



FIND YOUR OWN LANE

At Mitsubishi Motors, we believe not all drivers are created equal. So we build our vehicles for a different breed of driver, the fearless ones who take pride in what they drive, and refuse to drive more of the same. It's obvious to us that people who truly want distinctive styling and the latest technology see past the procession of bland imitations. We believe that every vehicle we make should stand for something. Something more than expected. And that's why we don't build Mitsubishi cars for stereotypes. We build them for you.

MITSUBISHICARS.COM 1.888.MITSU2016 NATLBRO-16-002



2016 LANCER





THE BEST ROUTE TO TAKE IS YOUR OWN.

With so many auto manufacturers marching out a parade of parity products, it's hard not to blend in behind the wheel. But if you're one of the few who strive to be different, welcome. At Mitsubishi, we build cars for individuals. Drivers who choose to get where they're going in their own way. The 2016 Lancer embodies that bold spirit, offering a unique blend of our leading edge technologies and time-tested engineering. And while we're proud of our automotive heritage, we continue to move forward, while staying true to our independent convictions. After all, individuality is not a destination, but a journey. Drive on.

FIND YOUR OWN LANE. MITSUBISHICARS.COM


DESIGN P.02


PERFORMANCE P.06


SAFETY P.10


ACCOMMODATION P.14


SPECIFICATIONS P.16

✦ DESIGN

MOVING FIXATION

Go ahead. Stare. Lancer's streamlined style is captivating, but its appeal is more than skin deep. Its aerodynamic shape is also rally strong. In fact, it was forged in the crucible of competition. With a rigid, seam welded unibody, it's the strongest Lancer we've ever built. And while it is sleek, it's also practical, with ample roof height and a proper hip point. So once you're done staring, it's easy to get in.





STREAMLINED STYLING

If you think Lancer looks like it was built for speed, you're right. But that sleek shape is not just eye catching. With a newly restyled front fascia that offers smooth over and under airflow, Lancer enjoys enhanced stability too. Also augmenting both its appearance and performance are rally inspired features like an available rear spoiler — standard equipment on GT. Yet another standard feature on the GT is a sharp set of new 18-inch alloy wheels. In addition, the 2016 Lancer sports a restyled grille, an available new chrome beltline molding, LED Daytime Running Lights, and fog lights.

LED DAYTIME RUNNING LIGHTS

Lancer's new LED Daytime Running Lights (DRL) help make your vehicle more conspicuous during daylight driving conditions, providing an extra measure of safety for pedestrians and other moving vehicles around you.

HEATED SIDE VIEW MIRRORS WITH TURN SIGNALS

Lancer's side view mirrors provide an enhanced level of safety for you and those around you. Because they're heated, you won't have to worry about them frosting over in chilly conditions.



THE CRAFT OF COMFORT

From high-quality upholstery fabric to the soft touch upper door trim, Lancer's interior fit and finish provides a gratifying, upscale feel. New for this model year is an updated front center console that offers a handy USB port. Available heated seats provide both comfort, as well as a commanding view. Lancer even offers the convenience of available Automatic Climate Control. Indeed, the 2016 Lancer's interior is as hospitable as it is handsome.

MITSUBISHI MULTI-COMMUNICATION SYSTEM

Boasting a 7-inch, high-definition touch-panel display, the available intuitive Mitsubishi Multi-Communication System (MMCS) offers a host of advanced features. The system includes 3-D mapping, expanded Point of Interest (POI) information and road speed limit display, ECO routing and subscription-free Real-time Traffic, with Diamond Lane Guidance and Mapcare® that includes two annual map updates.

POWER GLASS SUNROOF

Sporting that blue-sky attitude is literally a breeze in the Lancer. Its available power glass sunroof will have you basking in airy, sun-drenched luxury with the push of a button.

 **PERFORMANCE**

FIND YOUR MOTIVATION

Whether you're looking for practical economy or sporty acceleration, Lancer has your engine. There are two advanced aluminum-block MIVEC powerplants to choose from. The spirited 2.4-liter engine comes standard on every trim level, but for those who want higher gas mileage, the ES also offers a more fuel efficient 2.0-liter engine. Mated to either a 5-speed manual transmission (on GT and the 2.0-liter) or our new Continuously Variable Transmission (CVT), Lancer lets you take the winding road ahead in fast or frugal fashion.



COMMAND PERFORMANCE

When it comes to all-wheel drive systems, we've elevated the science to an art form. Lancer's available on-demand Electronically Controlled AWC (All-Wheel Control) is truly a marvel of engineering. Available on ES and standard on SE and SEL, this advanced system emphasizes fuel efficiency, while giving you the option to switch to traction-enhancing all-wheel drive when road conditions become uncertain.

NEW CONTINUOUSLY VARIABLE TRANSMISSION

Offering both improved performance and enhanced fuel economy, our new Continuously Variable Transmission (CVT) is one of the smoothest drivetrains ever developed. It operates on a pulley system that allows infinite variability between the highest and lowest ratios. Instead of shifting gears, it adapts on the fly to changing vehicle speeds and keeps the engine running at optimum efficiency.

ELECTRIC POWER STEERING

On Lancer ES with the 2.0-liter engine, we've enhanced efficiency with advanced electric power steering. Without the constant burden of a belt-driven hydraulic pump, the engine is able to achieve better fuel efficiency. When the driver turns the steering wheel, the electric power steering system evaluates factors such as rate of rotation, position and vehicle speed to determine the amount of steering assist needed.

ECO LIGHT INDICATOR

This helpful feature illuminates at a given vehicle speed and engine RPM range to let you know that your Lancer is operating at maximum fuel efficiency. The longer you drive with the ECO light activated, the better your fuel economy.



Lancer GT in Rally Red



2.0L MIVEC ENGINE

Standard on the ES (CVT), Lancer's base engine delivers an EPA-estimated 34 mpg highway.¹ Built on an aluminum block, the 2.0-liter powerplant features dual overhead cams. The key to its remarkable efficiency is Mitsubishi Innovative Valve-timing Electronic Control (MIVEC) technology. MIVEC varies the engine's breathing to achieve more torque, lower emissions and better fuel economy.

2.4L MIVEC ENGINE

Standard on the Lancer ES (with AWC), SE, SEL and GT, the 2.4-liter engine is also an aluminum-block engine with dual overhead cams, 16 valves and MIVEC. This "long-stroke" engine produces 168 hp and 167 lb.-ft. of torque. With a balanced torque to horsepower ratio, the responsive 2.4-liter engine provides quick and confident daily driving power.

PADDLE SHIFTERS

A standard feature on Lancer GTs equipped with the new Continuously Variable Transmission (CVT), sporty paddle shifters offer real hands-on performance. Simply pull the right paddle to upshift and the left paddle to downshift.





SAFETY

KNOWLEDGE IS CONFIDENCE

When it comes to safety, our goal is simple: Continue to improve. Using this approach, we've armed Lancer with a host of advanced safety equipment, including active safety equipment to help you avoid trouble and passive safety equipment should a collision prove unavoidable.



AVAILABLE REARVIEW CAMERA

With visibility compromised, backing up a vehicle can be a safety concern. Lancer's available rearview camera provides a measure of assurance as an image of the area directly behind the vehicle is displayed on the 6.1-inch display audio screen or the 7-inch navigation screen.

ANTI-THEFT SECURITY ALARM SYSTEM WITH ENGINE IMMOBILIZER

This standard security system not only sounds off if the vehicle has been entered without the proper key, but also prevents the engine from running unless the key fob is present.

FAST-KEY PASSIVE ENTRY

Lancer's FAST-Key (Freehand Advanced Security Transmitter-Key) makes vehicle entry easy. This available feature lets you lock or unlock the doors by pressing a button on either the front door or, to open only the trunk, by pressing a button on the trunk itself. You can even start the engine with the keys tucked away in a pocket or purse.



SEVEN-AIRBAG SAFETY

Lancer's Supplemental Restraint System (SRS)² consists of seven airbags, including dual-stage front, front-seat side, and side curtain airbags. Lancer also features a standard driver-side knee airbag, which helps stabilize the legs and lower body of the driver in the event of a collision.

RISE UNIBODY CONSTRUCTION

Our Reinforced Impact Safety Evolution (RISE) unibody construction offers remarkable protection performance. The unibody is tremendously rigid and includes integrated energy absorbing crumple zones and strategically located reinforcements to help protect occupants in the event of a collision.

ACTIVE STABILITY CONTROL AND TRACTION CONTROL

One of the most significant advancements ever developed, this standard feature helps drivers maintain control in adverse conditions and during emergency maneuvers. Sensors monitor traction and work with the anti-lock braking system to counteract slipping. Applying the brakes on specific wheels, the system helps the vehicle track in the driver's intended direction.

ACCOMMODATION

SMART AND COMPATIBLE

From easy vehicle entry to hands-free functionality, Lancer is engineered to accommodate. Inside, you'll stay informed with the help of features like a color LCD multi-information display. And when it comes to entertainment, the standard FUSE Hands-free Link System™ delivers with fumble-free convenience.

AUTOMATIC CLIMATE CONTROL

Keep your hands on the wheel, and not on the AC controls. This available comfort feature automatically helps keep the cabin temperature, fan speed and air source precisely to your liking.

TOUCH PANEL DISPLAY AUDIO SYSTEM

Available with a 6.1-inch touch screen, this sleek system sports a high-gloss black finish and uses app-like icons for easy navigation. Improved for 2016, the system features HD Radio®, SiriusXM® Satellite Radio, and a rearview camera³. When equipped with FUSE Hands-free phone system, it also offers a phone dial screen and phone contact list importing.

HD RADIO

Delivering crystal-clear sound quality, HD Radio® is subscription-free broadcast radio that's a significant digital upgrade over AM/FM radio. Available on select trim levels, it offers a variety of advanced features, including traffic updates, fuel price and data information when equipped with navigation.



COLOR LCD MULTI-INFORMATION DISPLAY

An easy-to-read trip computer provides you with helpful information like average speed and gas mileage, instant fuel economy, cruising range to empty, outside temperature and even maintenance reminder info.

FUSE HANDS-FREE LINK SYSTEM™ WITH USB PORT

Incorporating Bluetooth® 2.0 technology, FUSE allows you full use of your Bluetooth-enabled phone and lets you play music from your iPod® or other MP3 player and USB devices, hands free^{4,5}. Along with buttons on the steering wheel and touch-screen display, FUSE also utilizes advanced speech recognition technology, so you can operate selected features with voice commands when connected to the front center console's USB port. FUSE recognizes up to seven different mobile phones, syncing up with contact lists from each phone that's been paired with the system and keeping the lists private to each user.

ROCKFORD FOSGATE® PREMIUM AUDIO SYSTEM

Lancer's available Rockford Fosgate® 710-watt audio system powers nine premium speakers including a 10-inch, dual-voice subwoofer. The system incorporates an advanced Digital Signal Processor (DSP) and offers the listener PUNCH® control over the subwoofer, sound field control over the image and staging of the system, and the latest Neural Surround Sound technology⁶ from DTS®. The system is loaded with features like SiriusXM® Satellite Radio and HD Radio®, along with state-of-the-art technologies, such as Dolby® volume, PremiDIA HD and PremiDIA Wide surround for one of the best audio systems on the road.





SPECIFICATIONS

EXTERIOR COLORS

Diamond White Pearl



ES 2.0L ES/SE 2.4L SEL GT

1/2 1 3 3

Alloy Silver



1 1 3 3

Mercury Gray



1 1 3 3

EXTERIOR COLORS

Rally Red



ES 2.0L ES/SE 2.4L SEL GT

1/2 1 3 3

Octane Blue



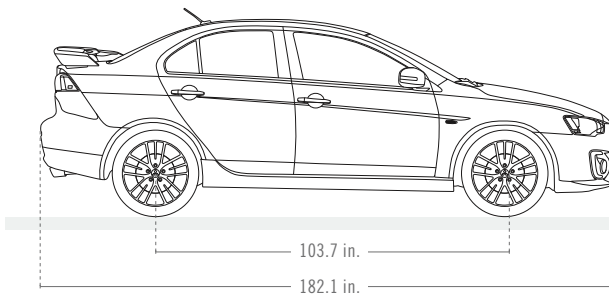
1 1 3 3

Labrador Black Pearl



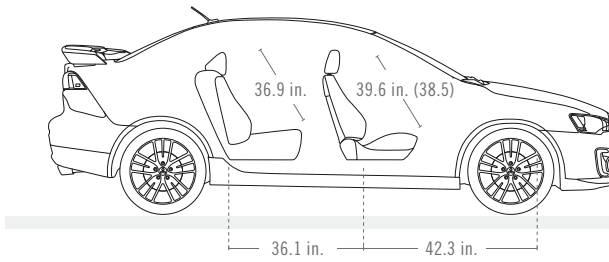
1/2 1 3 3

The numbers indicate interior colors / trims available with exterior vehicle color.



EXTERIOR DIMENSIONS

Overall length	182.1 in.
Wheelbase	103.7 in.
Track, front / rear	60.2 in.



INTERIOR DIMENSIONS

Front (with sun roof) / Rear head room	39.6 in. (38.5 in.)	36.9 in.
Front / Rear leg room	42.3 in.	36.1 in.
Front / Rear shoulder room	54.7 in.	54.3 in.
Front / Rear hip room	53.3 in.	54.1 in.


INTERIOR COLORS



1) Black Fabric

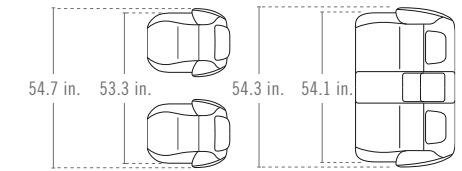
2) Beige Fabric

3) Black Leather



EXTERIOR DIMENSIONS

Overall height	58.3 in. (GT 58.7 in.)
Overall width	69.4 in.
Ground clearance	5.5 in. (GT 5.8 in.)



SAE VOLUME

SAE interior volume (with sun roof)	105.8 cu. ft. (104.3 cu. ft.)
SAE passenger volume (with sun roof)	93.5 cu. ft. (92.0 cu. ft.)
SAE cargo volume (with subwoofer)	12.3 cu. ft. (11.8 cu. ft.)

ENGINE	ES 2.0L	ES/SE 2.4L	SEL	GT
Type	2.0L I4 DOHC, 16-valve, Mitsubishi Innovative Valve-timing Electronic Control system (MIVEC)	2.4L I4 DOHC, 16-valve, Mitsubishi Innovative Valve-timing Electronic Control system (MIVEC)	2.4L I4 DOHC, 16-valve, Mitsubishi Innovative Valve-timing Electronic Control system (MIVEC)	2.4L I4 DOHC, 16-valve, Mitsubishi Innovative Valve-timing Electronic Control system (MIVEC)
Engine code	4B11	4B12	4B12	4B12
Materials	Aluminum block/aluminum cylinder heads	Aluminum block/aluminum cylinder heads	Aluminum block/aluminum cylinder heads	Aluminum block/aluminum cylinder heads
Bore x stroke	3.4 x 3.4 in.	3.5 x 3.8 in.	3.5 x 3.8 in.	3.5 x 3.8 in.
Compression ratio	10.0:1	10.5:1	10.5:1	10.5:1
Displacement	2.0L/1998cc	2.4L/2360cc	2.4L/2360cc	2.4L/2360cc
Horsepower (SAE)	5MT: 148 @ 6,000 rpm CVT (FED): 148 @ 6,000 rpm CVT (CAL): 143 @ 6,000 rpm	168 @ 6,000 rpm	168 @ 6,000 rpm	168 @ 6,000 rpm
Torque	5MT: 145 lb-ft @ 4,200 rpm CVT (FED): 145 lb-ft @ 4,200rpm CVT (CAL): 143 lb-ft @4,200rpm	167 lb-ft @ 4,100 rpm	167 lb-ft @ 4,100 rpm	167 lb-ft @ 4,100 rpm
Redline RPM	6,500	6,500	6,500	6,500
Emissions	5MT: Tier 2 Bin 5/LEV II LEV CVT(FED): Tier 2 Bin 5/LEV II LEV CVT(CAL): Tier 3 Bin 70/LEV III ULEV70	Tier 2 Bin 5/LEV II LEV	Tier 2 Bin 5/LEV II LEV	Tier 2 Bin 5/LEV II LEV
Engine oil	0W-20	0W-20	0W-20	0W-20
Recommended fuel	Regular unleaded	Regular unleaded	Regular unleaded	Regular unleaded
Fuel system	MPI	MPI	MPI	MPI
TRANSMISSION				
5-speed manual transmission	STD	–	–	STD
Continuously Variable Transmission automatic	OPT	STD	STD	OPT
Front-wheel drive	STD	–	–	STD
All-Wheel Control (AWC) electronically controlled 4WD system	–	STD	STD	–
Sportronic® steering wheel paddle shifters (CVT)	–	–	–	OPT
AWC drive-mode selector (2WD/4WD Auto/4WD Lock)	–	STD	STD	–

[–] NOT AVAILABLE [STD] STANDARD [OPT] FACTORY PACKAGE [ACC] ACCESSORY FEATURES AND OPTIONS SUBJECT TO CHANGE WITHOUT NOTICE.

SUSPENSION	ES 2.0L	ES/SE 2.4L	SEL	GT
Front	MacPherson strut with stabilizer bar	MacPherson strut with stabilizer bar	MacPherson strut with stabilizer bar	MacPherson strut with stabilizer bar
Rear	Multi-link type suspension	Multi-link type suspension with stabilizer bar	Multi-link type suspension with stabilizer bar	Multi-link type suspension with stabilizer bar
STEERING				
Turning circle (curb to curb)	32.8 ft.	32.8 ft.	32.8 ft.	32.8 ft.
BRAKES/WHEELS/TIRES				
Front brakes	Ventilated disc, 10.9 in.	Ventilated disc, 10.9 in.	Ventilated disc, 10.9 in.	Ventilated disc, 11.6 in.
Rear brakes	Disc, 10.3 in.	Disc, 10.3 in.	Disc, 10.3 in.	Disc, 11.9 in.
Anti-lock brakes	4-channel, 4-sensor with Electronic Brake-force Distribution (EBD)	4-channel, 4-sensor with Electronic Brake-force Distribution (EBD)	4-channel, 4-sensor with Electronic Brake-force Distribution (EBD)	4-channel, 4-sensor with Electronic Brake-force Distribution (EBD)
Wheels	16 in. aluminum alloy	16 in. aluminum alloy	16 in. aluminum alloy	18 in. aluminum alloy
Tire size	P205/60R16	P205/60R16	P205/60R16	P215/45R18
CAPACITIES				
Fuel	15.5 gallons	14.5 gallons	14.5 gallons	15.5 gallons
WEIGHTS				
Curb weight MT (CVT)	2,888 lbs. (2,954 lbs.)	(3,142 lbs.)	(3,142 lbs.)	2,977 lbs. (3,043 lbs.)
FUEL ECONOMY¹				
City (5MT)	27 (24) mpg	23 mpg	23 mpg	24 (22) mpg
Highway (5MT)	35 (34) mpg	31 mpg	31 mpg	31 (31) mpg
Combined (5MT)	30 (28) mpg	26 mpg	26 mpg	27 (25) mpg

EXTERIOR FEATURES	ES 2.0L	ES / SE 2.4L	SEL	GT	CONVENIENCE FEATURES	ES 2.0L	ES / SE 2.4L	SEL	GT	
LED Daytime running lights	STD	STD	STD	STD	MMCS Navigation system with 7-in. high-definition touch panel, voice command, 3D mapping, point-of-interest information, real-time traffic, and Mapcare®	ACC	ACC	ACC	ACC	
Auto on/off headlights	—	—	STD	STD						
Fog lights	STD	STD	STD	STD						
Rear wing spoiler	ACC	ACC	ACC	STD		710-watt AM/FM/CD/MP3 Rockford-Fosgate® premium sound system with 9 speakers including 10-in. dual-voice coil subwoofer with Punch Control®, DTS® Neural Surround, PremiDIA-WIDE® surround, and Dolby® Volume ⁶	OPT	—	—	STD
Rear lip spoiler	ACC	ACC	ACC	—						
Side air dams	STD	STD	STD	STD						
Roof carrier plug-in accommodation	—	STD	STD	—						
Color-keyed folding power side view mirrors with turn indicators	STD	STD	STD	STD	6.1-in. touch panel display audio system (replaces standard audio head unit)		OPT	STD (SE)	STD	STD
Heated side view mirrors	STD	STD	STD	STD						
Sport front grille and bumper	STD	STD	STD	STD		140-watt AM/FM/CD/MP3 audio system with 6 speakers	—	STD (SE)	STD	—
Front grille with chrome accents	STD	STD	STD	STD		140-watt AM/FM/CD/MP3 audio system with 4 speakers	STD	STD (ES 2.4L)	—	—
Short pole antenna	STD	STD	STD	STD		SiriusXM® Satellite Radio with 3-mo. pre-paid subscription ³	OPT	STD (SE)	STD	STD
AWC badge	—	STD	STD	—	Digital HD Radio®	OPT	STD (SE)	STD	STD	
Power glass sunroof with tilt and slide	OPT	—	—	STD	FUSE Hands-free Link System™ with Bluetooth® technology and USB	STD	STD	STD	STD	
Rain-sensing windshield wipers	—	—	STD	STD	Rearview camera system	OPT	STD (SE)	STD	STD	
Front windshield variable intermittent wipers and washers	STD	STD	—	—	Auto-dimming rearview mirror	—	—	STD	STD	
Rear window defroster with timer	STD	STD	STD	STD	Steering wheel-mounted audio, cruise control, and Bluetooth®	STD	STD	STD	STD	
18-in. alloy wheels	—	—	—	STD	hands-free system controls ⁴	—	—	—	—	
16-in. 10-spoke alloy wheels	STD	STD (ES)	—	—	FAST-Key passive entry system with panic alarm feature	—	STD (SE)	STD	STD	
16-in. machine finish 2-tone alloy wheels	—	STD (SE)	STD	—	Keyless entry with panic alarm feature	STD	STD (ES)	—	—	

INTERIOR FEATURES	ES 2.0L	ES / SE 2.4L	SEL	GT	SAFETY & SECURITY	ES 2.0L	ES / SE 2.4L	SEL	GT
Color LCD multi-information display	STD	STD	STD	STD	Anti-lock Braking System (ABS) with Electronic Brakeforce Distribution (EBD) and brake assist	STD	STD	STD	STD
High-contrast speedometer/tachometer gauge cluster	STD	STD	STD	STD	Active Stability Control (ASC)	STD	STD	STD	STD
Leather seating surfaces	—	—	STD	STD	Traction Control Logic (TCL)	STD	STD	STD	STD
Deluxe fabric seating surfaces	STD	STD	—	—	Tire Pressure Monitoring System (TPMS)	STD	STD	STD	STD
Heated front seats	—	STD (SE)	STD	STD	Front and rear side SRS curtain airbags ²	STD	STD	STD	STD
6-way adjustable driver's seat	STD	STD	STD	STD	Front seat-mounted SRS side airbags ²	STD	STD	STD	STD
4-way adjustable front passenger seat	STD	STD	STD	STD	Driver's side SRS knee airbag ²	STD	STD	STD	STD
60/40 split folding high-back rear seat	STD	STD	STD	STD	Advanced dual-stage SRS front airbags with occupant seat position sensors ²	STD	STD	STD	STD
Automatic climate control	STD	STD	STD	STD	Anti-theft security alarm system	STD	STD	STD	STD
Leather-wrapped steering wheel with silver accent	—	—	STD	STD	Anti-theft engine immobilizer	STD	STD	STD	STD
Urethane-wrapped steering wheel with silver accent	STD	STD	—	—	RISE body construction	STD	STD	STD	STD
Leather-wrapped shift knob	—	—	STD	STD					
Urethane shift knob	STD	STD	—	—					

FACTORY PACKAGES	OPTIONS	ACCESSORIES
ES Sun & Sound Package (2.0L CVT only)	Navigation System Package:	Interior Package
• Power glass sunroof with tilt and slide	• MMCS Navigation system with 7-in. high-definition touch panel, voice command, 3D mapping, point-of-interest information, real-time traffic, and Mapcare® includes two annual map updates (replaces standard audio system head unit)	• Aluminum shift knob • Aluminum brake handle
• 710-watt Rockford-Fosgate® premium sound system with 9 speakers including 10-in. dual-voice coil subwoofer with Punch Control®, DTS® Neural Surround, PremiDIA-WIDE® surround and Dolby® Volume ⁶	• 6.1" Touch panel display audio system	Popular Equipment Package
• 6.1" Touch panel display audio system	• Rear-view camera system	• Alloy fuel door • Scuff plates • Trunk mat
• SiriusXM® Satellite Radio with 3-month subscription	• Digital HD Radio®	LED Illumination Package
		• LED floor illumination (blue) • Interior lights

FOOTNOTES

- EPA estimates are to be used as a standardized comparison with other vehicles. Your actual mileage will vary depending on how you drive and maintain your vehicle.
- Airbags are part of a Supplemental Restraint System (SRS). To decrease the risk of injury from a deploying airbag, always wear your seat belt, sit upright in the middle of the seat, and do not lean against the door. Always place children 12 and under in the rear seat and use appropriate child restraints. Never place a rear-facing infant restraint in the front seat. See your Owner's Manual and instructions provided with your child restraint for additional information.
- Sirius services require subscriptions, sold separately after 3-month trial included with vehicle purchase. See our Customer Agreement for complete terms at www.siriusxm.com. If you decide to continue your Sirius services at the end of your trial subscription, the plan you choose will automatically renew and bill at then current rates until you call SiriusXM® at 1-866-635-2349 to cancel. Programming subject to change. Sirius satellite service available only to those at least 18 and older in the 48 contiguous USA, D.C., and PR (with coverage (with coverage limitations). SiriusXM and all related marks and logos are trademarks of SiriusXM Radio Inc.
- The Bluetooth® word mark and logos are owned by the Bluetooth SIG, Inc., and any use of such marks by Mitsubishi is under license.
- iPod® is a registered trademark of Apple Computer, Inc.
- ©2015 Rockford Corporation. All Rights Reserved. ROCKFORD FOSGATE, PUNCH and associated logos where applicable are registered trademarks of Rockford Corporation in the United States and/or other countries. Specifications subject to change without notice.

WARRANTY

See retailer for limited warranty and roadside assistance terms and conditions.

Powertrain	10-year/100,000-mile limited	The 10-year/100,000-mile Powertrain Limited Warranty applies only to the original owner of new, retailed 2015 models purchased from an authorized Mitsubishi dealer. Subsequent owners receive the balance of the New Vehicle Limited Warranty of 5 years/60,000 miles. Different coverage applies to the Mitsubishi i-MiEV. The Mitsubishi i-MiEV has a 3-year/36,000-mile coverage for New Vehicles and 5-year/60,000-mile coverage for Powertrain Limited Warranty.	Mitsubishi Motors North America, Inc. 6400 Katella Ave., Cypress, CA 90630-0064 1-888-MITSU2016
Basic	5-year/60,000-mile limited		
Anti-corrosion/Perforation	7-year/100,000-mile		
Roadside assistance	5-year/unlimited-mile		

Log on to our website and browse our full lineup of new vehicles, get MSRP and customer rebate information and "build" the Mitsubishi that's right for you. The site can help you locate your nearest dealer - or even have a dealer contact you.

Technical data, equipment and options shown are based on the latest information available at the time of printing and are subject to change without notice. Colors may vary due to the printing process. Exterior and interior lights on vehicles shown may be illuminated for illustration purposes only. Vehicles are shown with optional equipment. Not all equipment is available on every model. For more complete details about equipment configuration and Mitsubishi Genuine Accessories, please contact your Mitsubishi Retailer.

MITSUBISHICARS.com

[—] NOT AVAILABLE [STD] STANDARD [OPT] FACTORY PACKAGE [ACC] ACCESSORY FEATURES AND OPTIONS SUBJECT TO CHANGE WITHOUT NOTICE.