




2016 OUTLANDER SPORT





FOOTNOTES

1. The Bluetooth® word mark and logos are owned by the Bluetooth SIG, Inc., and any use of such marks by Mitsubishi is under license.
2. iPod is a registered trademark of Apple Computer, Inc.
3. Based on EPA highway mileage rating. Actual mileage may vary.
4. Sirius services require subscriptions, sold separately after 3-month trial included with vehicle purchase. See our Customer Agreement for complete terms at www.siriusxm.com. If you decide to continue your Sirius services at the end of your trial subscription, the plan you choose will automatically renew and bill at then current rates until you call SiriusXM at 1-866-635-2349 to cancel. Programming subject to change. Sirius satellite service available only to those at least 18 and older in the 48 contiguous USA, D.C., and PR (with coverage limitations). SiriusXM and all related marks and logos are trademarks of SiriusXM Radio Inc.
5. ©2014 Rockford Corporation. All Rights Reserved. ROCKFORD FOSGATE, PUNCH and associated logos where applicable are registered trademarks of Rockford Corporation in the United States and/or other countries. Specifications subject to change without notice.
6. Airbags are part of a Supplemental Restraint System (SRS). To decrease the risk of injury from a deploying airbag, always wear your seat belt, sit upright in the middle of the seat, and do not lean against the door. Always place children 12 and under in the rear seat and use appropriate child restraints. Never place a rear-facing infant restraint in the front seat. See your Owner's Manual and instructions provided with your child restraint for additional information.
7. EPA estimates are to be used as a standardized comparison with other vehicles. Your actual mileage will vary depending on how you drive and maintain your vehicle.

WARRANTY See retailer for limited warranty and roadside assistance terms and conditions.

Powertrain	10-year/100,000-mile limited warranty	The 10-year/100,000-mile Powertrain Limited Warranty applies only to the original owner of new, retailed 2016 models purchased from an authorized Mitsubishi dealer. Subsequent owners receive the balance of the New Vehicle Limited Warranty of 5-years/60,000 miles. Different coverage applies to the Mitsubishi i-MiEV. The Mitsubishi i-MiEV, has a 3-year/36,000-mile coverage for New Vehicles and 5-year/60,000-mile coverage for Limited Powertrain Warranty.	Mitsubishi Motors North America, Inc. 6400 Katella Ave., Cypress, CA 90630-0064 1-888-MITSU2016
Basic	5-year/60,000-mile limited warranty		
Anti-corrosion/Perforation	7-year/100,000-mile limited warranty		
Roadside assistance	5-year/unlimited mile		

Log on to our website and browse our full lineup of new vehicles, get MSRP and customer rebate information and “build” the Mitsubishi that’s right for you. The site can help you locate your nearest dealer – or even have a dealer contact you.

Technical data, equipment and options shown are based on the latest information available at the time of printing and are subject to change without notice. Colors may vary due to the printing process. Exterior and interior lights on vehicles shown may be illuminated for illustration purposes only. Vehicles are shown with optional equipment. Not all equipment is available on every model. For more complete details about equipment configuration and Mitsubishi Genuine Accessories, please contact your Mitsubishi Retailer.

MITSUBISHICARS.COM

WE PUT THE ROAD LESS TRAVELED ON THE MAP.

In today's worldwide culture, it seems the things that are elevated in popularity are also devoid of one vital attribute: originality. If you, however, are one who favors the bold, you've come to the right place. We've been building cars that inspire individuality for more than 30 years. The 2016 Outlander Sport, with its dynamic exterior and leading-edge features, is just such a vehicle. Versatile, yet sized for around-town agility, it's a consummate model of our uncompromising tradition. And while we are proud of our heritage, we believe that our best days and best products are in front of us. The way we see it, pop fads will come and go, but originality never goes out of style.

FIND YOUR OWN LANE. MITSUBISHICARS.COM



DESIGN P.02



ACCOMMODATION P.06



TECHNOLOGY P.10



SAFETY P.14




SPECIFICATIONS P.16

 DESIGN

SUPERLATIVE STYLE

Outside, it's sleek and aggressive. Inside, it aims to please. Soft Touch material with a rich pebble-texture enhances the upper door trim and dash panel, while subtle silver accents add a touch of class. High Contrast Meter Gauges are sharp and clear. The seats have been tailored with embossed upholstery, while a host of comfortable amenities is provided in upscale fashion.



SUPER-WIDE RANGE HID HEADLIGHTS

Outlander Sport is full of bright ideas, like its available Super-wide Range High Intensity Discharge Headlights (S-HID). Using xenon gas, they project a beam that's 35% brighter than normal lights. What's more, the light they emit more closely mimics that of the sun, making for better definition and less eye fatigue.

SOUND ISOLATION / QUIETNESS

To help reduce engine and road noise, along with unwanted vibration, we increased sound insulation thickness in key areas and engineered a special vibration-absorbing damper for the engine compartment.

LED COMBINATION TAILLIGHTS

Outlander Sport has got your back with LED Combination Taillights. These high-quality units not only look sharp, they also light up faster, are more visible and last longer than traditional taillights.



PANORAMIC GLASS ROOF

By day, the panoramic glass roof creates a fresh, open-air feeling throughout the interior. By night, the roof's LED lighting sets the mood for endless evening drive possibilities.

DESIGNER CABIN

The Outlander Sport's spacious interior is an agreeable environment, indeed. The wide, supportive seats have been tailored with richly embossed upholstery. The upper door trim and dash panel feature soft touch material with a sumptuous pebble-texture. And at key points around the cabin, subtle silver accents add that certain touch of class.

18-IN. ALLOY WHEELS

Sure, these 18-inch alloy wheels look great, but what many don't realize is that they also augment performance. Along with their lighter weight, their tall profile allows for a shorter tire sidewall, which helps minimize side-to-side flex when cornering.

COLOR LCD MULTI-INFORMATION DISPLAY

An easy-to-read trip computer provides you with helpful information like average speed and gas mileage, instant fuel economy, cruising range to empty, outside temperature and even maintenance reminder info.

 **ACCOMMODATION**

ENJOY BEING IN CONTROL

Outlander Sport has your comfort covered with amenities such as standard heated side mirrors and available heated front seats. Inside its spacious interior you'll feel not only completely relaxed, but also in complete command, with its full range of features right at your fingertips.



TILT AND TELESCOPING STEERING WHEEL

Those who share their Outlander Sport with other drivers will appreciate the tilt and telescoping steering wheel. It makes finding that perfect driving position a quick and easy operation.

FAST-KEY PASSIVE ENTRY SYSTEM

Outlander Sport's FAST-Key (Free-hand Advanced Security Transmitter) makes vehicle entry easy. Unlock the doors by simply pressing the button on either front door or the trunk lever. You can even start or stop the engine with the keys tucked away in a pocket or purse. Again, the push of a button is all it takes.

FUSE HANDS-FREE LINK SYSTEM® WITH USB PORT

Incorporating Bluetooth™ 2.0 technology, FUSE allows you full use of your Bluetooth-enabled phone and lets you play music from your iPod or other MP3 player and USB devices, hands-free.^{1,2} Along with buttons on the steering wheel and display screen, FUSE also utilizes advanced speech recognition technology, so you can operate selected features with voice commands. FUSE recognizes up to seven different mobile phones, syncing up with contact lists from each phone that's been paired with the system and keeping the lists private to each user.



Outlander Sport GT in Diamond White

60/40 SPLIT REAR SEATS

Outlander Sport gives you versatility your way. Its 60/40 split folding rear seat not only accommodates cargo and passengers alike, it features a handy lever that drops the seatbacks quickly and easily.

AUTOMATIC CLIMATE CONTROL

This available comfort feature helps keep the cabin temperature, fan speed and air source to your liking, so you can keep your hands on the wheel, and not on the AC controls.

HEATED FRONT SEATS AND SIDE MIRRORS

Nothing feels more luxurious than available heated front seats on a cold day. And while they may not enhance your physical comfort, the heated side mirrors can help provide peace of mind and clear visibility on frosty mornings.



TECHNOLOGY

MORE THAN JUST GOOD LOOKING

Outlander Sport is as smart as it is sleek. Efficiently engineered with energy-saving technologies, it achieves an estimated 31 mpg highway rating³ when equipped with 2WD Continuously Variable Transmission (CVT). It also offers features to enhance your own efficiency, such as touch-screen navigation and voice-activated command of both your smartphone and your music. In Outlander Sport, you'll soon be a master multitasker.



MITSUBISHI MULTI-COMMUNICATION SYSTEM


Boasting a 7-inch high-definition touch-panel display, the available Mitsubishi Multi-Communication System (MMCS) offers a host of advanced features. The system includes 3-D mapping, expanded Point of Interest (POI) information, road speed limit display, ECO routing, subscription-free Real-time Traffic with Diamond Lane Guidance, and Mapcare™ includes two annual map updates.

TOUCH PANEL DISPLAY AUDIO SYSTEM

Available with a 6.1-inch touch screen, this sleek system sports a high-gloss black finish and uses app-like icons for easy navigation. Features include HD Radio,® SiriusXM® Satellite Radio, and a rear view camera system.⁴ With the FUSE Hands-free Link System,® connected via Bluetooth,® it also offers a phone dial screen and contact list importing.¹

ROCKFORD FOSGATE® PREMIUM AUDIO SYSTEM

Outlander Sport's available Rockford Fosgate® 710-watt audio system powers 8 premium speakers and a 10-inch dual-voice coil subwoofer.⁵ The system incorporates an advanced Digital Signal Processor (DSP) and offers the listener PUNCH® control over the subwoofer, sound field control over the image and staging of the system, and the latest DTS Neural Surround® technology. The system is also equipped with state-of-the-art technologies, such as Dolby® Volume, PremiDIA HD® and PremiDIA-Wide® for dynamic audio performance.



PADDLE SHIFTERS

Available with the Continuously Variable Transmission are rally-inspired paddle shifters that offer real hands-on performance. Simply pull the right paddle to upshift and the left paddle to downshift.

CONTINUOUSLY VARIABLE TRANSMISSION

One of the smoothest and most efficient transmissions available, Continuously Variable Transmission (CVT) operates on a pulley system, allowing infinite variability between the highest and lowest ratios. Instead of shifting gears, it adapts to changing vehicle speeds and helps keep the engine operating efficiently.

EFFICIENT MIVEC ENGINES

Whether you go with the standard 148-hp 2.0-liter engine, or the available 168-hp 2.4-liter engine, you'll enjoy smooth performance and optimized fuel efficiency. Both are dual overhead cam, 16-valve powerplants that feature resin coated pistons and smooth-surfaced camshafts for reduced friction. Further minimizing engine load is an electric power steering system and a brake energy regeneration system. What's more, these engines offer an advanced technology called MIVEC (Mitsubishi Innovative Valve timing Electronic Control). MIVEC employs a mechanism to vary the valve timing for optimum engine "breathing." The result is more responsive acceleration, reduced emissions, and enhanced fuel economy.

ECO LAMP INDICATOR

This helpful feature illuminates at a given vehicle speed and engine RPM range to let you know that your Outlander Sport is operating at maximum fuel efficiency. The longer you drive with the ECO lamp activated, the better your fuel economy.

SAFETY

QUIET CONFIDENCE

Often our most impressive pieces of engineering go, thankfully, unnoticed. These would be our advanced active and passive safety features. Some – the airbags, for example – are designed to help protect you in the event of a collision, while other features, such as the Active Stability Control and Traction Control, are designed to help you avoid trouble in the first place. In fact, Outlander Sport is so well equipped, the Insurance Institute for Highway Safety (IIHS) named it a 2015 Top Safety Pick.

2015 IIHS TOP SAFETY PICK

REARVIEW CAMERA

With visibility compromised, backing up a vehicle is always a safety concern. Outlander Sport's handy rear view camera provides a measure of assurance as an image of the area directly behind the vehicle is displayed.

ALL-WHEEL CONTROL

Our available advanced All-Wheel Control (AWC) combines the grip of a electronically controlled 4WD system with the intelligence of our Active Stability and Traction Control system to regulate torque from front to rear. The result is greatly enhanced performance and traction under a variety of road conditions.

SEVEN STANDARD AIRBAGS

A standard Supplemental Restraint System (SRS) features seven airbags: dual-stage front airbags with seat position sensors, front side airbags, side curtain airbags and a driver's knee airbag.⁵ Also standard is a Brake Pedal Recessed Protection Structure to help reduce driver leg injury in the event of a frontal collision.



Outlander Sport SEL in Cool Silver

REINFORCED IMPACT SAFETY EVOLUTION

Utilizing high-tensile steel, Reinforced Impact Safety Evolution (RISE) engineering provides a tremendous amount of occupant protection in the event of a collision. RISE combines energy-absorbing front and rear structures with a super-rigid occupant cell, along with reinforcing bars in the doors and energy-absorbing materials in the side pillars.

ACTIVE STABILITY CONTROL AND TRACTION CONTROL

One of the most significant advancements ever developed, Active Stability Control and Traction Control helps drivers maintain control in adverse conditions and during emergency maneuvers. Sensors monitor traction and work with the anti-lock braking system to counteract slipping. Applying the brakes on specific wheels, the system helps the vehicle track in the driver's intended direction.

WORLD-CLASS WARRANTIES

What we build, we stand behind. Period. The Outlander Sport is backed with a 10-year/100,000 mile Powertrain Limited Warranty, a 5-year/60,000 mile fully transferable New Vehicle Limited Warranty, a 7-year/100,000 mile Anti-Corrosion/Perforation Limited Warranty and 5-years/Unlimited Miles Roadside Assistance. They are some of the most comprehensive warranties in the industry. Like our cars, we intend to serve you well for many years to come.



SPECIFICATIONS

EXTERIOR COLORS

Diamond White



ES	SE	SEL	GT
1	2/3	4	4

Cool Silver



ES	SE	SEL	GT
1	2/3	4	4

Mercury Gray



ES	SE	SEL	GT
1	2/3	4	4

Labrador Black



ES	SE	SEL	GT
1	2/3	4	4

The numbers indicate interior colors / trims available with exterior vehicle color.

EXTERIOR COLORS

Rally Red



ES	SE	SEL	GT
1	2/3	4	4

Octane Blue



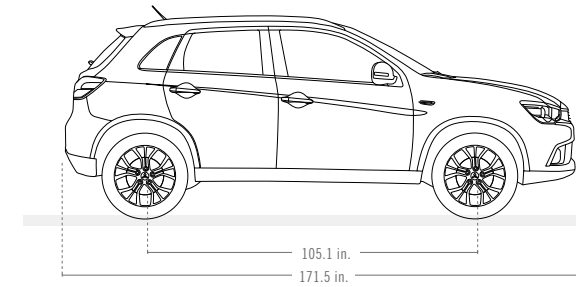
ES	SE	SEL	GT
1	2/3	4	4

Quartz Brown



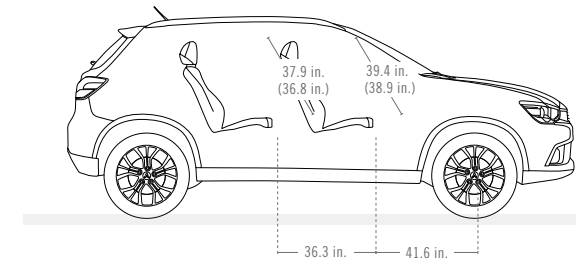
ES	SE	SEL	GT
1	2/3	4	4

INTERIOR COLORS

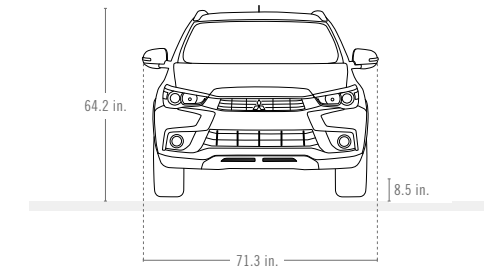


EXTERIOR DIMENSIONS

Overall length	171.5 in.
Wheelbase	105.1 in.
Wheel tread, front	60.6 in.
Wheel tread, rear	60.6 in.

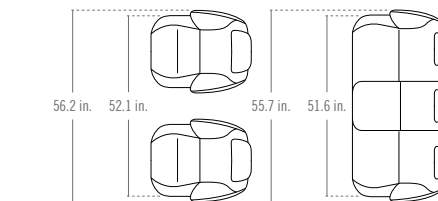


INTERIOR DIMENSIONS	Head Room (with panoramic roof)	Shoulder Room	Leg Room	Hip Room
Front	39.4 in. (38.9 in.)	56.2 in.	41.6 in.	52.1 in.
Rear	37.9 in. (36.8 in.)	55.5 in.	36.3 in.	51.6 in.



EXTERIOR DIMENSIONS

Overall height	64.2 in.
Overall width	71.3 in.
Ground clearance	8.5 in.



SAE VOLUME

SAE passenger volume (with panoramic roof)	97.5 cu. ft. (95.6 cu. ft.)
SAE cargo volume – behind front seats (with panoramic roof)	49.5 cu. ft. (48.8 cu. ft.)
SAE cargo volume – behind 2nd row seats (with subwoofer)	21.7 cu. ft. (20.1 cu. ft.)

ENGINE	ES 2.0 2WD / ES 2.0 AWC	ES 2.4 2WD / ES 2.4 AWC SE 2.4 2WD / SE 2.4 AWC	SEL 2.4 2WD / SEL 2.4 AWC	GT 2.4 2WD / GT 2.4 AWC
Type	2.0L MIVEC DOHC 16-valve Inline 4-cylinder	2.4L MIVEC DOHC 16-valve Inline 4-cylinder	2.4L MIVEC DOHC 16-valve Inline 4-cylinder	2.4L MIVEC DOHC 16-valve Inline 4-cylinder
Materials	Aluminum block/aluminum cylinder heads	Aluminum block/aluminum cylinder heads	Aluminum block/aluminum cylinder heads	Aluminum block/aluminum cylinder heads
Bore x stroke	86.0 mm x 86.0 mm	88.0 mm x 97.0 mm	88.0 mm x 97.0 mm	88.0 mm x 97.0 mm
Compression ratio	10	10.5	10.5	10.5
Displacement	2.0L/1,998 cc	2.4L/ 2,360 cc	2.4L/ 2,360 cc	2.4L/ 2,360 cc
Horsepower	148 @ 6,000 rpm	168 @ 6,000 rpm	168 @ 6,000 rpm	168 @ 6,000 rpm
Torque	145 lb-ft @ 4,200 rpm	167 lb-ft @ 4,100 rpm	167 lb-ft @ 4,100 rpm	167 lb-ft @ 4,100 rpm
Redline RPM	6,500	6,500	6,500	6,500
Emissions	Tier 3 Bin 70 (50S) LEV III - ULEV70	Tier 3 Bin 70 (50S) LEV III - ULEV70	Tier 3 Bin 70 (50S) LEV III - ULEV70	Tier 3 Bin 70 (50S) LEV III - ULEV70
Engine oil	OW-20	OW-20	OW-20	OW-20
Recommended fuel	Regular unleaded	Regular unleaded	Regular unleaded	Regular unleaded
TRANSMISSION				
5-speed manual transmission	STD	–	–	–
Continuously Variable Transmission (CVT)	OPT / STD	STD	STD	STD
Paddle-shifters	–	–	–	STD
Front-wheel drive (FWD)	STD / –	STD / –	STD / –	STD / –
All-Wheel Control (AWC)	– / STD	– / STD	– / STD	– / STD
SUSPENSION				
Front	MacPherson strut with stabilizer bar	MacPherson strut with stabilizer bar	MacPherson strut with stabilizer bar	MacPherson strut with stabilizer bar
Rear	Multi-link with stabilizer bar	Multi-link with stabilizer bar	Multi-link with stabilizer bar	Multi-link with stabilizer bar
STEERING				
Type	Electric Power Steering	Electric Power Steering	Electric Power Steering	Electric Power Steering
Turns, lock to lock	3.3	3.3	3.3	3.3
Turning circle (curb to curb)	34.8 ft.	34.8 ft.	34.8 ft.	34.8 ft.
BRAKES/WHEELS/TIRES				
Brakes - Front	Ventilated single piston disc, 11.6 in	Ventilated single piston disc, 11.6 in	Ventilated single piston disc, 11.6 in	Ventilated single piston disc, 11.6 in
Brakes - Rear	Solid single piston disc, 11.9 in	Solid single piston disc, 11.9 in	Solid single piston disc, 11.9 in	Solid single piston disc, 11.9 in
Brakes - ABS	4-wheel, 4-channel, 4-sensor with Electronic Brake-force Distribution (EBD) and Brake Assist	4-wheel, 4-channel, 4-sensor with Electronic Brake-force Distribution (EBD) and Brake Assist	4-wheel, 4-channel, 4-sensor with Electronic Brake-force Distribution (EBD) and Brake Assist	4-wheel, 4-channel, 4-sensor with Electronic Brake-force Distribution (EBD) and brake assist
Wheels	18 x 7.0 aluminum alloy	18 x 7.0 aluminum alloy	18 x 7.0 aluminum alloy	18 x 7.0 aluminum alloy
Tires	P225/55 R18	P225/55 R18	P225/55 R18	P225/55 R18
CAPACITIES				
Passenger Seating	5	5	5	5
Fuel	16.6 gallons / 15.8 gallons	16.6 gallons / 15.8 gallons	16.6 gallons / 15.8 gallons	16.6 gallons / 15.8 gallons
Engine Oil	4.5 quarts / 4.2 quarts (5MT)	4.5 quarts	4.5 quarts	4.5 quarts
WEIGHTS				
Curb weight (5MT)	3,109 lbs. (3,032 lbs.) / 3,252 lbs.	3,109 lbs. / 3,252 lbs.	3,142 lbs. / 3,285 lbs.	3,142 lbs. / 3,285 lbs.
GVWR (5MT)	4,343 lbs. / 4,343 lbs.	4,343 lbs.	4,343 lbs.	4,343 lbs.
Weight distribution (% f/r) (5MT)	60/40 (59/41) / 59/41	60/40 / 59/41	60/40 / 59/41	60/40 / 59/41
FUEL ECONOMY*				
City (5MT) / Highway (5MT) / Combined (5MT)	24(23) / 31(29) / 27(25) mpg / 23 / 29 / 26 mpg	23 / 28 / 25 mpg / 22 / 27 / 24 mpg	23 / 28 / 25 mpg / 22 / 27 / 24 mpg	23 / 28 / 25 mpg / 22 / 27 / 24 mpg

See www.fueleconomy.gov for EPA estimates. Your mileage will vary.

EXTERIOR FEATURES	ES	ES/SE 2.4L	SEL	GT
Super-wide High Intensity Discharge (S-HID) headlights	–	–	–	STD
Halogen headlights	STD	STD	STD	–
Auto on/off headlights	–	–	STD	STD
Fog lights	–	– / STD	STD	STD
Rear LED combination taillights	STD	STD	STD	STD
Color-keyed front and rear bumper	STD	STD	STD	STD
Color-keyed side-view mirrors with turn signal indicators	STD	STD	STD	STD
Color-keyed outer door handles	STD	STD	STD	STD
Roof carrier plug-in accommodation	STD	STD	–	–
Black roof rails	–	–	STD	STD
Chrome beltline molding	–	–	STD	STD
Short pole antenna	STD	STD	STD	STD
4WD decal	– / STD	– / STD	– / STD	– / STD
Panoramic glass roof with adjustable LED mood lighting	–	–	–	STD
Heated side-view mirrors	STD	STD	STD	STD
Front windshield variable intermittent wipers	STD	STD	–	–
Rear window intermittent wiper/ washer with defroster	STD	STD	STD	STD
Rain-sensing windshield wipers	–	–	STD	STD
Rear privacy glass	STD	STD	STD	STD
Aero wiper blades	STD	STD	STD	STD
Single exhaust outlet with chrome tip	–	–	STD	STD
18-inch two-tone alloy wheels	STD	STD	STD	STD
225/55R18 all-season tires	STD	STD	STD	STD
Space saver temporary spare tire	STD	STD	STD	STD
Wheel arch moldings	STD	STD	STD	STD
Power folding side-view mirrors	–	–	STD	STD
INTERIOR FEATURES	ES	ES/SE 2.4L	SEL	GT
Color LCD multi-information display	STD	STD	STD	STD
High-contrast meter gauge cluster	STD	STD	STD	STD
Dual-visor vanity mirrors with illumination	–	– / STD	STD	STD
Dual-visor vanity mirrors	STD	STD / –	–	–
Rear dome light (n/a with panoramic glass roof)	STD	STD	STD	–
Rear cargo area light	STD	STD	STD	STD
Upshift indicator light (5MT only)	STD / –	–	–	–
ECO driver indicator light (CVT only)	OPT / STD	STD	STD	STD
Drive mode-selector (2WD/4WD AUTO/4WD LOCK)	– / STD	– / STD	– / STD	– / STD
5-passenger seating	STD	STD	STD	STD
Leather seating surfaces	–	–	STD	STD
Fabric trimmed seating	STD	STD	–	–
Heated driver and front passenger seats	–	– / STD	STD	STD
8-way power adjustable driver's seat	–	–	STD	STD

[–] NOT AVAILABLE [STD] STANDARD [OPT] FACTORY PACKAGE FEATURES AND OPTIONS SUBJECT TO CHANGE WITHOUT NOTICE.

INTERIOR FEATURES (CONT.)	ES	ES/SE 2.4L	SEL	GT
6-way manually adjustable driver's seat	STD	STD	–	–
4-way manually adjustable front passenger's seat	STD	STD	STD	STD
60/40 split fold-down rear seatback	STD	STD	STD	STD
Rear seat adjustable head restraints (x3)	STD	STD	STD	STD
Manual climate control	STD	STD / –	–	–
Automatic air conditioning climate control	–	– / STD	STD	STD
Micron air filtration	STD	STD	STD	STD
Rear heater floor ducts	STD	STD	STD	STD
Tilt/telescoping steering wheel	STD	STD	STD	STD
Leather-wrapped steering wheel and shift knob	STD	STD	STD	STD
Leather wrapped parking brake handle	–	–	STD	STD
Aluminum pedals	–	–	STD	STD
Soft-touch upper I/P and door trim	STD	STD	STD	STD
Chrome-plated interior door handles	STD	STD	STD	STD
Carbon design audio panel	STD	STD	–	–
Gloss black w/ silver accent audio panel	–	–	STD	STD
Carpeted floor mats	STD	STD	STD	STD
Remote hood and fuel door release lever	STD	STD	STD	STD
CONVENIENCE FEATURES	ES	ES/SE 2.4L	SEL	GT
MMCS Navigation system with 7-in. high-definition touch panel, voice command, 3D mapping, point-of-interest information, real-time traffic, and Mapcare® (includes two annual map updates; replaces standard audio system head unit)	–	–	–	OPT
710-watt Rockford-Fosgate® premium sound system with 9 speakers including 10-in. dual-voice coil subwoofer with Punch Control®, DTS® Neural Surround, PremiDIA-WIDE® surround, and Dolby® Volume ^s	–	–	–	STD
6.1-in. touch panel display audio system (replaces standard. audio system head unit)	–	– / STD	STD	STD
140-watt AM/FM/CD/MP3 audio system with 6 speakers	–	– / STD	STD	–
140-watt AM/FM/CD/MP3 audio system with 4 speakers	STD	STD / –	–	–
SiriusXM® Satellite Radio with 3-mo. pre-paid subscription	–	– / STD	STD	STD
Digital HD Radio®	–	– / STD	STD	STD
FUSE Hands-free Link System® with Bluetooth® technology, USB port, and steering wheel controls ¹	STD	STD	STD	STD
Color LCD multi-information display [trip meter and odometer, outside temperature, average fuel consumption and driving distance, drive mode indicator, transmission position indicator (CVT), water temperature warning light, low fuel warning]	STD	STD	STD	STD
Rearview camera system	–	– / STD	STD	STD
Steering wheel audio controls	STD	STD	STD	STD
FAST-Key passive entry system with panic alarm feature	–	– / STD	STD	STD
Remote keyless entry with panic feature	STD	STD / –	–	–

CONVENIENCE FEATURES (CONT.)	ES	ES/SE 2.4L	SEL	GT
One-touch Start/Stop engine switch	—	—/STD	STD	STD
Cruise control	STD	STD	STD	STD
Power door locks and side view mirrors	STD	STD	STD	STD
Power windows with driver's side auto up/down feature	STD	STD	STD	STD
Auto-dimming rearview mirror with Homelink® universal garage door opener	—	—	STD	STD
Day/night rearview mirror	STD	STD	—	—
12-volt accessory outlets (x2)	STD	STD	STD	STD
Center console box with armrest and cup holders (x2)	STD	STD	STD	STD
Center slide-adjustable armrest	—	—	STD	STD
Instrument panel lower-center storage	STD	STD	STD	STD
Front door storage pockets with bottle holders	STD	STD	STD	STD
Glove box	STD	STD	STD	STD
Pocket tissue and pen holder	STD	STD	STD	STD
Rear seat center armrest with cup holders (x2)	STD	STD	STD	STD
Rear cargo compartments	STD	STD	STD	STD
Cargo tie-down utility hooks	STD	STD	STD	STD
Retractable assist grips	STD	STD	STD	STD

SAFETY AND SECURITY	ES	ES/SE 2.4L	SEL	GT
Hill Start Assist (HSA)	STD	STD	STD	STD
Anti-lock Braking System (ABS) with Electronic Brakeforce Distribution (EBD) and brake assist	STD	STD	STD	STD
Active Stability Control (ASC)	STD	STD	STD	STD
Traction Control Logic (TCL)	STD	STD	STD	STD
Tire Pressure Monitoring System (TPMS)	STD	STD	STD	STD
Front and rear side curtain airbags ⁶	STD	STD	STD	STD
Front seat-mounted side airbags ⁶	STD	STD	STD	STD
Driver's side knee airbag ⁶	STD	STD	STD	STD
Advanced dual-stage front airbags with occupant seat position sensors ⁶	STD	STD	STD	STD
Height-adjustable front shoulder belts with pretensioner	STD	STD	STD	STD
Three-point seatbelts and head restraints for all seating positions	STD	STD	STD	STD
LATCH child safety-seat anchors and upper tethers	STD	STD	STD	STD
Child safety rear door locks	STD	STD	STD	STD
Anti-theft security alarm system and engine immobilizer	STD	STD	STD	STD
RISE body construction	STD	STD	STD	STD
Side-impact door beams	STD	STD	STD	STD
Collapsible steering column and foldaway brake pedal assembly	STD	STD	STD	STD

[—] NOT AVAILABLE [STD] STANDARD [OPT] FACTORY PACKAGE [ACC] ACCESSORY FEATURES AND OPTIONS SUBJECT TO CHANGE WITHOUT NOTICE.

PACKAGES
Navigation Package
• MMCS Navigation system with 7-in. high-definition touch panel, voice command, 3D mapping, point-of-interest information, real-time traffic, and Mapcare® (includes two map updates; replaces standard audio system head unit)
LED Illumination Package
• Floor illumination (blue LED) • Interior lights
• Liftgate light (blue LED)
Interior Package (CVT Only)
• Piano black shift panel overlay
• Aluminum-alloy and leather combination shift knob
All-Weather Package
• Remote engine start
• All-weather floor mats (4)
Cargo Package
• Reversible cargo mat • Tonneau cover
• Cargo net

Exterior Package
• Large rear spoiler • Alloy fuel door
• Rear undercovers
Protection Package Plus
• Scuff plates • Rear bumper plate
• Tailgate protector • Body side moldings (color keyed)

Chrome Package
• Side door mirror covers
• Door handle covers

ACCESSORIES
Alloy Fuel Door: Available on all trims
Roof Rack Crossbars: Available on all trims
Front and Rear Mudguards: Available on all trims
All-Weather Floor Mats (4): Available on all trims
Body Side Moldings (color-keyed): Available on all trims
LED Fog Lights: Available on all trims
Rear Park Assist Sensors: Available on all trims
Wheel Locks: Available on all trims



FIND YOUR OWN LANE

At Mitsubishi Motors, we believe not all drivers are created equal. So we build our vehicles for a different breed of driver, the fearless ones who take pride in what they drive, and refuse to drive more of the same. It's obvious to us that people who truly want distinctive styling and the latest technology see past the procession of bland imitations. We believe that every vehicle we make should stand for something. Something more than expected. And that's why we don't build Mitsubishi cars for stereotypes. We build them for you.

MITSUBISHICARS.COM 1.888.MITSU2016 NATLBRO-16-005

