

TOUGH CHEVY TRUCKS



Crew Cab Pickup



Blazer



Sportvan



Fleetside Pickup



Fleetside Pickup

'77 CHEVY TRUCKS. BUILT TO STAY TOUGH.

TOUGH IN THE RIGHT PLACES

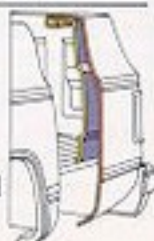


Chevy Fleetside. Works hard, rides easy.

Everyone expects a pickup to be tough. And Chevy Fleetside delivers with Massive Girder Beam front suspension, double-wall body construction, computer-matched brake systems and a whole lot more. But with today's pickups doubling as family cars and RVs, Chevy Fleetsides are designed to be smooth riding, easy to move around and comfortable, too. And just as Chevy pickups offer a wide choice of engines and load capacities, the Fleetside gives you a big selection of colors, trims and available options.

Double-wall construction.

Chevy uses two walls of steel in the roof with a liner between the walls to help insulate the cab interior. Double-wall construction in the doors, upper cab panel, windshield pillars and front cowl



provides additional rigidity. You also get double-wall build in the hood, front fenders and Fleetside body side panels and tailgate.

Quick-release tailgate.

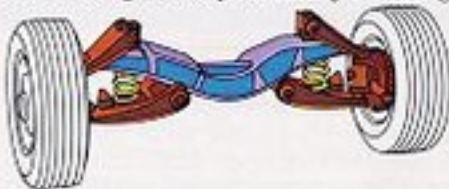
One person is all it takes. Simply release both retaining straps, then lift up on the right side to a 45° angle and pull out at the left. No tools needed. And it goes back on just as easy.



Toughness comes standard on Chevy Pickups and Vans.

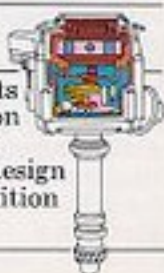
Massive Girder Beam front suspension.

On 2-wheel-drive models, a rugged steel beam with a tough coil spring at each end helps soak up most of the road shock before it gets to you and your cargo.



High Energy Ignition system.

Helps provide quick starts and all-weather protection from moisture, dirt and road splash. Solid-state design eliminates points and ignition condenser.






Chevy Van. A great way to travel.

Under the fancy street gear you'll find a tough Chevy Van. For openers, you get the strength of a unitized body-frame design with heavy-gauge components rigidly welded together. Inside, you'll find a deep, spacious cargo area with up to 296 cu. ft. of load space.

Electrocoating process fights rust.

All van bodies are submerged into a primer-paint emulsion which is electrically charged to draw primer into seams and enclosed areas.

96% of all Chevy trucks built in the last 10 years are still on the job.



The chart above shows the percentage still in use in the 10 most recent model years recorded. 96% of all Chevy trucks registered* during those model years were still working on July 1, 1975.

*R. L. Polk & Co.

Tight turning circle.

To help you slip through the tight spots, the 110" wheelbase Chevy Van has a short 41.8-ft. curb-to-curb turning diameter. And our longer 125" wheelbase model needs only 46.6 ft., curb to curb.



Long inside, short outside.

If you want space, you've come to the right place. You get nearly 10 feet of clear space between the engine housing



and rear doors of a 110" wheelbase Chevy Van. Yet overall length is only 177". The 125" wheelbase model packs nearly 12 feet of open space in an overall length of only 201".



Comfortable seating up front.

Comfort is standard with every Chevy Van and RV Cutaway Van chassis. Driver's front bucket seat and available passenger seat are all-vinyl upholstered, full foam cushioned and generously wide for plenty of support. Instruments are conveniently grouped in front of the driver and instrument panel accommodates heating and available air conditioning systems.

Computer-matched brake systems.

Front disc brakes and finned drum rear brakes are incorporated into complete braking systems which are computer-matched to the gross vehicle weight rating of the truck.



Tough Chevy Blazer. No roads barred.

Smooth roads, rough roads, no roads. With a tough, solid build and ground-grabbing available 4-wheel drive, Blazer goes almost anywhere. All Blazers come with a steel roof up front. A removable fiberglass-reinforced plastic top covers the rear seating or cargo area. And standard suspension on 4-wheel-drive Blazers delivers a surprisingly smooth ride.

Full-time 4-wheel drive.

All K Series 4x4 Blazers with available Turbo Hydra-matic have full-time 4-wheel drive with all controls located conveniently inside the cab. A special interaxle differential allows the system to remain in 4-wheel drive both on and



off the road. Gives you traction for off-road going plus good tracking under all kinds of road conditions.

Low entry height. High ground clearance.

With the transfer case mounted directly to the transmission, Blazer's entry height is only 20.6 inches. Yet despite its low silhouette and center of gravity, Blazer has 7 inches of ground clearance.



Blazer Chalet.

Blazer Chalet combines the toughness of a 4x4 Chevy Blazer with the luxury of a complete camper unit. The camper has a fiberglass-reinforced plastic body over a steel frame mounted permanently on the Blazer. Inside, the Blazer Chalet is a spacious and comfortable place to live. The camper top pops up to give more than 78 inches of head room. The vehicle is fully integrated, too, so you can walk from the cab directly back to the living quarters.



Blazer Chalet is available in four versions. Depending on the one you select, you get convertible seat/bunks with seating for four and sleeping accommodations for two, dinette table, complete galley with stove and ice box, carpeting, vinyl-padded walls and more. Two overhead bunks are also available so that the Blazer Chalet can sleep four.



El Camino. The two-in-one truck.

It's a car when you need a car. A truck when you need a truck. A friend when you need to get away. Up front Chevy El Camino is luxurious and comfortable. But out back there's a rugged, roomy pickup box that totes up to 800 lbs. of whatever you want to carry. And with recommended available trailering equipment, El Camino can tow up to 7000 lbs. of fully loaded trailer.

Air-adjustable rear shocks.

To help level the load and the road, air-adjustable rear shock absorbers are standard on all El Caminos. They trim the vehicle at any rated load to keep it running on an even keel. For adjustments, you simply stop at the nearest service station and pump air into the rear shocks through a special valve at the rear of the license plate.

Available SS interior.

The action-styled SS interior is available with swivel bucket seats. These seats pivot up to 90 degrees and have built-in head restraints. For super comfort, they're full foam cushioned, contoured and can be adjusted forward or backward.

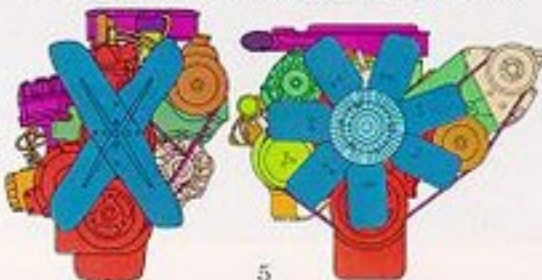


Short-box Chevy Sport.

It's a sporty kind of pickup—Fleetside or Stepside model—with a short 6½-ft. box. Comes with wide, multi-color striping on the hood and body sides, choice of new styled or Rally wheels, raised white-letter radial tires, choice of chromed front or front and rear bumpers with black impact strips and chromed locking fuel cap. Chevy's Scottsdale trim is standard with Custom vinyl bench seat or bucket seats. It's available in 4 solid colors: Lite Blue, Saratoga Silver, Frost White and Midnight Black.

Choice of Six and V8 power.

The 250 Six is standard for all Chevy C-K10 Series pickups. * A 292 Six is standard on C-K20 and C30. Chevy's new 305 V8 is available on all C Series



pickups under 6001 lbs. GVWR. *

Depending on model, a 350-4, a 400-4 and a big-block 454-4 V8 are available.

*Except in California where the 350-4 is specified.

4-wheel drive for pickups, too.

Dirt and gravel, sand and snow. Chevy 4x4 pickups deliver the traction you need for off-road going. Chevy 4-wheel drive is available on Fleetside, Stepside, Crew Cab and Chassis Cab models. Full-time 4-wheel drive is available with Turbo Hydra-matic. Conventional 4-wheel drive is available with 3- and 4-speed models.



Chevy LUV. A lot of pickup for the money.


Chevy LUV is easy to buy, and carries up to 1490 lbs. of payload. What's more, Chevy LUV comes with a snappy 4-cylinder overhead-cam engine, torsion bar front suspension, 4-speed gear box, power front disc/rear drum brakes and more. And if you want to go all out, check the luxurious available Mikado trim package.

Turbo Hydra-matic available.

A fully synchronized 4-speed manual transmission is standard on Chevy LUV. It features floor-mounted shift lever with positive short-throw shifting. LUV's available automatic transmission is the well-known Turbo Hydra-matic, designed and built by GM. A T-handle selector is pedestal-mounted to the floor.

Rugged, roomy cargo box.

Six feet long, all-steel construction. This tough, roomy box is one reason why Chevy LUV carries such big payloads. Low side-rail height makes loading easy, too. And the handy tie-downs help secure cargo.



Available Caravan interior.

Use this new available interior as it is or as a base for your personal custom trim. Comes with thick insulation under a full-length plywood headliner and plywood paneling on the rear cargo area side panels and doors. A heavy, insulated black rubber mat covers the entire floor. Up front, there are new reclining swivel bucket seats. A new 14" square translucent roof vent and Caravan exterior nameplates are also furnished with this available trim option.



New Chevy Nomad. The travellin' van.

Seating for the family plus loads of cargo space. That's what the new Chevy Nomad Van is all about. Inside, there are high-back bucket seats up front with a removable bench-type seat behind. The passenger area is finished off in rich Beauville trim with cut-pile carpeting and woodtone accents.

The rear cargo area comes with a color-keyed rubber floor mat and cargo tie-downs in the floor. Handy swing-out windows on the sliding door and



opposite wall, a full-length perforated vinyl headliner with insulated foam backing and bright exterior trim are also included.

Swivel bucket seats.

Reclining swivel buckets in custom cloth or vinyl are included in the Caravan, available in Nomad. They're high-back design, generously wide for support.



Chevy "Big Dooley." Built for the big jobs.

Our "Big Dooley" dual rear wheel option, available on Series 30 Fleetside models, delivers added stability over single wheel models. With a Camper Special Package, a "Big Dooley" pickup readily accommodates heavy slide-in campers. And when teamed with Chevy's Trailering Special equipment, "Big Dooley" becomes a super towing vehicle.

5th-wheel trailering.

Moving down the highway with ease, pickup and 5th-wheel trailer combinations have become a popular way to travel. And the Chevy Fleetside, with 8-ft. box, recommended equipment and box-mounted 5th-wheel hitch, can tow these big trailers in weights up to 10,500 lbs., fully loaded. See your Chevy dealer for equipment recommendations.

Chevy Camper Specials.

A Chevy pickup with available slide-in camper is still a very popular recreational vehicle. And Chevy Fleetside pickups with the recommended Camper Special Package can tote almost any make and size camper. Equipment varies with the camper weight but normally includes V8 engine, Turbo Hydra-matic, camper body wiring harness, heavy-duty springs, shocks and front stabilizer bar.



Chevy Suburban. The Superwagon.

How many wagons can be equipped to seat up to nine people? Or pack in 144 cu. ft. of cargo? Or tow 14,500 lbs. including trailer, cargo, passengers and tow vehicle? Suburban can. And it's no wonder. Suburban comes with a wagonlike body. Roomy and comfortable. But it's built on a tough truck chassis. With Massive Girder Beam front suspension on 2-wheel-drive models, multi-leaf rear springs and more. A wide selection of engines and full-time 4-wheel-drive are available.

Converts quickly from a cargo carrier to a people mover.

Full-width front seat is standard on every Suburban with second and third seats available. To switch from seating for nine to a smooth, flush loading deck, the second seat folds down completely and the third seat is removable.



Special equipment for trailering.

Chevy Trailering Special Packages are available for all 2- and 4-wheel-drive Suburbans. The recommended equipment will depend on the weight of the trailer to be towed. Equipment specified in most packages, however, includes V8 engine, Turbo Hydra-matic, power brakes, heavy-duty battery, trailer wiring harness, 31-gallon fuel tank and weight-distributing trailer hitch.




Suburban







Chevy Van






Fleetside Pickup



Chassis Cab with utility body



For the full story on tough Chevy trucks, pick up one of these catalogs at your Chevy dealer.



MANY VEHICLES IN THIS CATALOG ARE SHOWN WITH AVAILABLE FACTORY-INSTALLED OPTIONS, DEALER ACCESSORIES AND SPECIAL EQUIPMENT FROM VARIOUS INDEPENDENT SUPPLIERS.

All illustrations and specifications contained in this literature are based on the latest product information available at the time of publication approval. The right is reserved to make changes at any time in prices, colors, materials, equipment, specifications and models, and also to discontinue models. CHEVROLET MOTOR DIVISION OF GENERAL MOTORS CORPORATION, DETROIT, MICHIGAN 48202. LITHO IN U.S.A.