

# **B-210-The Most Economical Datsun**







## **B-210 Hatchback. Beautifully engineered economy.**



All Datsuns are created economical. The B-210 Hatchback is one of the most economical of all 14 models and a real functional beauty in the bargain.

The exciting lines conceal a third door. Pop up this full width hatch and you've got a mini-wagon with a rear seat that folds down for maximum haul space. With the seat up you've got an ample trunk. A neat thing about the trunk: the spare tire is

hidden below the floor, bolted down in a well. It's out of the way. Behind it there's a handsome shock-absorbing bumper with protective overrides.

This year's high cam engine has extra displacement. At 1400 ccs it runs smoothly on five main bearings. (Some 4-cylinder engines still run on only three.) Its camshaft, high in the block, actuates the valve train through short pushrods. These are lighter than ordinary pushrods so they have less moving mass. The Hatchback's lean 2,100 lb. weight helps the engine deliver amazing gas mileage and great performance. Extended service intervals, too.





The Hatchback has some exceptional handling advantages. For one thing, the strut type front suspension puts the center of gravity below rather than above the coil springs. The front stabilizer bar helps keep cornering flat and predictable. And the Datsun NP proportioning valve in the power assisted front disc/rear drum brake system helps fight rear wheel lockup, improving braking stability. We're not saying it's a sports car, just a nifty 4-passenger coupe with a safer kind of sporty car handling.

Hatchback riding accommodations include a car-full of standard equipment items you're accustomed to paying extra for. Like tinted glass, an electric rear window defogger, full nylon

carpeting. Plus fully reclining front bucket seats, arm rests and a rear seat that folds flat for load space. A multi-vent flow-through fresh air system, console box and glove box. Anti-lift windshield wipers, trip odometer, white sidewall tires and full wheel covers. Seems to us these are practical niceties you shouldn't do without, or have tabbed onto the sticker price.

Travel in style ultraeconomically. Take an exciting Hatchback test drive today. Modest price, low maintenance and incredible fuel economy add up to true value. Makes optional automatic transmission and factory approved air conditioning affordable luxuries worth considering.





## **B-210 2-Door Sedan & 4-Door Sedan. Small in a big way.**

The ideal small car would be barn-big inside, darn small outside. The B-210s aim at the impossible dream with tidy 14-foot machines that weigh in at 2,100 lbs. and do a 360° turnaround in a tight 34-foot alley. Without bulge and overhang they accommodate four adults in comfort and style.

There's spacious baggage room too. We cleverly fitted the spare tire in its own well under the trunk floor. It's out of the way. Tire changing tools are all there too. The all-welded uni-body provides this kind of extra room and protection all around.

Willing and able, the new 1400cc high cam engine combines powerful performance with astounding gas mileage. The short pushrods absorb little power internally. The crankshaft spins freely on five main bearings. The little engine breathes deep, exhales clean, goes farther between maintenance services than ever before.









Commuting or cross-country, the sedans are cars you can love and enjoy. Tinted glass and flow-through fresh air keep you cool. A 2-speed heater/defroster warms the heart and the rest of the body, too. Anti-lift windshield wipers and an electric rear window defogger help you see. The bucket seats recline; the all-vinyl upholstery wears like iron, cleans in a jiffy. There's full nylon carpeting underfoot. A glove box, console, trip odometer. Just about all the things you can get on any good car if you want to pay extra for them. We make them standard.

Another thing we wouldn't let you do without: Datsun's skid-fighting NP valve. It proportions braking power 70% to the

front wheels, 30% to the rear wheels to improve braking stability. It's an integral part of the Sedans' power assisted front disc/rear drum system. Along with a tandem master cylinder, it's also an effective safety device.

Slip into a B-210 and turn the key. Enjoy the stability provided by the deep strut front suspension that cradles the car. The flat, sporty cornering and quick, evasive maneuvering permitted by the front stabilizer bar. With standard 4-speed stick or optional automatic, see what a little big car can do for your daily errands and vacation fun. You'll appreciate the extended periods between servicing that our confidence in our products permits.





## Economy is standard on Datsun. So are the extras.

Standard B-210 extras include a great many fine car features and luxuries you are accustomed to paying extra for. They give you the most in extra comfort, extra safety, extra value.

**Hatchback.** A third door on the Hatchback model. Reveals mini-wagon load space with rear seat folded, ample trunk with it up. As in all B-210s, tinted rear glass has electric defogger.

**High Cam Engine.** Valve gear is driven by a camshaft high in block. Short pushrods reduce internal moving mass.

**Power Assisted Front Disc Brakes.** Floating calipers press durable pads against steel discs. They are fade and weather-resistant and self-adjusting. Rear drums have leading and trailing shoes. For extra safety, a tandem master cylinder and a Nissan Proportioning valve.

**Human Engineering.** Curved dash, readable, handsome instruments, handy controls, many-positioned seat. Beautifully functional to ease driving stress.

**Flow-Through Ventilation.** Decorative cabin exhaust ports on Hatchback (hidden on Sedans) keep air circulating. Multiple inlets on dash control intake.



# SPECIFICATIONS

## Dimensions & Weight

	2-Door Sedan	4-Door Sedan	Hatchback
Length .....	163.0 in.....	163.0 in.....	162.2 in.
Width.....	60.8 in.....	60.8 in.....	60.8 in.
Height.....	53.5 in.....	53.5 in.....	53.0 in.
Wheelbase .....	92.1 in.....	92.1 in.....	92.1 in.
Tread, front .....	50.2 in.....	50.2 in.....	50.2 in.
rear.....	49.0 in.....	49.0 in.....	49.0 in.
Min. Road Clearance ...	6.7 in.....	6.7 in.....	6.7 in.

### Curb Weight:

4-speed .....	2,000 lb.....	2,055 lb.....	2,055 lb.
Automatic.....	2,030 lb.....	2,085 lb.....	2,085 lb.

### California Weights\*

### Curb Weight:

4-speed .....	2,025 lb.....	2,070 lb.....	2,070 lb.
Automatic.....	2,055 lb.....	2,105 lb.....	2,110 lb.

Seating .....	4	4	4
---------------	---	---	---

Min. Turning Diameter..	34.1 ft. ....	34.1 ft. ....	34.1 ft.
-------------------------	---------------	---------------	----------

\*Catalytic converter and related emission control components account for slightly heavier curb weight of models sold in California.

**Engine:** 4-cylinder, in-line OHV high cam, water-cooled. Bore and Stroke.....2.99 in. x 3.03 in. Displacement.....(1397cc) 85.3 cu. in. Compression Ratio .....8.5:1 Carburetion .....Two-barrel, down draft carburetor. Exhaust Gas Recirculation system (EGR). Air Injection System (AIS). (Catalytic converter - California).

**Cooling System:** Pressurized radiator with centrifugal water pump. Pellet type thermostat. Belt-driven 4-blade fan. Water capacity 6.0 quarts.

**Fuel System:** Two-barrel, down-draft carburetor. Mechanical diaphragm fuel pump. Paper element type air cleaner. Fuel tank capacity 11.6 gal. (11.4 gal. Hatchback).

**Electrical System:** 12V, 60 Amp/Hr. battery, 50A alternator, magnetic shift starter motor. (Transistorized ignition system—California.)

**Lubrication System:** Full pressure feed, full flow cartridge type oil filter and trochoid gear type oil pump. Oil capacity 4.1 quarts.

**Clutch:** Dry single plate, diaphragm-spring. Hydraulic control.

**Transmission:** Manual: All-synchromesh on forward gears. 4 speeds with floor gearshift. Automatic: Fully automatic 3-speed transmission with torque converter. 6-position floor selector.

Gear Ratios:	Manual	Automatic
	4-speed	3-speed
1st .....	3.51 .....	2.46
2nd .....	2.17 .....	1.46
3rd .....	1.38 .....	1.00
4th .....	1.00 .....	—
Rev .....	3.76 .....	2.18
Final gear: Hypoid type. Ratio 3.89 to 1.		

**Suspension and Axle:** Front: Independent strut type with coil springs, tension rods, telescopic shock absorbers, and stabilizer bar. Rear: Semi-elliptic leaf springs with shock absorbers. Semi-floating rear axle.

**Wheels & Tires:** 4½ J-13 steel disc wheels. 6.15-13 tubeless white sidewall tires. 155SR13 radial tires optional.

**Steering:** Safety padded two-spoke steering wheel with horn buttons. Recirculating ball type steering gear. Gear ratio 15:1. Impact absorbing steering column.

**Brakes:** All four wheels hydraulically operated. Front: Disc brake, 9.1 in., power assisted. Rear: Drum brake (leading and trailing shoes), 8.0 in. Master-Vac: .....4.5 in. Master cylinder .....Tandem cylinder. Parking brake: .....Mechanically operates on rear wheels.

**Body:** All steel unibody construction with crush zones, front and rear. Shock-absorbing steel bumpers. Black rubber overriders with chrome center strip. Full vinyl upholstery. Two-stage door hinges. Seat belt anchorages, front and rear. Inertia reel seat belts and 3-point harness, front. Laminated anti-glare windshield glass. Tempered anti-glare side window glass. Lift-up rear gate (Hatchback only).

**Instruments:** Speedometer with odometer and resettable trip odometer. Combination instrument includes temperature gauge, fuel gauge, generator warning light, engine oil pressure warning light and high beam warning light. Warning lights for brakes, seat belts, and parking brake. EGR servicing warning light. (Catalyst and floor temperature warning lights—California.)

**Standard Equipment:** Four-cylinder OHV, 5-main-bearing, 1397cc engine. Four-speed transmission. Power-assist front disc brakes. Unibody all-steel construction. Shock-absorbing steel bumpers with rubber overriders. White sidewall tires. Fully reclining front bucket seats. Electric rear window defogger. Tinted glass. Full wheel covers. Flow-through ventilation system. Trip odometer. Padded two-spoke steering wheel. Two-speed electric windshield wiper. Full carpeting. Trunk mat. Console box. Glove box. Fold down rear seat (Hatchback only).

All-vinyl upholstery. Dual supported full width hatch (Hatchback only). Side mirror. Sealed-beam headlights. Side marker lights. Direction indicators (self-canceling). Parking lights. Backup lights. Courtesy light. Two-speed heater/defroster. Rear view mirror. Cigaret lighter.

**Safety Features:** Fresh air heating and defrosting system. Electric rear window defogger. Padded sun visors. Padded instrument panel. Steering wheel lock. Collapsible steering column. Head rests. Parking and brake system warning light. Engine and fuel system emission control. Safety glass. Safety door latches. Side marker lights. 4-way flasher lights. Backup lights. Parking lights. Rear view mirror. Side mirror. 5 MPH front and rear end protection. Inertia reel seat belts with 3-point harness. Long life antifreeze coolant. EGR service warning light. (Catalyst and floor temperature warning lights—California.)

**Optional Equipment:** Three-speed automatic transmission. Dealer installed: sports gearshift knob, rear window shade, locking gas cap, luggage rack, roof rack, radio (AM, AM/FM, stereo), factory approved air conditioning installed by dealer, floor mats, clock, tachometer.

Ask your dealer for full list of all the options engineered and approved for your B-210.

Specifications and prices subject to change without notice. Recommended maintenance intervals have been extended to 1,000; 6,250; 12,500; 18,750; 25,000 and 31,250 miles.

# DATSUN





LITHO IN U.S.A.



The New Site For Car Brochures

DEZO'S GARAGE

FORM NO. 650000000/712M/11-74/CH