

1 9 8 4 C H E V Y T R U C K S



**S-10  
PICKUPS**



# CHEVY S-10. AS TOUGH ON THE COMPETITION\* AS IT WAS AT BAJA.

On November 3, 1982, a stock Chevy S-10 Pickup dared to challenge the tortuous Baja 1000. The longest off-road event on the continent, it runs the length of the Mexican Baja Peninsula with over 985 truck-busting miles of rocks, ruts, sand, dust, and heat. A course so brutal that, out of 135 specially modified entries, 70 didn't finish.

The S-10 4x4, with optional V6 engine, revolutionary Insta-Trac 4-wheel drive, and optional High Altitude\*\* and Off-Road Chassis Package, was the *only* totally stock truck to enter. For 37 punishing hours, the S-10 took all the misery the Baja could throw in its path...and finished! And at Baja, to finish is to win.

Chevy S-10 was, is, and will be a force to reckon with. Take a good, close look at the 1984 version and you'll see the Chevy S-10 has lost none of its original appeal. It's even better!

## NEW SPORT SUSPENSION AVAILABLE.

A new Sport Suspension Package for 2-wheel-drive, Regular-Cab S-10s includes quick-ratio power steering gear, special front stabilizer bar and larger-than-standard shock absorbers. Optional 1,500-lb. or 1,625-lb. payload capacity, P215/65R-15 white-lettered, steel-belted radial ply tires and 15x7-inch styled wheels are required.

\*Excludes other GM products.  
\*\*Not available in California.



The stock Chevy S-10's only special equipment was safety items required by the sponsor.



Shown on cover:  
Chevy S-10 Pickup 4x4 with Sport Two-Tone paint in Apple Red and Satin Black. Chevy S-10 Tahoe Pickup 4x4 with Special Two-Tone paint in Midnight Black and Apple Red.

Tires supplied by various manufacturers.



## S-10 MAXI-CAB. CARRIES UP TO 4.

If you need one tough pickup with room for a big dog, a cooler or extra passengers, you'll love Chevy's S-10 Maxi-Cab.

Add the optional, folding rear jump seats with required front bucket seats and S-10 Maxi-Cab easily carries up to four adults, in addition to its cargo box load. And the jump-seat passengers have lots of shoulder room and hip room.

All this elbow room results from Maxi-Cab's 14.6-inch cab extension on an extra-long, 122.9-inch wheelbase. But if you just need room for tools and things, you'll find up to 18.4 cu. ft. of it behind the standard front bench seat.

### AVAILABLE TOP-OF-THE-LINE SPORT INTERIOR.

The luxurious Sport interior includes easy-folding, high-back bucket seats in Sport Cloth, locking console between the seats, Sport steering wheel, gage package, other Sport touches, plus all interior items from the Tahoe trim level. You'll find Sport items listed on page 16.

### NEW 2.2 LITER DIESEL ENGINE AVAILABLE.

See page 13 for more on this new diesel available for 2WD Chevy S-10 Regular-Cab and Maxi-Cab models. (Not available in California until February 1984.)



Available Maxi-Cab Sport interior in Saddle Tan with optional side-mounted jump seats and front bucket seats.


*Important: A word about this catalog. We have tried to make this catalog as comprehensive as possible and we hope you find it helpful. However, since the time of printing, some of the information you will find here may have been updated. Also, some items may be available from various independent suppliers at extra cost. Your dealer has details and, before ordering, you should ask him to bring you up to date. The right is reserved to make changes at any time, without notice, in prices, colors, materials, equipment, specifications.*



*Chevy S-10 Tahoe Maxi-Cab with Sport Two-Tone in Desert Sand Metallic and Satin Black.*



*Chevy S-10 Durango Maxi-Cab 4x4 in Apple Red.*



*Chevy S-10 Tahoe Maxi-Cab Pickup 4x4 with Special Two-Tone paint in Midnight Black and Apple Red.*

*Tires supplied by various manufacturers.*

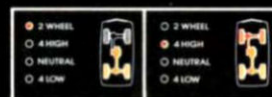


## HIT THE DIRT WITH OUR INSTA-TRAC 4X4 SYSTEM.

Insta-Trac, standard in all Chevy S-10 4x4 models, lets you hit the dirt in 4-wheel drive without getting dirty. You never have to leave the cab to manually lock or unlock the hubs. Insta-Trac lets you shift from freewheeling 2WD to 4x4 High and back while driving at any speed.

### ONE-LEVER SHIFTING AND A LIGHTED ACTION-DISPLAY CONSOLE.

Insta-Trac doesn't make you fuss with two levers to shift into 4x4, and you don't have to stop or even slow down to shift into or



out of 4 High. A lighted action display on the shift console tells you when you're "hooked up."

### NO REVERSING NECESSARY.

You only stop the truck when shifting into or out of 4x4 Low. For example, to go from 4 High to 4 Low, just stop, shift from 4 High to 4 Low and resume driving. That's it. You don't have to leave the vehicle, back up, or move any other lever.


### A TOUGH OFF-ROADER THAT'S EASY ON YOU.

Chevy S-10 4x4 is designed to take you into the boondocks and back with:

- Independent front suspension for impressive road holding and highway ride.
- Up to two tons of available towing capacity—including passengers, trailer and cargo—when you order the optional V6 and Heavy-Duty Trailering Package.
- Optional P235/75R-15 steel-belted radials for increased ground clearance.

### OFF-ROAD PACKAGE WITH NEW GAS-PRESSURE SHOCKS.

The heart of Chevy S-10 4x4's available off-road package, Delco Bilstein gas-pressure shocks help tires maintain road contact. Mixing of shock oil with air is totally eliminated for impressive control of suspension movements, even on the highway. (Available, Oct., 1983.)



Available Tahoe interior in Carmine.

Chevy S-10 Durango Pickup 4x4 with Sport paint in Lt. Blue Met. and Frost White.



Chevy S-10 Pickup 4x4 with special off-road equipment, decals, wheels and tires (dealer-installed). Tires supplied by various manufacturers.



## BIG HAULING.

### BIGGER OPTIONAL PAYLOADS THAN SOME STANDARD FULL-SIZE PICKUPS: UP TO 1,625 LBS.

You don't have to own a full-size pickup to carry a full-size load. With an available 2.8 Liter V6 and a Heavy-Duty Payload Option, a properly equipped Chevy S-10 2WD Regular-Cab Pickup can haul payloads up to 1,625 lbs., including passengers

and cargo. And payload rating, more than some standard full-size pickups, remains the same, no matter what options you add.

### BIG-TOWING, WITH UP TO 5,000 LBS. OF TOWING CAPACITY.

With an available V6 and a Heavy-Duty Trailering Package, a 2-wheel-drive Chevy S-10 2WD Regular-Cab Pickup can tow up to 5,000 lbs. (4,000 lbs. for 4WD), including trailer and cargo.

*Chevy S-10 Tahoe Pickup 4x4 in Galaxy Blue Metallic.*

See your dealer for complete information and the *1984 Chevy Recreation & Trailering Guide*, which lists the Chevrolet required and recommended equipment to meet your trailering needs.

### BIG-VALUE STANDARD CHEVY S-10. A TRIUMPH OF COMPUTER PRECISION.

Every Chevy S-10, like the Standard model shown below, right, is an example of what computer-controlled precision is all about. Computers were used in S-10's design, tooling, assembly, and testing. When you test drive a Chevy S-10, you won't see the computers, but you will see,

hear, and feel the impressive results.

You'll also appreciate the many comfort and convenience features Chevy S-10 Standard has. The very comfortable Standard interior is shown on page 12 and all Standard trim level items are listed on page 16.

*Standard Chevy S-10 Pickup with Special Two-Tone paint in Doeskin Tan and Frost White.*





## FEAST YOUR EYES. TREAT YOUR EARS.


The instrument panel in the available Sport interior informs you without useless visual clutter. Its clean, contemporary design uses brushed aluminum to highlight a no-guess gage package that includes a tachometer and a new quiet-set trip odometer. A Sport steering wheel is also included with the

other Sport trim level items you'll find on page 16.

A welcome eyeful for off-road fans is the lighted action-display console of the revolutionary Insta-Trac 4x4 system. A quick glance tells you when you're in the 4x4 mode as you shift from freewheeling 2WD to 4x4 High at any speed. Insta-Trac and the

console are standard on all S-10 4x4 models.

Three electronically tuned AM/FM stereo radios are available. These sophisticated radios have a digital frequency readout, auto-reverse cassette, and tape protection from tension when the ignition is turned off. The top-of-the-line model



can also search for and lock onto stronger radio signals.

What's more, its stereo system features a pair of rear-mounted, premium speakers. So, put on your most critical ears for 360° of music. You'll hear a quality audio system that helps make driving an S-10 a special experience in trucking.

Tahoe instrument panel.



HOOD

☐ 2 WHEEL  
☒ 4 HIGH  
☐ NEUTRAL  
☐ 4 LOW



### STANDARD INTERIOR.

Stretch out with more front leg room than any *full-size* pickup. A foam-cushioned bench seat is trimmed in vinyl, angled a back-pleasing 23° and folds forward for storage room behind the seat. A curved track adjuster lets the seat move 6.5 inches, so short and tall drivers can make themselves at home.

Other features include four interior color choices, inside hood release, locking glove box, black rubber floor mats, new quiet-set trip odometer, new ignition warning buzzer, and more (listed on page 16).

*Standard interior in Blue Vinyl.*

### AVAILABLE DURANGO INTERIOR.

Custom Vinyl or Custom Cloth seat trim welcomes you, as do side window defoggers, color-keyed floor mats, dome lamp, and other Durango touches, plus all the interior items from the Standard trim level. All Durango items are listed on page 16.



*Available Durango interior in Blue.*

## ENGINES AND DRIVE TRAINS.

Chevy S-10's engineers have added some new components and updated others to keep S-10 a leader in truck technology. For full details on powertrain availability, see your Chevy dealer.

### TWO DIESEL S-10 MODELS WITH 2.2 LITER DIESEL ENGINE.

Now there are Chevy S-10 2WD Regular-Cab and Maxi-Cab diesel models (not available in California until Feb. 1984). The 2.2 Liter Diesel engine has a stroke longer than the bore diameter for a good torque curve. A Quick-On system features a precombustion chamber that helps get the engine ready to start in just 3.5 seconds.

### 2.8 LITER V6.

Optional on all models. This powerhouse helps give a properly equipped S-10 2-wheel-drive model a higher towing capacity than any import pickup.\* It's the one to order if you need extra muscle for heavy-duty jobs.

*\*Excludes other GM products.*

### 2.0 LITER I4.

Standard on all models except short-wheelbase regular-cab models. (Not available in California.) Here's a peppy, 4-cylinder gas engine that can handle big payloads. (See chart on page 17.)

### 1.9 LITER I4.

Standard on short-wheelbase regular-cab models and all models with California emissions. It features a single overhead camshaft, hemispherical combustion chambers and transistorized ignition.

### EASY-SHIFTING TRANSMISSIONS.

- Standard, fully synchronized four-speed manual transmission.
- Optional, three-speed automatic transmission (California only).
- Optional, four-speed automatic overdrive transmission.
- Optional, fully synchronized five-speed manual transmission with overdrive.

### NEW HYDRAULIC CLUTCH.

This replaces the cable-type clutch and offers smoother operation and automatic adjustment. It's standard on S-10 models with manual transmission.

### IMPROVED TORQUE CONVERTOR.

Standard on models with automatic transmission for improved transmission of power.

### NEW-DESIGN, STANDARD ALL-SEASON TIRES.

Your '84 S-10 2-wheel-drive model will roll on a new generation of all-season, steel-belted, radial ply tires. These 14-inch tires qualify as snow tires in New York City, Idaho, and other areas and are designed for good traction, low noise and low rolling resistance on dry or wet roads. Not available on 4x4 models or 2WD models with Sport Suspension.

### A WORD ABOUT ENGINES.


Some Chevrolet trucks are equipped with engines produced by other GM divisions, subsidiaries, or affiliated companies worldwide. See your dealer for details.

*Chevy S-10 Chassis-Cab with dealer-installed stake body. Shown in Apple Red.*

*Optional 2.0 Liter I4.*



*Optional 2.2 Liter Diesel I4.*



### Performance & Heavy-Duty Equipment Options

	Pickup			Extended Cab			Chassis-Cab
	Gasoline 2WD	Diesel 2WD	Gasoline 4WD	Gasoline 2WD	Diesel 2WD	Gasoline 4WD	Gasoline 2WD
Battery, Heavy-Duty	o	na	o	o	na	o	o
Brakes, Vacuum Power	o	std	std	o	std	std	o
Chassis Equipment, Off-Road Package	na	na	o	na	na	na	na
Cold Climate Package	o	na	o	o	na	o	o
Cooling Systems:							
Engine Oil Cooler (V6 engines only)	o	na	o	o	na	o	o
Radiator and Transmission Oil Cooler (V6 engines only)	o	na	o	o	na	o	o
Heavy-Duty Radiator	o	o	o	o	o	o	o
Fuel Tank, 20-gallon	o	o	o	o	o	o	o
Gages:							
Volt., Temp., Oil Pressure & Trip Odometer	o	o	o	o	o	o	o
Tachometer	o	o	o	o	o	o	o
Generator: 66-amp	o	o	o	o	o	o	o
Locking Rear Axle Differential	o	o	o	o	o	o	o
Shields:							
Fuel Tank	na	na	o	na	na	o	na
Transfer Case and Differential Carrier	na	na	o	na	na	o	na
Shock Absorbers, H.D. Front & Rear	o	o	o	o	o	o	o
Speed Control, Electronic	o	o	o	o	o	o	o
Springs, H.D. Front	na	na	o	na	na	o	na
Stabilizer Bar, Front	o	o	std	o	o	std	o
Steering, Power	o	std	o	o	std	o	o
Tow Hook, Two Front	na	na	o	na	na	o	na
Trailer Special Package, Includes 7-Wire Harness	o	na	o	o	na	o	na
Trailer Wire Harness, 5-Wire	o	o	o	o	o	o	na

std—standard  
o—optional  
na—not available

### Engine Specifications

Displacement—Liter/Cu. In.	1.9/119 L4	2.0/121 L4*	2.2/137 L4 Diesel†	2.8/173 V6
Engine Ordering Code	LR1 (A)	LQ2 (B)	LQ7 (A)	LR2 (B)
Bore & Stroke (in.)	3.42 x 3.23	3.50 x 3.15	3.46 x 3.62	3.50 x 2.99
Compression Ratio	8.4 to 1	9.3 to 1	21 to 1	8.5 to 1
SAE Net Horsepower @ RPM	82 @ 4600	83 @ 4600	62 @ 4300	110 @ 4800
SAE Net Torque (lb.-ft.) @ RPM	101 @ 3000	108 @ 2400	96 @ 2200	145 @ 2100

(A) Produced by Isuzu Motors Limited, Japan.

(B) Produced by GM—Chevrolet Motor Division.

\*Not available in California.

†Not available in California until Feb. 1984.



### HIGH-TECH CHEVY S-10 CHASSIS-CAB.

Chevy S-10's Chassis-Cab model is a hard worker for specialized applications. Stake body. Flat-bed. You name it. The 117.9-inch wheelbase accepts vocational body lengths up to 7.5 feet. Gross Vehicle Weight Ratings are 4,100 lbs. (base) and 4,600 lbs. (optional).



## OPTIONS\* FOR SHOW AND GO.

Chevy S-10's long list of available features lets you custom-order a model to fit your style of trucking. For a complete, up-to-date list of options, see your Chevrolet dealer.


*\*Some options may require the purchase of other options. See your dealer for details.*

### Appearance and Convenience Options

	Pickup		Extended Cab		Chassis-Cab
	2WD	4WD	2WD	4WD	2WD
Air Conditioning	0	0	0	0	0
Bumper Equipment:					
Color-Keyed with Rub Strip	0	0	0	0	na
Front (Std. on Sport Trim)	0	0	0	0	na
Rear, Step	0	0	0	0	0
Rear, Step Painted Black	0	0	0	0	0
Chrome with Rub Strip	0	0	0	0	0
Front	0	0	0	0	0
Rear	0	0	0	0	0
Bumper Guards, Front Painted Black	0	0	0	0	0
Center Console, Floor-Mounted*	0	0	0	0	0
Chromed Grille	0	0	0	0	0
Cigarette Lighter	0	0	0	0	0
Color-Keyed Floor Mats	0	0	0	0	0
Comfortilt Steering Wheel	0	0	0	0	0
Glass, Tinted	0	0	std	std	0
Glass, Deep-Tinted (rear window only)	0	0	na	na	0
(quarter and rear window)	na	na	0	0	na
(with light-tinted rear window)	na	na	0	0	na
Intermittent Windshield Wipers	0	0	0	0	0
Lighting Equipment:					
Auxiliary Lighting	0	0	0	0	0
Cargo Area Lamp	0	0	std	std	0
Dome Lamp	0	0	0	0	0
Halogen Headlamps	0	0	0	0	0
Mirrors: Dual Below Eyeline Type, Painted	0	0	0	0	0
Chrome	0	0	0	0	na
Visor, RH	0	0	0	0	0
Moldings:					
Black Body Side and Bright Wheel Opening	0	0	0	0	na
Door Edge Guard—Bright	0	0	0	0	na
Wheel Openings —Bright	0	0	0	0	na
—Black Plastic	0	0	0	0	na
Power Windows	0	0	0	0	0
Power Door Locks	0	0	0	0	0
Special Two-Tone Paint Option	0	0	0	0	na
Sport Two-Tone Paint Option	0	0	0	0	na
Striping on Solid Paint Only	0	0	0	0	na
AM Radio	0	0	0	0	0
AM/FM Radio	0	0	0	0	0
AM/FM Stereo Radio	0	0	0	0	0
AM/FM Stereo Radio with Stereo Cassette & Clock	0	0	0	0	0
AM/FM Stereo Radio with Stereo Cassette, Clock, Seek & Scan	0	0	0	0	0
Speakers (premium dual rear)	0	0	0	0	0
High-Back Bucket Seats:					
Custom Vinyl	0	0	0	0	0
High-Country Sheepskin	0	0	0	0	0
Special Custom Cloth	0	0	0	0	0
Adjustable Seat Backs	na	na	0	0	na
Rear Jump Seats	na	na	0	0	na
Sliding Rear Window, Tinted	0	0	0	0	na
Swing-Out Rear Quarter Windows	na	na	0	0	na
Wheels, Aluminum Cast	na	0	na	0	na
Styled	0	na	0	na	0
Wheel Trim:					
Bright Trim Rings	0	0	0	0	0
Bright Wheel Covers	0	na	0	na	0

\*Requires bucket seats.  
std—standard  
0—optional  
na—not available

### EXTERIOR COLORS



Five-sp. manual trans. with overdrive.

An off-road package for 4x4 models features Delco Bilstein gas-pressure shock absorbers that provide impressive ride control, both on and off the road. The package also includes transfer case stone shield, fuel tank stone shield, front tow hooks, jounce bumpers and P235 steel-belted on/off-road white-lettered tires (including full-size spare). (Available Oct. 1983.)

Chromed front bumper with rub strips.



Snowplow supplied by various manufacturers.




Wheel covers (2WD only).



Styled wheels, trim rings (2WD only).\*\*



Cast aluminum wheels (4x4 models).\*\*



Below Eyeline mirrors.



Tinted, sliding rear window.



Chrome rear step bumper with rub strip.



Halogen headlamps.




Electronic speed control with resume feature also allows you to increase or decrease set speed 1 MPH at a time.

Reclining high-back bucket seats.



\*\*Tires supplied by various manufacturers.





#### BUILT TO FIT EXACTLY. AND WE MEAN EXACTLY.

The front end, cab and pickup box are first computer-welded into separate units before being fitted to the frame. If these or other assemblies don't fit, they are rejected. They are not simply adjusted to fit.

#### IF A PART OR COMPONENT CAN MOVE, TURN, LIGHT, OR SQUIRT, IT'S TESTED.

Every electrical system is double-checked. Critical dimensions are electronically checked throughout assembly. Every truck is thoroughly tested for fit, finish, and water leaks.

#### THE MOST COMPLETE PROGRAM OF SHIPPING PROTECTION IN CHEVY TRUCK HISTORY.

The seats are shrink-wrapped in plastic before assembly. Shipping protectors are used on the front and rear of your S-10, plus the inside and outside door panels.

#### DOUBLE-WALL CONSTRUCTION.

Each Chevy S-10 Pickup has double-wall construction in the hood, doors, front fenders, cargo box side panels, and tailgate. Tough S-10's double-wall construction helps prevent dings in the cargo box from showing through to the outside.

#### EVERY CHEVY S-10's NEW-VEHICLE LIMITED WARRANTY COVERS PERFORATION FROM CORROSION FOR THREE YEARS.

Exhaust system components not included. Ask your dealer for details and other limitations.

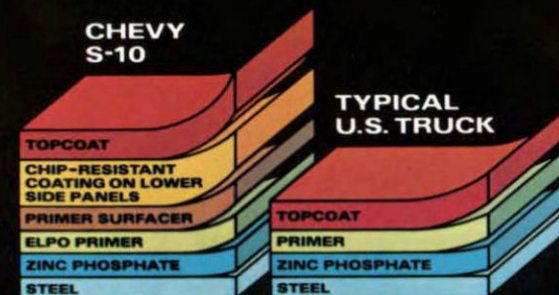


#### THE BIG DIP IS BAD NEWS FOR RUST.

But good news for your S-10. A high-voltage-charged dip (left) electrically zaps primer into tiny sheet-metal crevices. Special steels, sealers, and other anti-corrosion measures help keep Mother Nature out and protect your investment.

#### BRILLIANT FINISH UP TO 5 LAYERS DEEP.

It's a brilliant, four-layer paint finish with an extra fifth layer: a chip-resistant coating on the lower body side panels. The top-coat enamel paint has a high-solids content of up to 60% solids with only 40% solvent.



#### Interior Trim Features

	Standard	Durango	Tahoe	Sport
Ashtray in Instrument Panel	•	•	•	•
Bright Nameplate, Glove Box	•	•	•	•
Cigarette Lighter	•	•	•	•
Dome Light with Door Switches	•	•	•	•
Black Rubber Floor Mat	•	•	•	•
Color-Keyed Rubber Floor Mat	•	•	•	•
Color-Keyed Carpeting	•	•	•	•
Headlamp Warning Buzzer	•	•	•	•
Conventional Outside Air Heater/Defogger	•	•	•	•
Deluxe Heater/Defogger with Power Vents and Side Window Defoggers	•	•	•	•
Inside Hood Lock Release	•	•	•	•
Instrument Panel Gages:				
Engine Oil, Temperature and Voltmeter	•	•	•	•
Inside Rearview Mirror	•	•	•	•
Full-Width Seat with Vinyl Covering	•	•	•	•
Full-Width Seat with either Custom Cloth, Special Custom Cloth or Custom Vinyl	•	•	•	•
Bucket Seats/Console with Sport Cloth	•	•	•	•
Glove Box with Key Lock	•	•	•	•
Glove Box Light	•	•	•	•
Sunshades, RH and LH	•	•	•	•
Sport-Type Color-Keyed Steering Wheel	•	•	•	•
Visor Mirror on RH Sun Visor	•	•	•	•

#### Specifications

	Gasoline Pickup 2WD	Diesel Pickup 2WD	Gasoline Extended Cab 2WD	Diesel Extended Cab 2WD	Gasoline Chassis-Cab 2WD	Gasoline Pickup 4WD	Gasoline Extended Cab 4WD
<b>Dimensions</b>							
Short Wheelbase (in.)	108.3	108.3	na	na	na	108.3	na
Long Wheelbase (in.)	117.9	117.9	122.9	122.9	117.9	117.9	122.9
Short Box (in.)	73.1	73.1	73.1	73.1	na	73.1	73.1
Long Box (in.)	89.0	89.0	na	na	na	89.0	na
1000 lbs. Payload	std	std	std	std	na	std	std
1250 lbs. Payload	na	o	na	o	na	na	na
1500 lbs. Payload	o	na	o	na	na	o	o
1625 lbs. Payload	o	na	na	na	na	na	na
GVWR Range (lbs.)	3532/4910	3780/4780	3532/4876	3780/4780	4100/4600	3850/5240	3850/5240
<b>Engines</b>							
L4 1.9 (119) Engine	std (108.3" wb)	na	std (1)	na	na	std (1)	std (1)
L4 2.0 (121) Engine (not available in Calif.)	std (117.9" wb)	na	std	na	std	std	std
L4 2.2 (137) Diesel Engine (not available in Calif.**)	na	std	na	std	na	na	na
V6 2.8 (173) Engine	o	na	o	na	o	o	o
4-Speed Manual Trans.	std	std	std	std	std	std	std
5-Speed Manual Trans.	o	o	o	o	na	o	o
3-Speed Automatic Trans. (1)	o	na	o	na	na	na	na
4-Speed Automatic Trans.	o	na	o	na	o	o	o
<b>Suspension</b>							
Ind. Front Coil Springs 2500 lbs. Cap.	std	std	std	std	std	na	na
Ind. Driving Torsion Bar 2700 lbs. Cap.	na	na	na	na	na	std	std
Semi-Floating Rear Axle 2600 lbs. Cap.	std	std	std	std	std	na	na
Semi-Floating Rear Axle 2700 lbs. Cap.	na	na	na	na	na	std	std
Power Brakes, Disc/Drum	o	std	o	std	o	std	std
Power Steering	o	std	o	std	o	o	o
P195/75R-14 Tires	std	std	std	std	std	na	na
P195/75R-15 Tires	na	na	na	na	na	std	std
Larger Size Tires*	o	o	o	o	o	o	o

\*P235/75R-15 on- and off-road tires do not accept chains. \*\*Until February 1984.

(1) California only.

std—standard

o—optional

na—not available

**A WORD ABOUT ASSEMBLY, COMPONENTS AND OPTIONAL EQUIPMENT IN THESE CHEVROLET PRODUCTS.** The Chevy Pickups described in this catalog (Series S-10) are assembled at facilities of GM Truck & Bus Group. These vehicles incorporate thousands of different components produced by various divisions

of General Motors and by various suppliers to General Motors. From time to time during the manufacturing process it may be necessary, in order to meet public demand for particular vehicles or equipment, or to meet federally mandated emissions, safety and fuel economy requirements, or for other reasons, to produce Chevrolet

products with different components or differently sourced components than initially scheduled. All such components have been approved for use in Chevrolet products and will provide the quality performance associated with the Chevrolet name. With respect to extra-cost optional equipment, make certain you specify the type

of equipment you desire on your vehicle when ordering it from your dealer. Some options may be unavailable when your vehicle is built. Your dealer receives advice regarding current availability of options. You may ask your dealer for this information. GM also requests the dealer to advise you if an option you ordered is unavailable. We

suggest that you verify that your vehicle includes the optional equipment you ordered or, if there are changes, that they are acceptable to you.

These vehicles are also available under the GMC nameplate (GMC Pickup Series S-15).

#### THE GM CONTINUOUS PROTECTION PLAN.

An option that offers service protection in addition to that provided by GM's new-vehicle limited warranty. Available only in the U.S. and Canada for the 1984 model year. Ask your dealer about this option.

**FOR INFORMATION ON ANY NEW CHEVY TRUCK...** see your Chevy dealer for a complete selection of 1984 Chevy truck catalogs. They cover ■ Chevy S-10 Blazer ■ full-size 4x4 Blazer ■ full-size Chevy Pickup ■ Suburban ■ El Camino ■ Chevy Van ■ Sportvan ■ all Medium-Duty Chevys and ■ the Chevy Recreation & Trailering Guide.

Let's get it together... buckle up!





C H E V Y   T O U G H   I S   T A K I N G   C H A R G E