

# S-10 PICKUP



C H E V Y      T R U C K S      1 9 8 7



# S-10 PICKUP 1987

Good looks. Compact dimensions. Tough build. Comfortable interiors. A choice of models. Over 5,000 Chevy dealers nationwide. The Chevy S-10 Pickup has just about everything going for it. That's probably why so many pickup buyers are deciding to go for Chevy S-10.

Here are the facts:

## POWER TEAM COMBINATIONS.

- 2.5 Liter Tech IV engine with Electronic Fuel Injection is standard. SAE net horsepower is 92 at 4,400 RPM; net torque is 130 ft.-lbs. at 3,200 RPM.

- A powerful 2.8 Liter V6 with Electronic Fuel Injection is optional on all S-10 Pickups. SAE net horsepower is 125 at 4,800 RPM; net torque is 150 ft.-lbs. at 2,400 RPM.

- A fully synchronized 4-speed manual transmission with floor-mounted shift is standard.

- A 5-speed manual with overdrive 5th gear is optional.

- A 3-speed automatic with column-mounted shift is optional on 2WD models (not available on EL model).

- A 4-speed automatic overdrive with column-mounted shift is optional (not available on EL model).

## TOUGH CONSTRUCTION.

- Rugged double-wall construction in windshield pillars, cowl, hood, front fenders, tailgate and box side panels.

- Standard fully independent front suspension on all S-10 2WD and 4x4 models.

## SEVEN AVAILABLE MODELS.

- The regular cab with short bed (6-ft. box); available in 2WD or 4x4 version.

- The regular cab with long bed (7-ft. 5-in. box); available in 2WD or 4x4 versions.

- The versatile Maxi-Cab with short bed (6-ft. box); available in 2WD or 4x4 versions.

- The Chassis-Cab (117.9-in. wheelbase); available in 2WD configuration only.

## IMPORTANT STANDARD FEATURES.

The following equipment is standard on all S-10 Pickups:

- Seating for three.

- Steel-belted all-season M+S (Mud and Snow)-rated radial tires. These tires are designed for low noise, impressive traction, low rolling resistance and long wear.

- AM radio. (Except EL model. May be deleted for credit.)

- A full-size spare tire. (Compact spare on EL model.)

- Service available at more than 5,000 dealers nationwide. No other compact truck can offer this important benefit.

Two other considerations should be added to the long list of S-10 specifications: Your choice of options (see p. 16 for details) and a generous measure of fun. And there you have it—Chevy S-10, one of the most popular compact trucks in America today.

Shown on cover: S-10 Pickup 4x4 with optional Tahoe trim and optional Sport Two-Tone paint in Gold/Black. Tires supplied by various manufacturers.

Shown at right: S-10 Pickup with optional Tahoe trim and optional Sport Two-Tone paint in Light Blue Metallic/Galaxy Blue Metallic. Tires supplied by various manufacturers.



## CONTENTS

MODELS	Page
S-10 2WD Pickup	4
S-10 2WD Pickup EL	4
Chassis-Cab	4
S-10 4WD Pickup	6
Maxi-Cab	8
INTERIORS	
Sport	10
Tahoe	10
Durango	10
Standard	10
Instrument Panel	10
ENGINEERING	
DESIGN & CONSTRUCTION	12
Engines	12
Power Teams	12
VERSATILITY	
2WD Sport	
Suspension	14
4x4 Off-Road	
Package	14
Snowplowing	14
Racing	14
Towing	
Information	14
FEATURES AND OPTIONS	16
DIMENSIONS/SPECIFICATIONS	18
INTERIOR/EXTERIOR COLORS	18
ADDITIONAL INFORMATION	19



# S-10 PICKUP 2WD

While S-10 is smaller than the full-size Chevy Pickup, its commitment to hard work is just as big.

**HEAVY-DUTY CONSTRUCTION.** Every S-10 offers the following tough-tested componentry:

- The foundation of S-10 is a rugged carbon-steel ladder-type frame. A hot-wax coating on the entire frame helps fight the effects of road salt and dirt.

- The fully independent front suspension and two-stage multileaf spring rear suspension help give S-10 impressive ride characteristics.

- Chevrolet's solid double-wall construction provides a double layer of steel protection that covers windshield pillars, cowl, hood, front fenders, tailgate and side box panels.

**SIZES TO FIT YOUR NEEDS.** Choose the cargo capacity you need:

- A 6-ft. box. This box is 73.1

inches long. Standard payload is 1,000 lbs. including driver and passengers. Optional payload is 1,500 lbs.

- A 7½-ft. box. This box is 89 inches long. Standard payload is 1,000 lbs. including driver and passengers. Or option up to 1,500 lbs.

**HEAVY-DUTY PAYLOAD PACKAGE.** This optional package, available in regular cab 2WD only, turns S-10 into a brawny piece of machinery capable of hauling up to 1,625 lbs. of cargo, driver and passengers. The Heavy-Duty Payload Package includes:

- Front stabilizer bar.
- Extra-capacity rear springs.
- Power brakes.

Additional optional equipment is required.

**S-10 PICKUP EL.** For basic work needs, S-10 regular cab 2WD is available in a short-wheelbase model (6-ft. box) with a limited option selection. Appropriately, this economy leader is called the S-10 EL Pickup. See your Chevy dealer for details.

**S-10 CHASSIS-CAB.** For specialized work needs, S-10 is available in a chassis-cab model. Here's what you get:

- A big 117.9-inch wheelbase, able to accommodate body lengths up to 7½-feet.

- The standard 2.5 Liter Tech IV engine with Electronic Fuel Injection.

- Or an optional 2.8 Liter V6 with Electronic Fuel Injection. The V6 Chassis-Cab, when properly equipped with optional items, has a maximum Gross Vehicle Weight Rating of 4,600 lbs. (Standard GVWR; 4,100 lbs.)

Your Chevrolet dealer will consult with a local distributor to build a body to fit your exact specifications.



S-10 Chassis-Cab in Frost White with utility body available from an independent supplier.



S-10 Pickup in Steel Gray Metallic.



S-10 Sport Pickup 4x4 with optional Custom Two-Tone paint in Midnight Black and Apple Red with optional Sunshine Striping. Shown with extra-cost equipment available through outside suppliers. Tires supplied by various manufacturers.

## S-10 PICKUP 4X4

S-10 4x4 takes you where you want to go. In handsome style. In spacious comfort. And with the confident traction only four-wheel drive can deliver.

**S-10 4X4 ENGINEERING.** The S-10 4x4 is a thoroughly tested, innovative design that gives you surprising on-road quiet and comfort, the tenacious grip you'd expect from 4-wheel drive, and the impressive highway feel you might not. Here's how it's done:

- A unique 4x4 independent front suspension lets front wheels react individually to road conditions for impressive ride characteristics.
- The 4x4 front axle differential is immersed in oil to reduce friction and wear.
- Rubber-bushed upper and lower control arms with torsion bar help provide riding comfort.

**THE INSTA-TRAC REVOLUTION.** Chevrolet revolutionized 4-wheel drive with Insta-Trac. This patented

system eliminates the need to get out of the vehicle and lock the hubs. With just a shift of the floor-mounted lever, Insta-Trac allows the driver to shift from 2WD to 4WD High at any speed. The return to 2WD from 4WD High is just as easy—simply shift.

**4X4 OFF-ROAD PACKAGE.** For even greater off-road capabilities, Chevy offers a special 4x4 Off-Road Package. This optional package includes:

- Delco/Bilstein high-pressure gas shocks.
- Heavy-duty torsion bars.
- Jounce bumpers.
- Front stabilizer bar.
- Transfer case shield.
- Fuel tank shield.
- P235/75R-15 radial tires.
- Tow hooks.

The 4x4 Off-Road Package is available only in conjunction with the optional 2.8 Liter V6 engine. Together, they'll give your S-10 4x4 the power and agility to turn trail into road.

Insta-Trac provides S-10 4x4's "shift-on-the-fly" capability. Shift from 2WD into 4WD High and back again at any speed. It's a standard feature of every S-10 4x4 truck.





# S-10 PICKUP MAXI-CAB

Maxi-Cab brings you all the rugged virtue of S-10 Pickup ...and then some. Here's how a great idea was expanded.

## MAXI-CAB FEATURES.

- A longer wheelbase, measuring 122.9 inches.
- An extra 18.9 cu. ft. of in-cab cargo space behind the standard full-foam front bench seat.
- Excellent visibility, thanks to Maxi-Cab's large rear quarter windows and thin-pillar design.
- Standard glare-reducing tinted glass (all windows).

## CHOICE OF TWO MODELS.

- Maxi-Cab 2WD.
- Maxi-Cab 4x4 with Insta-Trac.

## MAXI-CAB OPTIONS.

- Sporty front bucket seats with center console. The passenger bucket seat has a "memory" feature—slide it forward for rear access, and it remembers the original setting and returns to that position with a gentle nudge.
- Convenient optional rear jump seats expand Maxi-Cab's seating capacity to four. Jump seats fold away to provide additional cargo room when you need it. Optional front buckets are required.

**OPTIONAL SPORT INTERIOR.** For the ultimate in S-10 comfort, choose the optional Sport interior shown here. This top-of-the-line trim package, which is available with all S-10 Pickup models, includes:

- Color-keyed carpeting throughout the cab.
- Color-keyed headliner and door trim panels.
- Lockable center stowage compartment.
- Sport cloth high-back bucket seats. Bucket seats with genuine leather seating surfaces are available at extra cost.
- Sport steering wheel.

The Sport package also features Sport Two-Tone exterior paint and Rally Wheels (on S-10 2WD only).

S-10 Maxi-Cab. It all adds up to maxi-room, maxi-style, maxi-fun.



S-10 Maxi-Cab 4x4 with optional Special Two-Tone paint in Nevada Gold Metallic and Midnight Black. Tires supplied by various manufacturers.



Stow 18.4 cu. ft. of gear in Maxi-Cab behind the front seats.

S-10 Maxi-Cab with optional Sport interior in Saddle Tan with optional front bucket and rear jump seats.



# S-10 PICKUP INTERIORS



The S-10 was designed by engineers who understand that the most important cargo a pickup carries is people. So they gave S-10 spacious room for three passengers on a wide front bench seat.

**STANDARD FEATURES.** S-10 gives you an interior packed with value. Some standard features, like the embossed color-keyed headliner, are in plain view. Others, like sound insulation tucked inside the dash, doors, roof, even under the floor mat, don't have to be seen to be appreciated. Here are other important value features:

- S-10 interiors are available in four colors. For complete interior/exterior color information, consult chart on page 19.
- Color-keyed door trim panels with padded armrests.
- Rubber mat floor covering.
- A full-width, full-depth foam bench seat with the backrest inclined a comfortable 23 degrees.
- AM radio. (Except EL model. May be deleted for credit.)

**OPTIONAL FEATURES.** To make S-10's standard interior even nicer, consider adding an assortment of optional equipment. Six sound systems are available, including the electronically tuned Seek-and-Scan Delco AM stereo/FM stereo radio with cassette, quartz clock and premium dual rear speakers. Or to help monitor what's happening under the hood, add a tachometer, volt-

meter, trip odometer and oil pressure and temperature gages.

**OPTIONAL TRIMS.** To help you equip your S-10, Chevy offers the following three optional trim packages:

**DURANGO.** In addition to standard interior features, Durango trim includes color-keyed rubber matting for the entire floor area and a deluxe steering wheel, a choice of Custom Cloth bench seat or a Custom Vinyl bench. For complete seating choices, see the chart below.

**TAHOE.** The Tahoe option includes Durango items plus the following added features or substitutions:

- Color-keyed carpeting for the entire floor area and on the back panel of the cab.
- An instrument cluster including voltmeter, oil pressure and engine temperature gages and a trip odometer.
- Additional seating options. See the trim level chart below.
- Genuine sheepskin seat trim optional at extra cost.
- Right-hand visor mirror.

**SPORT.** The optional Sport interior, which is described in detail on pages 8-9, adds additional luxury to S-10 Pickup.

And for the ultimate in S-10 Tahoe or Sport appointments, outfit Maxi-Cab with bucket seats featuring leather on the seating areas. You'll savor the feeling of quality each time you climb aboard.


## S-10 PICKUP AND CHASSIS-CAB SEAT TRIM AVAILABILITY

Seat Type (See Note Below)	Trim Levels			
	Base	Durango	Tahoe	Sport*
Vinyl Bench Seat	■	■	■	■
Custom Vinyl Bench Seat	■	■	■	■
Custom Cloth Bench Seat	■	■	■	■
Custom Vinyl Bucket Seats	■	■	■	■
Special Custom Cloth Bucket Seats	■	■†	■	■
Sport Cloth Bucket Seats	■	■	■	■
High Country Sheepskin Reclining Bucket Seats	■	■	■	■
Cloth/Leather Reclining Bucket Seats	■	■	■†	■†

Note: Optional rear jump seats for the Maxi-Cab use Custom Vinyl seat trim for all applications. See page 19 for available colors.  
 \*Not available Chassis-Cab. †Available Maxi-Cab only. ■ Standard ■ Optional  
 ■ Not Available



Opposite page: Optional front bucket seats with leather on seating areas. Available Maxi-Cab only.



Above: Optional Tahoe trim, shown in Blue, includes full instrumentation, color-keyed carpeting and trim panels.

Far left: Optional Durango trim, shown in Carmine Red, includes color-keyed rubber floor mats and side window defogger.

At left: Standard S-10 Pickup interior with full-foam seat construction. Shown in Saddle Tan.

Below: Instrument panel shown with optional Tahoe trim in Saddle Tan.





# S-10 PICKUP ENGINEERING

From the ground up, S-10 is designed, engineered and manufactured to meet Chevrolet's highest standards of quality.

## BUILD PROCEDURES.

■ The assembly process features extensive use of solid-state automatic welding machines.

■ Front end, cab and cargo box are first welded into separate units, then joined.

■ "Net build" techniques help reduce tolerance variances in the design and manufacture of S-10 components.

This is the kind of production integrity that helps make S-10 a tough Chevy truck.

## THE FIGHT AGAINST RUST.

A concentrated effort has been made by the engineers to increase the corrosion protection on S-10.

■ Two-sided galvanized steel is used for the cab floor, door frames, pickup box floor and side panels, inner front fenders and all four wheelhousings.

■ Zincrometal® is used in the front fenders, inner front fenders, outer hood, doors, pickup box outer side panels and tailgate.


■ The cab, pickup box and front-end sheet metal are submerged into a cathodic electrocharged ELPO primer.

The final protection against rust is the paint. S-10 paint finish is of high quality to help keep your truck looking good for years.

For a look at what's under the sheet metal, study the diagram at right.

	S-10 Pickup 2WD	Maxi-Cab 2WD	Chassis-Cab 2WD	S-10 Pickup 4WD	Maxi-Cab 4WD
<b>POWER TEAMS</b>					
L4 2.5 (151) Engine	■	■	■	■	■
V6 2.8 (173) Engine (A)	■	■	■	■	■
4-Speed Manual Transmission	■	■	■	■	■
5-Speed Manual Transmission w/O.D.	■	■	■	■	■
3-Speed Automatic Transmission	■	■	■	■	■
4-Speed Automatic Transmission w/O.D.	■	■	■	■	■
<b>ENGINE SPECIFICATIONS</b>					
Displacement—Liter/cu. in.	2.5/151 L4			2.8/173 V6	
Engine Ordering Code	LN8			LL2(A)	
Bore and Stroke (in.)	4.00 x 3.00			3.50 x 2.99	
Compression Ratio	9.0 to 1			8.9 to 1	
SAE Net Horsepower @ RPM	92 @ 4400			125 @ 4800	
SAE Net Torque (lb.-ft.) @ RPM	130 @ 3200			150 @ 2400	

■ Standard ■ Optional ■ Not Available \*Not available S-10 EL model.  
(A) Produced in U.S., Canada or Mexico.



Double-wall construction in windshield pillars, cowl, hood, front fenders, tailgate, box side panels.

Precision stampings are designed for no-leak, rattle-free fit.

Rugged construction designed for structural rigidity.

Four-layer paint finish with extra fifth layer of chip-resistant protection on lower body side panels.

Computer-controlled 2.5 Liter Tech IV engine with Electronic Fuel Injection, standard in all S-10 Pickups. A 9.0 to 1 compression ratio produces 92 horsepower at 4,400 RPM and 130 lb.-ft. of torque at 3,200 RPM.

Optional 2.8 Liter V6 engine features Electronic Fuel Injection for precise fuel-to-air ratio, resulting in efficient combustion and performance. Horsepower: 125 at 4,800 RPM. Torque: 150-lb.-ft. at 2,400 RPM.

Hot-wax coating on the entire frame helps fight effects of road salt and dirt.

Variable ratio steering gear for easy parking and quick over-the-road response.

Two-stage multileaf rear springs adjust to load for smooth ride.

4x4 independent front suspension lets front wheels work individually for an impressive, comfortable ride.

Rubber-bushed upper and lower control arms with torsion bar for 4x4 comfort.

Wire-wrapped brake lines Zincroterne® coated to help resist corrosion.

4x4 front axle differential immersed in oil to reduce friction and wear.

Standard steel-belted all-season M + S (Mud and Snow)-rated radial tires. These tires are designed for low noise, impressive traction, low rolling resistance and long wear.



# S-10 PICKUP VERSATILITY

Whether your S-10 Pickup is a fun truck, a work truck or a multiple-duty vehicle, you'll find there's ample versatility to do whatever you need.

**2WD SPORTS SUSPENSION.** The optional Sport suspension includes heavy-duty front and rear shocks, power steering, P215/65R-15 tires and 15" x 7" Rally Wheels. Available only with the 1,625-lb.-payload regular-cab model.

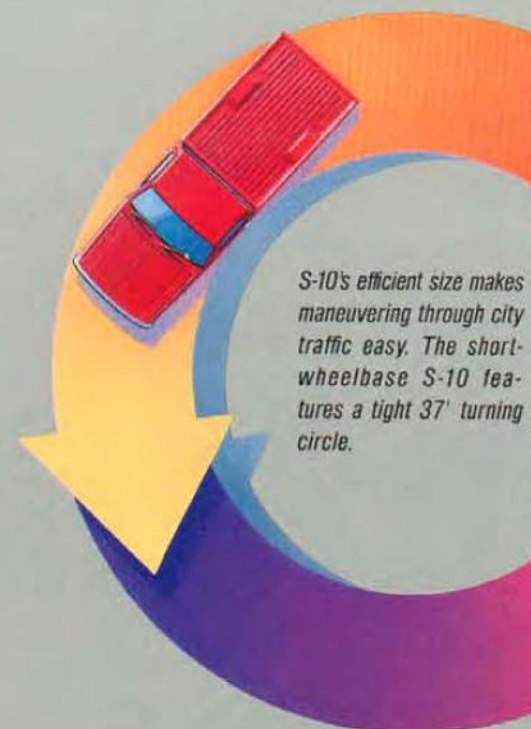
**4X4 OFF-ROAD PACKAGE.** The Off-Road Chassis Package makes your rugged S-10 4x4 even tougher. Includes Delco/Bilstein high-pressure gas shocks, special torsion bars, jounce bumpers, front stabilizer bar, transfer case shield, fuel tank shield, P235/75R-14 radial tires with full-size spare, trim rings and tow hooks. Available with the 2.8 Liter V6 engine only.

**TRAILERING SPECIAL.** Start by ordering the required 2.8 Liter V6 engine, and then add the optional Heavy-Duty Trailering Package. With the stabilizer bar, extra-capacity rear springs, and power brakes, you'll be well on your way to making S-10 an ideal tow vehicle. (Other equipment required.) For more information on trailering, pick up a copy of the 1987 Chevy Recreation and Trailering Guide, available at your Chevy dealer.

**4X4 SNOWPLOWING.** To equip S-10 for winter work, order the optional Heavy-Duty Front Suspension Equipment Package. The optional Cold Climate Package, which includes heavy-duty battery and special insulation throughout the cab, is also recommended. Then ask your Chevy dealer to put you in touch with an independent supplier of snowplow equipment.



Cargo box of S-10 long-bed model is 89 inches big. Short-bed model offers up to 73.1 inches. Cargo width between wheel wells on both models is a wide 40.3 inches.



S-10's efficient size makes maneuvering through city traffic easy. The short-wheelbase S-10 features a tight 37° turning circle.



Far top: S-10 EL in Apple Red with optional Sunshine Striping, Rally Wheels.

Center left: Space behind the rear seat gives you lockable stowage in the cab.

At left: When properly equipped, S-10 Pickup tows up to 5,000 lbs. of trailer and cargo (4,000 lbs. in S-10 4x4). Requires the 2.8 Liter V6 engine and other optional equipment. Truck shown: S-10 Durango with optional Sport Two-Tone paint in Light Blue Metallic and Frost White.



Center: In November 1985 a Chevy S-10 4x4 proved its stuff in the grueling Baja 1000 road race by beating the competition in the Class 7 4x4 division by more than two hours.\* That's what it means to be a Chevy tough truck.

\*All Class 7 4x4 entrants are specially modified with required safety equipment.

Far left: Equip your S-10 4x4 with a snowplow (available from independent suppliers) and make it your winter work partner. Truck shown: S-10 4x4 with optional Special Two-Tone in Galaxy Blue Metallic/Silver Metallic.



Center left: Cargo box tie-down hooks are standard in every S-10 Pickup.

At left: When you order the 2.8 Liter V6 engine in your S-10 4x4, you can add the optional Off-Road Package designed to enhance the S-10's off-road tenacity.



# S-10 PICKUP FEATURES AND OPTIONS

S-10 Pickup offers a wide variety of standard features and optional equipment. Study the lists and charts as you make your selections. All items pictured are optional at extra cost.

## S-10 PICKUP STANDARD FEATURES

### INTERIOR

- Armrest: Both doors padded.
- Ashtray: Instrument panel.
- Coat Hook: Passenger side.
- Door Trim Panels: Color-keyed molded plastic.
- Floor Covering: Black rubber mat.
- Grab Handle: Over passenger door (4x4 models only).
- Headliner: Color-keyed.
- Heater and Defogger: Outside-air-type.
- Hood Lock Release: Inside-operated.
- Instruments:
  - Gages: Speedometer, Odometer and Fuel.
  - Switches: Main, for interior, exterior and instrument panel. On steering column for direction signal, headlamp high and low beams, windshield washer/wipers. Hazard warning, heater fan and ignition with Key-in warning buzzer. Door-operated dome and cab interior lamp switches.
- Warning Lights: Generator, oil pressure, engine temperature, safety belt, service-parking brake, direction-hazard signal and high beam.
- Insulation and Sound-Deadening Material: On dash panel, under floor mat, inside of doors, underside of roof and on headliner.

- Lights: Instrument cluster and cab interiors. Dome light (except EL models).
  - Mirror, Rearview: 10" prismatic.
  - Radio: AM (except EL model)\*.
  - Seats: Full-width, full-depth foam vinyl bench, with folding backrest.
  - Steering Wheel and Column: 15 1/4" soft black plastic 2-spoke wheel with black energy-absorbing column.
  - Stowage Box: RH side of instrument panel, with key lock.
  - Sunshades: Padded, color-keyed RH and LH.
  - Tools: Jack and wheel wrench.
- ### EXTERIOR
- Bumper: Front, painted black, with parking lamps.
  - Grille: Molded plastic, painted argent.
  - Glass: Tinted, all windows (Maxi-Cab only).
  - Horn: Single, electric, high-note.
  - Hubcaps: Bright metal with black trim.
  - Lights: Backup lamps integral with tail lamps, rectangular headlamps, halogen-type (except EL model).
  - Mirrors: Black painted RH and LH aerodynamic.
  - Pickup Box: Welded double-wall side construction with steel floor.
  - Spare Tire Carrier: Winch-type under-frame at rear.
  - Wheels: Painted argent.
  - Windshield Wipers and Washers: Electric 2-speed.

\*May be deleted for credit.

## OPTIONAL EQUIPMENT

### APPEARANCE AND CONVENIENCE OPTIONS

	S-10 EL(1) Pickup 2WD	S-10 Pickup 2WD 4WD	Maxi- Cab 2WD 4WD	Chassis- Cab 2WD
Air Conditioning	■	■	■	■
Bumper Equipment: Color-Keyed with Rub Strip (Reqs. Two-Tone Paint)		■	■	■
Front Rear, Step Rear, Step Painted Black Chrome with Rub Strip Front Chrome Rear with Rub Strip Bumper Guards, Front Painted Black	■	■	■	■
Center Console, Floor-Mounted*	■	■	■	■
Chromed Grille	■	■	■	■
Cigarette Lighter	■	■	■	■
Color-Keyed Floor Mats	■	■	■	■
Comfortilt Steering Wheel	■	■	■	■
Glass, Tinted	■	■	■	■
Glass, Deep-Tinted (rear window only) (quarter and rear window) (with light-tinted rear window)	■	■	■	■
Intermittent Windshield Wipers	■	■	■	■
Lighting Equipment: Auxiliary Lighting Cargo Area Lamp Dome Lamp	■	■	■	■
Halogen Headlamps	■	■	■	■
Mirrors: Dual Below Eyeline Type, Painted Chrome Visor, RH	■	■	■	■
Moldings: Black Body Side and Bright Wheel Opening Door Edge Guard—Bright Wheel Openings—Bright —Black Plastic	■	■	■	■
Power Windows	■	■	■	■
Power Door Locks	■	■	■	■
Special Two-Tone Paint Option	■	■	■	■
Sport Two-Tone Paint Option	■	■	■	■
Other Striping	■	■	■	■
Sunshine Striping	■	■	■	■
AM Radio	■	■	■	■
AM/FM Radio	■	■	■	■
AM/FM Stereo Radio	■	■	■	■
AM/FM Stereo Radio with Clock	■	■	■	■
AM/FM Stereo Radio with Stereo	■	■	■	■
Cassette, Clock, Seek and Scan	■	■	■	■
AM Stereo†/FM Stereo Radio with Cassette, Seek and Scan, Graphic Equalizer, Clock and Premium Dual Rear Speakers	■	■	■	■
Speakers (Premium dual rear)	■	■	■	■
High-Back Bucket Seats: Custom Vinyl Cloth/Leather (requires Tahoe or Sport Trim)	■	■	■	■
Special Custom Cloth	■	■	■	■
Adjustable Seat Backs	■	■	■	■
Rear Jump Seats	■	■	■	■
Sliding Rear Window	■	■	■	■
Swing-Out Rear Quarter Windows	■	■	■	■
Wheels, Aluminum Cast Styled	■	■	■	■
Wheels, Rally	■	■	■	■
Wheel Trim: Bright Trim Rings Bright Wheel Covers	■	■	■	■

■ Standard ■ Optional ■ Not Available (1) Short-wheelbase model only.  
\*Requires bucket seats. †Receives C-Quam™ AM stereo broadcasts. Most AM stereo stations across the country broadcast in C-Quam but some do not. Check with your local stations for compatibility in your area.

## PERFORMANCE AND HEAVY-DUTY EQUIPMENT OPTIONS

	S-10 EL(1) Pickup 2WD	S-10 Pickup 2WD 4WD	Maxi-Cab 2WD 4WD	Chassis-Cab 2WD
Battery, Heavy-Duty	■	■	■	■
Brakes, Vacuum Power	■	■	■	■
Chassis Equipment, Off-Road Package	■	■	■	■
Cold Climate Package	■	■	■	■
Cooling Systems: Engine Oil Cooler (V6 engine only)	■	■	■	■
Radiator and Transmission Oil Cooler (V6 engine only)	■	■	■	■
Heavy-Duty Radiator	■	■	■	■
Fuel Tank, 20-gallon	■	■	■	■
Gages: Volt, Temperature, Oil Pressure and Trip Odometer	■	■	■	■
Tachometer	■	■	■	■
Locking Rear Axle Differential	■	■	■	■
EL Option Package: Includes Black Rear Step Bumper, Full-Size Spare Tire, 20-Gallon Fuel Tank	■	■	■	■
Shields: Fuel Tank	■	■	■	■
Transfer Case and Differential Carrier	■	■	■	■
Shock Absorbers, H.D. Front and Rear	■	■	■	■
Spare Tire, Full-Size	■	■	■	■
Speed Control, Electronic	■	■	■	■
Springs, H.D. Front	■	■	■	■
Stabilizer Bar, Front	■	■	■	■
Steering, Power	■	■	■	■
Tow Hook, Two Front	■	■	■	■
Trailer Special Package, Includes 7-Wire Harness	■	■	■	■
Trailer Wire Harness, 5-Wire	■	■	■	■

■ Standard ■ Optional ■ Not Available (1) Short-wheelbase model only. \*Available on EL model only as part of EL option package. See your dealer for details.



Wheel covers (2WD).



Rally Wheels (2WD).



Cast-aluminum wheels (4x4).

Five-speed manual transmission with overdrive is optional on all S-10 Pickups.



Below Eyeline mirrors.



Brush guard (dealer-installed).



Distinctive black chrome grille is included as part of the Sport trim package.



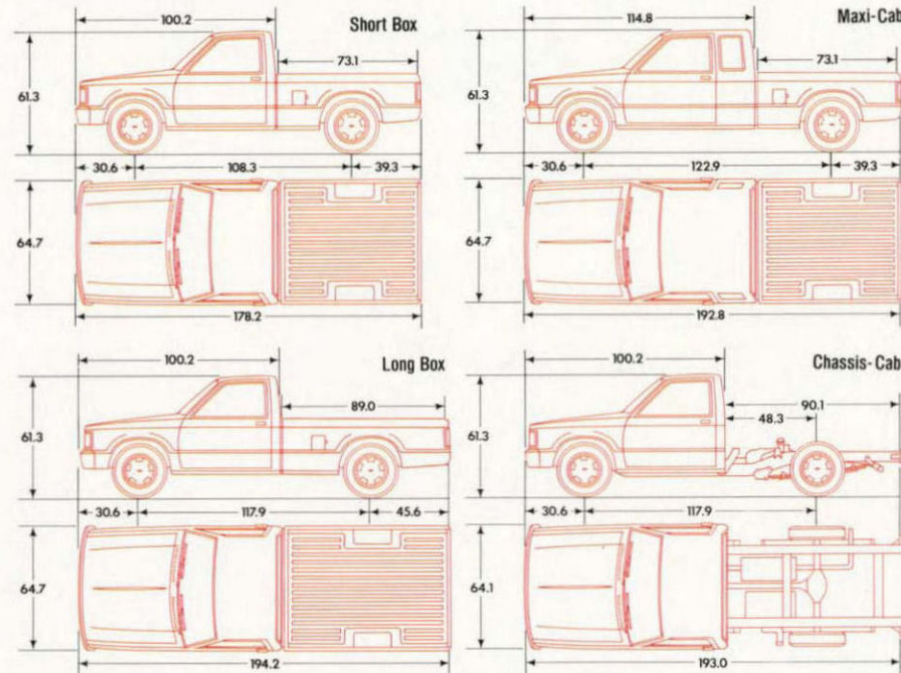
There's no such thing as Plain Jane truckin' when you consider the wide variety of accessories you can add to your S-10 Pickup. Items shown are available through outside suppliers. Tires supplied by various manufacturers.

Your Chevy dealer has details regarding specific option packages offered for some S-10 Pickups. Each grouping includes extra-value items in addition to specified content. Whether you need a work-ready hauler or a high-comfort cruiser, there's an option package that will help you spec out your Chevy truck.



# S-10 PICKUP FACTS

## S-10 PICKUP DIMENSIONS



SPECIFICATIONS	S-10 EL Pickup 2WD	S-10 Pickup 2WD	Maxi-Cab 2WD	Chassis-Cab 2WD	S-10 Pickup 4WD	Maxi-Cab 4WD
Short Wheelbase (in.)	108.3	108.3			108.3	
Long Wheelbase (in.)		117.9	122.9	117.9	117.9	122.9
Short Box (in.)	73.1	73.1	73.1		73.1	73.1
Long Box (in.)		89.0			89.0	
1000 lbs. Payload						
1500 lbs. Payload						
1625 lbs. Payload						
GVWR Range (lbs.)	3570/4369	3562/4935	3707/4911	4100/4600	3903/5284	4031/5284
Ind. Front Coil Springs 2500 lbs. Cap.						
Ind. Driving Torsion Bar 2700 lbs. Cap.						
Semi-Floating Rear Axle 2600 lbs. Cap.						
Semi-Floating Rear Axle 2700 lbs. Cap.						
Power Brakes, Disc/Drum						
Power Steering						
P195/75R-14 Tires						
P195/75R-15 Tires						
Larger Size Tires†						

Standard Optional Not Available †P235/75R-15 on/off road tires do not accept chains.

## S-10 PICKUP PAINT OPTIONS



**CUSTOM TWO-TONE** includes striping at the beltline with Color Code 2 applied below.



**SPORT TWO-TONE** includes four-stripe-wide decal or available body side moldings at the crease lines with Color Code 2 applied below.



**SPECIAL TWO-TONE** includes Color Code 2 between the beltlines and the crease lines.

## S-10 PICKUP STANDARD SPECIFICATIONS

	S-10 4x2 EL	S-10 4x2	S-10 4x4
Engine—Liter (cu. in.)	2.5 (151) EFI L4		
Front Suspension—Type	Independent—Coil Springs	Ind. Driving Axle	
—Axle Ratio	—	3.73	
Rear Suspension—Type	Two-Stage Multileaf		
—Axle Ratio	3.42		3.73
Brakes—Disc/Drum	Manual*		Power
Electrical—Battery	525 CCA		
—Generator	85 amp.		
Fuel Tank—Capacity	13.2 gal.		
Steering	Manual		
Transmission	4-Speed Manual		
Transfer Case	—		NP 207
Tires—All-Season Radial	(4) P195/75R-14 (5) P195/75R-14	(5) P195/75R-14	(5) P195/75R-15
—Compact Spare	(1) T135/80D-15	—	—
Wheels	(4) 14" x 6" (1) 15" x 4"		(5) 14" x 6"

\*Power on Maxi-Cab models.

## INTERIOR AND EXTERIOR COLOR AVAILABILITY CHART

Trim Level—Seat Type	Blue	Carmine	Charcoal	Saddle Tan
<b>STANDARD</b> —Vinyl Bench Seat				
Custom Cloth Bench Seat				
Custom Vinyl Bench Seat				
Custom Vinyl High-Back Bucket Seats				
<b>DURANGO</b> —Custom Vinyl Bench Seat				
Custom Cloth Bench Seat				
Custom Vinyl High-Back Bucket Seats				
Special Custom Cloth High-Back Bucket Seats (Maxi-Cab only)				
<b>TAHOE</b> —Custom Vinyl Bench Seat				
Custom Cloth Bench Seat				
Custom Vinyl High-Back Bucket Seats				
Special Custom Cloth High-Back Bucket Seats				
Cloth/Leather High-Back Reclining Bucket Seats (Maxi-Cab only)				
<b>SPORT</b> —Sport Cloth High-Back Bucket Seats				
Cloth/Leather High-Back Reclining Bucket Seats (Maxi-Cab only)				
EXTERIOR COLORS	Color Code 1	Color Code 2	RECOMMENDED INTERIOR TRIM COLOR	
<b>BLACK, MIDNIGHT</b>				
Gold, Nevada (Metallic)				
Red, Apple				
Silver (Metallic)				
White, Frost				
<b>BLUE, GALAXY (Metallic)</b>				
Gold, Nevada (Metallic)				
Silver (Metallic)				
White, Frost				
<b>BLUE, LIGHT (Metallic)</b>				
Black, Midnight				
Blue, Galaxy (Metallic)				
Silver (Metallic)				
White, Frost				
<b>BRONZE, INDIAN (Metallic)</b>				
Gold, Nevada (Metallic)				
Silver (Metallic)				
White, Frost				
<b>EMERALD (Metallic)</b>				
Gold, Nevada (Metallic)				
White, Frost				
<b>GOLD, NEVADA (Metallic)</b>				
Black, Midnight				
White, Frost				
<b>GRAY, STEEL (Metallic)</b>				
Black, Midnight				
Blue, Galaxy (Metallic)				
Red, Apple				
Silver (Metallic)				
White, Frost				
<b>RED, APPLE</b>				
Black, Midnight				
Silver (Metallic)				
White, Frost				
<b>TAN, DOESKIN</b>				
Black, Midnight				
Blue, Galaxy (Metallic)				
Red, Apple				
White, Frost				
<b>WHITE, FROST</b>				
Black, Midnight				
Blue, Galaxy (Metallic)				
Gold, Nevada (Metallic)				
Red, Apple				
Silver (Metallic)				

## IMPORTANT: A WORD ABOUT THIS CATALOG.

We have tried to make this catalog as comprehensive and factual as possible and we hope you find it helpful. However, since the time of printing, some of the information you will find here may have been updated. Also, some of the equipment shown or described throughout this catalog is available as factory-installed options, dealer accessories and specialized equipment from various independent suppliers at extra cost. Your dealer has details and, before ordering, you should ask him to bring you up to date. The right is reserved to make changes at any time, without notice, in prices, colors, materials, equipment, specifications and models. Check with your Chevrolet dealer for complete information.

## A WORD ABOUT ASSEMBLY, COMPONENTS AND OPTIONAL EQUIPMENT IN THESE CHEVROLET PRODUCTS.

The Chevy Pickups described in this catalog (Series S-10) are assembled at facilities operated by General Motors or GM of Canada. These vehicles incorporate thousands of different components produced by car and truck groups and various component divisions of GM and by various suppliers worldwide to General Motors. From time to time during the manufacturing process, it may be necessary, in order to meet public demand for particular vehicles or equipment, or to meet federally mandated emissions, safety and fuel economy requirements, or for other reasons, to produce Chevrolet products with different components or differently sourced components than initially scheduled. All such components have been approved for use in Chevrolet products and will provide the quality performance associated with the Chevrolet name.

With respect to factory-installed, extra-cost optional equipment, make certain you specify the type of equipment you desire on your vehicle when ordering it from your dealer. Some options may be unavailable when your car is built. Your dealer receives advice regarding current availability of options. You may ask your dealer for this information. GM also requests the dealer to advise you if an option you ordered is unavailable. We suggest that you verify that your vehicle

includes the optional equipment you ordered or, if there are changes, that they are acceptable to you.

These vehicles are also available under the GMC nameplate GMC Pickup Series S-15.

**A WORD ABOUT UPDATED SERVICE INFORMATION.** Chevrolet regularly sends its dealers useful service bulletins about Chevrolet products. Chevrolet monitors product performance in the field. We then prepare bulletins for servicing our products better. Now you can get these bulletins, too. Ask your dealer. To get ordering information, call toll-free 1-800-551-4123.

**AS PART OF THE 1987 CHEVROLET NEW-VEHICLE LIMITED WARRANTY,** your Chevy truck includes three-year perforation-from-corrosion coverage. Exhaust system components not included. See your Chevy dealer for details and other limitations.

**THE GM PROTECTION PLAN.** An option that offers service protection in addition to that provided by GM's new-vehicle limited warranty. Available only in the U.S. and Canada for the 1987 model year. Ask your dealer about this option.

**A WORD ABOUT ENGINES.** Chevrolet trucks are equipped with engines produced at facilities operated by GM car and truck groups, subsidiaries or affiliated companies worldwide.

**FOR INFORMATION ON ANY NEW CHEVY TRUCK.** See your Chevy dealer for a complete selection of 1987 truck catalogs. They cover ■ Chevy S-10 Blazer ■ full-size 4WD Blazer ■ full-size Chevy Pickup ■ Suburban ■ El Camino ■ Chevy Van/Sportvan ■ Astro/Astro Van ■ all Medium-Duty Chevys and the ■ Chevy Recreation and Trailering Guide.

**LET'S GET IT TOGETHER... BUCKLE UP.**

**AT YOUR CHEVY DEALER'S,** FINANCING or leasing your new S-10 Pickup can be as easy as saying GMAC.

**TIRE CHAINS SHOULD NOT BE USED** on S-10 Pickups equipped with P235/75R-15 tires because they could cause damage to this vehicle.

Shown on back cover: S-10 Maxi-Cab with optional Durango trim in Frost White.





NOTHING WORKS LIKE A CHEVY TRUCK