

MITSUBISHI

94

MIRAGE





MIRAGE

The Mirage Coupe LS, shown in Cancun Green, features an electronically fuel-injected 113-horsepower 1.8-liter SOHC 16-valve engine, five-speed manual transmission with overdrive, power-assist rack-and-pinion steering, power-assist front disc brakes, 14" alloy wheels, color-key rear spoiler, dual power remote sideview mirrors, and tachometer.

A Mirage of so many dimensions is no illusion.

There is much more to the Mirage Coupe than meets the eye. True, appearance is important. Otherwise, Mitsubishi would not have gone to great lengths to make the Mirage Coupe so visually striking. But appearance is just one dimension of this sporty coupe. Its fluid lines are but an attractive wrapper on a car of very real quality and substance.

Clean-cut lines blend together seamlessly to create its sporty, athletic form. Slide behind the wheel and



rev up the engine. This is a car that has the high-spirits to go with its alluring good looks. The Mirage Coupe's strong acceleration, crisp handling and firm, yet comfortable ride can't help but elevate your spirits as you rediscover the joy of driving. You may even discover a selfish tendency to keep family and friends firmly restricted to the passenger seats.

An appealing design combined with the willingness and ability to deliver performance are two important, and desirable assets you'll find in the Mirage Coupe. But there is


so much more — such as the quality, craftsmanship and inherent value that guide the philosophy behind every automobile that Mitsubishi builds.

A philosophy that completely embodies the new thinking in automobiles.

You're invited to look at the Mirage Coupe as long as you like. Just bear in mind that what you are seeing is not an illusion — its style and substance are very real.



For more than 75 years, Mitsubishi's three diamonds have signified the company's commitment to automotive innovation through the implementation of thoughtful technology — technology to benefit both mankind and the environment. Mitsubishi. The new thinking in automobiles.™



MIRAGE

MIRAGE

The Mirage Coupe ES, shown in Kauai Blue Pearl, features an electronically fuel-injected 92-hp 1.5-liter SOHC 12-valve engine, five-speed manual transmission, power-assist rack-and-pinion steering, power-assist front disc brakes, driver-side air bag and sporty front bucket seats. A split fold-down rear seat, color-key rear spoiler and three-speed automatic transmission are optional.

Beneath its flowing form awaits a delightful disposition.


Granted, the Mirage Coupe's lean aerodynamic lines and jaunty attitude are visually intriguing. You may look at the Mirage Coupe and wonder if it's got the performance to go with its style. There is no need to wonder — beneath the sleek exterior is a feisty spirit eager to impress.

The multi-valve SOHC engines are quick off the mark: a robust 113 horsepower 1.8-liter 16-valve powerplant for the Coupe LS; an animated 92-horsepower 1.5-liter 12-valve for the Coupe ES and S. Crisp rack-and-pinion steering is beautifully responsive to

every maneuver, from sweeping around gentle curves to executing twisty moves in tight places.

A valuable handling asset is provided by the four-wheel independent suspension with rear multi-link design, a feature not commonly found on a car in the Mirage Coupe's class. The ride is comfortable, without feeling floaty — firm, without being jarring. To complement the smooth, stable ride are power-assist front disc brakes which bring you to a sure, controlled stop.

The Mirage Coupe. It has all of the right attributes necessary to deliver a truly sparkling performance.



*The sporty atmosphere of the Mirage Coupe is reinforced by the business-like arrangement of instrumentation and controls in the cockpit. Large analog gauges are clearly visible. Switches and controls are immediately at hand. The uncluttered design is deliberately logical, so that you can attend to the pleasure of driving. As an added measure of safety, all the Mirage models feature a driver-side air bag.**



*Designed to supplement the three-point shoulder/lap safety belts.



MIRAGE

Mirage Coupe LS interior, shown with two-tone cloth, features front sport seats with height-adjustable driver's seat, split fold-down rear seat, tilt steering column, digital quartz clock, driver-side air bag, driver-side height-adjustable shoulder belt, and electronically tuned AM/FM stereo cassette with four speakers as standard features.

Your first impression will be a lasting one.

When you enter the Mirage Coupe, you'll quickly discover that its sporty attitude is more than skin deep. Underneath its remarkable good looks awaits a stimulating personality.

Multi-adjustable front bucket seats are contoured

for comfort, even during spirited driving. The roomy sculpted rear seat gives the Mirage Coupe passenger capacity for five. Throughout the cabin you'll find a complete list of features that enhance the Coupe's excellent character. With its stylish trim appointments and numerous comforts and conveniences, you'll be impressed every time you enter the Mirage Coupe.



The Mirage 4-door sedan's generous interior comfortably seats five and is handsomely appointed with cloth upholstery, carpeting throughout and a full roster of comfort and convenience features. Mirage LS 4-door interior shown in gray cloth.



MIRAGE

The Mirage ES 4-door, shown in Nogales Beige Pearl, includes an electronically fuel-injected 113-horsepower 1.8-liter SOHC 16-valve engine, five-speed manual transmission with overdrive, power-assist rack-and-pinion steering, four-wheel independent suspension, 14" wheels with full wheel covers, driver-side air bag, dual remote sideview mirrors, intermittent windshield wipers and digital quartz clock as standard features. A four-speed automatic transmission with overdrive and a split fold-down rear seat are optional.

Whichever of these four doors you choose, behold — a grand prize.



You've chosen a lifestyle, family size, or both that make a 4-door sedan the sensible choice. Does that have to mean that you've said good-bye to all things stylish and fun to own? Not if your choice is a Mirage 4-door sedan. So it's got four doors. It's also got sophisticated, contemporary style, rousing performance and a contagious fun-to-drive attitude.

Begin with power. The Mirage LS and ES 4-doors deliver a vigorous 113 horsepower from the fuel-injected 1.8-liter 16-valve engine. The Mirage S 4-door checks in with a spirited 92-horsepower, 1.5-liter 12-valve engine. Both are eager performers.

Moving on, the Mitsubishi Mirage 4-door's crisp power-assist rack-and-pinion steering offers excellent road feel. And exceptional ride comfort is provided by the four-wheel independent suspension with a multi-link rear design. A welcome feature not found on many compact sedans.

Controlled stopping power is a function of ventilated power-assist front disc brakes. And, an added measure of safety is provided by a driver-side air bag and side-guard door beams.

Tastefully appointed, each Mirage 4-door offers a pleasing level of comfort and convenience in a generous cabin with ample room for five.

The Mirage 4-door sedans. Whichever you select, you'll have chosen a winning combination of style, performance, and exceptional value.

The Mirage LS 4-door, shown in Santiago Green Metallic, includes a four-speed automatic transmission with overdrive, driver-side air bag, power windows, door locks and sideview mirrors, cruise control, tilt steering column, AM/FM stereo cassette with four speakers, split fold-down rear seat with center armrest, and alloy wheels as standard features.





MIRAGE

The Mitsubishi Warranty

Mitsubishi's confidence in the quality of the 1994 Mirage is reflected by the following warranties:

- Three-year/36,000-mile New Vehicle Limited Warranty
- Five-year/60,000-mile Powertrain Limited Warranty
- Seven-year/100,000-mile Anti-Corrosion/Perforation Limited Warranty

Diamond CareSM

Diamond Care ensures that your new Mirage is thoroughly prepared, inspected and explained prior to delivery. After delivery, a toll-free number brings 24-hour road service. For the first 36 months or 36,000 miles, free towing will be provided to the nearest Mitsubishi Motors Dealer for a warrantable repair. And after the first 1,000 miles of ownership, you are invited back for a free vehicle inspection.

Mitsubishi Triple Diamond Protection PortfolioTM

Choose from three Mitsubishi extended service contracts to extend your comprehensive service coverage for up to six years or 100,000 miles. Ask your Mitsubishi Motors Dealer for details.

BUCKLE-UP FOR SAFETY.

Specifications Features & Options

ENGINE

TYPE

Inline 4 cylinder

SIZE

1.5-liters (Coupe S, ES/S 4-door)

1.8-liters (Coupe LS/ES, LS 4-door)

VALVETRAIN

SOHC 12-valve (1.5-liter)

SOHC 16-valve (1.8-liter)

FUEL SYSTEM

Electronically controlled

multi-point fuel-injection

HORSEPOWER @ RPM

92 @ 6000 (1.5-liter)

113 @ 6000 (1.8-liter)

TORQUE (LBS-FT.) @ RPM

93 @ 3000 (1.5-liter)

116 @ 4500 (1.8-liter)

TRANSMISSION

MANUAL

5-speed with overdrive

(NA on LS 4-door)

AUTOMATIC

4-speed with overdrive (std.)

on LS 4-door, opt. on

Coupe LS/ES 4-door

3-speed (opt. on Coupe ES/

S 4-door)

STEERING

TYPE

Power-assist rack-and-pinion

(power-assist NA on Coupe S)

SUSPENSION

FRONT

Independent with MacPherson struts, stabilizer bar (stabilizer bar NA on Coupe S, ES)

REAR

Independent multi-link w/toe-control arm

BRAKES

FRONT

Power-assist disc

REAR

Drum

WHEELS & TIRES

WHEEL SIZE (IN.)

13x4.5 (Coupe S)

13x5 (Coupe ES/S 4-door)

14x5 (Coupe LS/ES, LS 4-door)

WHEEL TYPE

Styled steel (Coupe S)

Styled steel w/full cover

(Coupe ES/S, ES 4-door)

Aluminum alloy (Coupe LS/

LS 4-door)

TIRE SIZE (IN.)

145/80R13 (Coupe S)

155/80R13 (Coupe ES)

175/70R13 (S 4-door)

185/65R14 (Coupe LS/

ES, LS 4-door)

TIRE TYPE

All-season radial

CURB WEIGHT

COUPE S (LBS/KG.)

2085/945 (5M)

S 4-DOOR (LBS/KG.)

2195/995 (5M)

DIMENSIONS

EXTERIOR — COUPE (IN./MM.)

Wheelbase 96.1/2440

Overall Length 171.1/4345

Overall Width 66.5/1680

Overall Height 51.6/1310

INTERIOR — COUPE (IN./MM.)

Front Head Room 38.6/980

Front Leg Room 42.9/1090

Rear Head Room 36.4/925

Rear Leg Room 31.1/790

EXTERIOR — 4-DOOR (IN./MM.)

Wheelbase 98.4/2500

Overall Length 172.2/4375

Overall Width 66.5/1690

Overall Height 52.2/1325

INTERIOR — 4-DOOR (IN./MM.)

Front Head Room 39.2/995

Front Leg Room 42.9/1090

Rear Head Room 37.2/945

Rear Leg Room 33.5/850

GENERAL

TOTAL INTERIOR VOLUME —

COUPE

87.2 (EPA Index cu.ft.)

CARGO CAPACITY — COUPE

10.5 (EPA Index cu.ft.)

TOTAL INTERIOR VOLUME —

4-DOOR

91.1 (EPA Index cu.ft.)

CARGO CAPACITY — 4-DOOR

10.7 (EPA Index cu.ft.)

FUEL CAPACITY

13.2/50 (U.S. gal./l.)

(All models)

DRAG COEFFICIENT

0.29 Cd (Coupe)

0.31 Cd (4-door)

SAFETY FEATURES	COUPE			4-DOOR		
	S	ES	LS	S	ES	LS
Driver-side air bag*	S	S	S	S	S	S
Motorized front-passenger shoulder belt	S	S	S	S	S	S
Height-adjustable driver shoulder belt	S	S	S	S	S	S
Side-guard door beams	S	S	S	S	S	S
Child restraint anchorage**	S	S	S	S	S	S
5-mph energy-absorbing bumpers	S	S	S	S	S	S
Child protection rear door locks	NA	NA	NA	S	S	S

SEATING & TRIM

Front bucket seats	S	S	NA	S	S	NA
Sport-style front bucket seats	NA	NA	S	NA	O ¹	S
Height-adjustable headrest	NA	S	S	NA	S	S
Height-adjustable driver's seat	NA	S	S	NA	S	S
Split fold-down rear seat	NA	O ¹	S	NA	O ¹	S
Textured vinyl w/cloth inserts upholstery	S	NA	NA	NA	NA	NA
Full face cloth upholstery	NA	S	NA	S	S	NA
Full cloth upholstery	NA	NA	S ²	NA	O ¹	S



All Coupe and 4-door models are offered in Baja Red, Oceanside Blue Metallic, Innsbruck White, Warm Springs Silver Metallic. Coupe ES and LS models are also offered in Cairo Yellow Pearl, Santiago Green Metallic, Cancun Green, Kauai Blue Pearl. All 4-door models are also offered in Nogales Beige Pearl, Balboa Blue Pearl, and Santiago Green Metallic. 4-door ES and LS models are also offered in Aruba Red Pearl.

Note: EPA figures not available at the time of this printing. See your Mitsubishi Motors Dealer for mileage figures. Technical data, features, options and other equipment shown in this brochure are based on the latest information available at the time of printing and are subject to change without notice. Some vehicles are shown with optional equipment. For further information on options and accessories, contact your Mitsubishi Motors Dealer. Availability of vehicles with specific features may vary. Headlights, parking lights, and instrument panel lights on vehicles lighted for illustration purposes only. Part #MMSA-ADV-5601. Litho in USA. ©1993 Mitsubishi Motor Sales of America, Inc.

EXTERIOR	COUPE			4-DOOR		
	S	ES	LS	S	ES	LS
Tinted glass	NA	S	S	S	S	S
Color-key rear spoiler	NA	O	S	NA	NA	NA
Color-key grille and bumpers	NA	S	S	S	S	S
Color-key bodyside molding	NA	S	S	NA	NA	S

COMFORT & CONVENIENCE

Dual bi-level heating/ventilation system	S	S	S	S	S	S
Rear window defroster w/timer	S	S	S	S	S	S
Digital quartz clock	NA	O ¹	S	S	S	S
Air conditioning (CFC-free refrigerant)	O	O	O	O	O	O
Power windows and door locks	NA	NA	NA	NA	O	S
Cruise control	NA	NA	NA	NA	O ³	S
Variable intermittent wipers	NA	NA	NA	NA	O ³	S
2-speed wipers w/intermittent setting	NA	O ¹	S	NA	S	NA
2-speed wipers	S	S	NA	S	NA	NA
Tilt steering column	NA	NA	S	NA	O ¹	S
Keyless locking	S	S	S	S	S	S
Remote hood, fuel door & trunk lid releases	NA	S	S	NA	S	S
Antenna, radio harness, radio bracket and 4 speakers	O	S	S	S	S	S
AM/FM stereo radio	O	O	NA	O	O	NA
AM/FM stereo cassette	O	O	S	O	O	S
Single disc CD player	O	O	O	O	O	O
Convenience Package—Coupe:	NA	O	S	NA	NA	NA
Digital clock, intermittent wipers, cloth door trim, split fold-down rear seat, trunk trim and lamp						
Convenience Package—4-door:	NA	NA	NA	NA	O	S
Front sport seats, split fold-down rear seat, luxury fabric, tilt steering column						

AUTHORIZED MITSUBISHI ACCESSORIES

Your Mitsubishi Motors Dealer offers a select choice of factory authorized accessories, including nose mask, roof rack system, mudguards, floor mats, security system, trim rings, wheel locks and air conditioner.

S = Standard O = Optional NA = Not Available
¹ = included in Convenience Package
² = Coupe LS seats upholstered in two-tone fabric
³ = Cruise control and variable intermittent wipers included together as option package
 *Designed to supplement the three-point shoulder/lap safety belts
 **Front passenger lap belt and outboard rear passenger three-point safety belts

Some optional equipment may only be available as part of a package or in combination with other optional equipment. See your Mitsubishi Motors Dealer for details.



MITSUBISHI
CREATING TOGETHER™

The New Thinking in Automobiles™
