

1974 FORD POLICE CARS AND EMERGENCY VEHICLES



There is a 1974 Ford Vehicle Designed to Suit Virtually all your Police Requirements.

With over seventeen police-oriented models available in its 1974 model line-up, Ford presents a wide selection available for police duty. From city and suburban streets to highway and back-country patrol, Ford covers the field to suit law enforcement agency requirements.

The full-size Ford cars have four outstanding police packages available ranging from the Sentinel Package



Ford Econoline Van



Torino 2-Door Hardtop



Ford Custom 500 4-Door Pillared Hardtop

with the rugged 351 CID 8-cylinder engine to the Police Interceptor Package with its high-performance 460 CID V-8 engine. Police Packages are available on both sedan and station wagon models.

For mid-size police car requirements, the 1974 Ford Torino is ideally suited. This versatile unit is available with six performance-oriented police packages. The thrifty 302 CID 8-cylinder engine Ranger Package starts the line-up while the husky 460 CID V-8 engine in the 460 Interceptor Package completes the offering. The Packages are available on both the 4-Door Pillared Hardtop and 2-Door Hardtop models of the 1974 Torino.

For quick mobility of your police personnel and equipment, Ford presents the ideal units. The 1974 Econoline Van and Club Wagons, available in three models, are ideally suited for equipment hauling and for emergency

units or prisoner transfer when properly equipped. The Club Wagons, present 5-, 8-, and 12-passenger models that offer added versatility to your mobile requirements.

And Bronco can take you to those off-road areas for pursuit or patrol. Bronco is built tough and has exceptional ability to get up and over high obstructions.

Pursuit, emergency, or routine patrol, whatever your needs, you'll find a Ford police vehicle that's built for long-lasting around-the-clock dependability. Review the police packages on the following pages, then contact your Ford Fleet salesman to tailor a package for you.

Ford Police Packages

For 1974, Ford offers commanding performance, security and dependability in a variety of rugged vehicles covering four performance-oriented Police Packages. These extra-duty combinations of special components are available on Ford Custom 500 4-Door Pillared Hardtops, Galaxie 500 4-Door Pillared Hardtops and 2-Door Hardtops, and Station Wagons in the Custom 500 Ranch Wagon and the Galaxie 500 Country Sedan models. Underneath Ford's sculptured look of



Galaxie 500 4-Door Pillared Hardtop

elegance, you'll find a police car that's loaded with the heavy-duty features required for lasting around-the-clock dependability.

Much emphasis has been placed on quiet operation for driver and passenger comfort and control. Tuned engine mounts, vibration and energy-absorbing torque boxes, body-to-frame rubber mounts and weather sealing materials help make the 1974 Fords quiet, smooth and durable. Ford's long 121-inch wheelbase and wide 64.2 inch front and 64.4-inch rear track, smooth out rough roads and provide outstanding ride and handling characteristics, while maintaining the short turning radius and maneuverability essential to effective police patrol. Damageability protection is one of many outstanding features built into every 1974 Ford. The new impact resistant bumper systems provide greater overall impact security and meet the 1974 Federal Government standards. In addition, Ford has a new revised roof structure that has been updated to meet new Federal Government roof crush strength requirements. And Ford has a new three-point safety restraint system with starter interlock that reminds you to buckle up. The system includes inertia reels for more comfortable freedom of movement with shoulder belts.

Up front, there's a power plant available to serve every department's requirements, from the rugged 351 CID 2V V-8 engine to the high-performance Police Interceptor 460 CID 4V V-8. All engines, when adjusted to factory recommended specifications, are designed to operate on regular fuel with an octane rating of at least 91 (Research Method), which can help keep down daily operating costs.

Sentinel Package

The Sentinel Package provides V-8 smoothness with brisk performance, thrifty operating economy and exceptional durability. The Sentinel Package, available on sedans only, is ideally suited to a multitude of duty assignments. The 351 CID 2V engine included in the Sentinel Package features copper-lead alloy bearings,

free turn valves and hydraulic lifters. In addition, the Sentinel Package includes Police Power Front Disc/Rear Flared Drum Brakes which feature heavy-duty lining, large air scoops and a police type booster. The special police booster places the brake pedal higher than on standard passenger cars equipped with power brakes, causing a longer pedal travel. This lessens the temptation to "ride" the brake.

The Sentinel Package includes the following items:

- ☐ Heavy-Duty Automatic Transmission with First Gear "Lock-Out"
- ☐ 70-Ampere Alternator, single two-point drive
- ☐ Extra-Cooling Package (Includes extra-fin density radiator and shrouded flex-blade fan that adjusts automatically to demand)
- ☐ Heavy-Duty Flasher
- ☐ Heavy-Duty 80-Ampere-Hour Battery
- ☐ High Ratio Rear Axle 3.25:1
- ☐ Heavy-Duty 15 x 6.5-Inch Safety Rim Wheels
- ☐ Power Brakes, heavy-duty Police lining (disc front and drum rear)
- ☐ Power Steering with forward mounted oil cooler
- ☐ Police Maximum Handling Package (Includes heavy-duty, high-rate front and rear springs, extra-control 1 3/4-inch shock absorbers, heavy-duty front and rear Police stabilizer bars, rear track bar, lower arm bushings, front upper arm bushings, and front drag strut insulator.)
- ☐ Heavy-Duty Frame
- ☐ Heavy-Duty Front Seat
- ☐ Automatic Parking Brake Release
- ☐ Galaxie 500 Level Sound Package
- ☐ 0-140 MPH Speedometer Calibrated in 2 MPH Increments
- ☐ Single Exhaust System
- ☐ Coolant Recovery System
- ☐ H78 x 15 "Police Special" Tires
- ☐ Transistorized Voltage Regulator.

Guardian Package

The Guardian Package is built around the popular 400 CID 2V V-8 engine. This is a long-stroke engine with square bore and stroke. It fills the requirements for all-around patrol duty, with emphasis on city and suburban cruising. There is ample power and the low-end torque

is exceptionally good, a characteristic of the long-stroke engine.

The 400 CID Engine features Ford's new Solid-State Ignition. Compared to the conventional Ford ignition system, solid-state ignition offers improved starting voltage, reduced maintenance requirements and more precise control of ignition timing. All the special features in the Sentinel Package are included in the Guardian Package.

Cruiser Package

This Package, with its 460 CID 4V V-8 engine, is second only to the Police Interceptor in total performance. It is especially suitable for use in the suburban areas where quick acceleration and maneuverability are essential to patrolling the more open areas. The 460 CID engine also includes Ford's new Solid-State Ignition. In addition to those features shown for the Guardian Package, the Cruiser Package also includes:

□ Extra-Heavy-Duty Police Power Front Disc/Rear Drum Brakes (Includes front air scoops for cooling, heavy-duty front disc pads, heavy-duty rear linings and flared grooved rear drums for better cooling. Designed to pass California Maximum-Duty Requirements.)

Police Interceptor Package

This maximum-duty package is available only on passenger car models and is capable of the ultra-high speed re-

Ford Wagons Provide Additional Utility

All the proven command features initiated by Ford are offered in the 1974 line-up of better idea wagons—wagons for everyday Police duty or emergency runs. Combine the choice of the two "police packages" with an availability of two models—the Custom 500 Ranch Wagon and Galaxie 500 Country Sedan—add standard features such as Ford's 3-way Magic Doorgate and Spare Tire Extractor, and you have a station wagon that will fill the needs of your department. Ford has set the pace for versatile station wagon design, with the 3-way Magic Doorgate which may be opened as a door with window up or down for passengers and emergencies or down as a tailgate for cargo. Fold the second seat with a simple push button release and you have a full 94.6 cubic feet of cargo space that's more than 7½ feet long—even with the tailgate closed. And, the extra-long clear floor area allows rapid conversion to emergency stretcher use. A concealed and lockable area beneath the load floor adds another 9.1 cubic feet of storage space.

The load floors are textured steel covered with a scuff-resistant vinyl base paint. Ford's long 121-inch wheelbase and 222.5-inch overall length coupled with a wide 64.2-inch front and 64.4-inch rear track and road hugging suspension are designed to give a remarkable degree of riding comfort and command in handling. All police package station wagons feature rugged heavy-duty com-



Galaxie 500 Country Sedan Station Wagon

quired for highway and freeway pursuit. The Police Interceptor Special 460 CID 4V V-8 engine includes a specially balanced crankshaft, balanced at higher rpm than regular engines, heavy-duty bearings, hardened exhaust valve seats and forged-aluminum pistons, heavy-duty oil pump and an electric fuel pump.

Attention has also been paid to durability throughout the construction of this engine. Maximum performance has been amply provided for through the use of a high-lift cam, high-performance valve springs, high-capacity carburetor, plus free-breathing manifold and dual exhaust. In addition to the features shown for the Cruiser, the Interceptor Package also includes:

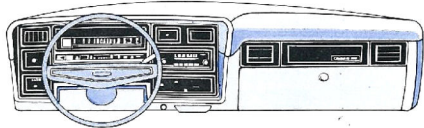
□ 90-Amp. Alternator □ Special Interceptor Heavy-Duty Automatic Transmission with First Gear Lock-Out □ Electric Fuel Pump □ Engine Oil Cooler □ Dual Exhaust System □ 300:1 Axle Ratio □ J78 x 15 "Police Special" Tires

NOTE: Interceptor 460 Package is not available in California.

ponents designed to meet the challenge of grueling every day usage. Heavy-duty J78 x 15 BSW Nylon High Performance Tires on heavy-duty 6.5-inch safety rim wheels are standard; Ford Station Wagons include a single exhaust system with stainless and aluminized steel muffler and are available with a wide selection of options which allow you to select a Ford Wagon to meet your department's requirements and specifications.

Ford Wagon roominess, dependability, stability, safety and comfort make Ford Wagons ideal for Police ambulance conversion. Ford Wagon design and engineering features provide the basis for easy provision of the safety and comfort features so important to expeditious handling of emergency victims. A full 34 square feet of flat floor area behind the front seat provides more than ample room for stretchers and important emergency equipment. Ford Police Ambulance Conversion units are available in either County Sedan or Custom 500 Ranch Wagon 6-passenger models with the Guardian or Cruiser Police Packages as well as Econoline Vans. Contact your Ford salesman for complete details on specifying ambulance units to fit your particular requirements.

Standard Features Inside and Out Give You Extra Value with Ford Better Ideas

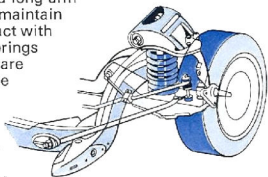


Instrument Panel

Ford's instrument panel with its swept away design provides convenience for the driver and added roominess for front seat passengers. All instrumentation and controls are arranged directly before the driver for easy viewing and reach. An inside hood release provides extra convenience and an additional anti-theft measure. The release handle is below the left side of the instrument panel. Pulling the handle partially opens the hood, permitting access to an outside safety latch. Power Ventilation registers mounted in the instrument panel continuously circulate fresh air with all the windows closed.

Suspension

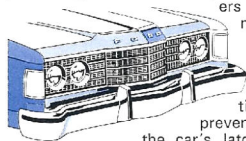
Ford's independent front suspension uses a short- and long-arm front suspension to maintain a non-scrubbing contact with the road surface. Springs and shock absorbers are calibrated to match the weight/ride requirements of each application, depending on the car model, engine and optional equipment. Rubber bushings reduce vibration and noise, and a stabilizer bar helps reduce excessive lean when cornering.



The coil spring type rear suspension includes a track bar between the axle housing and the frame. Like the front suspension, this system features rubber bushings at all pivot points to help eliminate noise and vibration. Longitudinal arms above and below the axle absorb braking and acceleration forces, coil springs, staggered shock absorbers improve control, and a repositioned track bar to help improve directional stability.

Damageability Protection

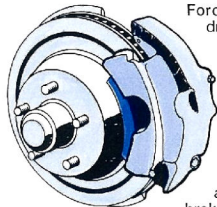
Ford's complete new impact resistant bumper system provides greater overall impact security. The new bumpers meet Federal requirements for impact levels of up to 5 MPH frontal and up to 5 MPH rear impact protection straight into a flat, vertical fixed barrier without preventing normal operation of the car's latching, fuel, cooling and exhaust systems or of the propulsion, suspension, steering and braking systems. In addition,



the new bumpers comply with the 3 MPH corner impact requirements.

Additional protection is available with the Deluxe Bumper Group, Vinyl Insert Body Side Moldings and the Protection Group options. (See options availability page.)

Power Brakes



Ford's power front disc/rear drum brakes help provide sure stops. Disc brakes offer several advantages. They are designed to resist fade and help eliminate braking pulls. Both front and rear brakes incorporate self-adjusters, which maintain proper adjustment. Self-adjustment is accomplished on the rear brakes, if needed, when the brake is applied while the car is moving in reverse. On the front disc brakes, the brake pads are automatically retained in position.

Solid State Ignition

The 400 and 460 CID eight-cylinder (and 351 CID in California) engines include a newly developed Ford Motor Company solid-state ignition system as standard equipment. The new system offers significant advantages over the conventional ignition system by doing away with breaker points and condenser and by providing stronger spark for better starting. Except for routine spark plug service, Solid-State Ignition is virtually maintenance-free during normal use. It provides stronger spark for better starting performance, and longer spark plug life than the conventional system. Hydrocarbon emissions are reduced as a result of improved starting performance.

Automatic Transmission

Ford's versatile automatic transmission provides smooth, even, quiet shifting. The transmission includes a first-gear lock-out feature which is designed to eliminate the possibility of holding the transmission in first gear, as is possible with the regular Cruise-O-Matic transmission. The transmission may be held manually in second gear. When placed in the "Drive" position, the transmission provides fully automatic three-speed operation.



Economy and Durability

The 1974 Ford includes rugged chassis and power train components designed to keep them on the road with as little maintenance as possible. Inside it's built for all around comfort, convenience, and safety to reduce driver fatigue. Features such as 36,000 miles between chassis suspension and steering lubrication, self-adjusting brakes, aluminum muffler, and zinc coated underbody parts, plus many lube-for-life features that require no lubrication for the life of the car, provide the durability, economy of operation and stamina that make Ford an outstanding police unit.

Ford Better Idea Options

Regular Production Options

In addition to the many standard features included on 1974 Ford Police cars, many Regular Production Options are available to allow individual units to be tailored to meet your requirements. The following options are designed to work well with Police Package components on the Custom 500 and Galaxie 500 models:

Appearance/Protection Options

☐ Bumper Guards, Front and/or Rear ☐ Deluxe Bumper Group ☐ "Rim-Blow" Deluxe 3-Spoke Steering Wheel ☐ Vinyl Inset Bodyside Moldings ☐ Rocker Panel Moldings ☐ Vinyl Trim (Same as Custom 500, all-vinyl option) (No cost option) ☐ Protection Group (Includes door-edge guards, front and rear floor mats with carpet inserts, spare tire lock, license plate frames, lockable hood release and gas cap) ☐ Anti-Theft Alarm System.

Audio Equipment Options

☐ Radio—AM ☐ Radio—AM/FM Stereo (Includes two front door mounted speakers and two rear seat speakers.) ☐ Rear Seat Speakers—Dual.

Heavy-Duty and Special Equipment Options

☐ "Traction-Lok" Differential Axle

Comfort/Convenience Options

☐ Select-Aire Air Conditioner with Automatic or Manual Temperature Control ☐ Automatic Seat Back Release (Available on 2-door models only.) ☐ Lockable side storage compartment and carpeted cargo area (Wagons only.) ☐ Fingertip Speed Control (Guardian and Cruiser only) ☐ Defogger—Rear Window ☐ Defroster Electric Rear Window includes Tinted Blacklite (N.A. on Interceptor) ☐ Color-keyed Deluxe Seat and Shoulder Belts ☐ Glass-Tinted, complete ☐ Dual Facing Rear Seats (Station wagons only) ☐ Deluxe Luggage Rack (Available on station wagon models only) ☐ Mirror—Outside Left-Hand Remote-Control ☐ Tailgate Window Washer (Available on station wagon models only) ☐ Tilt Steering Wheel ☐ Convenience Group (Includes outside left-hand and right-hand remote-control mirrors, electric trunk lid release (except station wagons), electric power tailgate lock (station wagons only), interval windshield wipers, vanity visor mirror, and auxiliary ash tray in right front armrest.) ☐ Light Group (Includes parking brake warning light, "lights on" warning buzzer, instrument panel courtesy lights, dual spot map light, trunk light, cargo light on station

wagons, glove compartment light, rear-door courtesy light switches on 4-door models, and engine compartment light.)

Power Assist Options

☐ Electric Power Door Locks (Includes electric power tailgate lock on station wagons) ☐ Power Seats, Six Way ☐ Power Side Windows (Includes lockout switch so only the driver can operate the windows)

Limited Production Options

The following options are not scheduled as part of regular production for the full-size Ford car and station wagon line, however, they are available on a limited production basis and are valuable to many police fleets. Limited production options available include: ☐ Heavy-Duty Floor Mats—Front and Rear ☐ Single Key Locking System ☐ Tinted Windshield ☐ J78 x 15 BSW Nylon High-Performance Tires (Standard on Interceptor and 6-passenger Station Wagons) ☐ HR78 and JR78 x 15 BSW Steel-Belted Tires ☐ LR78 x 15 BSW Steel-Belted Tires on Interceptor (Included on Station Wagons with DFRS) ☐ 90-Ampere Alternator ☐ Heavy-Duty Automatic Transmission with First Gear Lock-Out delete. The First Gear Lock-Out feature is designed to eliminate the possibility of manually holding the transmission in first gear, as is possible with the regular Cruise-O-Matic transmission. The transmission may be held manually in second gear. When placed in the "Drive" position, the transmission has fully automatic, three-speed operation. ☐ Power Front Disc Brakes, Extra Heavy-Duty (Standard with Cruiser and Interceptor.) ☐ Power Front Disc Brakes, Organic Linings (Available with Cruiser and Interceptor)

Dealer-Installed Accessories

In addition to the factory-installed options available to police fleets, your Ford dealership offers a wide range of dealer-installed accessories. Some of the accessories available are: ☐ Compass ☐ Fire Extinguishers ☐ Spot Light ☐ Wheel Splash Guards

Domestic Special Orders

Versatility is the key word when it comes to special purpose applications. Ford's Special Order Department has developed a wide variety of equipment packages to fit the specialized needs of fleets. In addition to the "on-the-shelf" packages, the Special Order Department also engineers many one-of-a-kind equipment packages for small and large fleets. Vehicles are delivered from the factory with all modifications and equipment ready for dealer preparation and immediate use. The range of options available as DSO is so large that it is impossible to print an entire or exact list. Ask your fleet salesman for assistance in determining availability of an item.

FORD POLICE PACKAGE-POWER TEAM DATA

| FEATURE | SENTINEL** | GUARDIAN | CRUISER | INTERCEPTOR** |
|-------------------------|---------------|---------------|---------------|-------------------------|
| Engine | 351 2V V-8 | 400 2V V-8 | 460 4V V-8 | 460 4V V-8 ¹ |
| Displacement (cu. in.) | 351 | 400 | 460 | 460 |
| Horsepower @ rpm | | | | |
| Torque (lbs. ft.) @ rpm | | | | |
| Compression Ratio | | | | |
| Alternator | 70-Amp | 70-Amp | 70-Amp | 90-Amp |
| Transmission | HD* Automatic | HD* Automatic | HD* Automatic | HD* Automatic |
| Battery (amp. hr.) | 80 | 80 | 80 | 80 |
| Rear Axle Ratio | 3.25:1 (a) | 3.25:1 (a) | 3.25:1 (a) | 3.00:1 |

*Automatic Transmission with first gear lock-out delete available as an option. See LPO Options.

**Not available on Station Wagons. ¹N.A. in California.

NOTE: Engine compression ratios, horsepower and torque data to be furnished at a later date.

(a) 3:00 Standard California

Torino Police Packages...

The Mid-Size Car with the Full-Size Punch

Torino's long history of leadership in competitive performance—under tortuous high speeds, continuous operation, hard cornering and rapid acceleration has demonstrated its remarkable ability and dependability for meeting stringent Police requirements. The 1974 Torino continues in that tradition with additional improvements to benefit municipal police fleets.



Torino 4-Door Pillared Hardtop

Torino's rugged body/frame construction, and its specially designed heavy-duty features so necessary to police vehicles, help Torino overcome the difficult challenge of around the clock use. A body securely mounted on a torque-box perimeter type frame, independent front suspension, and rubber cushioned heavy-duty springs with heavy-duty shock absorbers, plus a long wheelbase and wide front and rear tracks help give Torino the secure, responsive maneuverability that is essential in police patrol.

Comfort and convenience is another important aspect of Torino's quality construction. Insulation, sound proofing and rubber body and engine mounts work together to reduce road noise from the passenger compartment. Heavy duty contour molded foam rubber cushion front and rear seats, with wrinkle-resistant padding provide seating comfort. And the driver oriented instrument panel is designed specifically for easy viewing of instrumentation in addition to providing sufficient room up front for added front-seat passenger convenience.

Additional improvements for Torino have been made in protection and safety. The new energy absorbing bumper systems provide greater overall impact security and meet the 1974 Federal Government impact absorbing standards. In addition, Torino has a new, revised roof structure that has been updated to meet new Federal Government roof crush strength requirements. And Torino has Ford's new three-point safety restraint system with starter interlock that reminds you to buckle up.

The Torino 2-Door Hardtop and 4-Door Pillared Hardtop are offered to law enforcement agencies with six engine packages to match most performance needs.

Ranger Package

The Torino Ranger is an outstanding value for general city and suburban patrol or utility duty. It includes the rugged 302 CID 2v V-8 engine plus:

- ☐ Automatic Transmission with First Gear Lockout ☐ Heavy-Duty 9", Four Pinion Rear Axle ☐ Rear Axle Ratio 3.00 to 1 ☐ Single Exhaust System with Aluminized

- Muffler ☐ Power Front Disc/Rear 11-inch Flared Drum Brakes with Heavy-Duty Anti-Fading Lining, and Police-Type Booster ☐ Heavy-Duty Frame ☐ Heavy-Duty Suspension with rear stabilizer bar ☐ Maximum Cooling Package ☐ Coolant Recovery System ☐ 70-Ampere Alternator ☐ Heavy-Duty 77-Ampere Hour Battery ☐ Vinyl Interior Trim (H.D. front seat) ☐ Gran Torino Sound Package ☐ 0-140 Speedometer Calibrated in 2 mph Increments ☐ G78 x 15 BSW Bias-Ply Belted Tires ☐ Heavy-Duty 15-inch wheels with 6.5-inch Safety Rims ☐ Parking Brake Warning Light ☐ Transistorized Voltage Regulator ☐ Note: Ranger Package not available in California.

Pacer Package

The Torino Pacer offers brisk V-8 performance with its 351 CID 2v engine. In addition to those features shown for the Ranger, the Pacer Package also includes:

- ☐ H78 x 15 BSW Bias-Ply Belted Tires ☐ High Ratio Rear Axle 3.25:1 (3.00:1 in California) ☐ Power Steering with Oil Cooler.

The 400 Police Package

The Torino 400 Police Package offers excellent low-end acceleration, provided by a 400 CID 2v V-8 engine that features plated copper-lead alloy bearings, free turn valves, free flowing manifold, and generous sized played valves. The 400 CID engine also features Ford's new solid-state ignition that provides a stronger spark for better starting and less hydrocarbon emissions. In addition to the features included in the Pacer Package, the 400 Package includes ☐ H78 x 15 BSW "Police Special" Tires.

Trooper Package

The Trooper Package is built around the popular 351 CID 4v V-8 engine. It fills the need for all around patrol duty both city and suburban where maneuverability and high speed is required. The Torino Trooper features the same high quality components as in the Ranger Pacer and 400

Police Package (except solid-state ignition) plus: ☐ Dual Exhaust System ☐ Heavy-Duty Power Front Disc/Rear Drum Brakes with High-Performance Semi-Metallic Linings, 11-Inch Rear Drums (California Package). NOTE: Trooper Package is not available in California.

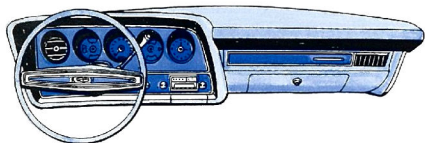
The 460 Police Package

The 460 Police Package features the same powerful 460 4v V-8 used in the Ford Cruiser. This engine features Ford's new Solid-State Electronic Ignition that provides stronger spark for better starting and reduced hydrocarbon emissions. Also the engine, as with all Ford engines, is designed to operate on regular fuel with an octane rating of at least 91 when the engine is adjusted to factory-recommended specifications. All the special features of the Trooper Package are included in this package.

The Interceptor 460 Package

The Torino Police Interceptor 460 Package features the special police 460 CID 4v V-8 engine. This engine is designed for the maximum requirements of highway and expressway patrol duty and features a heavy-duty specially balanced crankshaft coupled with special connecting rods and forged aluminum pistons. Maximum performance is amply provided for through the use of a high lift valve train, large capacity carburetor and free breathing manifold. The 460 CID engine also features Ford's new solid-state ignition. In addition to the features of the Package, the Interceptor 460 includes: ☐ Electric Fuel Pump ☐ Engine Oil Cooler ☐ 90-Amp Alternator ☐ Police Special Automatic Transmission with First Gear Lockout. NOTE: Interceptor 460 Package is not available in California.

1974 Torino Police Standard Equipment

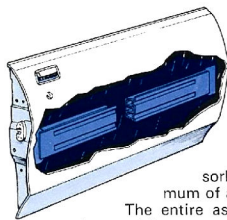



Instrument Panel

Torino's instrument panel with its sweep away design provides convenience for the driver and added roominess for the front seat passenger. All instrumentation and controls are arranged directly before the driver for easy viewing and reach. An inside hood release provides extra convenience and an additional anti-theft measure. The release handle is below the left side of the instrument panel. Pulling the handle partially opens the hood, permitting access to an outside safety latch. DirectAir® Ventilation, registers mounted in the instrument panel, standard on all Police models, continuously circulates fresh air with all the windows closed.

Damageability Protection

Torino's complete new energy absorbing bumper system provides greater overall impact security. The new bumpers meet Federal requirements for impact levels of up to 5 MPH frontal and up to 5 MPH rear impact protection straight into a flat, vertical fixed barrier without preventing normal operation of the car's latching, fuel, cooling and exhaust systems or of the propulsion, suspension, steering and braking systems. In addition, the new bumpers comply with the 3 MPH corner impact requirements. Additional protection is available with the Deluxe Bumper Group and Body Side Moldings with Vinyl insert.



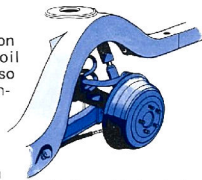
with strong door hinges and latches to help provide better distribution of forces for greater protection in the event of side impact. The steel "Guard Rail" side impact system is designed to provide maximum strength and impact absorbing qualities with a minimum of additional weight.

The entire assembly is attached to the door end flanges and located directly inside the outer door panel.

In the event of a side impact collision, the "Guard Rail" becomes a load carrying member of the side structure system designed to resist passenger compartment penetration, and whenever possible, to cause vehicles to be deflected from each other.

Suspension

Torino's heavy-duty suspension uses computer selected coil springs at all four corners so that the ride is not only controlled but comfortable and smooth. The front suspension is a short and long arm type with the coil springs mounted to the lower arm and features 36,000 mile lube, ball joints. Torino's four-link "stabul" rear suspension provides stability of the car in either loaded or unloaded conditions. Four longitudinal arms control the position of the rear axle assembly. This arrangement gives the car strong directional stability and resistance to side-to-side body shake.



Economy and Durability

The 1974 Torino includes rugged chassis and power train components designed to keep them on the road with as little maintenance as possible. Inside it's built for all around comfort, convenience, and safety to reduce driver fatigue. Features such as 36,000 miles between chassis suspension and steering lubrication, self-adjusting brakes, 3,000-mile oil change, and aluminized mufflers with stainless steel components to resist corrosion, plus many lube-for-life features that require no lubrication for the life of the car, provide the durability, economy of operation and stamina that make Torino an outstanding police unit.

Steel Guard Rails

Ford's Steel "Guard Rail" side impact protection is standard on Torino. The rugged steel "Guard Rail" combines

Torino Police Car Better Idea Options

Regular Production Options

In addition to the many standard features included on 1974 Torino cars, many options are available in order that you may tailor your units to meet your individual requirements.

Appearance/Protection Options

☐ Protection Group—Includes front color-keyed floor mats, door edge guards, spare tire lock, locking gas cap and bright license plate frames ☐ Accent Group—Includes dual accent bodyside paint stripes and full wheelip moldings ☐ Vinyl Insert Body Side Molding—Includes black vinyl insert ☐ Deluxe Bumper Group—Includes front and rear bumper guards with rubber insert and full width horizontal rub strips on bumpers ☐ Anti-theft Alarm System—Includes alarm, lockable inside hood release and spare tire lock ☐ Deluxe Color-Keyed Seat and Shoulder Belts.

Audio Equipment

☐ AM Radio ☐ AM/FM Radio

Comfort/Convenience Options

☐ Select-Aire Air Conditioning—Tinted glass complete recommended (requires power steering at extra cost) ☐ Tinted Glass, Complete—Recommended with air conditioner ☐ Electric Rear Window Defroster ☐ Convenience Group—Includes left and right hand remote control outside mirrors, interval concealed windshield wipers, and a visor vanity mirror ☐ Light Group—Includes instrument panel courtesy lights, glove box light, ash tray light, rear courtesy light switches, trunk area light, dome/map light, lights-on warning buzzer, illuminated headlamp switch ☐ Outside Left-Hand Chrome Remote Control Mirrors ☐ Electric Clock ☐ Wheel Covers.

Power Assist Options

☐ Power Steering with Front-Mounted Oil Cooler (Standard on Pacer, Trooper, 400, 460 and 460 P.I.) ☐ Power Seat—6 way.

Limited Production Options

The following options are not scheduled as part of regular production for the full-size Ford car and station wagon line, however, they are available on a limited production basis and are valuable to many police fleets. Limited production options available include: ☐ Tinted windshield Only ☐ Single Key Locking System ☐ Automatic Transmission with First Gear "Lock-Out" *delete*. The First Gear "Lock-Out" feature eliminates the possibility of manually holding the transmission in first gear, as with the Select-Shift Cruise-O-Matic Transmission. The transmission may be held manually in second gear. When placed in the "Drive" position, the transmission has fully automatic, 3-speed operation. ☐ Tires—G78 x 15 BSW "Police Special"—on Ranger ☐ H78 x 15 BSW "Police Special"—on Pacer ☐ HR78 x 15 BSW Steel-Belted Radial Ply Tires on Pacer, Trooper, 400, 460, 460PI. ☐ Heavy-Duty Rear Seat ☐ Heavy-Duty Black Rubber Floor Mats ☐ 90-amp Alternator Option on Ranger, Pacer, Trooper, 400 and 460 (Standard on Interceptor 460). ☐ Special Heavy-Duty Front Disc Brakes (California Brake Package). (Standard on Trooper, 460 and Interceptor). (Available only on 400 Police Package).

Dealer Installed Accessories

In addition to the factory installed options available to fleets, your dealer offers a wide range of accessories which he can install after your units are delivered. Some of the accessories available are: ☐ Compass ☐ Fire Extinguisher ☐ Wheel Splash Guards ☐ Electric Trunk Lid Release.

Domestic Special Orders

Versatility is the key word when it comes to special purpose applications. Ford's Special Order Department has developed a wide variety of equipment packages to fit specialized needs of fleets. In addition to "on-the-shelf" packages, the Special Order Department also engineers many one-of-a-kind equipment packages for small and large fleets. Vehicles are delivered from the factory with all modification and equipment ready for dealer preparation and immediate use.

TORINO POLICE PACKAGES—POWER TEAM DATA

| FEATURE | Ranger | Pacer | Trooper | 400 Police | 460 Police | 460 Interceptor |
|-------------------------------|-------------------|-------------------|-------------------|-------------------|-------------------|-------------------|
| Engine | 302 2V V-8** | 351 2V V-8 | 351 4V V-8** | 400 2V V-8 | 460 4V V-8 | 460 4V V-8** |
| Displacement (cu. in.) | 302 | 351 | 351 | 400 | 460 | 460 |
| Horsepower @ rpm | | | | | | |
| Torque (lbs. ft.) @ rpm | | | | | | |
| Compression Ratio | | | | | | |
| Alternator | 70-Amp. | 70-Amp. | 70-Amp. | 70-Amp. | 70-Amp. | 90-Amp. |
| Transmission | HD* Auto-matic | HD* Auto-matic | HD* Auto-matic | HD* Auto-matic | HD* Auto-matic | HD* Auto-matic |
| Battery (amp-hr.) | 77 | 77 | 77 | 77 | 77 | 77 |
| Rear Axle Ratio | 3.00 | 3.25 (a) | 3.25 | 3.25 (a) | 3.25 (a) | 3.00 |

*Heavy-Duty Automatic Transmission with first gear lock-out *delete* available as an option. See LPO Options.

**NA in California

(a) 3.00 Standard California

NOTE: Engine compression ratios, horsepower and torque data to be furnished at a later date.

Econolines, Club Wagons and Broncos Give Added Dimension to your Police Operation.



Ford Econoline Van

Econoline

When it comes to reliability, utility, versatility, and durability, Ford has the right vehicle for Police assignments. Econoline presents a wide selection of quality built vans designed to adapt to the needs of the dynamic police department. The 1974 Econoline Vans are offered in three models, E-100, E-200 and E-300, each with a choice of gliding or swing-open side cargo doors—both doors are no cost options.

Econoline Vans give you plenty of clear load floor area because the engine is up front so it's out of the cargo area. But not so far forward that it overextends vehicle length or interferes with maneuverability. And there is a choice of two body lengths in many payload capacities. The regular Van with a wheelbase of 105.5-inches and the SuperVan with its 123.5-inch wheelbase have payload capacities ranging from 960 to 4250-lbs.

Front and rear tread widths of over 5½ feet and wide track axles provide exceptional road stability. And, because of Econoline's wide front track, the driver can maneuver quickly and easily in heavy traffic or on the open highway.

Econolines are available in three body styles . . . the Cargo Van, the Display Van, and the Window Van. Cargo Vans have solid side and rear doors and panels and are ideally suited for maximum cargo security or transporting prisoners when specially equipped. Display Vans have windows in the right side and rear door panels. They are well suited for conversion to field emergency units to carry stretchers. The Window Van features windows all around and may be used in a variety of police applications. Econoline also offers a Parcel Delivery Van which provides plenty of interior space for cargo or for the transferring of prisoners when specially equipped. Available on the E-300, parcel type bodies are available in 10 or 12-ft. lengths with 6 ft. high interiors.

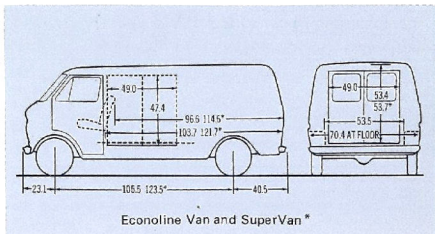
Other outstanding Econoline features include the famous Ford Twin-I-Beam front suspension system which provides durability and ruggedness along with a high

quality ride through the use of double-acting shock absorbers and coil spring suspension. This suspension system is designed to provide easy steering on turns, good stability on the highway, and low maintenance costs.

For power, Econoline includes the dependable, economical 240 CID six cylinder engine. For more power, there is a 300 CID six cylinder engine (required in California, standard on E-300) which includes Ford's new solid-state ignition and is available on the E-100 and E-200 models. A husky 302 CID V-8 engine is also available as an option.

Many factory-installed options are available for your Econoline Vans. Some of those best suited for police operations are: ☐ Alternator—Heavy-Duty Rating ☐ Battery—Heavy-Duty Rating ☐ Power Steering ☐ High Output Heater and Defroster ☐ Power Brakes ☐ Heavy-Duty Shock Absorbers ☐ Suspension Components—Heavy-Duty ☐ Transmission—3-Speed SelectShift Cruise-O-Matic ☐ Tires and Wheels—Oversize and Heavy-Duty Rating ☐ Cab and Miscellaneous Equipment—(see your Ford Dealer for additional information).

No matter what your police department needs, transporting personnel, equipment, prisoners, or ambulance and rescue operation, turn to Ford Econoline to meet your requirements.





Ford Club Wagon

Club Wagons

Look into dependable Ford Club Wagons to satisfy your needs for a vehicle to transport personnel and equipment.

This versatile vehicle offers spacious seating and equipment capacity in a great variety of plans to match your requirements. You can choose seating arrangements for 5, 8, or 12 passengers with the capacity to carry people and equipment loads of up to 3310 pounds.

The 5 and 8-passenger models are available on either the 105.5 or 123.5-inch wheelbase while the 12-passenger model is available only on the 123.5-inch wheelbase. All rear seats can be removed with hand tools to convert the Club Wagon to a two passenger vehicle with maximum load space.

Ford Club Wagons have a large, smooth gliding side door for quick entry and exit of personnel. The door requires only one-hand operation. A weather-protected inside step permits easy, low-step entry. The center-guide design provides a unique three-point system that guides and supports on three separate tracks. Conventional hinged double doors with retracting step are available.

The Club Wagons also include famous Ford features such as Twin-I-Beam suspension, single-unit body-frame construction; double acting shock absorbers and coil spring suspension. The Club Wagon comes equipped with a 240 CID six cylinder engine standard with a 300 CID six (required in California) and a sturdy 302 CID V-8 engine offered as optional equipment. See your Ford salesman about the variety of options that you can add to your Club Wagon to customize it to your needs.

Bronco

Bronco meets the demand for a tough and reliable vehicle. A vehicle well designed for either quick-duty urban service, wilderness or recreation area assignments. Mono-Beam front suspension and wide 57.4-inch track provides extra road and trail-hugging stability while a 37° turn angle lets the Bronco turn in a small 33.6 foot circle for outstanding maneuverability. Bronco offers a sturdy 4300 lb. GVW rating as standard with ratings of 4450, 4500 and 4900 lbs. as optional GVW packages. Each GVW package contains all the necessary suspension components and tires to provide optimum dependability and durability.

Bronco is equipped with the 200 CID six cylinder engine as standard with the 302 CID V-8 engine (required in California) optional. A fully-synchronized (in all forward gears only) 3-speed manual transmission and a constant-mesh transfer case provide smooth, four-wheel drive operation. Free running front hubs and bias belted E78 x 15B tires are standard features of the 1974 Bronco. Add useful options such as Cruise-O-Matic transmission and power steering for added convenience. See your Ford salesman for a complete listing of Bronco options. Some of those options that can be ordered are: ☐ Alternator—Heavy-Duty 55 Amp. Rating ☐ Battery—Heavy-Duty 70 Amp. Rating ☐ Extra Cooling Equipment ☐ Auxiliary Fuel Tank ☐ Limited Slip Front Axle and Traction Lock Rear Axle ☐ Skid Plates ☐ Radio—Manual, AM ☐ Convenience Group—includes Cigarette Lighter, Horn Ring, 10" Day/Night Mirror and Map Light ☐ Mud and Snow Tires ☐ Outside Swing-Away Spare Tire Carrier ☐ Rear Bench Seat

1974 Ford Police Car Specifications

Engines

Police Interceptor V-8 460 cubic inch displacement; 4.36" bore x 3.85" stroke; 4-barrel carburetor with automatic choke; plated copper-lead main and connecting rod bearings; 7-quart oil capacity (including filter). Special features include high lift camshaft, large 2.20 diameter intake and 1.73 diameter exhaust valves, heavy-duty valve train components, forged aluminum pistons, water/oil engine cooler, solid state ignition, dual exhaust plus hi-speed and long life features.

400 CID 2V V-8 4.00" bore x 4.00" stroke; 2-barrel carburetor with automatic choke; free turn valves; precision molded crankshaft; plated copper-lead main and connecting rod bearings; 5-quart oil capacity (including filter); solid-state ignition, and single exhaust.

351 V-8 4.00" bore x 3.50" stroke; large capacity 4300-D carburetor; special intake manifold; special valve springs with dampers; modified camshaft; four bolt main bearing caps; 5-quart oil capacity (including oil filter); and 2 1/4" diameter dual exhaust outlets.

351 2V V-8 4.00" bore x 3.50" stroke; 2-barrel carburetor with automatic choke; exhaust valve rotators; chrome valve stem tips and hydraulic lifters; precision molded crankshaft; 5-quart oil capacity (including filter); and single exhaust.

302 2V V-8 4.00" bore x 3.00" stroke; 2-barrel carburetor with automatic choke; free-turn valves; precision ball molded crankshaft; plated copper-lead alloy main bearings; hydraulic valve lifters; 5-quart oil capacity (including filter); and single exhaust.

Transmissions

Heavy-Duty SelectShift Cruise-O-Matic with first gear lockout is standard on all Ford and Torino Police Packages (The first gear lockout can be deleted as an option). Tailored to various engines, axle ratios, and load capacities, each transmission provides a matched power team for every package. The automatic transmission with a first gear lockout feature eliminates the possibility of manually holding the transmission in first gear, as is possible with the delete option. The transmission may be held manually in second gear. When placed in the "Drive" position, the transmission has fully automatic three-speed operation.

Rear Axle

Ford and Torino Police Packages include Heavy-Duty Axles of the semi-floating type with deep-offset hypoid gears and straddle-mounted drive pinion.

Electrical

The Ford and Torino electrical system is 12-volt with a 70-ampere alternator (90-amp on Ford Interceptor and Torino Interceptor 460). Ford Police Packages have an 80-ampere/hour heavy-duty battery and Torino Police Packages include a 77-ampere/hour battery. A new solid-state ignition is included with the 400 and 460 CID engines (and the 351 CID engine in California). Compared to the conventional Ford ignition system, solid-state ignition offers improved starting voltage, reduced maintenance requirements and more precise control of ignition timing.

Suspension

FRONT: 64.2-inch tread (Ford) and 63.4-inch tread (Torino). Both Ford and Torino feature independent ball-joint upper and lower arm suspension with drag strut stabilized lower arm anchored in anti-harsh compliant rubber bushings; ball joints packed with 36,000-mile lubricant retained by full-life seals; rubber bushed stabilizer bar helps control sway on turns; tapered wheel bearings with 30,000-mile check interval (repack as required); and specially calibrated shock absorbers with all-weather fluid for excellent year-round control.

REAR: Wide 64.4-inch tread (Ford) and 63.5-inch tread (Torino). Ford police cars feature a three-link coil spring system with long and short control link arrangement designed to help limit dive and squat tendencies in braking and acceleration. Also included is: lateral rubber-bushed track bar, sea-leg-mounted shock absorbers with all weather fluid. Torino's "Stabul" rear suspension includes four longitudinal control arms to help absorb braking and accelerating forces. Lower arms are played inward from their frame attachment and the short upper arms are played outward, controlling side-to-side movement of the axle. Coil springs ride in rubber

insulated caps and shock absorbers are mounted at an angle for a smooth, flat ride and have all-weather fluid.

In addition to these standard suspension features, Ford and Torino Police Packages include heavy-duty coil springs and shock absorbers, front and rear stabilizer bars, heavy-duty rear track bar (Ford only), heavy-duty front wheel spindles and lower arm bushings.

Steering

Power steering, including front mounted oil cooler, is standard on all Ford Police Packages and on the Torino Pacer, Trooper, 400, 460, and Interceptor 460. An integral control valve and the steering gear design provide instant response to wheel movement. The precision-control, recirculating-ball type steering gear has anti-friction bearings throughout. A built-in low restriction control valve allows the wheels to return to center position after making a turn and a torsion bar element in the steering shaft provides driver "feel" of the road. Tie rod and pitman arm pivots are packed with 36,000-mile lubricant retained by full-life seals. Ford's overall power steering ratio 22.2:1. Torino's overall power steering ratio is 21.8:1.

Brakes

A dual hydraulic system with dual master cylinders provides an independent brake system to front and rear wheels. Police Extra-Heavy-Duty California Package power front disc/heavy-duty rear flared drum brakes are included in the Ford Cruiser and Interceptor, the Torino Trooper, 460 and Interceptor Police Packages and LPO in other Ford and Torino Police Packages. Police power front disc/heavy-duty rear drum brakes with heavy-duty organic lining are standard in the Ford Guardian and Sentinel, and the Torino Ranger, Pacer and 400 packages. A foot-operated parking brake with hand release is located under the instrument panel on Torino models. Ford police cars feature an automatic parking brake release.

Dimensions

FORD (4-Door Pillared Hardtops)—overall length 222.5"; width 79.5"; height 54.9"; wheelbase 121"; tread 64.2" front; 64.4" rear; fuel 22.0 gallons (21.0 on wagons), approx.; trunk luggage volume 19.0 cubic feet; wagon cargo volume 94.6 cubic feet plus 9.1 cubic feet of lockable underfloor storage (5.4 with optional DFRS).

TORINO (4-Door Pillared Hardtops)—overall length 215.4"; width 79.3"; height 53.5"; wheelbase 118"; tread 63.4" front; 63.5" rear; fuel 22.5 gallons, approx.; trunk luggage volume 16.5 cubic feet.

1974 FORD MOTOR COMPANY LIFE GUARD SAFETY FEATURES

Each of the following items are included as standard equipment on the 1974 Ford and Torino Police Packages: □ Safety-designed front end structure □ Safety-designed roof structure □ Steel guard rails in side doors □ Double-yoke safety door latches and safety hinges □ Impact resistant front and rear bumper systems □ Safety rim wheels and load-rated tires □ Dual hydraulic brake system with warning light □ Corrosion-resistant brake lines □ Integral lap and shoulder belt retractors and starter interlock for front outboard occupants □ Positive reminder warning light and buzzer for all rear seat belts □ Lap belts with mini buckles □ Safety harness and all rear seating positions with retractors for rear outboard occupants □ Energy-absorbing steering column and steering wheel □ Energy-absorbing armrests and safety-designed door handles □ Energy-absorbing instrument panel with padding for right and center front passenger □ Padded sun visors □ Energy-absorbing front seat back tops with padding □ Self-locking front seat backs on two-door cars □ Safety designed rear seat backrests □ Safety harness and control knobs and pushbuttons (on all cars equipped with radios) □ Head restraints or high back seats for front outboard occupants □ Safety glove-box latch □ Inside yield-away rearview mirror □ Impact-absorbing laminated safety glass windshield □ Turn indicators with lane-changing signal feature □ Hazard warning flasher □ Backup lights □ Side marker lights □ Parking lights coupled with head lamps □ Two speed windshield wiper arms □ Windshield wipers □ Outside rear-view mirror, driver's side □ Glare reducing instrument panel padding, windshield wiper arms, steering wheel hub, rear-view mirror/mirror mounting and windshield pillars □ Locking steering column with warning buzzer □ Non-reversing odometer.

Illustrations and information presented were correct when approved for printing. Ford Division reserves the right to discontinue or change at any time. Specifications or design without incurring obligations. Some features shown or described are optional at extra cost. Most options are offered on all models. Some options are required in combination with other options. Availability of some models and features described may be subject to a slight delay. Always consult your Ford Dealer for the latest, most complete information on models, features, prices and availability.



Ford Division