

GMC RALLY

TRUCK

1991



GMCTRUCK
It's not just a truck anymore.



RALLY SUPER-SIZE SPACE AND COMFORT

146-inch wheelbase G-3500 Rally with STX trim and other available equipment


146-INCH WHEELBASE RALLY. NOTHING BEATS IT FOR FULL-SIZE VALUE AND VERSATILITY.

INDEX	Page
Model Choices	2-5
Interiors	6-7
Popular Options/Exterior Colors . . .	8
Quality Features	9
Trailer/Engines/Technical Information	10
Standard & Available Equipment/Quick Order EZ-Specs	11
Owner Benefits	Back Cover


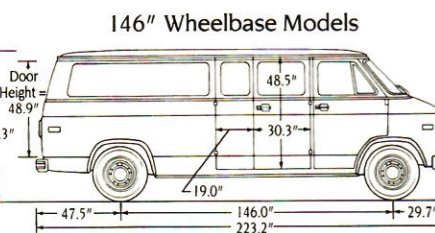
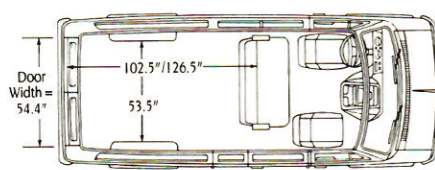
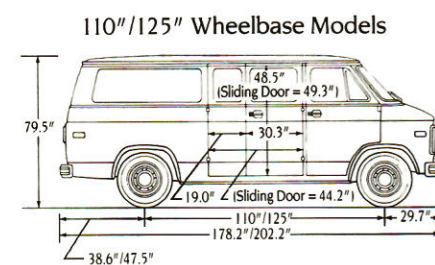
No other van in its class offers as much interior space. It comes with standard seating for 12 and loads of room for luggage and vacation gear. Or, choose the available 15-passenger seating arrangement. With all its roominess, plus a hefty 3075-lb payload rating, this G-3500 Series Rally takes to family travel or van pooling in a big way (payload includes occupants, cargo and all equipment). Plus, it offers power to spare with the standard 5.7 Liter V8. There's also an improved 7.4 Liter V8 — one of the most

powerful engines you can get in a full size van. Rated at 230 SAE net horsepower at 3600 RPM and 385 lb-ft net torque at 1600 RPM, it's ideal for moving big loads or pulling large trailers. An advanced rear wheel anti-lock brake system, standard on all Rally models, allows stable, smooth stops on slick or dry pavement. Like all Rally models, the super-size version comes with side and rear doors that open wide for passengers and cargo. Convenient 60/40

swing-out side doors are standard for all models. A sliding side door can be ordered at no extra charge for 110- and 125-inch wheelbase Rallies. **RALLY VANS OFFER ALL THESE STANDARD FEATURES** and more: Power steering Power brakes Chromed bumpers, front and rear Choice of 10 standard solid exterior paint colors, including new Light Blue and Sedona Tan Tinted window glass all around Swing-out rear door glass Positive rear door stops Intermittent windshield wiper system Halogen headlamps (high-beam only for Rally STX) Heavy-duty battery 33-gallon fuel tank for 125- and 146-inch wheelbase models Front stabilizer bar.



Rear doors can be swung open a full 180 degrees for loading and unloading. Your choice of swing-out or sliding side doors open wide for added convenience (sliding side door not available for 146-inch wheelbase models).



MORE WAYS TO MOVE PEOPLE AND CARGO

RALLY MEASURES UP TO FIT ANY LIFESTYLE. In addition to 146-inch wheelbase models in the G-3500 Series, Rally also comes on 110- or 125-inch wheelbases in the G-1500 Series (not available in California) plus a 125-inch wheelbase in the G-2500/3500 Series. All models are available with standard trim; the 125- and 146-inch wheelbase models also are available with top-level STX trim. Seating arrangements are offered to suit a variety of requirements (see page 6). There's even an available combination rear seat/travel bed that comes in handy on long vacation

trips. Quick-release rear bench seats help convert Rally from people-mover to cargo-hauler in minutes. The engine selection includes gasoline or diesel power (diesel not available on G-1500 models or 146-inch wheelbase models). All engines are teamed with a 4-speed automatic transmission with overdrive, including a new heavy-duty version with electronic shift controls for G-3500 models. Standard features like power steering and power brakes help make Rally easy to drive.

Available air conditioning is improved for '91 with a new "blend mode" feature that allows concurrent heater/defogger operation.

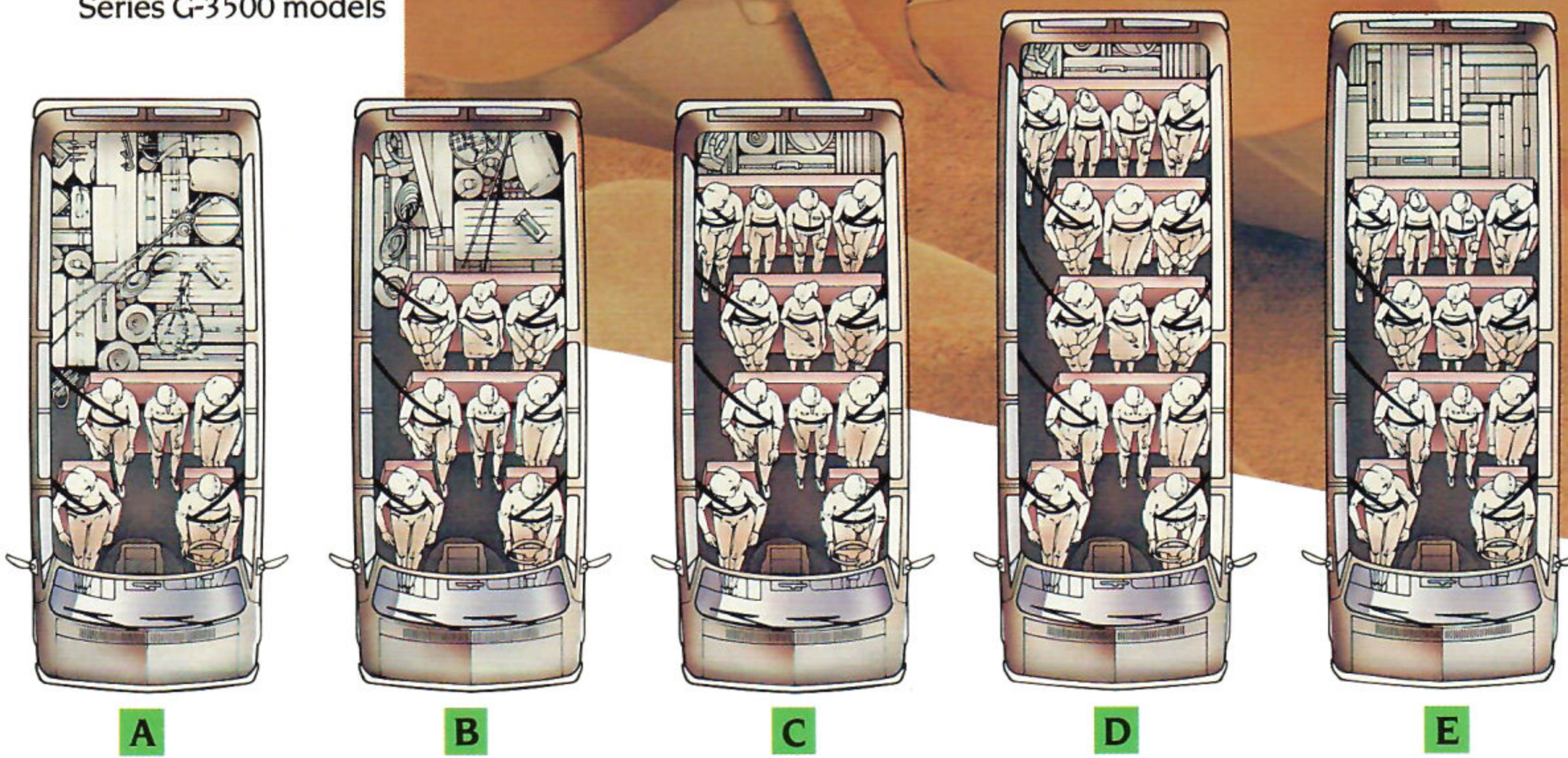
RALLY MEETS A FAMILY'S NEEDS
For most people, Rally 110- and 125-inch wheelbase models are excellent choices for family vans. All come with standard seating for five plus truck-size space for luggage and other gear. Seating for eight or twelve is available, depending on model and series (see page 6).



Rally STX with 125-inch wheelbase. Shown with available equipment.

146-inch wheelbase Rally STX interior shown with Custom Cloth seat trim and available 15-passenger seating

- A** 5-person seating, standard for most Rally models
- B** Available seating for eight in Series G-2500/3500
- C** Available seating for 12 in 125-inch wheelbase Series G-3500 models
- D** Available seating for 15 in 146-inch wheelbase Series G-3500 models
- E** 12-person seating, standard for 146-inch wheelbase and 7400-lb GVWR Series G-3500 models



INTERIORS...BIG ON COMFORT

LOADS OF ROOM AND LUXURY. Choose your style of Rally from one of two distinctive models. Each offers comfortable high-back front bucket and rear bench seating (see equipment chart on page 11 for details). Standard features include electronically-tuned AM/FM stereo radio with seek/scan, digital clock and premium speakers; gage-type instrument cluster with high-accuracy electric speedometer; and convenience tray.

Rally STX. Specify this top-level trim and you'll enjoy special touches of appearance and luxury inside and out. Choose from

Custom Cloth or Custom Vinyl seat upholstery in Garnet, Saddle, Blue or Gray. Reclining high-back front bucket seats with folding armrests and Custom Cloth trim are available. The rich, color-coordinated interior features carpeting on the floor and lower trim areas, insulated full-length headliner, front passenger seat storage compartment, front and rear floor mats and sport-styled steering wheel. Outside, there's a deluxe front end treatment with dual rectangular headlamps featuring halogen-type high-beam lamps, chromed front and rear bumpers, bright body side

and rear moldings and bright wheel opening moldings. Rally STX trim is available only on 125- and 146-inch wheelbase models.

Standard Rally. This stylish interior offers impressive appearance and comfort with seating upholstered in handsome Vinyl or available Custom Vinyl. Color choices are Blue and Saddle. Other appointments include full-length headliner, vinyl trim panels with Custom Cloth inserts on front and side doors and rear quarter panels, black rubber floor covering, acoustic insulation, engine cover storage compartment and front/rear dome lamps.



Available travel bed seat shown in down position as a bed

Reclining high-back front bucket seats with Custom Cloth upholstery are available for Rally STX



Instrument cluster features full-gage package and electric speedometer



POPULAR RALLY OPTIONS



Delco AM stereo*/
FM stereo radio



Stainless steel
below eyeline mirrors





Electronic
cruise control



Tilt steering wheel**



Power door locks
and power windows




Cast aluminum wheels
(G-1 500/2500)



Rally wheels
(G-1 500/2500)

Front and rear air conditioning
(rear shown)




Weight-distributing
platform hitch**

*Receives C-Quam® Am stereo broadcasts. Most AM stations across the country broadcast in C-QUAM, but some do not. Check with local stations for compatibility in your area.

**Part of a package. See your GMC Truck dealer for details.

EXTERIOR COLORS



Available Deluxe Two-Tone paint (ZY4) includes multi-colored decal striping at beltline plus bright-trimmed black body side and rear moldings on standard Rally model (bright moldings are standard on Rally STX).



Midnight Black



Emerald Metallic



Apple Red



Light Blue




Royal Blue Metallic



Burgundy Metallic



Frost White



Wheat



Sedona Tan



Steel Gray Metallic

Colors shown may vary slightly from actual tones. Ask your GMC Truck dealer to show you actual paint chips.

ADVANCED QUALITY

SOLID PROTECTION AGAINST CORROSION.

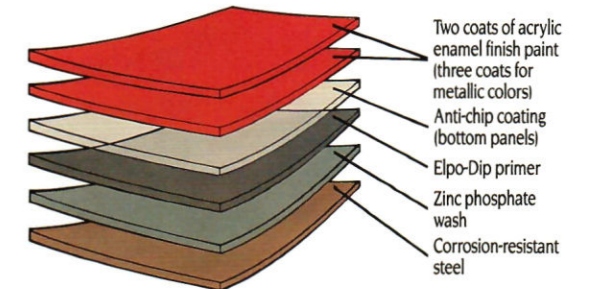
As part of GM's Bumper to Bumper Plus Warranty (see back cover), Rally is protected for 6 years or 100,000 miles against body sheet metal rust-through. This is made possible by one of the industry's most comprehensive anti-corrosion programs. To start with, many exterior body sheet metal components are galvanized on both sides for double protection against rust formation. Another widely used special material is Zincrometal®, a type of steel with a baked-on coating of zinc-rich primer that becomes the inner surface of the assembled part. Other measures include: □ A zinc phosphate wash in preparation for painting □ Total body immersion in electrically-charged primer paint □ Aluminum-wax coating applied to inner rocker panel surfaces □ Underbody protective coating applied to wheel housings, front door step panels and rocker panels □ Acrylic enamel finish paint.

MORE TRUCK-TOUGH STANDARD

FEATURES: □ Body-frame integral construction □ Independent front suspension □ Two-stage rear leaf springs □ High-capacity Delco Freedom II+ battery that never needs refilling with water (dual battery system on diesel models) □ High-capacity Delcotron generator.



The entire body is immersed in electrically-charged primer



LAP/SHOULDER

BELTS are included at all outboard seating positions. Center seating positions have lap belts. For '91, new front seat belt assemblies are designed for improved occupant comfort. Swing-up armrests are included with first and second bench seats on the right hand side for easy access to the seats.




CLEAN UNDER- HOOD LAYOUT

makes it easy to perform routine service chores. The oil dipstick can be reached from the front. See-through plastic reservoirs permit quick checks of engine coolant, windshield washer fluid and brake fluid.

GIRDER-BEAM INDEPENDENT FRONT SUSPENSION

uses upper and lower control arms, coil springs and big shock absorbers to provide a smooth, controlled ride.



REAR WHEEL ANTI- LOCK BRAKE SYSTEM

features a computer designed to automatically modulate rear brake pressure in order to minimize rear wheel lock. The system helps provide straight, smooth, stable stops, with the vehicle empty or loaded, on slick or dry pavement.





A VAN WITH PLENTY OF PULL. Properly equipped and powered with the available 7.4 Liter V8, a G-3500 Rally can move up to 16,000 lb Gross Combination Weight (includes weight of truck, trailer, passengers, cargo and equipment on the truck and trailer). See the chart at right for the maximum allowable Gross Com-

ENGINES

ADVANCED V6 AND V8 POWER.

The lineup of gasoline engines includes the 4.3 Liter Vortec V6 and high-torque 5.0 and 5.7 Liter V8s. There's also an improved 7.4 Liter V8 with muscle to spare for heavy hauling and trailering with G-3500 models. All gasoline engines feature Electronic Fuel Injection for quick starts and smooth performance.

Popular 6.2 Liter V8 diesel power also is an excellent choice in G-2500/3500 Series applications (except 146-inch wheelbase models). It's ideal for highway cruising and trailering or stop-and-go van pooling and shuttle work.

See chart at right for engine and transmission availability.

ination Weight Rating (GCWR) based on all standard and available engines and rear axle ratios for Rally models with automatic transmissions. Rally can be ordered with available trailering equipment packages. See the 1991 GMC Truck Trailering Guide for trailering recommendations.

TECHNICAL INFORMATION

SERIES	G-1500 (1)	G-2500	G-3500	G-3500 H.D.
GROSS VEHICLE WEIGHT RATING (lb)	5600/6000	6600 (2)	7400 (4)	8600 (6)
MAX. PAYLOAD RATING (lb)	1450/1835	2120	2325	3585
GASOLINE ENGINE/TRANSMISSION AVAILABILITY (see your GMC Truck dealer for available axle ratios)				
4.3L V6/4-speed automatic overdrive	standard	standard	—	—
5.0L V8/4-speed automatic overdrive	available	available (1)	—	—
5.7L V8/4-speed automatic overdrive	available (4)	available	standard	standard
7.4L V8/4-speed automatic overdrive	—	—	—	available
DIESEL ENGINE/TRANSMISSION AVAILABILITY (see your GMC Truck dealer for available axle ratios)				
6.2L V8/4-speed automatic overdrive	—	standard (1)	—	—
6.2L H.D. V8/4-speed automatic overdrive	—	—	—	standard
FRONT SUSPENSION				
Capacity (lb)	Gasoline models 3400	independent, coil springs 3400	3900	3900
Spring capacity (lb) (3)	Gasoline models 1700	1700	1700	1950
	Diesel models	1835	—	1950
Shock absorber diameter (in)	1.26			
Stabilizer bar diameter (in)	1.06			
REAR SUSPENSION				
Axle capacity (lb)	3500	Salisbury axle, leaf springs 3500	5700	5700
Spring capacity (lb) (3)	Standard 1700	1700	2100	2700 (7)
	Available	2100	—	—
Shock absorber diameter (in)	1.26			
BRAKES				
Standard booster	Gasoline models vacuum	hydraulic, front disc/rear drum with rear wheel anti-lock system	—	hydraulic
	Diesel models	—	—	—
Parking	cable to rear wheels			
STEERING				
TIRES	Standard P205/75R15	P225/75R15	LT225/75R16E	LT225/75R16E
	Available	various (consult your GMC Truck dealer)		
FUEL TANK CAPACITY (gallons)	33 (5)			
BATTERY CCA				
	Gasoline models	630	—	—
	Diesel models	dual 540	—	dual 540
GENERATOR AMPS				
	Gasoline models	85 (100 with available air conditioning)	—	—
	Diesel models	100	—	100

CCA = Cold Cranking Amps
 1 - Not available in California.
 2 - 6850 lb for diesel models.
 3 - At ground, each.
 4 - Requires 125-inch wheelbase.
 5 - Requires 125-inch wheelbase on G-1500 models (standard tank for 110-inch wheelbase models has 22-gallon capacity).
 6 - Requires C6P on 125-inch wheelbase models (standard on 146-inch wheelbase models).
 7 - 2680 lb for 146-inch wheelbase models.

GROSS COMBINATION WEIGHT RATING* BY ENGINE AND AXLE RATIO FOR AUTOMATIC TRANSMISSIONS

ENGINE	GROSS COMBINATION WEIGHT RATING (lb)			
	9500	10,000	10,500	11,000
4.3L V6 GAS (LB4)	3.42	3.73	—	—
5.0L V8 GAS (L03)	3.08	3.42	3.73	—
5.7L V8 GAS (L05)	3.08	3.23	3.42	3.73 4.10
7.4L V8 GAS (L19)	—	—	3.42	3.73 4.10
6.2L V8 DIESEL (LH6/LL4)	3.42	3.73	4.10	—

* - Includes truck, trailer, passengers, cargo and equipment on truck and trailer.

STANDARD AND AVAILABLE EQUIPMENT

		RALLY (STD-ZW9)	RALLY STX (E94)
EXTERIOR APPEARANCE			
BUMPERS, CHROMED FRONT AND REAR		S	S
DOORS, SIDE LOAD	Swing-out	S	S
	Sliding	A 2.6	A 2.6
GLASS	Deep-tinted	A	A
	Swing-out rear side door(s), LH side panel opposite door(s) and rear doors	S	S
	Tinted	S	S
GRILLE AND RELATED FRONT END ITEMS	Standard (single headlamps)	S	—
	Custom (dual headlamps)	—	S
HEADLAMPS	Halogen high- and low-beam	S	—
	Conventional low-beam/halogen high-beam	—	S
HORNS, HIGH- AND LOW-NOTE		S	S
MIRRORS, LH/RH REARVIEW	Painted below eyeline	S	S
	Stainless steel below eyeline	A	A
MOLDINGS	Bright body side	—	S
	Bright wheel opening	—	S
NAMEPLATES	"Diesel 6.2 Litre" front fender (diesel models)	S	S
	"Diesel 6.2 Litre" rear door (diesel models)	S	S
	"Fuel Injection" rear door (gasoline models)	S	S
	"GMC" rear door	S	S
	Trim level front fender	S	S
WHEELS/WHEEL TRIM	Bright wheel trim covers	A 10	A 10
	Cast aluminum wheels	A 1	A 1
	Conventional wheels, white with bright hubcaps, red "GMC" letters	S	S
	Rally wheels, argent with bright hubcaps and trim rings	A 1	A 1
WINDSHIELD WIPER/WASHER SYSTEM, INTERMITTENT		S	S
INTERIOR EQUIPMENT			
AIR CONDITIONING	Front	A	A
	Front and rear	A	A
ARMRESTS, LH/RH	Front side door	S	S
	Rear seats (9)	S	S
CARRIER, SPARE TIRE		S	S
CLOCK, ELECTRIC DIGITAL		S 3	S 3
COAT HOOKS	Single LH side, front	S	S
	LH/RH side, rear	—	S
CONVENIENCE PACKAGES	1 - Power door locks	A	A
	2 - Power door locks/windows	A	A
	3 - Comfortilt steering wheel/electronic speed control	A	A
CONVENIENCE TRAY		S	S
COVER, SPARE TIRE		—	S
FLOOR AND WHEELHOUSE COVERING	Full-length color-keyed carpet	—	S
	Full-length black rubber	S	—
FLOOR MATS, FRONT/REAR COLOR-KEYED RUBBER		—	S
HEADLINER	Full-length color-keyed	S	S
HEATER AND DEFOGGER WITH SIDE WINDOW DEFOGGERS		S	S
HEATER, REAR		A	A
INSTRUMENT CLUSTER	Gage-type with trip odometer	S	S
LAMP DOME (WITHOUT READING LAMP)	Front and rear	S	S
LIGHTER, CIGARETTE	With ashtray illumination	S	S
LIGHTING, AUXILIARY		A 5	A 5
MIRROR	Prismatic rearview	S	S
	Right-hand visor	—	S
RADIOS, ELECTRONICALLY-TUNED	AM/FM stereo	S	S
	AM/FM stereo with stereo cassette	A	A
	AM stereo/FM stereo with stereo cassette	A	A
SEAT, TRAVEL BED		A 4	A 4
SEATING	5-passenger: two high-back front buckets plus one removable 3-pass. rear bench (all except G31306 at 7400-lb GVWR and G31606)	S	S
	8-passenger: std. seating plus one additional removable 3-pass. rear bench seat (G2133-31306 except G31306 at 7400-lb GVWR)	A	A
	12-passenger: above 8-pass. seating plus one removable 4-pass. rear bench seat (G31306 except at 7400-lb GVWR and G31606)	A	A
	12-passenger: above 8-pass. seating plus one removable 4-pass. rear bench seat (G31306 at 7400-lb GVWR and G31606)	S	S
15-passenger: above 8-pass. seating plus one additional removable 3-pass. rear bench seat and one removable 4-pass. rear bench seat (G31606)	A	A	
SEATS, RECLINING FRONT BUCKET		—	A
STEERING WHEEL	Conventional	S	—
	Comfortilt	A 7	A 7
	Sport	—	S
STEPWELL MATS, BLACK RUBBER	Front side door	—	S
	Rear side doors	—	S
STOP, REAR-DOOR POSITIVE		S	S
STORAGE COMPARTMENT	Instrument panel	S	S
	Front passenger seat	—	S
SUNSHADES, LH/RH PADDED		S	S
TRIM PANELS, VINYL WITH CLOTH INSERTS		S	S
WINDOWS, POWER		A 8	A 8

S - Standard
 A - Available
 1 - G-1500/2500 only.
 2 - Not available on 146-inch wheelbase models.
 3 - Integral with standard and available radios.
 4 - Not available with 12- or 15-passenger seating.
 5 - Includes side and rear load door dome lamp switches, front (all) and rear (E94 only) combination dome and reading lamps, stepwell lamps and headlamp-on warning buzzer.
 6 - At no extra cost.
 7 - Requires above convenience package 3.
 8 - Requires above convenience package 2.
 9 - Right-hand units are swing-up type except on 4-passenger seats.
 10 - G-3500 only.

QUICK ORDER EZ-SPECS

SAVE ON POPULAR OPTIONS. Buy a Rally with an available Quick Order EZ-Spec Package and save! Savings are based on Manufacturer's Suggested Retail Price for EZ-Spec Package versus options purchased separately. Ask your GMC Truck dealer for details.

ALL MODEL SERIES	TRIM LEVEL							
	RALLY		RALLY STX					
EZ-Spec Group 1 Body: Standard Rally	X	X	N/I	N/I	N/I	N/I	N/I	N/I
EZ-Spec Group 2 Air Conditioning, Front (1)	X	X	N/I	X	X	X(2)	X(2)	N/I
EZ-Spec Group 3 Body: Rally STX			X	N/I	N/I	N/I	N/I	N/I
EZ-Spec Group 4 Body: Rally STX			X	X	X	X	X	X
EZ-Spec Group 5 Driver's Convenience Package: Tilt Wheel and Speed Control Operating Convenience Package: Power Windows and AU3 Door Locks Lighting, Auxiliary Radio: ETR AM/FM Stereo w/Seek-Scan, Cassette and Clock (1) Reclining Front Seats w/Armrests Seating: Rear, One Additional (G-2500 only) Wheels: Rally (1) (G-1500/2500 only) Springs: Rear, Heavy-Duty (G-2500 only)					X	X	X	X
EZ-Spec Group 6 (G-1500/2500 only) Air Conditioning, Front & Rear Glass: Deep Tinted Mirrors: Stainless Steel Radio: ETR AM Stereo/FM Stereo w/Seek-Scan, Cassette and Equalizer					X	X	—	—
EZ-Spec Group 6 (G-3500 Only) Seating: Rear, One Additional (TC31306 Only w/C6P) (8-Passenger) (1)					X	N/I	N/I	
EZ-Spec Group 7 (G-3500 Only) Air Conditioning, Front & Rear (1) Glass: Deep-Tinted Mirrors: Stainless Steel Radio: ETR AM Stereo/FM Stereo w/Seek-Scan, Cassette, Clock and Equalizer							X	X
EZ-Spec Group 8 (G-3500 Only) Seating: Rear, One Additional (TC31606 Only) (15-Passenger) Seating: Rear, Two Additional (TC31306 Only w/C6P) (12-Passenger)								X

X - Included in EZ-Spec Package.
 N/I - Not included.
 1 - Upgrade allowed. See your dealer for details.
 2 - Not included for 15-2500 Series models.

EXTERIOR-INTERIOR COLOR COMPATIBILITY

EXTERIOR SOLID COLORS	RECOMMENDED INTERIOR TRIM COLORS			
	BLUE	GARNET	SADDLE	GRAY
Frost White	0	0	0	0
Midnight Black	0	0	0	0
Light Blue	0	—	—	0
Wheat	—	—	0	—
Emerald Metallic	—	—	0	—
Royal Blue Metallic	0	—	—	0
Sedona Tan	—	—	0	—
Apple Red	—	0	—	0
Burgundy Metallic	—	0	—	0
Steel Gray Metallic	—	0	—	0


OWNER BENEFITS

LOW MAINTENANCE

The technology that goes into Rally Vans has contributed in many ways to reducing the time and effort required for routine service and maintenance. Consider these advanced features:

- Delco Freedom II+ battery never needs refilling with water; has built in test hydrometer
- Voltage regulator is built into Delcotron generator and is transistorized for reliability
- Starter solenoid is integral, provides positive starter engagement
- Gasoline engine distributor has integral coil, eliminates separate maintenance
- Large fuse block has tweezer-type fuse remover for easy serviceability
- Mufflers have heavy-gage outer shell and are aluminumized inside and out for added durability
- Engine coolant recovery reservoir collects hot overflow coolant and returns it to radiator automatically when it cools
- Tires have built-in tread wear indicators
- See-through reservoirs for quick checks of engine coolant, windshield washer fluid and brake fluid
- No adjustments for idle speed or idle air-fuel mixture on gasoline engines — an on-board computer helps tune the engine as you drive
- Audible wear sensors for front disc brake pads for early warning of brake wear
- Front and rear brake designs include a self-adjustment feature
- Single-belt accessory drive with automatic belt tensioner never needs adjustment.

VEHICLE WARRANTY



The GM 3-year/50,000-mile BUMPER TO BUMPER PLUS WARRANTY covers repairs for any new GMC Truck model, including labor and parts, to correct any defects in material or workmanship occurring during the warranty period. The complete vehicle (except tires, which are covered by their manufacturer) will be covered for 3 years or 50,000 miles, whichever comes first. After the first year or 12,000 miles there is a \$100 deductible per repair visit. Body sheet metal rust-through from corrosion is covered for 6 years or

100,000 miles, whichever comes first. There is no deductible for rust-through repairs. See your GMC Truck dealer for terms of this limited warranty.

DEALER SERVICE



Commitment Plus is one of the most complete joint sales and service customer satisfaction programs available on trucks today. It offers the following benefits:

- A thorough pre-delivery vehicle inspection
- One full tank of fuel
- Complimentary 3000-mile maintenance service including oil change and oil filter

GMC Truck and GMC Truck Dealerships are truly committed to making our trucks easy to live with. Our customers' satisfaction is indeed our goal!

Commitment Plus applies to retail sales only, but not to Series 3500 Rally models

1991 GMC TRUCK SAFETY FEATURES

OCCUPANT PROTECTION: Manual lap/shoulder safety belts, outboard front and rear seat positions Manual lap safety belts, center rear seat positions Energy absorbing steering column Energy absorbing instrument panel Energy absorbing seat back tops, front Interlocking door latches Safety armrests Break-away inside rearview mirror Security door locks and door retention components Locking seat backs for reclining bucket seats.

ACCIDENT AVOIDANCE: Side marker lamps and reflectors Parking lamps that illuminate with headlamps Four-way hazard warning flashers Back-up lamps Directional signal control with lane change feature Windshield defroster, washer and multi-speed wipers Outside left and right rearview mirrors Brake system with dual master cylinder and warning light Starter safety switch Dual action hood latch Low glare finish on inside windshield moldings, wiper arms and blades, metallic steering wheel surfaces Illuminated heater and defroster controls Tires with built-in tread wear indicators Rear wheel anti-lock brake system.

FOR FINANCING AND LEASING SEE...



IMPORTANT: A WORD ABOUT THIS CATALOG. We have tried to make this catalog as comprehensive and factual as possible. We reserve the right, however, to make changes at any time, without notice, in prices, colors, materials, equipment, specifications, models and availability. Also, tires shown in illustrations are supplied by various manufacturers. Since some information may have been updated since the time of printing, please check with your GMC Truck dealer for complete details.

A WORD ABOUT ENGINES GMC Truck models are equipped with engines produced by the GM Engine Division, its subsidiaries or suppliers to GM worldwide.

A WORD ABOUT ASSEMBLY OF GMC TRUCK MODELS. GMC Truck models are assembled by different operating units of General Motors, its subsidiaries or suppliers to GM worldwide. GMC Truck models incorporate thousands of components produced by different operating units of GM, its subsidiaries or suppliers to GM worldwide. We sometimes find it necessary to produce GMC Truck models with different or differently sourced components than originally scheduled. All such components have been approved for use in GMC Truck models and will provide the quality performance associated with the GMC Truck name. Since some options may be unavailable when your vehicle is assembled, we suggest you verify that your vehicle includes the equipment you ordered or, if there are changes, that they are acceptable to you.

A WORD ABOUT UPDATED SERVICE INFORMATION. GMC Truck Division regularly sends its dealers useful service bulletins about GMC Truck products. GMC Truck Division monitors product performance in the field. We then prepare bulletins for servicing our products better. Now you can get these bulletins, too. Ask your dealer. To get ordering information, call toll free 1-800-551-4123.

A WORD ABOUT CORROSION PROTECTION. GMC Truck models are designed to resist corrosion. All body sheet metal components are warranted against corrosion for 6 years/100,000 miles. Application of additional rust-inhibiting materials is not required under the corrosion coverage.

GM®, GMAC®, Delco® and Vortec® are registered trademarks of General Motors Corporation. GMC Truck™ and Commitment Plus/GMC Truck logo™ are trademarks of General Motors Corporation.
© 1990 General Motors Corporation. All Rights Reserved.

GMC TRUCK



4839-91
Litho in USA

