

SUZUKI

S W I F T





INTRODUCTION

**A** Swift isn't just a name. It's the way it makes you feel.

Right, so no member of the Swift family can file your nails or pop a cork, but they come really close. The broadly talented platform shared by all Swifts is designed to be as versatile as that famous Swiss knife. What we're trying to say here is, no matter what your transportation needs are, there's probably a Swift just for you. If you're the type that sees a twisty road and gets sweaty palms, the GT will probably punch your performance buttons. If you want to get there almost as quickly, but need to take along the family, a 4-Door Sedan will get the job done in style. Finally, there's the GA or GL Hatchback, the perfect economical commuter. And if you're tired of filling up, any Swift is a great cure for gas pains. Commuter, family sedan, or GT machine, Suzuki has a ride for everyone.

\*See EPA fuel economy estimates on specifications page.

Some vehicles shown with optional equipment.



Just starting out? You can afford style and performance when you choose a new Swift.



Granted, no Swift is as versatile as this. But every one has lots more luggage space and much more comfortable seats.



No matter how you see the world, or yourself, Suzuki builds a Swift to suit you.




The Swift's performance should come as no surprise; Suzuki has been an innovator in engine efficiency and power output for decades.



Whether you're just cruising around town or going cross-country, a Swift will get you there in style.



It's not as quick as a speeding bullet of course, but the Swift offers comparable aerodynamics and much better cornering ability.



>>>>>>>>> S W I F T · G T


**Y**

**This doesn't  
give you  
visions of the  
open road?  
Look harder.**

ou're looking at a  
major technicality. A light-  
weight supercar that will put  
you at the front of the pack.  
Take a test drive—and check  
your mirrors.



Shown with optional equipment



PERFORMANCE

**T**

Stopping clocks is one of its specialties.

here's only one legitimate way of measuring the GT's performance. If you haven't already guessed—it's a stopwatch.

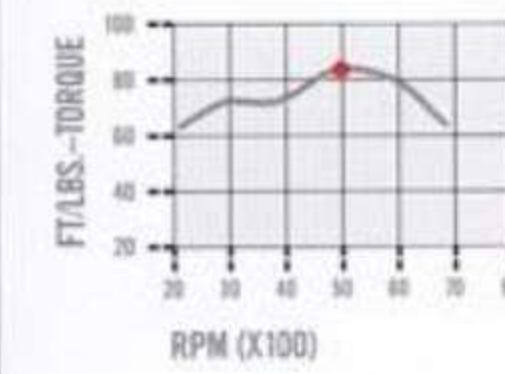
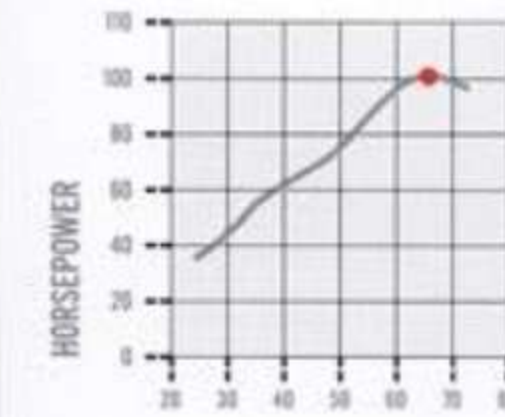
You'd expect a car with GT in its name to offer a potent engine—and with a port-injected, 100 hp, twin-cam, 4-valves-per-cylinder motor, the GT certainly qualifies. But Suzuki believes in balancing the equation by installing standard 4-wheel disc brakes, chunky P175/60R14 tires, and a 4-wheel independent suspension calibrated to slice through corners with scalpel-like precision. In addition, you'll find rack-and-pinion steering and stabilizer bars. Cramming all this technology into a small package wasn't easy. But nothing worthwhile ever comes easy.

\* According to a recent *Car and Driver* test, February, 1989.

Some vehicles shown with optional equipment.



The GT has a face—and a motor, suspension and brakes—that could stop a clock quicker than anything in its class. How about 8.2 seconds to 60 mph?



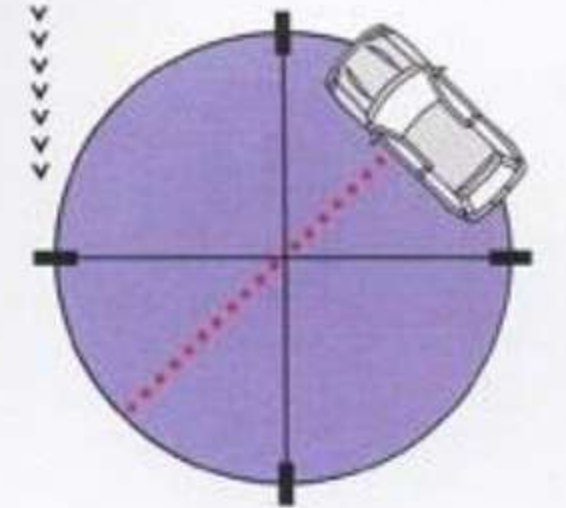
The engine delivers power and torque in one deliriously smooth, turbine-like flow.

For the cockpit, we're talking all business. You'll find standard sport seats, a thick steering wheel, a slick shifter, and all controls within easy reach.



Take an accelerated course in motivation. With 16 valves and 100 hp, you'll graduate in a heartbeat.

It also looks good going in circles. On the 300-ft. diameter skidpad it generates 0.74 g\*.



The GT's aggressive suspension was tuned to work in concert with the beefy P175/60R14 Bridgestone® tires. This is one area where we love to cut corners.




>>>>>>>>> 4 · D O O R

A

Living proof  
that practical  
cars need not  
be boring.

ny resem-  
blance to the Swift GT is defi-  
nitely not a coincidence. Feel  
free to consider the family of  
Swift Sedans as GTs with  
two extra doors.





HANDLING

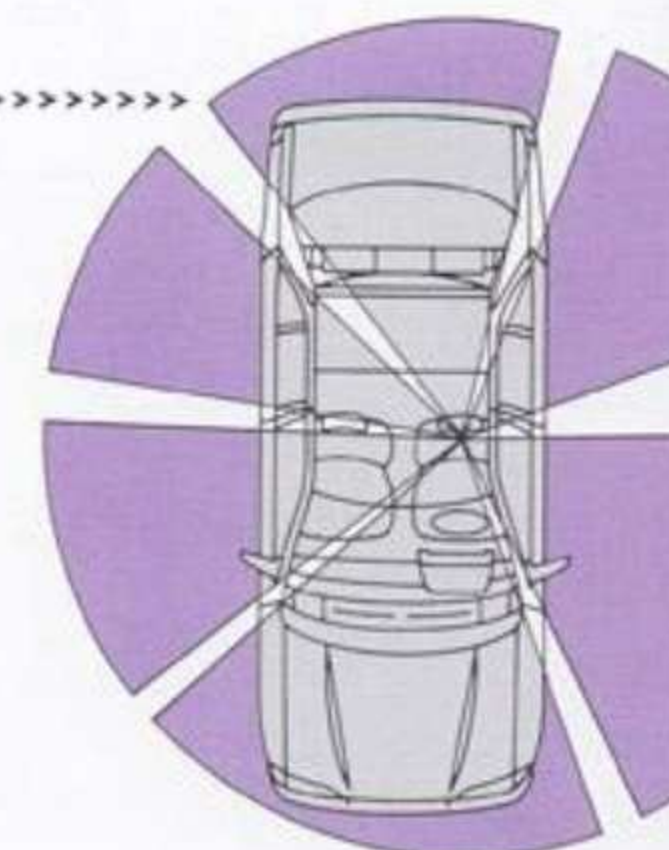
**F** Handling and practicality are not necessarily mutually exclusive features.

antastic looks and a great body are useless without a wonderful suspension system. So rather than two out of three, you'll find all of the above on the full line of Swift 4-Door Sedans. Available in GS, GL and the economical GA equipment levels, these Suzukis offer the kind of suspension that flattens out the bumps, dips and irregular pavement without echoing it into the passenger compartment. Agile handling, precise steering response and excellent balance combine to make all Swifts a pleasure to drive. Although the GT offers that extra added edge for all-out handling, all Swifts share the same basic 4-wheel independent suspension that can tackle the interstates, the pock-marked back streets and just about anything in between.

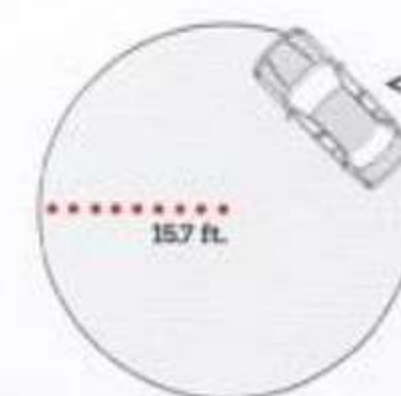
Some vehicles shown with optional equipment.



Despite its trim dimensions, the Swift offers a large greenhouse which provides excellent visibility out the front, back and sides.



The more the road looks like a snake, the better a Swift feels. Take a drive and you'll be convinced.



Dealing with the ins and outs of heavy traffic is a snap, thanks to the new Sedan's tight, 157 ft. turning radius.



Comfortable, roomy and great looking, the Sedan can tackle just about any road or mission.

With the optional automatic transmission, the Swift will even do your shifting for you.



The 4-door GS Sedan offers these dual power remote-controlled outside mirrors as standard equipment.

P  
R  
N  
D  
L



The passive restraint front seat belts have been disconnected to show interior features. In normal use these belts should be released only in an emergency.

FEATURES

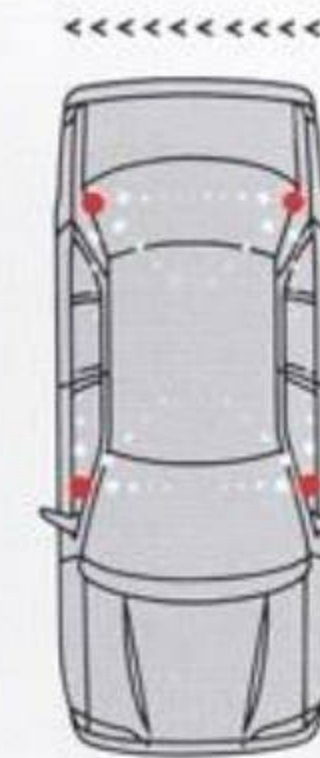
**L**ike the GT's agility, but your kids are starting to look like linebackers? Well the 4-door Swifts are probably the answer to your problem. Sporting a peppy, electronically fuel-injected 4-cylinder engine, they share the GT's basic suspension design. With their ample rear seating and the ease of entry offered by the extra doors, they're the perfect way to put wheels under any family outing. Despite the trim exterior dimensions, Suzuki chassis and structure engineers have carved out a generous cabin with plenty of elbow room for everyone. Not to mention leg and head room. Available with a manual or optional automatic transmission, they offer a host of standard features like dual outside mirrors, a full center console, remote fuel-filler door release and much more. Family planning never looked this good, or drove this well.

Like the GT's agility, but your kids are starting to look like linebackers? Well the 4-door Swifts are probably the answer to your problem. Sporting a peppy, electronically fuel-injected 4-cylinder engine, they share the GT's basic suspension design. With their ample rear seating and the ease of entry offered by the extra doors, they're the perfect way to put wheels under any family outing. Despite the trim exterior dimensions, Suzuki chassis and structure engineers have carved out a generous cabin with plenty of elbow room for everyone. Not to mention leg and head room. Available with a manual or optional automatic transmission, they offer a host of standard features like dual outside mirrors, a full center console, remote fuel-filler door release and much more. Family planning never looked this good, or drove this well.

Some vehicles shown with optional equipment.



All Swift Sedans have individual fold-down split rear seatbacks to accommodate extra luggage.




Music to soothe the savage commute. The GS Sedan comes standard with four speakers and a Kenwood® AM/FM stereo with cassette.

Style is only part of the GS story. The other parts are comfort and function, with a full complement of interior features.



All 4-Door Sedans offer a whopping 115 cu. ft. of trunk space. Additionally, the trunk is fully carpeted.

You'll probably never need these, but critical systems are monitored and potential problems displayed on the instrument panel.



The Sedan's center console is chock-full of features. The spacious storage compartment holds odds and ends, an integrated drink holder keeps your hands on the wheel, and the change bin helps you feed the meters.

>>>>>>>>>> 3 · D O O R

J

**Call them thrifty, economical, or just Scrooge. We call them GL and GA.**

ammed in traffic. Not a fun place to be, we know. But at least in a 3-door GL or GA Hatchback you'll have lots of great features to help keep you comfortable.







The passive restraint front seat belts have been disconnected to show interior features. In normal use these belts should be released only in an emergency.

FEATU R E S

**T**

We invite you to take the sting out of the daily commute.

he words "high-mileage commuter car," "economical transportation," and "entry-level econo-car" usually conjure up images of a spartan toolbox on wheels. But don't be surprised if that's no longer the case once you've seen the 3-door GL and GA Hatchbacks. Like the Sedans, they share their basic chassis and suspension with the GT. No compromises there. For motivation, the GL and GA Hatchbacks come with a standard fuel-injected 4-cylinder engine mated to the GT's slick-shifting 5-speed manual overdrive transmission—a combination that yields an amazing 44 mpg on the highway and 40 mpg in the city.\* And we didn't stop there. Inside you'll find an accommodating cockpit, seats built for comfort as well as style, and a host of standard items you don't usually find in cars in this class. See—good things do come in small packages.

\*See EPA fuel economy estimates on specifications page.


Some vehicles shown with optional equipment.



Traffic is certainly no fun. But the Swift 3-door's maneuverability and ease of parking can help make it better.



When you do manage to escape the maddening crowd, the Hatchback will help you get away in style.




If you're watching your dollars, the reliable GL and GA make a whole lot of sense.

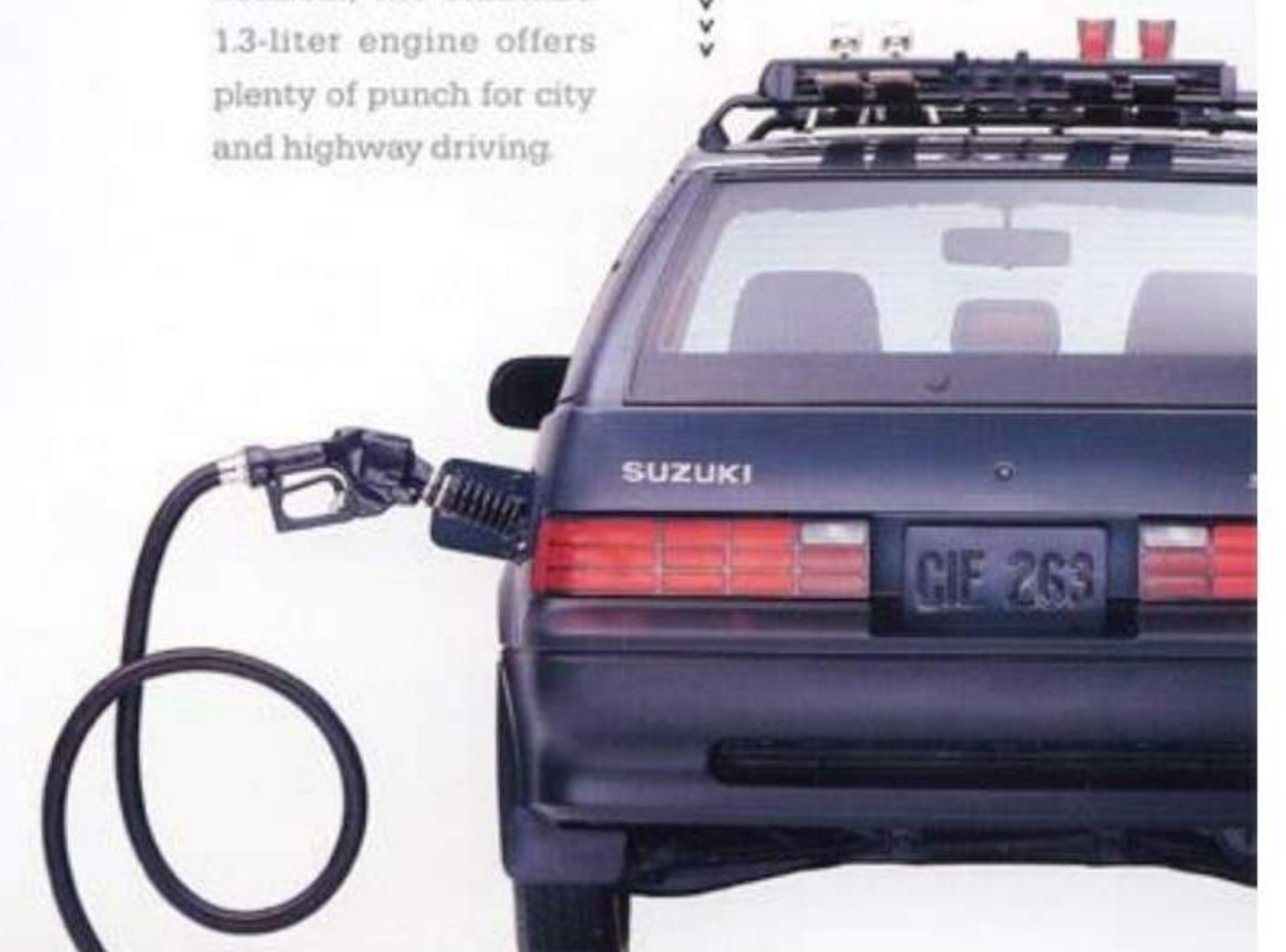
Coupled with the standard 5-speed manual overdrive transmission, the GA's lively engine yields 40/44 mpg city/highway fuel economy.\*



We haven't quite figured out how to make trips to the gas station obsolete. But we're trying.



Even though it's economical, the standard 1.3-liter engine offers plenty of punch for city and highway driving.




# S P E C I F I C A T I O N S

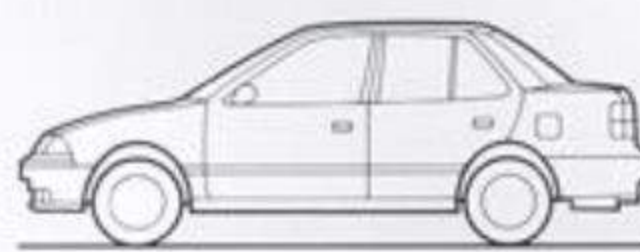


- Standard Equipment
- Optional Equipment
- Accessory Equipment

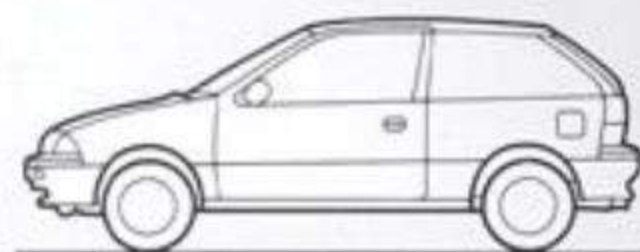
Suzuki firmly adheres to the theory that high quality does not necessarily equate to a high price. Test drive a Suzuki and you'll feel the quality built into our entire line.



Swift GT Hatchback



Swift GS, GL, GA Sedans



Swift GL, GA Hatchbacks

	4-Door Sedan			3-Door Hatchback		
	GS	GL	GA	GT	GL	GA
<b>&gt; Mechanical Features</b>						
1.3-liter 4-cylinder DOHC 16-valve engine						
1.3-liter 4-cylinder SOHC engine						
Electronic fuel injection				1		
5-speed manual overdrive transmission						
3-speed automatic transmission						
Rack-and-pinion steering						
4-wheel independent suspension						
Power-assisted brakes (ft. ventilated disc/r. drum)				2		

	4-Door Sedan			3-Door Hatchback		
	GS	GL	GA	GT	GL	GA
<b>&gt; Exterior Features</b>						
Styled-steel wheels with center caps	3	3		3	3	
Full aerodynamic wheel covers						
Dark Bronze aluminum alloy wheels						
Aluminum alloy wheel lock set						
Steel-belted radial tires						
Color-keyed front and rear bumpers		4				
Integrated halogen headlamps				5		
Semi-concealed windshield wipers/washers						
Dual power remote-controlled outside mirrors	6	7		6		
Color-keyed front air dam, side skirts and rear hatch spoiler						
Tinted glass						
Swing-out-type rear quarter windows						
Front mudflaps						
Rear mudflaps						
Pop-up sunroof						
Electric rear window wiper/washer						
Car cover with storage bag						
Car cover cable and lock						

	4-Door Sedan			3-Door Hatchback		
	GS	GL	GA	GT	GL	GA
<b>&gt; Interior Features</b>						
Speedometer, coolant temperature and fuel level gauges; low fuel level warning light						
Tachometer						
Tripmeter						
Intermittent windshield wipers/washers			8			8
Electronic-tuning AM/FM stereo radio with auto-rev. cassette, 4 speakers & digital clock						
Power-assisted bi-level ventilation system						
Air conditioning						
Cigarette lighter						
Day/night rearview mirror						
Spot maplight						
Interior courtesy light						
Electric rear window defogger						
Side window demisters						
Passenger-side assist grip						
Reclining frt. bucket seats w/adj. head restraints				9		9
Cloth seat trim						
Vinyl seat trim with cloth inserts						
Dual front door map pockets		10			10	
Fold-down split rear seatbacks						11
Passenger-side dbl. action seat release						
Front passive 3-point seatbelts						
Manual 3-point rear seatbelts						
Remote fuel-filler door & rear hatch releases		12			12	
Full carpeting	13	13	13	13	13	14
Carpeted floor mats						
Center console						
Removable rear cargo area cover/shelf						
Rear trunk courtesy light						

- 1 Multi-point fuel injection.
- 2 4-wheel ventilated discs.
- 3 Without center caps.
- 4 Partially color-keyed.
- 5 Includes halogen fog lamps.
- 6 Color-keyed.
- 7 Without power remote-control.
- 8 Mist cycle wipers.
- 9 Integrated head restraints.

**IMPORTANT**  
All information in this brochure is based on mainland USA models. FEATURES, SPECIFICATIONS AND ACCESSORIES DESCRIBED IN THE BROCHURE MAY NOT BE AVAILABLE IN THE STATE OF HAWAII. See your Suzuki Dealer for details.

	4-Door Sedan			3-Door Hatchback		
	GS	GL	GA	GT	GL	GA
<b>&gt; Engine</b>						
Engine type	In-line 4-cylinder SOHC—GS, GL, GA In-line 4-cylinder DOHC 16-valve—GT					
Displacement	1298cc (79.2 cu. in.)					
Horsepower (SAE net)	70 hp @ 6000 rpm—GS, GL, GA 100 hp @ 6500 rpm—GT					
Torque (SAE net)	74 ft.-lbs. @ 3500 rpm—GS, GL, GA 83 ft.-lbs. @ 5000 rpm—GT					
Induction system	Single-point electronic fuel injection—GS, GL, GA Multi-point electronic fuel injection—GT					
Compression ratio (1:1)	9.5	9.5	9.5	10.0	9.5	9.5

<b>&gt; Drivetrain</b>						
Transmission type	5-speed manual overdrive—GS, GL, GA, GT 3-speed automatic (Optional)—GS, GL Sedans					
Clutch type	Dry, single disc—GS, GL, GA, GT Torque converter (Optional)—GS, GL Sedans					
Gear ratios (1:1)	5-sp. man.	3-sp. auto.	5-sp. man.			
	1st	3.416	2.810	3.416		
	2nd	1.894	1.549	1.894		
	3rd	1.280	1.000	1.280		
	4th	0.914	—	0.914		
	5th	0.757	—	0.757		
Reverse	3.272	2.296	3.272			
Final drive ratio (1:1)	3.523	3.684	4.105	3.523		

<b>&gt; Chassis/Suspension</b>						
Body design	Welded, unitized construction					
Steering type	Rack-and-pinion					
Suspension	Front/Rear	Independent, MacPherson struts and front stabilizer bar (with rear stabilizer bar on GT Hatchback)				
Brakes	Power-assisted (front ventilated disc/rear drum)—GS, GL, GA Power-assisted 4-wheel discs (front ventilated)—GT					
Turning circle diameter, curb to curb (ft.)	31.4	31.4	31.4	30.2	30.2	30.2
Wheels	Type	Styled-steel				
	Size	4.5" J x 13"—GS, GL, GA; 5.0" J x 14"—GT				
Tires	Type	Steel-belted radial blackwalls				
	Size	P155/70R13—GS, GL, GA; P175/60R14—GT				

<b>&gt; Exterior Dimensions (in.)</b>						
Wheelbase	93.1	93.1	93.1	89.2	89.2	89.2
Overall length	160.4	160.4	160.4	146.1	146.1	146.1
Overall width	63.0	63.0	63.0	62.4	62.0	62.0
Overall height	54.3	54.3	54.3	53.1	53.1	53.1
Tread width	Front/Rear		53.7/52.8			

<b>&gt; Interior Dimensions (in.)</b>						
Head room	Front/Rear	39.1/37.4			37.8/36.5	
Leg room	Front/Rear	42.5/32.0			42.5/29.8	
Shoulder room	Front/Rear	51.4/50.4			51.6/50.5	

<b>&gt; Capacities</b>						
Seating capacity	4					
Luggage capacity, rear seatback up (cu. ft.)	11.5			10.4		
Cargo capacity, rear seatback down (cu. ft.)	29.6					
Fuel tank (gals.)	10.6					

<b>&gt; Weights (lbs.)</b>							
Curb weight	5-speed	1848	1848	1848	1870	1716	1716
	3-speed automatic	1892	1892	—	—	—	—
Gross vehicle weight rating		2625	2625	2625	2623	2513	2513

<b>&gt; EPA Fuel Economy Estimates</b>							
5-speed manual	Estimated city MPG	40	40	40	29	40	40
	Estimated highway MPG	44	44	44	36	44	44
3-speed automatic	Estimated city MPG	30	30	—	—	—	—
	Estimated highway MPG	33	33	—	—	—	—

- 10 Driver-side only.
- 11 Single rear seatback.
- 12 Without fuel-filler door release.
- 13 Including trunk/cargo area.
- 14 Vinyl covering in trunk/cargo area.

**Exterior Colors**

- >>> Flash Red
- >>> Polar White
- >>> Midnight Black Metallic
- >>> Twilight Blue Metallic
- >>> Slate Gray Metallic
- >>> Red Pearl
- >>> Lucerne Metallic

**Interior Colors**

- > Black: GT Hatchback  
Gray: GL, GA Hatchbacks
- > Black: GT Hatchback  
Gray: GS, GL and GA
- > Black: GT Hatchback  
Gray: GS, GL and GA
- > Gray: GS, GL and GA
- > Gray: GS, GL and GA
- > Gray: GS, GL, GA Sedans
- > Gray: GS, GL, GA Sedans

All vehicles contained in this brochure feature a passive restraint seat belt system which should remain connected at all times. For purposes of photography and displaying the interior features, some seat belts have been disconnected.

Specifications and equipment based on information available at time of printing and subject to change without notice. Some vehicles shown with optional equipment; see Specifications charts. For more details on 1990 options, accessories and specifications in your area, contact your local Suzuki dealer.

**DRIVE RESPONSIBLY. BUCKLE UP FOR SAFETY  
DON'T DRINK AND DRIVE**



Not only do the 1990 Suzukis look good on the pages of this brochure, as well as out on the open road, they look pretty impressive in type, too. As proof, take a look at our vehicle warranties.

The highly comprehensive basic new vehicle limited warranty is good for up to 24 months/ 24,000 miles, covers most major components, and requires no deductible or transfer fee.

If, however, you're looking for still greater protection, we're pleased to offer the Suzuki Satisfaction System. This extended service agreement program offers a choice of benefits and coverage plans, and can extend your protection for up to 5 years/70,000 miles. For complete details on each of these programs, see your Suzuki dealer.



American Suzuki  
Motor Corporation  
3251 East Imperial Highway  
Brea, California 92621-6722  
For a Good Time Call:  
1-800-447-4700