

1995 S W I F T



 **SUZUKI**

Great safety features. A gas to
DRIVE.
Pretty Swift®
don't you think?

Over the last few years, advances in safety technology have allowed cars to become safer.


When it came to a car you could actually afford, however, your choices were limited.

But now there's the new 1995 3-door Swift. Totally redesigned, with standard driver and front passenger airbags. There are crumple zones to help absorb the force of a collision, as well as side impact beams. Not to mention an optional four-wheel anti-lock brake system.

For responsive handling, there's a 4-wheel independent MacPherson strut suspension. The engine is a 1.3-liter, 4-cylinder, SOHC, with refinements like roller rocker arms, so it revs quicker, reaching peak horsepower and torque faster. The valves adjust themselves, which makes for less maintenance (something you'll adjust to very easily).

All in a rather attractive package that includes body side molding, sporty bumpers, dual outside rearview mirrors, 2-speed intermittent wipers/washers, a rear-window defogger, and full wheel covers.

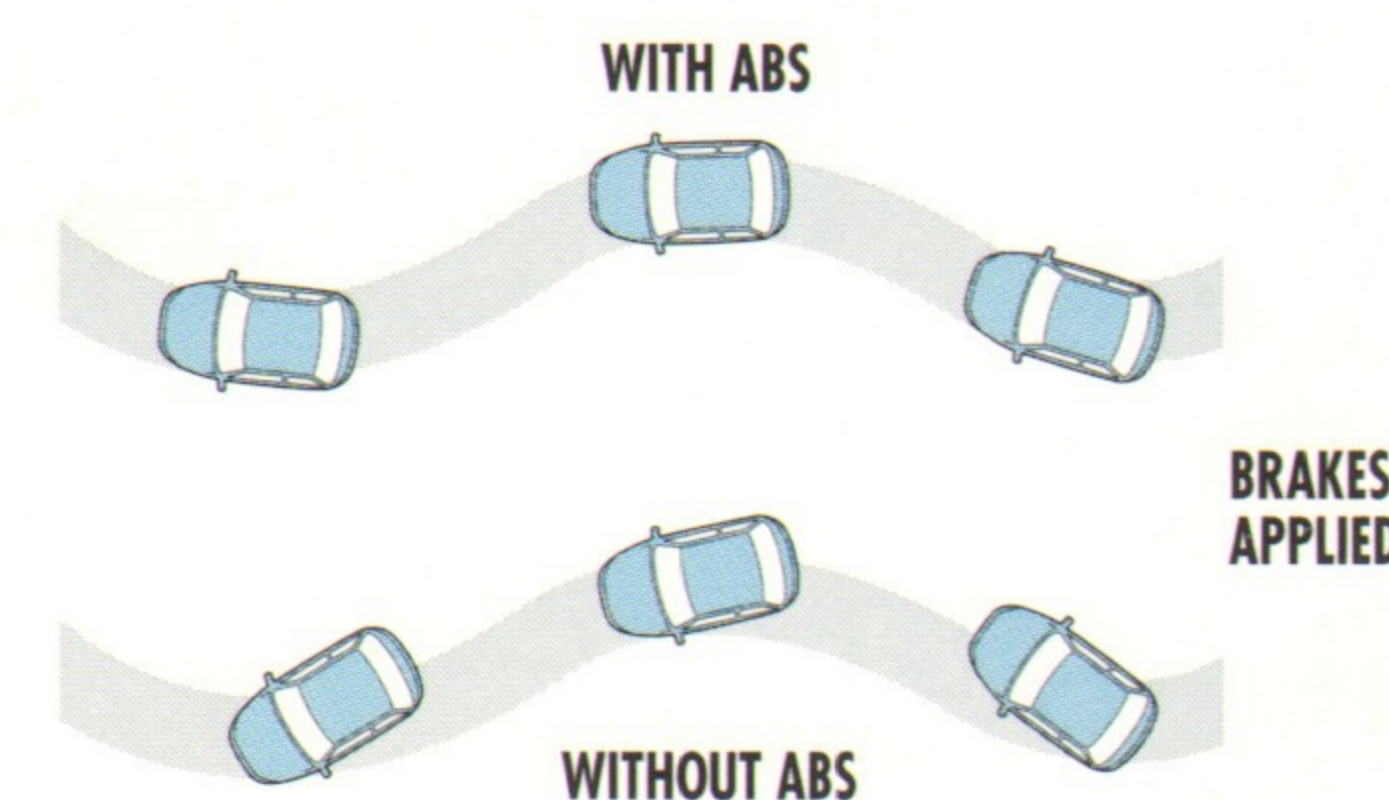
It's more than just pretty Swift. It's pretty smart. ♦



With the rear seat down, the Swift has 21.9 cubic feet of luggage space which, mathematically, works out to 5 large suitcases with room to spare.



A car should help look after your safety when you leave the nest. With its dual airbags, the new Swift does.



The new Swift features an optional four-wheel anti-lock brake system. In a crisis, it automatically pumps the brakes to keep them from locking up.



Along with an optional anti-lock brake system, the new Swift features standard driver and front passenger airbags – a feature more often reserved for more expensive cars. (Don't forget to always wear your seatbelts, too).



accelerate



How did we make the new Swift so comfortable? **VOLUME** volume, volume.


By practically any measure, the new Swift is a very roomy car.

The shape is new, and not simply for newness' sake. Outside, it has a four inch longer wheelbase. Inside, it's over two inches higher and over two inches longer overall. All of which opens up all kinds of possibilities.

There's nearly two inches more head-room in front. So it's long on comfort, even for someone 6'3". To say there's plenty of room for you and your friends is hardly a stretch: There's almost three inches more legroom in the rear.

Put it all together, and the Swift has more passenger volume than a Ford Aspire or a Honda Civic DX.


We then proceeded to fill that space with thoughtful features like reclining front bucket seats with cloth trim. Full carpeting. Door map pockets. A center console with plenty of storage. To say nothing of a luggage compartment with 21.9 cubic feet of space with the rear seat folded.

All so you can bring along a little volume of your own. 



Speaking of volume, note the cupholder, for times when the volume in question happens to be liquid volume.

Swift Economics: a penny saved is nothing compared to fives, tens and twenties.



The Swift's engine: a 1.3-L, 4-cylinder, SOHC, with some of the best gas mileage in its class: an EPA-estimated 39 mpg city, 43 mpg highway with a 5-speed manual transmission, and 30 mpg city, 34 mpg highway with optional automatic.



From economics, to ergonomics: The dash is fully-featured, and designed to make key gauges easy to find and read at a glance.



smooth


How do you fit 14,700 PEOPLE in one car?

While Suzuki is highly respected for putting a great deal of power into very efficient spaces, we're by no means small ourselves. Quite the opposite.

In 125 countries around the world, you'll find the Suzuki name. We have manufacturing plants in 28 different countries, with more than 14,700 employees. We make cars, sport/utility vehicles and motorcycles that thrive anywhere there's dry land, and outboard motors for anywhere there's not.

Along the way, we've managed to build something even more impressive: A reputation for dependability and reliability. From the Australian Outback to the jungles of Indonesia, Suzuki has withstood the worst nature has to offer.

A little closer to home, you'll find some 330 Suzuki dealers across the U.S., and a maintenance record that suggests you won't be needing them very much.

We put the energies of thousands of dedicated people into every car we make. No wonder our cars fit so well into the lives of the people who own them. 

SPECIFICATIONS


ENGINE/DRIVETRAIN		CHASSIS/SUSPENSION		INTERIOR DIMENSIONS	
Engine type	1.3-liter, 4-cylinder, SOHC engine	Body design	Welded uni-body construction	Headroom (front/rear)	39.1 in/36.0 in
Displacement	1298 cc (79.2 cu. in.)	Steering type	Rack and pinion	Legroom (front/rear)	42.5 in/32.8 in
Horsepower (SAE net)	70 hp @ 5500 rpm	Suspension (Front)	Independent MacPherson strut, coil springs, stabilizer bar	Shoulder room (front/rear)	48.9 in/48.9 in
Torque (SAE net)	74 lb-ft @ 3000 rpm	(Rear)	Independent MacPherson strut, separate coil springs, stabilizer bar	CAPACITIES/WEIGHTS	
Induction system	Electronic fuel injection	Brake system (Front/Rear)	Power-assisted disc/Power-assisted drum (4-wheel ABS optional)	Seating capacity	4
Compression ratio	9.5:1	Turning diameter, curb to curb	31.5 ft. (9.6 m)	Luggage capacity, rear seatback up	8.4 cu. ft.
Transmission type	5-spd. Manual	Wheels (Type) (Size)	Styled-steel 13X4.5J	Luggage capacity, rear seatback down	21.9 cu. ft.
Clutch type	3-spd. Automatic (optional)	Tires (blackwalls) (Type/Size)	All season radials/P155/80R13	Fuel tank	10.6 gal. (40 l)
Gear ratios (-1)	Dry single disc	EXTERIOR DIMENSIONS		Curb weight	
1st	Manual/Automatic	Wheelbase	93.1 in (2365 mm)	Manual	1856 lbs (842 kg)
2nd	3.416/2.810 (Low)	Overall length	149.4 in (3795 mm)	Automatic	1911 lbs (867 kg)
3rd	1.894/1.549	Overall width	62.6 in (1590 mm)	Gross vehicle weight rating	2624 lbs (1190 kg)
4th	1.280/1.000 (Drive)	Overall height	54.7 in (1390 mm)	EPA FUEL ECONOMY ESTIMATES	
5th	0.914/N/A	Tread width (front/rear)	54.5 in (1385 mm)/53.5 in (1360 mm)	5-spd. Manual	
Reverse	0.757/N/A			City mpg	39
Differential Ratio	3.272/2.296			Highway mpg	43
	3.789/3.610			3-spd. automatic	
				City mpg	30
				Highway mpg	34

FEATURES


STANDARD - ● OPTIONAL - ■ ACCESSORY - ▲

MECHANICAL FEATURES	INTERIOR FEATURES
1.3-liter, 4-cylinder, SOHC engine ●	Dual air bags ●
Electronic throttle-body fuel injection ●	3-point front/rear seat belts ●
5-spd. manual overdrive transmission ●	Tripmeter ●
3-spd. automatic transmission ■	Air conditioning ▲
Rack-and-pinion steering ●	Day/night rearview mirror ●
4-wheel independent suspension ●	AM/FM stereo cassette ▲
4-wheel anti-lock brakes ■	Reclining front bucket seats ●
Power-assisted brakes (ft.vent.disc/rear drum) ●	Scotchgard™ Fabric Protection ●
EXTERIOR FEATURES	Fold-down rear seat ●
Full aerodynamic wheel covers ●	Cup holder ●
Steel-belted radial tires ●	Cloth seat trim ●
Daytime running lights ●	Airbag warning lamp ●
Sport style front and rear bumpers ●	Side window demisters ●
Integrated halogen headlamps ●	Dual front door map pockets ●
Dual outside mirrors ●	Deluxe floor carpeting ●
Side protective molding ●	Carpeted luggage compartment ●
Electric rear window defogger ●	Removable rear cargo area cover/shelf ●
Tinted glass ●	Sunvisor with pocket and vanity mirror ●
2-spd. windshield wipers/washers w/intermittent ●	
Center high mounted stop lamp ●	

EXTERIOR COLORS




Flash Red



Polar White



Sapphire Blue Metallic



Bermuda Green Metallic

WARRANTY

We're behind you.

When you purchase a new automobile, you're also buying the company that built it. And when you drive home in your new Suzuki, we go with you, via a warranty designed to protect and cover your new car.

Here's what our New Vehicle Limited Warranty covers: All components of the vehicle as supplied by Suzuki for 36 months or 36,000 miles, whichever comes first. The battery is covered for 24 months or 24,000 miles. You needn't worry about a deductible. There isn't one. Any repairs needed to correct defects in materials or workmanship will be made with no charge for parts or labor. Should original body sheet metal panels develop perforation due to corrosion, they're covered for 36 months, with no limit on mileage. The tires are covered by a separate warranty from the tire manufacturer. Our warranty covers so much because we're so confident in the vehicles we build. And because we think owning a Suzuki should be as comfortable and as enjoyable as driving one. For complete details of our warranty, please see your authorized Suzuki dealer.

Specifications and equipment based on information available at time of printing and subject to change without notification. Some vehicles shown with optional equipment; see Specifications charts. For more details on 1995 options, accessories and specifications, contact your local Suzuki dealer.

DRIVE RESPONSIBLY: BUCKLE UP FOR SAFETY - DON'T DRINK AND DRIVE.



© American Suzuki Motor Corporation 1994

3521 E. Imperial Highway

Brea, CA 92621-6722

1-800-447-4700