



SUZUKI EQUATOR



# ENGINEERED FOR WORK, FUN AND EVERYTHING ELSE IN BETWEEN.

The award-winning Suzuki Equator is the pickup that lets you live your life without limits. It offers advanced 4WD capability to confidently carry you and your gear over the toughest terrain without breaking a sweat. It features a fully boxed ladder frame, like the strongest full-sized trucks, to handle all the punishment you can dish out. Under the hood, the available 261-hp V6 engine serves up the power and torque to make tackling trails a blast, while delivering a towing capacity of up to 6,300 lbs. You're not one to take to the road unprepared, and with the Equator, you'll be ready for whatever comes your way.










# THE GUTS TO GET THE JOB DONE.

You expect a lot from your truck, and Equator Crew Cab doesn't fail to deliver the goods. Let's start with a gutsy and powerful V6 that puts 281 lb-ft of torque directly under your right foot. Then add to that a fully boxed ladder frame for exceptional torsional rigidity to deliver an excellent ride and better off-road handling. But we didn't stop there. You also get a factory spray-on bed liner that prevents corrosion and scratch damage, and a cargo tie-down system that helps you easily secure weekend toys like dirt bikes and ATVs. Add to that its impressive 6,300-lb towing capacity, and it's easy to see that when it comes to on- and off-road capability, Equator means business—and it has the chops to back it up.



## BILSTEIN SHOCKS

The heavy-duty shocks on the RMZ-4 are designed to deliver exceptional comfort and control, both on- and off-road.



## UNIQUE FULLY BOXED FRAME

This improves torsional rigidity for outstanding off-road durability, increased cargo and towing capacity, and an improved ride.



## BED EXTENDER

Need to load something oversized? This optional accessory flips in and out, making it easy to carry large cargo items.



## 6,300-LB MAX. TOWING CAPABILITY

From boats to campers to horse trailers, the Equator's hefty towing capacity lets you haul the heavy stuff with confidence.\*





# LEAVE NO ROAD UNTRAVELED.

Equator was designed and engineered to handle the rough stuff. Its available electronic shift-on-the-fly 4WD system lets you easily select between 2WD, 4WD-High and 4WD-Lo to provide the optimal drive configuration for any on- or off-road situation you may encounter. But that's just the beginning. The Equator RMZ-4 also delivers over 10 inches of ground clearance at the rear diff, backed up with Bilstein® shocks and skid plates to ensure that no matter how tough the going gets, you always get to where you're going.



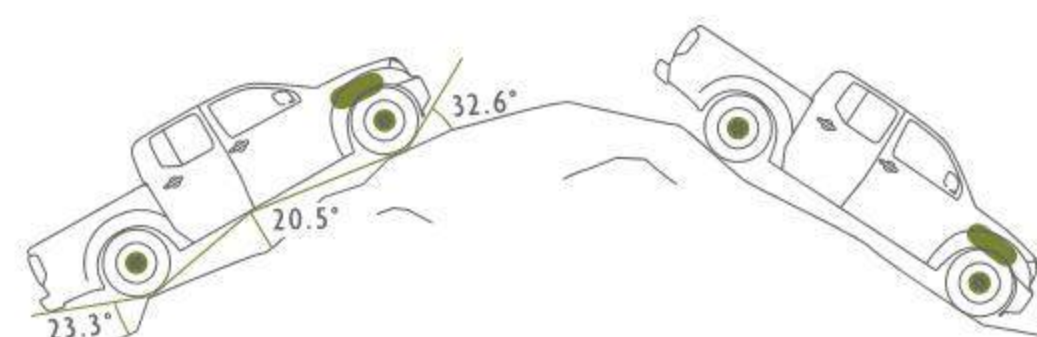
## ELECTRONIC REAR LOCKING DIFFERENTIAL

No more wading into the river to check if the rear differential is locked. Simply bring the truck to a stop, flip the switch, and you're ready to roll.



## SKID PLATES

Rugged skid plates are strategically placed on the Equator RMZ-4 to protect the oil pan, transfer case and fuel tank during serious off-roading.



## HILL HOLD & HILL DESCENT CONTROL

These two features make navigating steep hills less heart-stopping. Hill Hold Control allows you to stop on an incline without rolling back for up to two seconds, giving you time to move your foot to the accelerator for a smooth start. Hill Descent Control lets you come back down without riding the brakes, ensuring a controlled and drama-free descent as long as there is sufficient traction.

## 4-WHEEL DRIVE

Equator's available shift-on-the-fly 4WD system lets you engage 2WD mode for fuel efficiency, 4WD-High mode for mud and snow, or 4WD-Lo mode for the most challenging conditions. All with just the turn of a switch.









# JACK OF ALL TRUCKS.

Equator's flexibility allows you to configure your truck just the way you like it. There are two different bed lengths to choose from, either standard or long bed. The cargo tie-down system securely stows all of your weekend toys. There's also plenty of attention to detail inside, including a dual glove compartment, underseat storage, large center console and a fold-flat seat that doubles as a work surface. With Equator, you're always good to go, whether you're tackling a day at the jobsite or a weekend in the mountains.



"I was struck by its tight, well-built feel ... and excellent power."

- Roadandtrack.com, 10/08



## CARGO TIE-DOWN SYSTEM

All of your gear rides safely and securely, thanks to this fully customizable tie-down system that features adjustable cleats for maximum tie-down versatility.<sup>1</sup>



## DUAL GLOVE COMPARTMENT

You're not one to travel unprepared, and the Equator accommodates, thanks to a spacious dual glove compartment with plenty of room for tools and gear.



## VERSATILE REAR-SEAT CONFIGURATIONS

Split, fold up, fold down, fold flat. Whatever you're hauling or whoever you're carrying, the Equator is ready, willing and able to please.



## FOLD-FLAT FRONT SEAT

For added cargo carrying or work versatility, Equator's front seats fold flat, allowing you to work on a laptop or eat lunch.





CREW CAB WITH GRAPHITE INTERIOR



# BE BOLD. BUT ALSO BE SAFE.

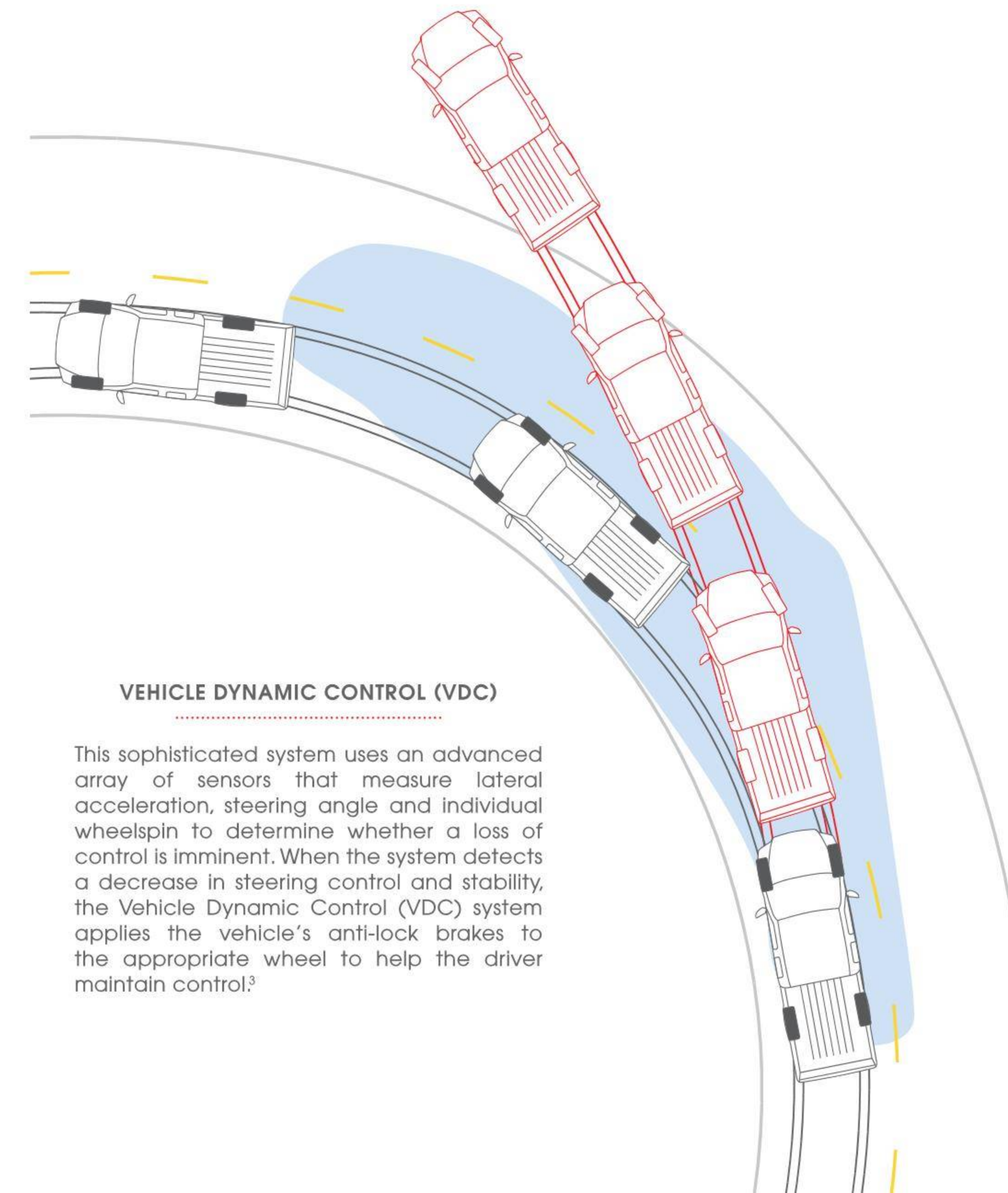
At Suzuki, we believe that every driver has the right to a safe vehicle they can feel confident in. That's why we equip every Equator with a host of state-of-the-art passive and active safety systems, including six standard airbags with rollover sensors, energy-absorbing front and rear crumple zones, side-impact door beams and Vehicle Dynamic Control. So you and your crew are safer and better protected. Because while you can't predict the future, you can always be prepared for it.



RMZ-4 IN BAY BLUE

"Top front and side crash safety rating."<sup>2</sup>

- IIHS



## VEHICLE DYNAMIC CONTROL (VDC)

This sophisticated system uses an advanced array of sensors that measure lateral acceleration, steering angle and individual wheelspin to determine whether a loss of control is imminent. When the system detects a decrease in steering control and stability, the Vehicle Dynamic Control (VDC) system applies the vehicle's anti-lock brakes to the appropriate wheel to help the driver maintain control.<sup>3</sup>



## ACTIVE FRONT HEAD RESTRAINTS

This safety feature will activate in rear impacts, helping to cushion sudden head movement and reduce the possibility of neck injury.



## DUAL-STAGE AIRBAGS

These front airbags vary the speed of deployment based on the severity of impact, helping to reduce injury in the event of an accident.<sup>4</sup>



## TIRE PRESSURE MONITORING SYSTEM (TPMS)

Improper tire pressure can cause uneven wear, lower mileage and even blowouts. This system alerts you when the pressure drops below the proper level.<sup>5</sup>





# THERE'S A REASON EVERY SUZUKI WEARS AN "S" ON ITS CHEST.

## #1

### Japan's best-selling car.

Japan is well known throughout the world as a country where quality is king. Which means manufacturing the best-selling car in Japan for six out of the last seven years is an achievement that speaks for itself. But Suzuki's reputation for quality didn't start just yesterday. We've been building long-lasting, high-quality products for over 100 years.

### Winning all over the world.

Suzuki racing cars and motorcycles have captured championships at many of the world's most demanding race circuits. From the dips and turns of Grand Prix tracks in Europe to the high-flying action of international Supercross,<sup>®</sup> Suzuki has become synonymous with outstanding performance. Recently, a Kizashi set a land-speed record at the Bonneville Salt Flats, and in 2011, Team GoPro Monster Sport with BC won the Pikes Peak International Hill Climb in a specially prepared Suzuki SX4. This win was a record sixth year in a row, shattering the previous record time by nearly 10 seconds.



### Suzuki sells more cars worldwide than BMW,<sup>®</sup> Dodge,<sup>®</sup> Subaru<sup>®</sup> and many others.

While Suzuki cars are just beginning to make their mark in America, our cars have been coveted internationally for many decades. Did you know that Suzuki is a bigger auto manufacturer in Japan than Honda? Our outstanding quality and long-lasting dependability have made us one of the most trusted brands around the world.



### The first 4-wheel ATV ... ever ...

When Suzuki first introduced the QuadRunner<sup>™</sup> in 1983, it was an overnight sensation with both the press and the public, praised for its user-friendliness as well as its impressive engineering. Not surprisingly, these characteristics continue to set Suzuki vehicles apart to this very day.



### Innovation & engineering excellence come naturally.

Suzuki marine engines are the unprecedented six-time winners of the coveted National Marine Manufacturers Association Innovation Award, thanks to products like the Suzuki DF300,<sup>®</sup> the world's first 300-hp, 4-stroke outboard motor. A showcase of superior performance, improved fuel economy and reduced environmental impact, the DF300 set a new benchmark for performance in a compact outboard engine.



### Dominance through superior engineering.

When Suzuki introduced the GSX-R<sup>®</sup> line in 1985, a dynasty was born. GSX-Rs have become the best-selling sportbikes in America and have won an unprecedented 33 AMA<sup>®</sup> Championship racing titles. Durability, superior engineering and a passion for performance have made Suzuki the premier choice for discerning buyers around the world. **Suzuki. The power of engineering.**



Suzuki KingQuad may be used only by those aged 16 years and older. Suzuki highly recommends that all ATV riders take a training course. We'll even pay for it. For safety and training course information, see your dealer, or call the SVIA at 1-800-852-5344. ATVs can be hazardous to operate. Study your Owner's Manual, and always inspect your Suzuki before riding. For your safety, always wear a helmet, eye protection and protective clothing. Always avoid paved surfaces. Never ride on public roads. Never carry passengers or engage in stunt riding. Never ride under the influence of alcohol or other drugs. Avoid excessive speeds.



# AMERICA'S #1 WARRANTY. QUALITY SO GOOD, WE GUARANTEE IT.

While there are no guarantees in life, Suzuki makes sure there are on the road. That's why all Suzukis are backed by America's #1 Warranty™—up to 100,000 miles with a 7-Year Powertrain Limited Warranty. It's fully transferable, has zero deductibles, and even offers 24-hour roadside assistance for three years or 36,000 miles. What's more, you'll enjoy the convenience of a courtesy vehicle program, available from participating dealers for up to five days on warranty-covered repairs. So, whatever worries you have in life, your vehicle won't be one of them.



EQUATOR CREW CAB

EQUATOR EXTENDED CAB

GRAND VITARA

KIZASHI SPORT

SX4 AWD CROSSOVER

SX4 SPORT SEDAN



# EQUATOR SPECIFICATIONS

## EXTENDED CAB WITH COMFORT PKG

### PERFORMANCE

- 2.5-liter DOHC 16-valve 4-cylinder, 152-hp and 171 lb-ft
- 5-speed Manual Transmission (MT)
- Fully boxed ladder-frame construction
- Independent front suspension with front stabilizer bar
- Overslung multi-leaf rear suspension
- 15-inch styled steel wheels

### EXTERIOR

- Rear-bumper-mounted Class III tow-hitch ball provision
- 6-foot (73.3-inch) cargo bed
- Rope hooks inside bed (x4)
- Detachable tailgate with lock
- Privacy glass
- 90-degree rear-door-opening access

### INTERIOR

- Air conditioning
- AM/FM/CD audio system
- Rear underseat storage with lid and removable box
- Front-door pockets with bottle holders
- Dual 12-volt accessory power outlets
- Dual glove compartment (lower with illumination and lock)

### SAFETY

- Vehicle Dynamic Control (VDC)
- 4-wheel Anti-lock Braking System (ABS) with Electronic Brake-force Distribution (EBD)
- Active Limited Slip Traction Control
- Driver and front-passenger dual-stage supplemental airbags
- Roof-mounted side curtain and rollover supplemental airbags<sup>3</sup>
- Front-seat-mounted side-impact supplemental airbags
- Tire Pressure Monitoring System (TPMS)

### PREMIUM PACKAGE

- 5-speed Automatic Transmission (AT)
- 16-inch aluminum alloy wheels with P265/70R16 tires
- Cruise control
- Remote Keyless Entry
- Power windows
- Power door locks
- Dual power outside mirrors
- Tilt steering column
- Aluminum silver front bumper inserts
- Manual sliding and locking rear window
- Premium seat materials

## EXTENDED CAB SPORT (includes all Comfort Pkg plus)

### PERFORMANCE

- 4.0-liter DOHC 24-valve V6, 261-hp and 281 lb-ft
- 4WD with 2-speed transfer case and low-range gearing
- Hill Hold Control (HHC)
- Hill Descent Control (HDC)
- 17-inch aluminum alloy wheels with P265/65R17 tires
- 5-speed Automatic Transmission (AT)
- Upgraded front-brake rotors

### EXTERIOR

- Front tow hook
- Black mud/splash guards

### INTERIOR

- Cruise control
- Remote Keyless Entry
- Power windows
- Power door locks
- Dual power outside mirrors
- Tilt steering column
- Aluminum silver front bumper inserts
- Manual sliding and locking rear window
- Premium seat materials
- Front map lights

## CREW CAB SPORT

### PERFORMANCE

- 4.0-liter DOHC 24-valve V6, 261-hp and 281 lb-ft
- 5-speed Automatic Transmission (AT)
- 17-inch aluminum alloy wheels with P265/65R17 tires
- Upgraded front-brake rotors

### EXTERIOR

- Four full-size doors with 5-passenger seating
- Spray-on bed liner
- Cargo-bed track-type tie-down system with four tie-down cleats
- Dual power outside mirrors
- Full-size spare tire
- Chrome rear bumper
- Rear-bumper-mounted Class III tow-hitch ball provision
- 5-foot (59.5-inch) cargo bed

### INTERIOR

- Power windows and door locks
- Remote Keyless Entry
- AM/FM/CD audio system with six speakers, including dual front-door tweeters
- 60/40 rear-seat-cushion flip up/seat-back foldup
- Rear heater ducts
- Rear window defroster
- Vehicle Security System
- Front map lights

### SPORT 4WD LONG BED

- 6-foot (73.3-inch) cargo bed
- 4WD with 2-speed transfer case and low-range gearing
- Hill Hold Control (HHC)
- Hill Descent Control (HDC)

## CREW CAB RMZ-4 (includes all Crew Cab Sport plus)

### PERFORMANCE

- 4WD with 2-speed transfer case and low-range gearing
- Hill Hold Control (HHC)
- Hill Descent Control (HDC)
- Bilstein high-performance shocks
- 16-inch off-road alloy wheels with P265/75R16 BF Goodrich® Rugged Trail tires
- Skid plates—protection for oil pan, transfer case and fuel tank
- Dana® 44 rear axle
- Electronic locking rear differential

### EXTERIOR

- 5-foot (59.5-inch) cargo bed
- Front foglamps
- Chrome outside mirrors and door handles

### INTERIOR

- RMZ-4 seating materials
- Height-adjustable driver's seat with lumbar support
- Leather-wrapped steering wheel

### SAFETY

- Vehicle Security System

## ACCESSORIES (visit SuzukiAuto.com for a complete list of accessories)



SLIDING BED DIVIDER



BED LINER



STEP RAILS

Glacier White



Silver Alloy



Adobe Red



Bay Blue



Gunpowder Black



EXTENDED CAB

CREW CAB

EXTERIOR	Extended Cab		Crew Cab Sport		RMZ-4
	Base/Premium	Sport	Short Bed 4x2	Long Bed 4x4	
Overall Length x Width x Height (in)	206.6 x 72.8 x 68.7	206.6 x 72.8 x 69.7	206.6 x 72.8 x 70.1	220.1 x 72.8 x 70.1	206.6 x 72.8 x 70.1
Wheelbase (in)	125.9			139.9	125.9
Bed Length x Bed Width <sup>7</sup> x Bed Depth (in)	73.3 x 61.4 x 18.0		59.5 x 61.4 x 18.0	73.3 x 61.4 x 18.0	59.5 x 61.4 x 18.0
Min. Ground Clearance (in)	7.6	8.9	8.6	8.9	

INTERIOR				
Head Room, front/rear (in)	39.7/38.3		40.0/38.7	
Leg Room, front/rear (in)	42.4/25.4		42.4/33.6	
Shoulder Room, front/rear (in)	58.3/54.9		58.3/58.3	
Hip Room, front/rear (in)	55.8/55.0		55.6/58.0	
Interior Volume (cu ft)	87.7		101.1	

EPA ESTIMATED FUEL ECONOMY*					
1-4 MT, city/hwy (1-4 AT city/hwy)—21.1-gal Fuel Tank	19/23 (17/22)	-	-	-	-
V6 AT, city/hwy—21.1-gal Fuel Tank	-	15/20 (4WD)	15/20 (2WD)	14/19 (4WD)	

CAPACITIES					
Max Payload (lbs)	986/883	1,393	1,471	1,293	1,105
Max Towing (lbs)	3,500	6,300		6,100	

## FOR ADDITIONAL INFORMATION ON EQUATOR:



Visit us at [SuzukiAuto.com](http://SuzukiAuto.com) to learn more and build your ideal vehicle today.



Scan this code to find a dealer near you.

\*The tow hitch shown is an optional accessory. <sup>1</sup>Always ensure that all cargo is properly secured before operating the vehicle. <sup>2</sup>Based on 2011 model year. IIHS frontal, side and rear ratings from [iihs.org](http://iihs.org). <sup>3</sup>Electronic stability control cannot be relied upon to prevent accidents due to abrupt steering, carelessness, or dangerous driving techniques. <sup>4</sup>An airbag supplements the crash protection offered by seat belts. The driver and all occupants must be properly restrained by wearing seat belts at all times to minimize the risk of severe injury or death in the event of a crash. <sup>5</sup>The Tire Pressure Monitoring System (TPMS) is not a substitute for regular tire pressure inspections. Tire pressure should be checked at least monthly using a tire pressure gauge. Maintaining the recommended tire pressure can help avoid performance problems, tire damage and premature wear. See the Owner's Manual for additional details. <sup>6</sup>New Suzuki automobiles come standard with a 100,000-mile/7-year powertrain limited warranty. For more information on America's #1 Warranty, please visit [SuzukiAuto.com](http://SuzukiAuto.com), or see your local authorized dealer and the new warranty booklet for full details. <sup>7</sup>Measured at C-channel. <sup>8</sup>Gas mileage

based on EPA mileage estimates, sourced from [fuelconomy.gov](http://fuelconomy.gov). Actual mileage may vary based on options, driving conditions, driving habits and vehicle's condition. Bilstein, *Road & Track*, Supercross, BMW, Dodge, Subaru, RAM, AMA, BF Goodrich and Dana are registered trademarks. Professional driver under controlled environment. Be extra careful on difficult terrain. Some models shown with optional equipment and accessories. Sports equipment not included. Along with concerned conservationists everywhere, Suzuki urges you to Tread Lightly!® on public or private land. Preserve your future off-roading opportunities by showing respect for the environment, local laws and the rights of others. Specifications, comparisons and equipment are based on information available at time of print and subject to change without notice. For more information, contact your local Suzuki Dealer, or visit [SuzukiAuto.com](http://SuzukiAuto.com). ©American Suzuki Motor Corporation 2011. Suzuki, the "S" logo and Suzuki model names are Suzuki trademarks or ®.





