

2010
BMW M5 Sedan
BMW M6 Coupe
BMW M6 Convertible



The Ultimate
Driving Machine®



Contents

2010 BMW M5 Sedan | 2010 M6 Coupe and Convertible

04119	M5 Sedan
20123	M5 Sedan equipment details
24137	M6 Coupe
38153	M6 Convertible
54157	M6 Coupe and Convertible equipment details

Technology


58159	Engine
60161	Transmissions
62163	Head-up Display
64165	Chassis Brakes
66167	BMW M engineering dynamics
68169	The Nürburgring

Equipment


70171	Paints Leather upholsteries
72173	Softtop colors Interior trims Combinations
74177	Standard equipment Optional equipment
78180	Technical data Technical illustrations
81	BMW Online Technology Guide
82183	BMW Services

For details on the availability of standard and optional features, please refer to the **Standard equipment | Optional equipment** charts at the back of this brochure.

“M” – the most powerful letter in the world.

	M5 Sedan shown with the following equipment: Engine: 5.0-liter, 40-valve V-10 Output: 500 hp @ 7750 rpm Wheels: M Radial Spoke (Style 166M) light cast alloy Exterior color: Silverstone Silver Metallic Upholstery: Silverstone II Merino Leather (Full) Interior trim: Brushed Aluminum Shadow
BMW M5 Sedan	
For details on paint colors, upholstery and interior trims, please refer to pages 70-73.	

	M6 Coupe shown with the following equipment: Engine: 5.0-liter, 40-valve V-10 Output: 500 hp @ 7750 rpm Wheels: M Radial Spoke (Style 167M) light cast alloy Exterior color: Indianapolis Red Metallic Upholstery: Black Merino Leather (Full) Interior trim: Carbon Fiber Black
BMW M6 Coupe	
For details on paint colors, upholstery and interior trims, please refer to pages 70-73.	

	M6 Convertible shown with the following equipment: Engine: 5.0-liter, 40-valve V-10 Output: 500 hp @ 7750 rpm Wheels: M Radial Spoke (Style 167M) light cast alloy Exterior color: Black Sapphire Metallic Upholstery: Portland Brown Merino Leather (Full) Interior trim: Carbon Fiber Black (interior trim option)
BMW M6 Convertible	
For details on paint colors, softtop colors, upholstery and interior trims, please refer to pages 70-73.	





It doesn't park. It waits.
The BMW M5 Sedan.



European rear license plate and holder shown.

BMW M engineers: masters of increasing muscle — without steroids.

The M5 has always been prized for its awesome power, sheathed in an understated, athletic body. A casual observer might notice its dynamic proportions and powerful curb presence without fully realizing what they are looking at. Aficionados, on the other hand, see the M5 for what it really is: one of the most exhilarating sports sedans in the world. The M5 retains its distinctive M styling cues: aerodynamically designed side mirrors, rear diffuser, and four chrome-plated tailpipes — all hallmarks of its Motorsport origins.

The muscular front air dam with large air scoops makes the M5 look fierce, but its true purpose is to help the V-10 engine breathe more freely and cool the powerful 14.7" front brakes. The expressive lines that define all BMWs are enhanced and sharpened on the M5; the front headlight cluster and taillights are subtly refined. In the M5, aesthetic design and outstanding performance blend together to let other drivers know that they've just been passed by a truly special BMW.



One of the ways to make an engine more powerful is to make it run faster. This is hard to achieve – but results in a signature M driving experience. The M5's V-10 engine has an astonishingly high 8250 rpm redline. At 7750 rpm, it delivers 500 horsepower. Throttle response is available almost instantaneously, with 383 lb-ft of maximum torque

at 6100 rpm. Mated to a 7-speed SMG or 6-speed manual transmission, agile M suspension and massive brakes, the M5 was designed to be the most dominant sports sedan in the world.

For details on the availability of standard and optional features, please refer to the **Standard equipment** | **Optional equipment** charts at the back of this brochure.



The most ferocious sports sedan of all time.





A 500-horsepower
understatement.



Seventh heaven.

To harness the full power of the M5's remarkable V-10 engine, BMW gives you a choice of two transmissions: a Formula 1™-inspired 7-speed Sequential Manual Gearbox (SMG) with Drivelogic, or a 6-speed manual.

Like the V-10 engine, SMG traces its roots to BMW's Formula 1 technology. It enables the driver to execute gear changes in milliseconds, far faster than even the best drivers in the world could shift by using a traditional manual transmission with a clutch pedal. This technology also allows the gears to be arranged in the optimum position within

the transmission for greater durability and faster shifting. The result is a true wonder of automotive precision. Drivers can select from 11 shift programs (six manual and five automatic), based on personal preference and driving conditions.

Those who prefer the hands-on feel and involvement of the 6-speed manual transmission will discover impressively smooth, quick shifting and maximum control.

For details on the availability of standard and optional features, please refer to the **Standard equipment** | **Optional equipment** charts at the back of this brochure.





European rear license plate and holder shown.



Supercar or executive sedan?

On the track or on your daily commute, down the straightaways or through the switchbacks, the M5 delivers a thrilling driving experience unlike any other. The intelligent use of lightweight materials, such as its aluminum front structure and suspension, help to reduce weight, increase rigidity, and improve responsiveness and handling. With a remarkably high power-to-weight ratio and near-50/50 front/rear weight distribution, the M5 presents dynamic balance, handling, braking and acceleration. The Variable M Differential

Lock significantly enhances traction when exiting turns and on uneven road surfaces. M Dynamic Mode, a less intrusive version of Dynamic Stability Control, lets you get more traction out of your M5 before the stability program steps in to help keep you on track. The M5's massive cross-drilled, inner-vented compound disc brakes were designed for top speeds on the Autobahn, yet they're sensitive enough for everyday driving in city traffic. Extreme performance and comfort for five: the hallmarks of the magnificent M5.

Yes.





All systems go.
Ready for takeoff.



You cannot sit in the driver's seat of the M5 without a feeling of awe. This is more than a car; it's your partner in high performance. Aluminum-ringed gauges convey data quickly; perfectly placed controls receive and execute your commands in an instant. All essential functions are placed within reach, on and around the thick M multi-function steering wheel where you would instinctively reach for them. To help you keep your eyes on the road, Head-up Display projects important data onto the windshield, along your line of vision.

For details on the availability of standard and optional features, please refer to the **Standard equipment** | **Optional equipment** charts at the back of this brochure.

In the M5 interior, elegant curves rendered in leather flow back from the dash, and are carried across the doors to the rear compartment. The sleek, leather-covered center console (requires Full Merino Leather upholstery) offers greater versatility. The sculpted dash integrates gauges and the Navigation system screen, while dual cowls shield them from sunlight for enhanced legibility. Primary climate and audio controls, gleaming with Silver Titanium trim, are conveniently set into the clean sweep of the center dash; non-driving functions can easily be accessed and modified via the redesigned iDrive Controller. Six programmable memory keys give you quick access to your favorite radio stations, Navigation addresses and phone numbers (if so equipped) with just a touch. The result is an environment that frees you to concentrate on the job at hand; the sheer thrill of driving the M5.

M5 Sedan interior shown with the following equipment:

Upholstery: Silverstone II Merino Leather (Full)
Interior trim: Brushed Aluminum Shadow



M-style performance – optimized in every detail.

- 1 M side gills.
- 2 Front air dam with three air intake scoops.
- 3 M side-view mirror enhances aerodynamics.
- 4 Two dual chrome-plated stainless-steel tailpipes, diffuser and M rear spoiler.
- 5 19" M Radial Spoke (Style 166M) light cast alloy wheels.¹

¹Due to low-profile tires, please note: wheels, tires and suspension parts are more susceptible to road hazard and consequential damages. Performance tires not recommended for driving in ice and snow.



- 1 Door-sill trim with M5 logo.
- 2 M-mode Head-up Display.
- 3 6-speed manual transmission.
- 4 20-way multi-function front seats.
- 5 20-way multi-function front seats with Perforated Merino Leather.
(requires Ventilated Seat feature)

For details on the availability of standard and optional features, please refer to the **Standard equipment** | **Optional equipment** charts at the back of this brochure.

A dramatic landscape featuring a winding asphalt road that curves into the distance. On the left side of the road, several tall, dark trees are heavily wind-swept, their branches leaning sharply to the right. The background consists of rolling hills and distant mountains under a sky filled with large, white, puffy clouds. The overall mood is one of power and speed, consistent with the BMW M6 Coupe advertisement.

Leave a storm in your wake.
The BMW M6 Coupe.

Feel it: adrenaline surges like never before. The M6 Coupe – a powerful mix of sport and luxury; the embodiment of confidence in one spectacular vehicle.

The M6 Coupe packs the same, storied punch that led all things “M” to rewrite records in motorsport performance. It also showcases

the razor-keen elegance that made its 6 Series forerunners the toast of automotive enthusiasts – model-year in, year out. Can a coupe this rich in premium qualities race from 0-60 in 4.5 seconds¹? Yes – if it's the M6.

¹SMG transmission. BMW AG test results. BMW urges you to obey all posted speed laws and always wear safety belts.

The M6 Coupe:
it leads by example –
and by quite a distance.



The M6 delivers electrifying performance. In every role.



The M6 honors its Formula 1™ roots by delivering the thrill of victory on any drive. Marvel at its mastery of the open road, as it accelerates quickly, effortlessly from standstill to the speed limit, emitting a deep, feral roar. The M6's performance is bolstered by a high-revving 5.0-liter V-10 capable of heart-stopping acceleration seldom seen outside racing circles. Or savor its

demeanor in everyday traffic: creamy-smooth, like cool jazz. Credit the engine, which reaches the magic number of 100 horsepower per liter. With 500 horsepower at 7750 rpm and 383 lb-ft of torque at 6100 rpm, topping out at an astounding 8250 rpm, it's capable of freeing your own capacity for exhilaration. So go ahead. Push the Start button and hit the gas.

Endlessly compelling.
So is the ocean.



Only BMW could create a low-slung vehicle with such a high profile.

Feast your eyes; looks are not deceiving in the M6. BMW started with the 6 Series, then added M muscle. As you look around, you'll see the performance-enhancing differences.


The enlarged front air dam, flanked by secondary intake openings, doubles the amount of air delivered to the M6's mighty V-10 engine. That flow also cools

the brakes, whose large discs can be viewed between the double spokes of the lightweight 19-inch forged aluminum wheels.

While it proudly displays its M heritage, the M6's aggressively sculpted shape also communicates the most important message: its incomparable dynamics.





A wide-angle photograph of the interior of a BMW M6 Coupe. The view is from the passenger side looking towards the driver's seat. The leather seats are black with light-colored stitching. The dashboard and center console are also black with silver accents. The steering wheel is black with the BMW logo. The car is parked on a road overlooking a coastline with cliffs and the ocean under a clear blue sky.

Room for four — but only
one lucky enough to drive.

Uncommonly spacious for a GT car, the M6 cockpit surrounds the driver and three passengers in handsome leather and high-quality materials. The interior's sporty lines and surfaces convey motion while the fine craftsmanship speaks of elegance and sophistication. Body-contoured M sport seats with multiple power adjustments hug the driver and front passenger. The M6 Coupe even offers an adjustable backrest width with a variety of adjustment levels. Three-stage seat heating warms the seats' bottoms, backrests and side supports.

Among the many luxurious appointments, the M6 offers the incomparable pleasures of Logic7 audio with Surround Sound, 13 upgraded speakers, Digital Sound Processing and MP3 capabilities. The Enhanced Premium Sound system perfectly matches loudspeakers with time-aligned audio reproduction for

a brilliant, unique sound experience. HD Radio™ receives free, digital AM/FM broadcasts across the U.S. in clear, static-free quality sound — AM sounds like FM; FM sounds like CD. Also enjoy "multicast" FM stations, as well as a variety of innovative data services.

BMW's Advanced Safety System for integrated deployment of passive and active safety features helps protect occupants, while the safety and convenience features of BMW Assist™ offer peace of mind.

At the rear, the M6's deep trunk with soft-close feature can accommodate one large suitcase and two 46-inch golf bags, amply demonstrating that the M6 is truly an amazingly versatile performer — no matter how you measure it.

For details on the availability of standard and optional features, please refer to the **Standard equipment** | **Optional equipment** charts at the back of this brochure.



Express lane to freedom:
the BMW M6 Convertible.

A top-down fantasy, meticulously
assembled from the ground up.



The BMW convertible you've always dreamed of, with a reputation we've always built on. The BMW M6 Convertible recalls generations of innovative BMW racing research and technology. First and foremost, it's an M Car. Which means you're in for a drive you'll simply never forget. The highest standards in automotive engineering come together so seamlessly in the M6 Convertible, you'll have only two things on your mind: the feel of 500 horses at your command, and the next riveting mile. The amazement doesn't end there: put down the M6 Convertible's top and suddenly the great outdoors and the open road meet in one unparalleled driving experience.

A vehicle that's capable of such relentlessly exhilarating performance should look equally stunning. For all its racetrack-inspired glory, the body of the M6 Convertible is grace incarnate, with gorgeous and inspiring lines from head to toe. From the bold front grille to the sensuously clean side-panel design, from the sweeping wheel arches to the glistening stainless steel tailpipes. At ground level, the sporty 19" M Radial Spoke (Style 167M) light cast alloy wheels add to the aggressive look, as the M6's low-profile performance tires¹ grip the pavement. Every inch of the M6 demands attention as it soars effortlessly down the highway.

¹Due to low-profile tires, please note: wheels, tires and suspension parts are more susceptible to road hazard and consequential damages. Performance tires not recommended for driving in ice and snow.

Drivers cannot live
on adrenaline alone.





The luxurious interior of the M6 Convertible caters to the dual nature of every discerning driver – the need to be in control, and the desire to be pampered.

For the driver and the front-seat passenger, the M6 Convertible's 14-way power, 2-way manually adjustable sport seats are bolstered to hold you tight through any curve-hugging driving maneuver. Upholstered in true M fashion with stylish Merino Leather and race-inspired trim, the M sport seats also offer the comfort of three-stage heating and four-way lumbar support.

For details on the availability of standard and optional features, please refer to the **Standard equipment** | **Optional equipment** charts at the back of this brochure.

The M sport multi-function steering wheel, leather-wrapped and supple to the touch, is also outfitted with BMW's SMG paddle shifters for Formula 1™-inspired shifting. The Head-up Display projects vital driving information as an unobtrusive, yet easy-to-read image above the driver's-side dash. And the Navigation system gives you extensive traffic information, detailed maps and driving directions.

M Drive, a part of BMW's innovative iDrive Navigation and control system, lets you set and then save your driving preferences, all at the touch of a button. Parameters for SMG programs, Electronic Damping Control (EDC) settings, Dynamic Stability Control (DSC) mode, engine response and more can be "memorized," and then instantly recalled at any time with the push of the M button.

Trim options include choice wood grains and dashing modern elements like carbon fiber. M Car badging on the door sills brings powerful elegance to the cockpit. The Logic7 audio system delivers crystal-clear, 11-speaker sound with CD, AM/FM and MP3 capabilities, while the Enhanced Premium Sound system delivers a level of reproduction designed to please the most demanding audiophile. In addition to SIRIUS Satellite Radio, both systems can also be enhanced with HD Radio,™ which receives free, digital AM/FM broadcasts across the U.S. in clear, static-free quality sound – AM sounds like FM; FM sounds like CD. Also enjoy the "multicast" FM stations, as well as a variety of innovative data services. In every sense, the M6 Convertible surrounds its occupants in functional, flawless luxury.





With the BMW M6 Convertible, there's no compromise to be made between nature and machine. With the softtop down, not only do you have a great view and all the headroom in the world, you still have enough room in the trunk for two golf bags and a suitcase. The independently controlled rear window can be put up even with the top down to prevent excess wind in the vehicle during a long drive, or leave it open with the top up to keep air flowing. Either way, the M6 Convertible lets you enjoy all the scenery, the sunshine, and the powerful delight of open-air cruising.

Take an outdoors vacation.
In any gear.



BMW's 5.0-liter, naturally aspirated V-10 engine generates a groundshaking 500 horsepower, rocketing the M6 Convertible from 0-60 in 4.6 seconds.¹ High-pressure M Double-VANOS technology "steplessly" varies valve timing in response to engine speed, load and temperature, enhancing low- to medium-speed torque and emission control. This system, which was developed specifically for BMW M engines, uses its own high-pressure oil pump, rather than operating on pressure from the engine oil pump. As a result of BMW's innovative engine technology, this comfortable convertible is transformed into a spectacular sporting machine.

A 7-speed SMG DRIVELOGIC transmission puts you in control of 11 different gearshifting programs – six manual and five automatic – to provide you with the power to choose your own driving style preferences. And for the traditionalist who prefers the interaction of shifting a manual transmission and using a clutch pedal, a 6-speed transmission is also available. So wherever you go, you can stay focused on one of the M6 Convertible's most satisfying features: the roar of the engine.

¹SMG transmission. BMW AG test results. BMW urges you to obey all posted speed laws and always wear safety belts.

For details on the availability of standard and optional features, please refer to the **Standard equipment** / **Optional equipment** charts at the back of this brochure.

Inside this beautiful body:
a perfect V-10.



Far from remaining in the realm of myth, the M6 is the stunning realization of automotive superiority, the epitome of racing muscle and intelligence wedded to sensual, handcrafted elegance. BMW's M engineers have transformed the M6 Convertible into a living, breathing, open-air Ultimate Driving Machine®. No softtop BMW is faster from standstill. And no other vehicle in its class is as comfortably designed – or as visually compelling. It's a breathtaking work of art shaped by the innovative ideas of years of M Car heritage and Formula 1™ technology.



1



2



3



4



5



6



- 1 Aerodynamic low-profile M6 Convertible softtop in black; also available in gray.
- 2 Characteristic M Car dual chrome-plated stainless-steel tailpipes.
- 3 White turn signal indicators incorporated into the M side gills.
- 4 M auto-dimming side-view exterior mirrors with power fold-up feature.
- 5 Lightweight M6 carbon-fiber roof is four times lighter than steel.¹
- 6 19" M Radial Spoke (Style 167M) light cast alloy wheels.²

¹Available in M6 Coupe only.

²Due to low-profile tires, please note: wheels, tires and suspension parts are more susceptible to road hazard and consequential damage. Performance tires not recommended for driving in ice and snow.



- 1 Door-sill trim with illuminated M6 logo.
- 2 Instrument panel dashboard in Full Merino Leather.
- 3 Illuminated SMG selector lever.
- 4 Information Display with white illuminated surrounds on the speedometer and tachometer and red instrument needles.
- 5 M-mode Head-up Display.

For details on the availability of standard and optional features, please refer to the **Standard equipment** | **Optional equipment** charts at the back of this brochure.

10 cylinders. 5 liters. 0-60: 4.5 seconds.¹ Need we say more?

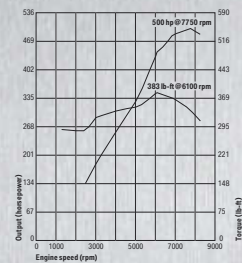
A 10-cylinder, high-revving naturally aspirated power unit: this may sound rather long and complicated. But it's the shortest way to describe what drives the 2010 BMW M5 Sedan, M6 Coupe and M6 Convertible.

However, what drove BMW in developing this unique power unit can be described in a single word: passion. The passion felt by engineers, researchers and drivers alike.

High performance from high engine speeds: that is the philosophy of BMW M. Thanks to a compact, high-revving, V-10 power unit combined with a short transmission ratio, the M5 and M6 develop enormous thrust and muscle that's always on tap. At 5.0 liters and 500 horsepower, the V-10 produces 100 hp per liter – a remarkable feat for a naturally aspirated production engine. With 383 lb.-ft. of maximum torque and a sky-high redline of 8250 rpm, this engine thrusts the M5 and M6 Coupe from 0–60 in 4.5 seconds and the M6 Convertible in 4.6 seconds, on their quick ascent to an electronically limited 155 mph.¹ And these M Cars' power-to-weight ratio of one hp per each eight lbs. for the M5 Sedan and M6 Coupe, and 9 lbs. for the M6 Convertible, are figures more representative of racecars than luxury vehicles. However, the real proof of the engine's character comes on the road, where it delivers a standard of performance that cannot be expressed in numbers.

A touch of the accelerator pedal elicits immediate response from the engine without the slightest lag. Throughout intense acceleration, braking and turning maneuvers, a semi-dry-sump oil system fights lateral acceleration to keep the powerplant lubricated. The engine also incorporates a number of other design achievements that add to the dynamic driving experience, such as the world's first ion flow knock control, which ensures full engine power at these high rev levels.

¹BMW AG test results with SMG transmission, M5 Sedan and M6 Coupe: 4.6 seconds, M6 Convertible. BMW urges you to obey all posted speed laws and always wear safety belts.



The exceptionally steep horsepower curve of the V-10 engine is consistently strong all the way through the rpm range.





It takes a high-performance transmission to harness 500 horses.

To make the best use of the high-revving V-10 engine, BMW developed two appropriate transmissions: the advanced 7-speed Sequential Manual Gearbox (SMG) with DRIVELOGIC, and a smooth-shifting 6-speed manual transmission.

Adapted for street use from BMW Motorsport technology, SMG allows for a true manual transmission without a clutch pedal. The driver can keep the accelerator depressed through upshifts. An electrohydraulic system shifts the gears electronically, without any mechanical connection, for shift speeds as fast as 80 milliseconds – far faster than even the most experienced driver using a clutch pedal.

DRIVELOGIC gives the driver a choice of 11 gearshift programs to tailor the driving experience to individual preferences and driving conditions. Six of these programs are manual (S mode), where the driver must shift gears either through the stick on the center console or through the paddles on the steering wheel – the right paddle for upshifts, the left paddle for downshifts. Five automated programs (A mode) are also available for comfortable cruising or sporty acceleration. Unlike an automatic transmission, the SMG does not have a torque converter taking up energy and reducing performance. The SMG even automatically blips the throttle between gears when downshifting.

In S mode, integrated LEDs within the tachometer and also in the Head-up Display illuminate, indicating the best time to upshift. Hill Start Assist helps you start smoothly up steep inclines. SMG also helps you drive hills more smoothly, automatically monitoring the slope to help minimize gear changes uphill and maximize engine braking downhill.

For details on the availability of standard and optional features, please refer to the **Standard equipment** | **Optional equipment** charts at the back of this brochure.



Keep your eyes on the prize:
perfectly executed gearshifts.

Keeping your eyes on the road and your hands on the wheel is as important for driving performance as it is for safety. That's why the M5 and M6 are available with the M Display Head-up Display system that projects vital data onto the windshield along your line of sight. It shows the gear you're in,¹ the engine speed, and even the shift light indicator, helping you execute perfect gear shifts. Of course, the Head-up Display can also be turned off at any time. Customization like this is available in the M5 Sedan, M6 Coupe and M6 Convertible through M Drive, part of iDrive. Set your vehicle to your preferences and M Drive will save them for you. Just push the M button on the

steering wheel, and it will customize your driving experience with all of your preferred settings for the SMG program,² Electronic Damping Control firmness, Dynamic Stability Control (DSC) mode, active backrest width adjustment² and even the response of the engine and the amount of power steering assistance.

¹ When equipped with SMG.

² If so equipped.

For details on the availability of standard and optional features, please refer to the **Standard equipment** | **Optional equipment** charts at the back of this brochure.

The only thing faster than the engine is the suspension.



In a vehicle, it's crucial that the suspension, braking and performance components can handle all the power the engine can generate. The M5 and M6 were created to harness 500 horsepower and 383 lb-ft of torque with supreme confidence. From the lightweight aluminum suspension to the powerful electronics, their handling systems are the culmination of decades of Motorsport dominance. The Servotronic steering varies its level of assistance for direct, dynamic response at high speeds, while giving more assistance at low speeds to help make navigating tight spaces easier. The Variable M Differential Lock delivers more traction and power coming out of turns, while enhancing grip in slippery road conditions.

One look at the 19-inch 255/40 front and 285/35 rear tires lets you know you're in for the ride of a lifetime. For those who want to push the laws of physics on the track, the M5 and M6 are equipped with DSC with M Dynamic Mode, which allows the driver to push the car to the absolute limit of longitudinal and lateral acceleration – before DSC steps in to help bring the vehicle under control.

These M Cars are also equipped with Electronic Damping Control (EDC), which can set the suspension to three modes: Comfort, Normal and Sport. In Comfort mode, lower damping forces make for a supple ride. Normal mode automatically adjusts the damping forces as required and Sport mode stiffens the suspension.





Intelligent lightweight construction is key to extraordinary performance. From pistons made of iron-coated aluminum alloys to thermoplastic front fenders, this means using the right material in the right spot. Consider the carbon-fiber roof of the M6 Coupe – a first in series production. Derived from motorsport, this material shares the same safety properties as steel, but is four times lighter. The roof helps lower the M6's center of gravity, increasing agility and responsiveness while limiting dive and roll in bends. Weight reductions in the front of

a car yield enhanced turn-in and handling, for even higher speeds around curves. And all reductions in weight improve longitudinal and lateral acceleration. The power-to-weight ratio says more about driving dynamics than torque rating or power alone. You will experience the thrilling result of lighter weight, greater power, and M engineering – each a desirable feature in its own right, and taken together, a breathtaking combination.

Speed and agility are built up –
by stripping down.



Taking the M6 on the Nürburgring, it accelerates with smooth, turbine-like power. The dynamic qualities of the aluminum suspension are revealed within seconds of entering the first curve of the Northern Circuit. Even with hard steering, the suspension remains firmly on the road. The car responds smoothly, directly and precisely to the driver's commands.

Going up Quiddebaacher Höhe, the track becomes narrow and bumpy. Yet the M6 easily accelerates to 125 mph¹, the engine's output continually increasing, while lift forces remain at a minimum. At Aremberg, the brakes are applied full force; then the driver must immediately accelerate to top speed. Everything on the M6 remains firm, with perfect torsional and flexural stiffness.

At Adenauer Forst, quick and precise load changes occur under extreme conditions. Even in pouring rain, the high-performance compound brakes glow red, but retain their grip without the slightest fading.

Revving back up to top speed, the engine's cooling system works perfectly. The M6 takes the steep hill after Bergwerk without the slightest effort, continuing to the legendary, steep gradient. The car remains incredibly stable, the M Differential Lock doing a wonderful job. Going into the 180° Caracciola Carousel with its high embankment, both driver and car – and particularly the suspension – are subjected to the ultimate test.

Through Wippermann Bend, the handling is almost playful in its ease and response. Next comes Pflanzgarten, where the spring/damper setting demonstrates firmness without becoming ultra-hard. Then at Antoniusbuche, a long straight allows quick acceleration to nearly 155 mph, despite the bumpy track.

After crossing the finish line, the M6 comes to a roaring halt, the V-10 power unit as serene as if it had just been cruising down the road.

¹BMW urges you to obey local speed laws and always wear safety belts.


The most exciting stories are short and fast.

Germany's Nürburgring racetrack has a famous nickname: "Green Hell." There are many good reasons why motorsport enthusiasts the world over give this racetrack in the middle of the Eifel Mountains such respect.

Each year the BMW Formula 1™ team battles it out on the 2.8-mile Grand Prix circuit for World Championship points and fractions of a second. While on the 13-mile historical Northern Circuit, racers also fight for every

split-second – but in particular, to learn and gain experience. For this is where BMW M Cars are tested under the toughest conditions – with no other racetrack in the world putting the body, engine, suspension and brakes to such a huge challenge. To sum up a typical test drive, there are differences in elevation of up to 985 feet, uphill gradients up to 17 percent, downhill gradients almost as extreme, and 73 bends, as well as a countless succession of crests and hollows.

The strain this puts on the car and all components is eight times that of normal road traffic – which obviously makes this the ideal place to test every BMW to the very limit in terms of lateral and vertical dynamics, and equally ideal for consistently enhancing, improving, and optimizing each and every detail. For thousands of miles, under all conditions. At the outset this means several months of hard work. At the end, it means you, the owner, enjoy BMW's breathtaking durability.



Recommended color combinations

Interior colors	Merino Leather (Extended) ⁶			Perforated Merino Leather (Full) ^{7,8}			Merino Leather (Full) ^{8,9}				
Upholstery color	Silverstone II	Sepang	Black	Silverstone II	Sepang	Black	Silverstone II	Sepang	Portland Brown	Indianapolis Red	Black
Exterior paint colors											
300 Alpine White Non-metallic		•	•	•	•	•	•			•	•
A29 Silverstone Silver Metallic		•		•		•	•			•	•
A52 Space Gray Metallic		•		•		•	•			•	•
440 Stratus Gray Metallic ¹⁰			•	•		•		•		•	•
A32 Sepang Bronze Metallic			•	•		•		•	•		•
A31 Indianapolis Red Metallic				•		•				•	•
A30 Interlagos Blue Metallic	•			•		•	•				•
A35 Monaco Blue Metallic	•			•		•	•				•
475 Black Sapphire Metallic	•	•	•	•	•	•	•	•	•	•	•
416 Carbon Black Metallic	•	•	•	•	•	•	•	•	•	•	•
Interior trim											
737 Brushed Aluminum Shadow ²											
4MC Carbon Fiber Black ³											
4ME Walnut Madeira Wood ⁴											
4MK Olive Ash Wood ⁵											

Please note: Merino Leather includes seat surfaces, armrests in center console and doors, headrests for front seats and outer rear seats, and gear shift lever boot.

The M5 multi-function front seats with Perforated Merino Leather are upholstered in the same color leather, front and back. The backs of all other seats are upholstered in Black Leather.

¹ Available on M6 Convertible only.

² Standard in M5; not available in M6.

³ Optional in M6; not available in M5.

⁴ Standard in M6; no-cost option in M5.

⁵ No-cost option.

⁶ Standard in the M5 and M6; includes Anthracite Cloth headliner and side pillars.

⁷ Optional in the M5; requires Ventilated Seats feature and multi-function front seats with Active width-adjustment feature. Not available in the M6.

⁸ Optional Full Leather includes leather-covered instrument panel, center console and door panels, and Anthracite Alcantara roofliner. Anthracite Alcantara roofliner not available in the M6 Convertible.

⁹ Optional.

¹⁰ Available on the M6; not available on the M5.

M6 Convertible softtop colors

388 Black (standard)

389 Gray (optional)

Please note: Either softtop can be selected with any color combination.

Performance and efficiency	M5 Sedan	M6 Coupe	M6 Convertible
5.0-liter, 40-valve V-10 engine with M high-pressure Double-VANOS "stepplessly" variable valve timing	●	●	●
10 individual throttle butterflies, electronically controlled	●	●	●
G-sensitive semi-dry-sump lubrication system	●	●	●
Oil coolant heat exchanger	●	●	●
Digital Motor Electronics (DME) with on-board diagnostics	●	●	●
3-way catalytic converter with heated oxygen sensor	●	●	●
7-speed Sequential Manual Gearbox (SMG) with DRIVELOGIC	●	●	●
6-speed manual transmission ¹	○	○	○

Handling, ride and braking	M5 Sedan	M6 Coupe	M6 Convertible
Dynamic Stability Control (DSC) with M Dynamic Mode (MDM)	●	●	●
All Season Traction with M Variable Differential Lock	●	●	●
Vehicle-speed-sensitive variable-assist power steering (M Servotronic) with M Driving Dynamics Control (2 settings – throttle and steering)	●	●	●
Aluminum double-pivot strut-type front suspension and 4-link integral rear suspension	●	●	●
Independent suspension with M calibration (stiffened dampers, springs and anti-roll bars; modified rear axle geometry)	●	●	●
Electronic Damping Control with Comfort, Normal and Sport mode	●	●	●
Lightweight, double-joint spring strut front axle with aluminum crossbar	●	●	●
Lightweight integral rear axle	●	●	●
4-wheel BMW M vacuum-assisted ventilated, cross-drilled anti-lock compound disc brakes (ABS)	●	●	●

Interior seating and trim ²	M5 Sedan	M6 Coupe	M6 Convertible
18-way power-adjustable BMW M sport front seats, including adjustable seatback side bolsters, headrests, 4-way lumbar and 2-way thigh support, and 2-setting memory system for both front seats	●		
14-way power-adjustable BMW M sport front seats, including adjustable seatback side bolsters and 4-way lumbar support; 2-way manual thigh support and adjustable headrests; and 3-setting driver's-seat memory system		●	
14-way power-adjustable BMW M sport front seats, including power adjustable headrests and 4-way lumbar support; 2-way manual thigh support; and 3-setting driver's-seat memory system			●
20-way power multi-function front seats – include standard power seat functions, plus additional power adjustment functions for shoulder and thigh support, backrest width and lumbar support (contour and position), 2-way manual lateral adjustment for Comfort headrest, 2-driver memory system ³	○		
Front Ventilated Seats (requires optional Perforated Merino Leather upholstery and optional multi-function front seats)	○		
Merino Leather upholstery (Extended)	●	●	●
Merino Leather upholstery (Full)	○	○	○
Perforated Merino Leather upholstery (Full) (requires optional Ventilated Seats feature and optional multi-function seats) ³	○		
Front and rear center armrests	●		
Adjustable front center armrest		●	●
M-badged door sills	●	●	●

● Standard
○ Optional

¹ Steering wheel paddles and DRIVELOGIC center-console DSC button are not available with optional manual transmission.

² See Combinations chart on preceding page for details and requirements on ordering upholstery, seats and trim.

³ To view optional 20-way multi-function M5 seats with and without Perforated Leather, please see page 23.

Exterior	M5 Sedan	M6 Coupe	M6 Convertible
M Radial Spoke (Style 166M) light cast alloy wheels, 19 x 8.5 front/19 x 9.5 rear, with 255/40 front, 285/35 rear performance tires ⁴	●		
M Radial Spoke (Style 167M) light cast alloy wheels, 19 x 8.5 front/19 x 9.5 rear, with 255/40 front, 285/35 rear performance tires ⁴		●	●
Tire Pressure Monitor system	●	●	●
M Mobility System (includes lifetime BMW Roadside Assistance for tire assistance)	●	●	●
BMW M front spoiler, rear apron/air diffuser	●	●	●
M rear spoiler	●		
Wraparound body-color bumpers with hydraulic energy absorbers and front-compressible elements		●	●
Xenon Adaptive Headlights with dynamic auto-leveling feature and individual illuminating rings on all 4 headlights	●	●	●
High-beam Assistant	○	○	○
Side-view mirrors with electrochromic auto-dimming, power fold-up feature and automatic tilt-down of passenger's side-view mirror when vehicle is shifted into reverse gear	●	●	●
Heated side-view mirrors, windshield washer jets and door locks	●	●	●
Rain-sensing windshield wipers with Automatic headlight control and headlight washing system	●	●	●
Park Distance Control with front and rear sensors	●	●	●
Twin-chamber exhaust system with twin dual chrome-plated tailpipes	●	●	●
Choice of standard or metallic paint	●	●	●

Audio system	M5 Sedan	M6 Coupe	M6 Convertible
Logic7 Surround Sound anti-theft AM/FM stereo CD audio system with MP3 capabilities, 13 upgraded speakers (including 2 subwoofers), Digital Sound Processing (DSP), Radio Data System (RDS), Auto-Store and 3-channel FM diversity antenna (M6 Convertible Logic7 system includes 11 speakers)	●	●	●
Enhanced Premium Sound audio system includes 16 upgraded speakers (M6 Convertible Enhanced Premium Sound system includes 12 speakers)	○	○	○
HD Radio™ with "multicast" FM station reception (can be ordered in combination with Logic7 or Premium Sound audio system)	○	○	○
SIRIUS® Satellite Radio with one-year subscription ⁵	○	○	○
iPod® and USB adaptor (includes cable connector)	○	○	○

⁴ Due to low-profile tires, please note: wheels, tires and suspension parts are more susceptible to road hazard and consequential damages. Performance tires not recommended for driving in ice and snow. Please note: M5 Sedan, M6 Coupe and M6 Convertible are not equipped with a spare tire and wheel. They include M Mobility System, which offers lifetime BMW Roadside Assistance for tire assistance. ⁵ Please visit your authorized BMW center for details on equipment.

Instrumentation and controls	M5 Sedan	M6 Coupe	M6 Convertible
M multi-function leather-wrapped sport steering wheel with SMG paddles, M Drive function and cruise control	●	●	●
M-design instrument cluster with white-illuminated gauges, oil temperature gauge, and variable warning segment on tachometer	●	●	●
Service Interval Indicator	●	●	●
Check Control vehicle monitoring system	●	●	●
Start/Stop button	●	●	●
External temperature display	●	●	●
On-board computer	●	●	●
Navigation system (includes 8.8" screen with 16 x 9 format and Real Time Traffic Information)	●	●	●
Head-up Display with additional M-specific display functions, including speed, dynamic engine speed range, and shift lights (not available with green band windshield; M5 with manual transmission will not show gear information or shift lights)	○	○	○
Voice Command System	●	●	●
Vehicle & Key Memory	●	●	●

Comfort and convenience	M5 Sedan	M6 Coupe	M6 Convertible
Automatic Climate Control with separate left/right temperature and air distribution controls, with automatic air recirculation	●	●	●
3-stage heated front seats	●	●	●
2-stage heated rear seats	○		
Heated steering wheel	○		
2-way power glass moonroof with remote, expanded "one-touch" operation, anti-trapping feature, and sliding interior sunshade	●		
Reinforced carbon-fiber roof ⁶		●	
Fully lined power softtop roof with heated glass rear window			●
Power tilt and telescopic steering wheel with automatic tilt-up	●	●	●
Power windows with key-off and "one touch" up and down operation both front and rear, anti-trapping feature, opening from remote, and closing from exterior lock (power rear side-window functions not available in M6 Coupe)	●	●	●
Power rear-window sunshade and manual rear side-window sunshades	○		
Remote control key	●	●	●
Comfort Access keyless entry with multi-function remote control	○	○	○
BMW Ambiance Lighting	●	●	●
Interior courtesy lights with automatic dimming function	●	●	●
Front map lights and rear reading lights with separate left/right controls	●	●	●
Dual front sun visors with illuminated mirrors	●	●	●
Ground-illuminating lights in door handles	●	●	●
Integrated 3-button Universal garage-door opener	●	●	●
Heated driver's door lock and rear window defroster	●	●	●
Split fold-down through-load rear seats	○		
Ski bag	○	●	●
Soft-close doors and soft-closing trunk lid feature	○	○	○
Fully finished trunk with tool kit and interior trunk release	●	●	●
Power outlet in trunk, front passenger's footwell and back of center console	●		
Glove compartment with rechargeable take-out flashlight	●	●	●

● Standard
○ Optional

Safety and security	M5 Sedan	M6 Coupe	M6 Convertible
Driver's and passenger's front airbag supplemental restraint system (SRS) with advanced technology: dual-threshold, dual-stage deployment; and front-passenger seat sensors designed to prevent unnecessary airbag deployment	●	●	●
Front- and rear-seat Head Protection System (AHPS II)	●		
Front-seat Head Protection System (AHPS II)		●	
Rollover Protection System			●
Front-door-mounted side-impact airbags	●	●	●
Automatic front safety belt pretensioners	●	●	●
Rear-seat side-impact airbags and automatic pretensioners on rear outboard safety belts	○		
Automatic locking retractors (ALR) on all passenger-seat safety belts (for installation of child-restraint seats)	●	●	●
Interlocking door anchoring system	●	●	●
BMW's Advanced Safety System for integrated deployment of safety features	●	●	●
Impact sensor that activates Battery Safety Terminal disconnect of alternator, fuel pump and starter from battery	●	●	●
Coded Driveway Protection	●	●	●
Remote keyless entry security alarm system with selective unlocking and double-lock features (programmed at BMW center), remote trunk opening, interior motion detector, and panic feature	●	●	●
Adaptive Brake Lights	●	●	●
BMW Assist TM with Bluetooth [®] wireless technology for hands-free calling (with Bluetooth enabled mobile phone ⁶), phonebook downloading and speech recognition capabilities (see page 62 for full details)	●	●	●

BMW Services	M5 Sedan	M6 Coupe	M6 Convertible
BMW Ultimate Service ^{TM7}	●	●	●
M Driving Experience at the BMW Performance Center in Spartanburg, SC ⁸	●	●	●

⁶ Please contact your authorized BMW center or visit bmwusa.com for a list of BMW-approved Bluetooth enabled mobile phones.

⁷ For full details on BMW Ultimate Service, including exclusions and limitations, see page 62.

⁸ For more information on the M Driving Experience at the BMW Performance Driving School, visit bmwusa.com/performancecenter or call toll-free 1-877-996-5999.

Weight		M5 Sedan	M6 Coupe	M6 Convertible
Unladen	lb	4012	3909	4398
Weight distribution, front/rear	%	52.2/47.8	53.5/46.5	49.9/50.1

Engine		M5 Sedan	M6 Coupe	M6 Convertible
Liters/cylinders/valves per cylinder		5.0/V-10/4	5.0/V-10/4	5.0/V-10/4
Displacement	cu cm	4999	4999	4999
Bore/Stroke	inch	3.62/2.96	3.62/2.96	3.62/2.96
Nominal output @ rpm	hp	500 @ 7750	500 @ 7750	500 @ 7750
Max torque @ rpm	lb-ft	383 @ 6100	383 @ 6100	383 @ 6100
Compression ratio	:1	12.0	12.0	12.0

Transmission		M5 Sedan	M6 Coupe	M6 Convertible
7-speed SMG gear ratios	II/III	:1 3.99/2.65/1.81	3.99/2.65/1.81	3.99/2.65/1.81
	IV/V/VI	:1 1.39/1.16/1.00	1.39/1.16/1.00	1.39/1.16/1.00
	VII/R	:1 0.83/3.99	0.83/3.99	0.83/3.99
	Final drive ratio	:1 3.62	3.62	3.62
6-speed manual gear ratios	II/III	:1 4.05/2.40/1.58	4.05/2.40/1.58	4.05/2.40/1.58
	IV/V/VI/R	:1 1.19/1.00/0.87/3.68	1.19/1.00/0.87/3.68	1.19/1.00/0.87/3.77
	Final drive ratio	:1 3.62	3.62	3.62

Performance		M5 Sedan	M6 Coupe	M6 Convertible
Drag coefficient	C _d	0.31	0.32	0.34
Top speed ¹	mph	155	155	155
Acceleration 0-60 mph ²	sec	4.5	4.5	4.6

Fuel consumption ³		M5 Sedan	M6 Coupe	M6 Convertible
7-speed SMG transmission – City/highway	mpg	11/17	11/17	11/17
6-speed manual transmission – City/highway	mpg	11/17	11/17	11/17

Tires and Wheels		M5 Sedan	M6 Coupe	M6 Convertible
Tire dimensions (performance tires) ⁴	front	255/40	255/40	255/40
	rear	285/35	285/35	285/35
Wheel dimensions, front/rear		19 x 8.5 / 19 x 9.5	19 x 8.5 / 19 x 9.5	19 x 8.5 / 19 x 9.5
Material		light cast alloy	light cast alloy	light cast alloy

Brakes		M5 Sedan	M6 Coupe	M6 Convertible
Front – diameter	inch	14.7	14.7	14.7
Rear – diameter	inch	14.6	14.6	14.6

Please note: Technical specifications are subject to change without notice.

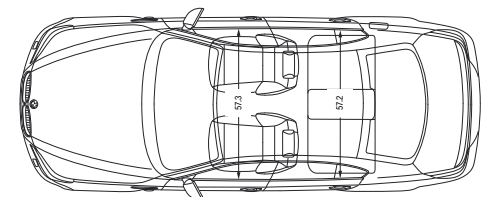
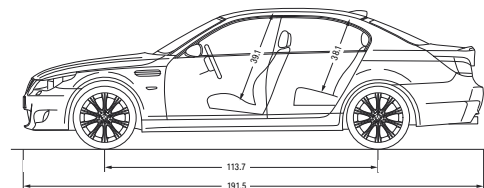
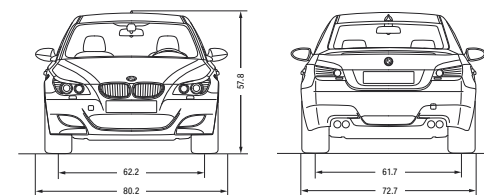
¹Top speed limited electronically.

²BMW AG test results.

³EPA-estimated figures are for comparison purposes only. Your actual mileage will vary, depending on speed, driving habits, trip length and driving conditions; actual mileage may be lower.

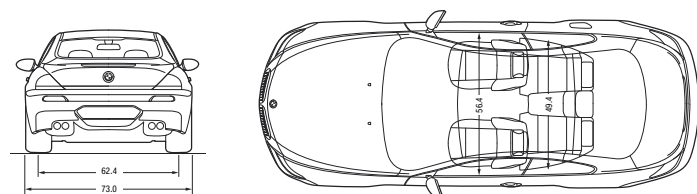
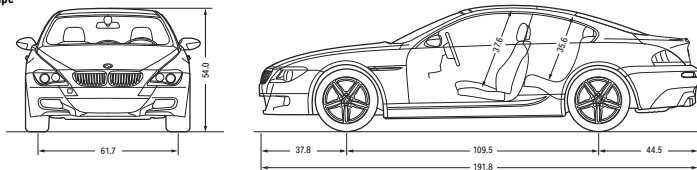
⁴Due to low-profile tires, please note: wheels, tires and suspension parts are more susceptible to road hazard and consequential damages. Performance tires not recommended for driving in ice and snow conditions.

M5 Sedan

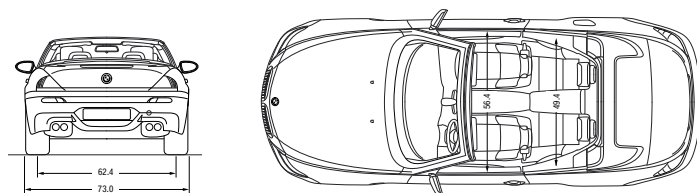
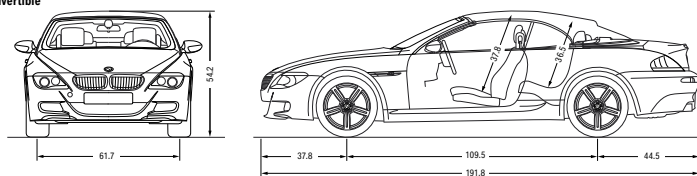


All dimensions of technical drawings in inches.

M6 Coupe



M6 Convertible



All dimensions of technical drawings in inches.

You don't need to know every detail of how your BMW works. But you can.

How do Adaptive Headlights manage to look around corners? How can BMW's Digital Motor Electronics (DME) system process 25 million commands per second? How does BMW make engines less noisy and more fuel-efficient – at the same time? How many milliseconds does it take to shift gears? These are some of the questions to which our engineers have spent considerable time and effort finding answers. It's much easier for you – all you need to do is look it up, in the BMW Online Technology Guide.

Just visit bmwusa.com/technology, and the knowledge of our engineers will be at your fingertips. This is the place to find detailed descriptions of your dream BMW's engineering features, as well as comprehensive information on BMW technologies, innovations and components. Search specific terms or topics for an answer to your question, or check the alphabetical index. Clear, concise explanations, combined with illustrations and animation sequences, will help you make sense of even the most complex technologies.

See for yourself!

bmwusa.com/technology



BMW European Delivery: Save money – and drive your new BMW on the roads it was designed for.

The new **BMW Welt** ("BMW World") delivery and brand-experience center in Munich is bold proof of BMW's passion for design. When you take advantage of the BMW European Delivery Program,¹ this is where you will meet your new BMW – in a personalized process that is highly dramatic and totally unforgettable. (You might also realize substantial savings that just may pay for your trip.) While you're there, marvel at the historic BMWs in the Museum; learn about our engineers' newest innovations in the Technology and Design Atelier; and take a tour of the plant to experience firsthand the state-of-the-art methods used to create a BMW. Then comes the unique experience of driving your new BMW on the roads it was designed for. To learn more, visit bmwusa.com/europeandelivery.



BMW Ultimate Service.™

At BMW, we believe that a premium ownership experience should feature performance and luxury, as well as safety and convenience. We believe you should be able to drive a BMW to its potential, while enjoying peace of mind and reduced cost of ownership. That's the idea behind BMW Ultimate Service: a suite of comprehensive programs and services that are included in every 2010 model year vehicle. The New Vehicle Limited Warranty, the BMW Maintenance Program, Roadside Assistance and BMW Assist™ with TeleService come standard. BMW Ultimate Service starts with the **New Vehicle Limited Warranty**, providing you with coverage for the first four years or 50,000 miles, whichever comes first. Additionally, you have 12-year, unlimited-mileage warranty protection against corrosion and rust perforation.² **BMW Maintenance Program** is one of the most comprehensive maintenance programs in its class. We cover all factory-recommended maintenance during the New Vehicle Limited Warranty coverage period. This includes scheduled oil services and inspections. Also covered is the replacement of items that are subject to normal wear and tear, such as brake pads, wiper blade inserts and engine drive belts.³ And, thanks to BMW's advanced engineering, most owners enjoy a well-balanced maintenance schedule, with flexible routine service intervals that can save you time. When your vehicle requires attention, your authorized BMW center ensures that it receives only genuine BMW parts – your assurance of exacting quality standards.

BMW Roadside Assistance is provided free of charge for the first four years – with no mileage limit. Call **1-800-332-4BMW (4269)** for friendly on-the-road help, 24/7, anywhere in the United States, Canada and Puerto Rico. This includes everything from flat-tire changes, emergency gasoline and lock-out service, to towing, alternative transportation and even trip-interruption benefits. This service also provides valuable trip-routing advice.

The **BMW Assist™** Safety Plan⁴ is included with BMW Ultimate Service for four years at no cost. You'll enjoy peace of mind knowing that a friendly response specialist⁵ is there to help you, 24/7, at just the push of a button. The Safety Plan includes Automatic Collision Notification, Emergency Request, Enhanced Roadside Assistance, Door Unlock, Stolen Vehicle Recovery and Customer Relations. MyInfo allows you to send business locations and street addresses with their associated phone numbers from the Google Maps™ website directly to your BMW. The destination can be sent to your Navigation system for turn-by-turn directions, and you can call the destination via your Bluetooth® cell phone. And for the ultimate in coverage, add the optional **Convenience Plan**.⁶ You'll enjoy unlimited access to personalized Directions, Traffic and Weather reports, as well as our Concierge feature, which can send a destination address and phone number right to your BMW. You can make up to four operator-assisted calls per year with Critical Calling if your cell phone is not available, or if its battery is discharged. BMW Search allows online access to Google™ inside your BMW to quickly find a desired business with just a key word; then, with a simple push of a button, start route guidance or a call with your Bluetooth phone.

BMW's unique **TeleService**, included in the BMW Assist Safety Plan, continually monitors specific parts that are subject to wear and tear – including the engine oil, micro-filter, spark plugs, brake linings and various fluids – as well as services that require attention at regular intervals, such as vehicle service inspections. This data is automatically transmitted to your BMW center, which will then call you to schedule a service appointment. You don't have to keep track of when your car requires routine maintenance. An added benefit: any needed maintenance service parts will already be on hand, so your BMW is serviced and returned to you as quickly as possible.

For more details on BMW Ultimate Service, visit your local BMW center or log on to bmwusa.com/ultimateservice.

BMW Virtual Center.

If you get the sudden urge to shop for a BMW but your local BMW center is closed, there's good news – the BMW Virtual Center is open 24 hours a day! Log on to bmwusa.com, then click on the model series you are interested in. After selecting the BMW that interests you, click on "Build Your Own." Configure the BMW of your dreams, and see what the monthly payments would be. You can even send the specifications to your local BMW center, apply for financing or request a test drive – all online!

BMW Financial Services.

Arranging to buy or lease a BMW is easier than you may think. Your local authorized BMW center offers leasing and financing to suit your personal needs through BMW Financial Services.⁸ Start the process at our website, where you can build your "dream vehicle," get an estimate on a monthly lease or financing payment, submit a credit application to BMW Financial Services – and get approval – all online!⁹ To find out how BMW Financial Services can help put you behind the wheel of your favorite BMW model, log on to bmwusa.com/fs or call, toll-free, **1-800-578-5000**.

BMW Publications and Media Gallery.

Sent to new owners and lessees several times a year, **BMW Magazine** is a fascinating view of the latest events and products in the world of BMW, including personality profiles, travel reviews, and the latest BMW technologies. You can read articles from **BMW Magazine**, as well as **Mdriver**, **Inside Track** and **eExclusive** on the BMW website at bmwusa.com in the Media Gallery, found in the Experience section. Here you can also view featured videos and images, read recent news articles, and download BMW wallpapers. For more information, call Customer Assistance at **1-800-334-4BMW (4269)** or visit BMW online at bmwusa.com.

¹ Not all models available for BMW European Delivery Program. Please go to bmwusa.com or visit your local authorized BMW center for details.

² See your authorized BMW center for details on these limited warranties.

³ The BMW Maintenance Program covers factory-recommended maintenance services as determined by the Service Interval Indicator for all new eligible MY 2004 and later BMW vehicles. Specific additional items that need replacement due to normal wear and tear are also covered. The maintenance coverage period is for the first 4 years or 50,000 miles, whichever comes first. Exclusions from coverage include: gasoline, gasoline additives, windshield washer fluid and additives, battery, tires, wheels, wheel alignment and tire balancing. All work must be performed by an authorized BMW center.

See the Service and Warranty Information booklet for specific terms, conditions and limitations. Further information can also be obtained from your local authorized BMW center.

⁴ In order to receive BMW Assist services, a subscriber agreement must be completed and transferred to the BMW Assist Response Center. GPS and underlying wireless services must be available and functioning; vehicle ignition must be turned on (except for Door Unlock and Stolen Vehicle Recovery), battery charged and connected and vehicle's electrical system operational; services may be limited to certain geographic areas. Call toll-free **1-888-333-6118**, log on to bmwassist.com, or visit your BMW center for additional program details. Services are subject to the terms and conditions of your subscriber agreement.

⁵ Requires BMW Assist Safety Plan subscription. Services are subject to the terms and conditions of your subscriber agreement. Please go to bmwassist.com for additional details on the optional Convenience Plan.

⁶ Subject to credit approval and other terms and conditions.

More about BMW

bmwusa.com
1-800-334-4BMW



The Ultimate
Driving Machine®

BMW and the environment.

BMW is a strong proponent of the environment and social responsibility. It is important to manage the earth's resources responsibly, and not jeopardize the needs of future generations. That is why BMW makes vehicles that minimize adverse environmental impact, from production (pollution prevention and waste minimization at the plant) through owner use (low emissions) to eventual disposal (easy drainability of all fluid-related components and easy neutralization of all pyrotechnic devices).

This effort has been recognized worldwide, and as a result, we are pleased to have received numerous environmental honors. In the U.S., for example, the Environmental Protection Agency accepted BMW's Spartanburg, SC production and manufacturing facility as a charter member of the agency's National Environmental Performance Track. Internationally, BMW AG – the parent company of both BMW of North America and BMW Manufacturing Co., Spartanburg, SC – was the first automotive company to be represented on the Dow Jones Sustainability Group Index, and has remained on the Index ever since. At BMW, we strive for high performance in everything we do.

U.S. Importer: BMW of North America, LLC, Woodcliff Lake, NJ 07677. All illustrations and specifications contained in this brochure are based on the latest product information available at the time of printing. BMW reserves the right to make changes at any time, without notice, in colors, materials, equipment, specifications and models. BMW may, subject to legal requirements, determine the Model Year designation of its vehicles. The Model Year designation on any particular model may be longer or shorter than 12 months. Some vehicles pictured may contain non-U.S. equipment. Some models may be shown with optional equipment. While BMW NA makes all reasonable efforts to provide accurate information in this brochure, there is no guarantee or warranty of accuracy. Furthermore, we do not assume any liability for the accuracy or completeness of information presented. This brochure shall not be used or relied upon as a substitute for information that is available from your BMW center. Further information can be obtained from your authorized BMW center or bmwusa.com.

©2009 BMW of North America, LLC. Not to be reproduced wholly or in part without written permission of BMW NA. The BMW name, model names and logo are registered trademarks.

The **Bluetooth** word mark and logos are owned by the **Bluetooth SIG, Inc.** and any use of such marks by BMW is under license. iPod is a registered trademark of Apple Inc. Other trademarks and trade names are the property of their respective owners.

BMW recommends Castrol

┌

└