



## THE BLOODLINE BOILS.

The first-ever BMW M2 embodies the renegade sports coupe spirit that has defined BMW M for more than four decades. Light, agile, powerful – with a racer’s soul and track performance wrapped in a muscular body – the M2 is a car you don’t so much sit in as you become one with. Drive on.

# BMW M2 COUPE

EXTERIOR COLORS

UPHOLSTERY

INTERIOR TRIMS

WHEELS / TIRES

PACKAGES

TECHNICAL DATA




**THE INSIDE FOR THE RACER INSIDE YOU.**  
From the extra cornering support of Dakota leather sport seats and a beefy M steering wheel to carbon fiber trim, this is an interior that satisfies the racer in your soul.

# M2 COUPE

## EXTERIOR COLORS

### NON-METALLIC



**300**  
Alpine White (Non-metallic)

### METALLIC



**475**  
Black Sapphire Metallic



**C16**  
Long Beach Blue Metallic



**B39**  
Mineral Gray Metallic

# M2 COUPE

## UPHOLSTERY




**LCNL**  
Black Dakota Leather / Blue highlight

Leather: Leather on all seating surfaces; other components may be Leather or SensaTec.

# M2 COUPE

## INTERIOR TRIMS



**4MC**  
Carbon Fiber trim

# M2 COUPE

## WHEELS / TIRES



**Black Double Spoke light alloy wheels  
(Style 437M)**

19 x 9.0 front, 19 x 10.0 rear; and 245/35 front,  
265/35 rear performance tires<sup>1,2,3</sup>

<sup>1</sup> Does not come equipped with a spare wheel and tire.

<sup>2</sup> Driving over rough or damaged road surfaces, as well as debris, curbs and other obstacles, can cause serious damage to wheels, tires and suspension parts. This is more likely to occur with low-profile tires, which provide less cushioning between the wheel and the road. Be careful to avoid road hazards and reduce your speed, especially if your vehicle is equipped with low-profile tires.

<sup>3</sup> Performance tires include Mobility Kit; not recommended for driving in ice and snow conditions.

Get the latest information on standard and optional features, packages and technical specifications. Visit [bmwusa.com](http://bmwusa.com) and select the BMW model of your choice.

# M2 COUPE

## PACKAGES

### EXECUTIVE PACKAGE

- Heated steering wheel
- Rear-view Camera
- Park Distance Control (rear)
- Automatic high beams
- Active Driving Assistant<sup>1</sup>
- Wireless Charging
- WiFi Hotspot
- Speed Limit Info

<sup>1</sup>Active Driving Assistant is not a substitute for the driver's own responsibility in maintaining safe control of the vehicle.

Get the latest information on standard and optional features, packages and technical specifications. Visit [bmwusa.com](http://bmwusa.com) and select the BMW model of your choice.

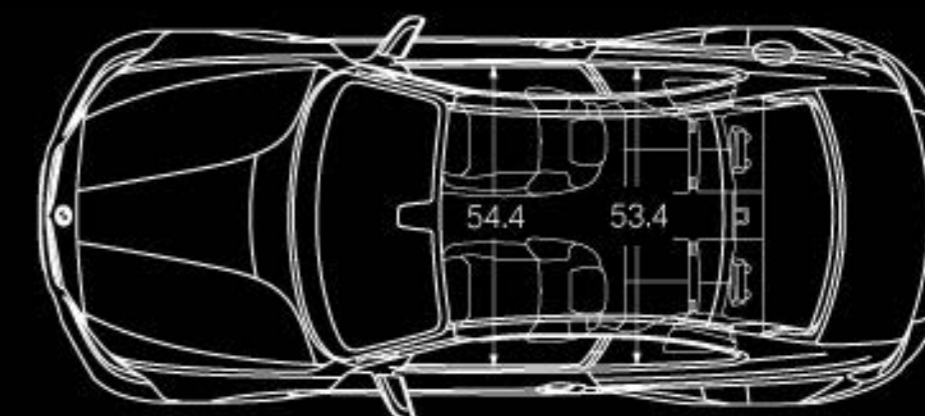
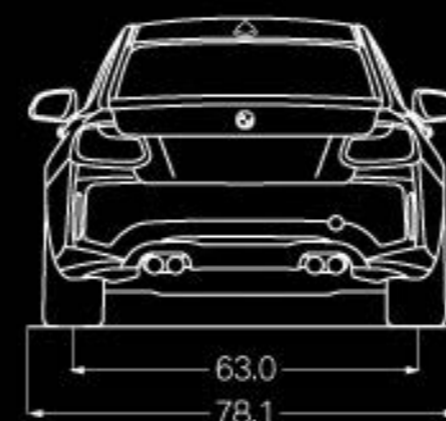
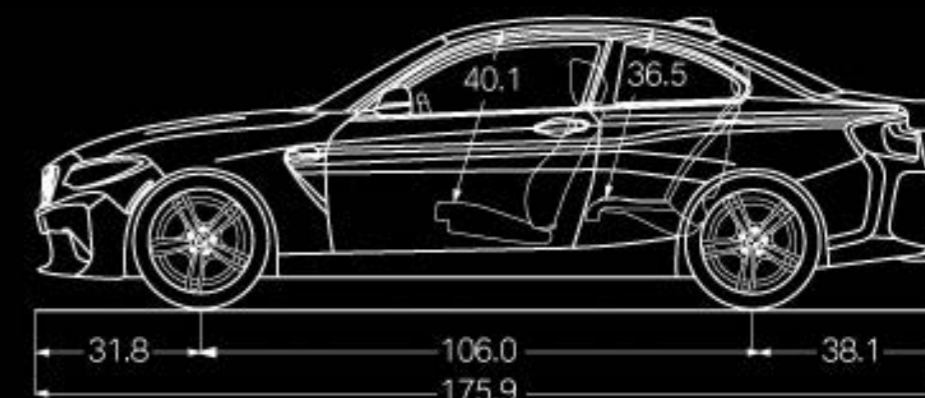
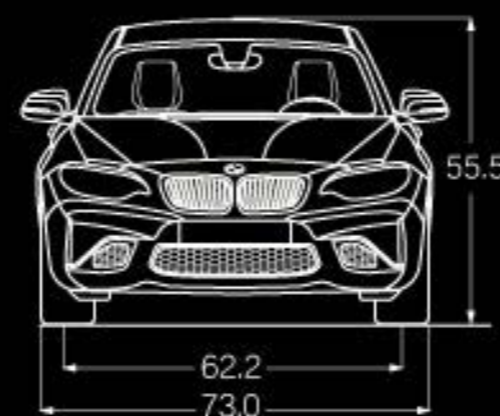
# M2 COUPE

## TECHNICAL DATA



ENGINE	3.0-liter M TwinPower Turbo inline 6-cylinder
OUTPUT @ RPM	365 hp @ 6500 / 343 lb-ft @ 1400-5560
0-60 MPH (sec) <sup>1</sup>	4.2 [4.4]
CITY / HIGHWAY / COMBINED MPG	20/26/22 [18/26/21]

All dimensions in technical drawings are given in inches.



Figures in [ ] refer to vehicles with manual transmission. Figures subject to change. Not all packages available in all models. Please visit your BMW Retailer or [bmwusa.com](http://bmwusa.com) for the most up-to-date information.

<sup>1</sup>BMW AG preliminary test results. Actual acceleration results may vary, depending on specification of vehicle; road and environmental conditions; testing procedures and driving style.

These results should be used for comparison only and verification should not be attempted on public roads. BMW urges you to obey all posted speed laws and always wear safety belts.

Get the latest information on standard and optional features, packages and technical specifications. Visit [bmwusa.com](http://bmwusa.com) and select the BMW model of your choice.