

2004 CHRYSLER PT CRUISER



Stomp it and steer it. 2.4 liters of high-output turbocharged power drives the GT. And what a ride! Slick-shifting five-speed heavy-duty Getrag tranny gets the power to the 17-inch rubber. Available AutoStick® is even slicker, offering the convenience of an automatic or the control of a manual.




STANDARD FIVE-SPEED GETRAG GETS YOU UP AND RUNNING TO HIGHWAY SPEED IN CRISP, SHORT STROKES. SPORT-TUNED SUSPENSION MAKES PT CRUISER GT A PROVEN ON-ROAD PERFORMER. LOOKING GOOD IS A BONUS. RIGHT: GT'S 2.4 HIGH-OUTPUT TURBO FOUR CYLINDER CRANKS OUT 220 HORSES OF RUBBER-BURNING POWER. A 180-HP 2.4 TURBO IS ALSO AVAILABLE FOR DRIVERS WHO WANT A FEW MORE HORSES THAN PT'S STANDARD 2.4.

Versatility. Space. Cargo-carrying ability. Call it what you will, PT Cruiser's got loads of it. With 121.5 cubic feet of space and seats that fold flat, tumble forward or can be removed completely, you'll find new uses and new reasons to fall in love with PT every day.



Properly secure all cargo.



PT CRUISER HAS AMPLE ROOM INSIDE TO FIT WHATEVER GEAR YOU'D LIKE TO BRING ALONG, WHETHER YOUR INTEREST LIES IN MOUNTAIN CLIMBING, BICYCLING, CAMPING OR JUST PUTTERING AROUND IN THE YARD. THE STANDARD FOLD-FLAT FRONT PASSENGER SEAT EXTENDS THE FLAT LOAD FLOOR OR CAN BE USED AS A CURBSIDE DESK. RIGHT: MULTIPOSITION REAR SHELF PANEL FLAUNTS PT'S FUN SIDE AS THE PERFECT PLACE FOR A PICNIC.

Do not load objects weighing more than 100 pounds on rear multi-position shelf. Do not use shelf panel as a seat. Do not drive vehicle with liftgate open.



PT Cruiser offers room for five adults to ride in available leather-trimmed comfort. Space you need to live your life. Go places. Do things. And, above all, be comfortable. You've got tunes. You've got cup holders. You've got air conditioning and power windows. Looks like you're set.



THE AVAILABLE POWER MOONROOF OPENS WITH THE TOUCH OF A BUTTON, LETTING IN WARM BREEZE AND SUNSHINE. AVAILABLE SUPPLEMENTAL SIDE AIR BAGS* HELP PROTECT FRONT-SEAT PASSENGERS IN THE EVENT OF A SIDE-IMPACT COLLISION. BE YOUR OWN DJ AND KICK OUT THE JAMS WITH THE AVAILABLE IN-DASH SIX-DISC CD CHANGER (SINGLE CD PLAYER SHOWN). BE SURE TO ASK ABOUT SIRIUS SATELLITE RADIO! WITH 100 PROGRAMMING CHOICES BEAMED DIRECTLY TO YOUR CAR.

*Always use seat belts. Children 10 and under should always be in a backseat, correctly using an infant or child restraint system, or the seat belt positioned correctly for the child's age and size.
*Subscription extra. Channel information is correct at time of printing. Visit sirius.com for a current channel listing. Not available in Alaska or Hawaii.




LIMITED EDITION LEATHER-TRIMMED INTERIOR IN DARK TAUPE

Properly secure all cargo



DARK PLUM PEARL COAT WITH WOODGRAIN ACCENT GROUP, BLACK LIMITED EDITION WITH CHROME ACCENT GROUP AND THE DREAM CRUISER SERIES 3 IN EXCLUSIVE MIDNIGHT BLUE OVER BRIGHT SILVER

EXTERIOR COLORS



COLOR-KEYED DASH PANEL INSERTS AND EXTERIOR COLORS ARE SHOWN ABOVE.

BRIGHT SILVER, LIGHT ALMOND, BLACK, COOL VANILLA AND GRAPHITE METALLIC ARE AVAILABLE WITH LIGHT PEWTER METALLIC OR SATIN SILVER METALLIC INSERTS.

ALL GT MODELS RECEIVE SHADOW DOT DASH PANEL INSERTS.

TWO-TONE COLOR OPTION* IS AVAILABLE IN BLACK OVER BRIGHT SILVER, BLACK OVER INFERNO RED, BLACK OVER ELECTRIC BLUE, BLACK OVER BRIGHT SEAMIST GREEN OR BLACK OVER LIGHT ALMOND.

DREAM CRUISER 3 (SHOWN ON A PREVIOUS PAGE)

IS AVAILABLE EXCLUSIVELY IN MIDNIGHT BLUE OVER BRIGHT SILVER.

ALL EXTERIOR COLORS FEATURE A CLEAR COAT FINISH.

*Light Pewter Metallic or Satin Silver Metallic dash panel insert. Late availability.

PT CRUISER

- ✕ **Air Bags*** – Next Generation front occupant
- ✕ **Air Conditioning** – Manual temperature controls
- ✕ **Child Seat Anchor System (LATCH)** – Lower child seat anchors and upper tether anchors help ease installation of compatible aftermarket child seats
- ✕ **Console** – Floor, includes four cup holders, coin holders, letter holder, cassette/CD storage, multipurpose bin, pen/pencil tray and auxiliary power outlet
- Engine** – 2.4-liter DOHC 16-valve four-cylinder
- Floor Mats** – Front and rear, carpeted
- ✕ **Fuel Tank** – 15-gallon
- Seats** – Metro II cloth
 - Front – Low-back buckets with inboard armrests, fold-flat front-passenger seat; Rear – 65/35 split, fold-flat, tumble, removable rear bench

- ✕ **Sentry Key® Theft Deterrent System** – Engine immobilizer with two encoded keys. Includes rolling-code technology
- ✕ **Shelf Panel** – Rear, multiposition with integral grocery bag hooks
- Sound System** – AM/FM stereo with CD player, CD changer controls and six premium speakers
- ✕ **Storage Drawer** – Under front-passenger seat
- Tires** – P195/65R15 89T BSW all-season touring
- Transaxle** – Five-speed manual
- Wheels** – 15-inch steel with bolt-on wheel covers
- ✕ **Windows** – Power with front one-touch-down feature
- ✕ **Wipers** – Front – Windshield, two-speed with variable intermittent mode; Rear – Wiper/washer

TOURING EDITION

Includes all PT Cruiser Standard Features

PLUS :

- ✕ **Glass** – Deep-tint sunscreen on rear windows
- Light Group** – (See PT Cruiser Options for content)
- ✕ **Locks** – Power, automatic central locking
- ✕ **Mirrors** – Dual power exterior side mirrors
- ✕ **Remote Keyless Entry** – Controls for illuminated entry system, door and liftgate locks and panic alarm. Includes two transmitters and rolling-code technology.
- ✕ **Security Alarm System** – Monitors doors, ignition and liftgate key cylinders
- ✕ **Speed Control** – Electronic with steering wheel-mounted controls
- Suspension** – Touring
- Tires** – P205/55R16 89T BSW all-season touring
- Wheels** – 16-inch silver painted aluminum

PT CRUISER OPTIONS

- ✕ **Air Bags*** – Supplemental side air bags offer additional protection for front outboard occupants
- 16-inch Aluminum Wheel Touring Group** – Touring suspension, P205/55R16 89T BSW all-season touring tires, 16-inch aluminum silver painted wheels
- Antilock Brakes** – Front-disc/Rear drum
- Exterior Accents** Woodgrain – Decor appliques
- ✕ **Glass** – Deep-tint sunscreen on rear windows
- ✕ **Light Group** – Overhead console with dual map lamps, digital compass and outside temperature display, illuminated vanity visor mirrors, four assist handles, two auxiliary 12-volt power outlets (instrument panel and cargo area-mounted), console flood lamp
- Paint** – Two-tone, available in five color combinations: Black over Bright Silver Metallic, Black over Inferno Red Tinted Pearl, Black over Bright Seamist Green Pearl, Black over Electric Blue Pearl and Black over Light Almond Metallic (late availability)

- ✕ **Power Convenience Group** – Includes speed control, remote keyless entry, two transmitters, panic alarm and power door locks with central locking
- Sound System**
 - AM/FM stereo with cassette and CD players and six premium speakers
 - ✕ – AM/FM stereo with six-disc CD player and six premium speakers
- ✕ **SIRIUS Satellite Radio System** – Not available in Alaska or Hawaii.
- ✕ **Spoiler** – Rear, body-color, liftgate mounted
- Transaxle** – Four-speed automatic

TOURING OPTIONS

Includes all PT Cruiser Options

PLUS :

- Antilock Brakes** – Performance four-wheel disc (Turbo engine equipped)
- Engine** – 2.4-liter DOHC 16-valve Intercooled Turbo (180 hp) – only available with four-speed automatic transaxle
- Exterior Accents**
 - Chrome: Please refer to picture in catalog
- Moonroof** – Power with one-touch-open feature and sliding sunshade
- ✕ **Seats** – Driver-side power seat height adjuster
- Sound System** – AM/FM full-map GPS navigation radio (late availability)
- ✕ **Traction Control** – Low-speed
- UConnect™** – Hands-free communication, includes rearview auto-dimming mirror (late availability)
- Wheels** – 16-inch chrome-clad six-spoke (2.4-liter naturally aspirated engine) – 16-inch chrome-clad six-spoke aluminum (2.4-liter 180-hp Turbo engine)

LIMITED EDITION

Includes all Standard Touring Edition Features

PLUS :

- ✕ **Air Bags*** – Supplemental side air bags offer additional protection for front outboard occupants
- ✕ **Exhaust Tip** – Bright (large diameter if turbo engine equipped)
- ✕ **Moonroof** – Power moonroof with one-touch-open feature and sliding sunshade
- ✕ **Seats** – Premium leather-trimmed seats with Preferred Suede® accents, driver power height adjuster and driver-side manual lumbar adjuster
- ✕ **Sound System** – AM/FM stereo with cassette and CD players and six premium speakers
- ✕ **Steering Wheel** – Leather-wrapped
- ✕ **Wheels** – 16-inch chrome-clad six-spoke aluminum

LIMITED OPTIONS

Includes all Touring Edition Options

PLUS :

- ✕ **Seats** – Heated driver and front-passenger

GT

Includes all Standard Limited Edition Features

PLUS :

- ✕ **Antilock Brake Group** – Performance four-wheel disc antilock brakes and low-speed traction control
- ✕ **Bright Pedals**
- ✕ **Engine** – 2.4-liter DOHC four-cylinder 16-valve Intercooled High Output turbo
- ✕ **Exhaust Tip** – Bright, large diameter
- ✕ **Floor Mats** – With "GT" embroidery on front mats
- ✕ **Seats** – Sport premium leather-trimmed with "Axis" perforated inserts, driver power seat height adjuster and manual lumbar
- ✕ **Spoiler** – Rear, body-color, liftgate mounted
- ✕ **Suspension** – Sport
- ✕ **Tires** – 205/50R17 93H BSW all-season performance
- ✕ **Transaxle** – Five-Speed Heavy-Duty Getrag Manual
- ✕ **Wheels** – 17-inch chrome plated five-spoke aluminum

GT OPTIONS

Includes all Limited Edition Options*

PLUS :

- ✕ **Seats** – Performance design with Fresno Sport cloth – Heated driver and front-passenger (leather-trimmed seats only)
- ✕ **Transaxle** – Four-speed automatic with AutoStick®

*Certified to the Federal Regulations that allow less forceful front air bags. Always use seat belts. Children 12 and under should always be in a backseat correctly using an infant or child restraint system, or the seat belt positioned correctly for the child's age and size.

†Woodgrain exterior accent group not available.
Sentry Key and UConnect are trademarks of DaimlerChrysler.
Preferred Suede is a registered trademark of Milliken & Co.
© 2003 SIRIUS Satellite Radio, Inc.

See your dealer for complete available options listings.

The specifications on these pages will help you choose a model and identify any preferred options. Detailed prices, current incentives and specifications are available through the resources listed below. Whether you prefer to ask your dealer, visit our Web site, or give us a call, we're here to help you.

VISIT YOUR DEALER. Your Chrysler dealer's knowledgeable and professionally trained staff will guide you through the shopping process with expert advice.

VISIT CHRYSLER.COM. Our Web site offers detailed information on all Chrysler products. You can virtually assemble any car or minivan you like...choose the model with your favorite color combinations, equipment and features – and then price it all out.

CALL 1-800-CHRYSLER. Our friendly and knowledgeable product information specialists are available seven days a week, 8 a.m. – midnight (EST) to answer your questions.


WARRANTY. All new Chrysler vehicles are covered by a 3/36 Basic Limited Warranty and a 7/70 Powertrain Limited Warranty. Ask your dealer for additional details and a copy of these Limited Warranties. A deductible applies to the 7/70 Powertrain Limited Warranty.



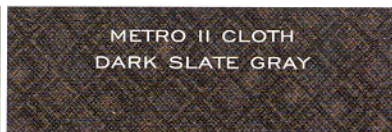
FINANCING OPTIONS. Chrysler Financial, a member of the DaimlerChrysler Services Group, offers flexible payment plans and financing products to qualified buyers. Ask your Chrysler dealer to help you arrange a Chrysler Financial financing or leasing plan that meets your driving needs and your lifestyle. To learn more, visit chryslerfinancial.com. Once you're there, you can use our payment estimator, determine which vehicles fit your budget, and apply for pre-approval.

All product illustrations, specifications and competitive comparisons are based upon current information at the time of publication approval. Although descriptions are believed correct, complete accuracy cannot be guaranteed. DaimlerChrysler reserves the right to make changes at any time, without notice or obligation, in prices, specifications, equipment, colors and materials, and to change or discontinue models. Some of the equipment shown or described throughout this catalog is available at extra cost. See your dealer for the latest information.

INTERIOR COLORS, FABRICS, AND WHEELS



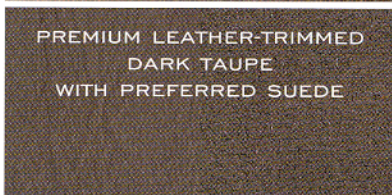
METRO II CLOTH
DARK TAUPE



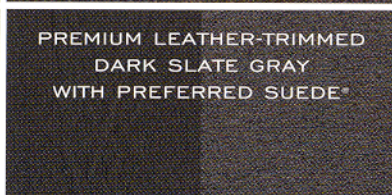
METRO II CLOTH
DARK SLATE GRAY



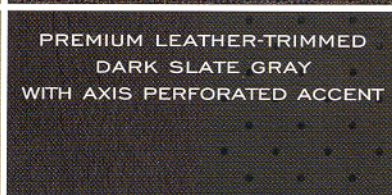
FRESNO CLOTH
DARK SLATE GRAY



PREMIUM LEATHER-TRIMMED
DARK TAUPE
WITH PREFERRED SUEDE



PREMIUM LEATHER-TRIMMED
DARK SLATE GRAY
WITH PREFERRED SUEDE®



PREMIUM LEATHER-TRIMMED
DARK SLATE GRAY
WITH AXIS PERFORATED ACCENT

METRO II CLOTH IN DARK SLATE GRAY OR DARK TAUPE IS STANDARD ON PT CRUISER AND TOURING EDITION. PREMIUM LEATHER TRIM WITH PREFERRED SUEDE ACCENTS IN DARK TAUPE OR DARK SLATE GRAY IS STANDARD ON LIMITED EDITION. PREMIUM LEATHER SPORT TRIM WITH AXIS PERFORATED ACCENTS IN DARK SLATE GRAY IS STANDARD ON GT. FRESNO SPORT CLOTH IN DARK SLATE GRAY IS OPTIONAL ON GT. INTERIORS ARE AVAILABLE WITH ALL EXTERIOR COLORS. WHEELS (LEFT TO RIGHT): 15-INCH BOLT-ON WHEEL COVER (STANDARD ON PT CRUISER); 16-INCH PAINTED CAST ALUMINUM (STANDARD ON TOURING); 16-INCH CHROME-CLAD ALUMINUM WHEEL (STANDARD ON LIMITED, OPTIONAL ON TOURING); 16-INCH CHROME-CLAD ALUMINUM WHEEL (OPTIONAL ON TOURING WITH 180-HP 2.4 TURBO ENGINE, STANDARD ON LIMITED WHEN EQUIPPED WITH 180-HP 2.4 TURBO ENGINE); 17-INCH CHROME-PLATED ALUMINUM WHEEL (STANDARD ON GT).