

2020 | FLEET PREVIEW GUIDE



FORD CARS



FORD UTILITIES



FORD TRUCKS



FORD VANS



FORD POLICE



LINCOLN



FORD FLEET

DO BUSINESS EASILY AND ASTUTELY WITH THE OVERALL LEADER IN FLEET BUSINESS¹

With our wide spectrum of value-filled Ford and luxury-laden Lincoln vehicles – equipped with Ford Co-Pilot360™ and Lincoln Co-Pilot360™ confidence-driving technology² – we'll help you find the right match for your particular needs. Having Ford Fleet on your side gives you the expert advantage of our decades-long breadth of experience, assisting on both local levels and international stages.

Ford is America's commercial vehicle sales leader for 34 years strong,³ so connect with Ford Upfits to start customizing any of the complete line of Class 1-7 Built Ford Tough® work vehicles. Manage your fleet's health and operating dynamics extensively through direct access to key OEM-grade insights via Ford Telematics and Ford Data Services.™

Beyond acquiring the right vehicles, it's just as important to obtain the right financing plan. Offering you choice incentives, Ford Credit Commercial Lending Services aims to help keep your budget in line while your strategy remains on target. Employ turnkey Automotive Remarketing Services to leverage high-volume discounts that help provide an excellent net return.

When it comes to vehicle service, maintenance and parts, we're with you every step of the way too. In other words, optimize your operations completely with Ford Fleet.

All 2020 and 2021 model-year vehicles shown in this brochure are pre-production models. Product availability varies by model. See your dealer for details.



NEW 2020 FORD TRANSIT CARGO VAN

¹Based on IHS Markit Rolling 12-Month New Registration data as of December 2018 using Ford Motor Company Fleet category definition. ²Feature availability varies by model. ³Based on IHS Markit CY 1985-2018 U.S. TIP Registrations excluding registrations to individuals. TIP Registrations prior to 2010 do not include all GVW 1 and 2 vehicles.



TECHNOLOGY

Safety Features	6
Ford Co-Pilot360™ Technology & Lincoln Co-Pilot360™ Technology	8
Additional Technology	12
Availability Technology	14

FORD VANS & WAGONS

Lineup Comparison	56
Transit Connect Cargo Van	58
Transit Connect Passenger Wagon	60
Transit Connect Taxi Package	62
New 2020 Transit Cargo Van	64
New 2020 Transit Crew Van	66
New 2020 Transit Passenger Van	68
New 2020 Transit Cutaway & Chassis Cab	70
New 2021 E-Series Cutaway & Stripped Chassis	72



FORD CARS

Lineup Comparison	18
Mustang Fastback & Convertible	20
Fusion	22
Fusion Hybrid	24
Fusion Plug-in Hybrid	26

FORD POLICE

Lineup Comparison	76
All-New 2020 Police Interceptor® Utility	78
F-150 Police Responder®	80
Police Responder Hybrid Sedan	82
Special Service Vehicles	84



FORD UTILITIES

Lineup Comparison	30
EcoSport	32
Escape	34
Edge	36
All-New 2020 Explorer	38
Expedition/Expedition MAX	40

LINCOLN

Lineup Comparison	88
MKZ	90
MKZ Hybrid	92
Continental	94
MKC	96
Nautilus	98
All-New 2020 Aviator	100
Navigator/Navigator L	102




FORD TRUCKS

Lineup Comparison	42
Ranger	44
F-150	46
New 2020 F-250/F-350/F-450 Super Duty® Pickup	48
New 2020 F-350/F-450/F-550 Super Duty Chassis Cab	50
F-650/F-750 Super Duty Gas	52
F-650/F-750 Super Duty Diesel	54

FLEET SERVICES

Ford Commercial Solutions	106
Ford Credit & Financial Services	108
Service & Parts	110
Ford Global Fleet	111
Vehicle Special Orders	112
Fleet Advisory Board	113
Contacts	114





A LEADERSHIP ROLE

We're committed to achieving top-level performance in real-world safety initiatives, driver-assist measures and more, including Ford Co-Pilot360™ and Lincoln Co-Pilot360™ confidence-driving technology. Advancing vehicle technology includes the development of features that further protect occupants and other vulnerable road users in a variety of situations. We offer drivers a range of innovations that utilize radar, sonar and cameras to sense and interpret the environment. These systems can also aid with routine tasks to reduce demands on the driver. Many innovations require stringent internal criteria long before regulatory standards are adopted.

SEE NUMEROUS FORD AND LINCOLN TECHNOLOGIES IN ACTION:

Visit [YouTube.com](https://www.youtube.com) and then, for Ford vehicles, type **Ford How-To – along with the name of the specific feature or technology** – in the search box at the top of the page. Follow the same procedure for Lincoln vehicles by typing **Lincoln How-To – plus the name of the specific feature or technology** – as the search query. These videos can also be found on [Owner.Ford.com](https://www.Owner.Ford.com) and [Owner.Lincoln.com](https://www.Owner.Lincoln.com) if preferred.

DETECTING ACCIDENTS

A number of Ford technologies – in addition to handling and braking capabilities – can benefit drivers by helping them control the vehicle or alerting to potential collisions. These technologies can support routine driving tasks by improving confidence and reducing demands on the driver.

ASSISTING DRIVERS

Driver-assist technology¹ will continue to advance to provide drivers more support in certain situations, such as when changing lanes, in traffic jams and on freeway trips. The driver will always remain in the loop to take control, if required.

PROTECTING OCCUPANTS

Many factors influence a vehicle's crash performance, including the design of the vehicle and the use of safety equipment. Our commitment to advancing vehicle safety includes research and development of technology that further enhances occupant protection in a wide variety of crash circumstances.

RESPONDING TO CRASHES

One method of assisting emergency responders to reach the scene of a vehicle crash quickly is through in-vehicle emergency call systems and post-crash notification. These systems can help occupants summon assistance in the event of an accident.²

ENCOURAGING SAFER DRIVING

Driver behavior can be a contributing factor in many vehicle crashes. We developed and support an array of programs and technologies – such as MyKey® – that help encourage safer behavior on the roadways, for both experienced and novice drivers.

MANAGING VEHICLE SAFETY

We design and manufacture vehicles that achieve high levels of vehicle safety for a wide range of people over a broad spectrum of real-world conditions. Vehicle safety is overseen by our Vice President of Sustainability, Environment and Safety Engineering.

¹Driver-assist features are supplemental and do not replace the driver's attention, judgment and need to control the vehicle. ²The vehicle's electrical system (including the battery), the wireless service provider's signal and a connected mobile phone must all be available and operating for 911 Assist to function properly. These systems may become damaged in a crash. The paired mobile phone must be connected to SYNC, and the 911 Assist feature enabled, in order for 911 to be dialed. When the feature is ON, 911 Assist uses your paired and connected mobile phone to assist occupants to contact emergency services by dialing 911 if your airbag deploys or, on certain vehicles, if the emergency fuel pump shut-off is activated. Aftermarket on-board diagnostic devices may interfere with various vehicle systems including 911 Assist. To avoid interference, remove the device or contact the device maker for more information on compatibility.

SAFETY FEATURES¹

Safety is of the highest priority in the design of Ford and Lincoln vehicles. Many factors influence a vehicle's crash performance, including its ability to absorb energy on impact and the use of passive safety equipment. Safety belts remain the most effective and important vehicle safety technology available. Our patented technologies allow airbags to be placed in other locations inside the vehicle, such as knee airbags for front passengers. Additionally, advanced and ultra-high-strength steels, aluminum, plastics and composites are utilized in our vehicle structures to maintain top levels of safety crash performance while reducing vehicle weight for improved performance. Ongoing vehicle safety and occupant-protection research includes the analysis of real-world crash data and the adoption of advanced computer models of the human body.



4-Way Adjustable Head Restraints

Head restraints are designed to help minimize the risk of neck injury in the event of a collision. Not everyone is the same size, so these restraints are adjustable – moving up and down, and back and forth – to suit each individual.



Brake Assist

Engineered to detect how quickly a driver presses the brake pedal, the system can help provide additional stopping power in critical situations.



Cornering Lamps

Automatically illuminate the inside of a corner when parking, turning or driving along winding roads.



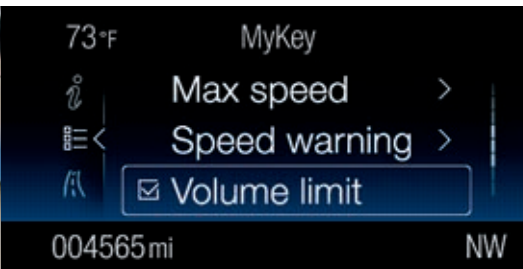
Heated Mirrors

Helping keep the sideview mirrors clear of snow and ice, heating begins when the rear-window defroster is activated.



Inflatable Rear Safety Belts

This feature combines attributes of traditional safety belts and airbags to provide an added level of crash safety protection for 2nd-row outboard passengers. In the event of certain frontal or side collisions, they distribute crash-force energy across more of the occupant's torso than a traditional safety belt.



MyKey[®]

Program a multitude of vehicle functions even when not behind the wheel. Where necessary, MyKey can help promote good driving habits: Encourage front safety belt use through Belt-Minder,[®] limit top speed, provide speed-limit alert chimes, display an earlier low-fuel warning, keep audio volume down, and/or prevent safety features and driver-assist technologies from being disabled.



Personal Safety System™

During certain types of frontal collisions, strategically placed sensors measure occupant conditions. Then, in milliseconds, the system determines how the dual-stage front airbags will deploy and front safety-belt pretensioners will activate. This sophisticated network employs a Front-Passenger Sensing System to specifically determine whether (and in what stage) the front-passenger airbag should deploy.



Tire Pressure Monitoring System (TPMS)

Pressure is constantly measured in all the road tires. When any tire is significantly underinflated, a telltale on the instrument panel alerts you. That's the signal to check the pressure of each tire, matching the figure to the psi (pounds per square inch) recommended for the vehicle.



Individual Tire Pressure Monitoring System (TPMS)

This version of TPMS shows you specifically which tires are underinflated, plus the actual pressure in all 4 tires: The psi (pounds per square inch) numbers are shown in the vehicle's information display.



Wiper-Activated Headlamps

With the exterior lighting control set in the Autolamp position, the headlamps and taillamps will automatically turn on when the windshield wipers activate.



In an increasingly crowded and distracted world, we can all use more confidence on the road. Our smart, advanced Ford Co-Pilot360 Technology and Lincoln Co-Pilot360 Technology are there to help you. So you can feel confidently in command when you're going about your business.



180-Degree Camera

Get an extended perspective of what's in front of your vehicle to ensure a better cross-traffic view of oncoming vehicles. A lens washer is built in.



360-Degree Camera²

A many-perspectives approach: The 4 cameras – in each sideview mirror, along with the front and back – relay full-color images (including a bird's-eye view) to the Split-View Display. This system helps you see the ground in front of or around the vehicle to help avoid obstacles, or to help line up the vehicle when parking.



Active Park Assist²

It helps take the angst out of parallel parking: With the simple press of a button, ultrasonic sensors can detect an appropriate parallel parking spot and automatically steer the vehicle into the space. You control the accelerator, gearshift and brakes.



Enhanced Active Park Assist²

Never pass up a potential parking space again. Enhanced Active Park Assist makes it simple to nail an impressive park – time after time – even in tight parallel or reverse perpendicular spots. All you have to do is activate, shift, accelerate and brake while your vehicle takes care of the rest. This feature also offers Park Out Assist with side-sensing capability.



Active Park Assist 2.0²

Find the parking space that's just right. When engaged, Active Park Assist 2.0 can actually help locate a potential spot. Then all you have to do is brake to a complete stop, shift into neutral, and hold down the Active Park Assist button – your vehicle takes care of the rest. Park Out Assist with side-sensing capability is included so you can confidently navigate out of a spot when someone's parked too close.



Adaptive Cruise Control with Stop-and-Go and Lane Centering²

Few driving situations can feel as tedious as stop-and-go traffic. Not only does Adaptive Cruise Control help you keep pace on your journey, it also slows down your vehicle if the traffic ahead has stopped or slowed. As soon as things clear, you'll resume your set speed.³ Plus, the added Lane Centering feature even scans lane markings to help you keep your vehicle centered between the lines.



Intelligent Adaptive Cruise Control²

You can think of it as next-level adaptive cruise. Beyond keeping pace with traffic ahead – and stopping or slowing down your vehicle as the need arises – Intelligent Adaptive Cruise Control is so smart, it can "read" speed limit signs and adjust your speed accordingly.³ To help keep your vehicle centered between the lines, this ingenious system also scans lane markings.



Adaptive Steering

The steering ratio of the vehicle is adjusted to adapt to changing conditions. At slower speeds, the system makes the vehicle agile and easy to turn as it dials more steering into the road wheel. And at highway speeds, this technology further optimizes steering response, enabling the vehicle to react smoothly and precisely to driver input.



AdvanceTrac® Electronic Stability Control⁴

When this system senses wheelslip or loss of traction, it applies braking where needed to help keep the vehicle on its intended path. Several sensors combine information, including the steering-wheel angle, lateral acceleration and yaw rate, to determine if the vehicle begins to lose directional control.



AdvanceTrac with RSC® (Roll Stability Control™)⁴

When a loss of traction or wheelslip is sensed, AdvanceTrac with RSC applies braking where necessary to help keep the vehicle on its intended path. In addition to electronic stability control helping avoid skids and lateral slides, the Roll Stability Control helps avoid a rollover thanks to a pair of gyroscopic sensors that monitor vehicle dynamic data.



Auto High-Beam Headlamps²

Now, unlit roads, dark peripheries, and other low-visibility situations don't have to catch you off guard. Auto High-Beam Headlamps can sense poor lighting conditions and switch on to light your path ahead. They can even sense oncoming headlamps and dim automatically, so you don't have to worry about blinding other drivers.



Autolamp

In the Autolamp position, the headlamps will turn on automatically when necessary or whenever the windshield wipers activate. The headlamps will also stay on for a set period of time after you turn off the ignition and you exit the vehicle.



BLIS® (Blind Spot Information System) with Cross-Traffic Alert²

How many times have you tensed up during an attempted lane change? BLIS can help detect and alert you to vehicles in your blind spots, while Cross-Traffic Alert can detect traffic behind you when you're slowly backing out of a parking space.



BLIS (Blind Spot Information System) with Trailer Coverage²

It's rush hour. You've got a large item in tow. And you need to change lanes. The situation is a bit daunting. To help ease lane-change anxiety, this feature can alert you not only when a vehicle is in your blind spot, but also when one is alongside your trailer.



Curve Control

Sensing a particular curve is being taken too fast, this smart system slows the vehicle down. Employing engine throttle reduction and 4-wheel braking intervention, it's always active in helping you maintain control around curves.



Driver Alert System

A forward-facing camera can detect lane markings on the road ahead. If the system detects your alertness level is reduced below a certain threshold, a chime sounds and a message appears in the cluster display.



Evasive Steering Assist^{2,5}

Traffic is rolling along smoothly when suddenly there's a slow or stopped vehicle in your path. Evasive Steering Assist can help make it easier to avoid a collision. It doesn't steer for you, but it can provide extra steering support if the system's warning goes off and you need to maneuver around the vehicle ahead.

¹Feature availability varies by vehicle. ²Ford Co-Pilot360 and Lincoln Co-Pilot360 Technology features are supplemental and do not replace the driver's attention, judgment and need to control the vehicle. ³If vehicle is stopped for more than 3 seconds, driver must intervene and press "RES" button or accelerator pedal to resume system operation. ⁴Remember that even advanced technology cannot overcome the laws of physics. It's always possible to lose control of a vehicle due to inappropriate driver input for the conditions. ⁵Evasive Steering Assist does not control steering.



Forward Collision Warning with Brake Support

Sensors can detect slower vehicles traveling in the same direction. If a potential collision is detected a warning sounds. If a collision is imminent, the vehicle precharges the brake system for full responsiveness when you brake.



Forward Sensing System

When the vehicle is in Drive and traveling at a low rate of speed, ultrasonic sensors on the front bumper determine the distance of certain objects in front of the vehicle. If an object is detected, a high-pitched tone sounds.



Hill Descent Control™²

Steep hills are often tricky to navigate, especially if you're towing a trailer. Hill Descent Control can help ease the situation by doing just what its name says. It helps you maintain a set speed when you're driving down an incline by automatically applying the brake when needed.



Hill Start Assist²

On a slope, this technology helps to momentarily keep the vehicle from rolling when releasing the brake pedal. It allows time for you to transition your foot to the accelerator pedal.



Lane-Keeping System²

It happens. Maybe you've wandered a little too close to the edge of your lane. The Lane-Keeping System can help, even during a moment of distraction. This feature scans your vehicle's position between the lines in the road ahead and can alert you if you're starting to edge out of your lane.³ Having trouble staying on track? After you've drifted a few times, you'll see a coffee cup icon letting you know it's time to take a break.



Navigation²

Whether it means missing a timed delivery or losing your cool, a wrong turn can put a dent in your day. But like a sherpa for trips large and small, the Navigation System can help you stay confidently on course. And that's not all – it can also point you to the nearest gas stations.



Pre-Collision Assist with Automatic Emergency Braking (AEB)²

We should all drive defensively, but sometimes other people's lack of attention can create a hazard. This feature scans the road ahead and can alert you to potential collisions with vehicles or pedestrians detected in your path.⁴ If an impact becomes imminent and you don't take corrective action, the brakes can apply automatically. But don't worry – they'll only activate if they're needed.



Pro Trailer Backup Assist™²

Whether you're a novice or a seasoned pro, backing up with a trailer can be challenging. This technology makes it as easy as turning a knob – simply rotate it in the direction you want the trailer to go, and Pro Trailer Backup Assist responds accordingly.



Rain-Sensing Windshield Wipers

Once set, they automatically turn on and adjust the rate of wiper action – depending on the amount of moisture (rain, sleet or snow) detected on the windshield.



Rear View Camera²

Between glancing in the rearview mirror and craning your neck, backing up requires a little multitasking. The Rear View Camera may not be an extra set of eyes, but it does provide a great view of what's behind your vehicle.⁵ Be sure to keep the camera lens free of debris (like dust and snow) and you can navigate Reverse with more confidence.


MORE FORD CO-PILOT360 TECHNOLOGY & LINCOLN CO-PILOT360 TECHNOLOGY¹

- 911 Assist[®]
- Adaptive Cruise Control
- Adaptive Cruise Control with Stop-and-Go
- Adaptive Headlamps
- Adjustable Speed Limiter
- Auto Hold
- Dynamic Hitch Assist
- Lane-Keeping Alert
- Post-Collision Braking
- Pre-Collision Assist with Dynamic Brake Support
- Side Wind/Cross Wind Stabilization
- Trail Control



Reverse Brake Assist²

Backing up just got a lot less stressful. Reverse Brake Assist can detect both stationary and moving objects behind your vehicle. Not only that, it can apply the brakes if you don't stop in time. The system can recognize vehicles crossing your path at up to 37 mph.



Reverse Sensing System

While slowly backing up, ultrasonic sensors on the rear bumper can help detect certain objects up to 6' behind the vehicle. Upon getting closer to the object, a low-pitch tone sounds more rapidly inside the vehicle.



SOS Post-Crash Alert System™⁶

The horn sounds and hazard lights flash to alert others if the vehicle is involved in an accident where any airbag deploys and/or the front safety belt pretensioners activate; especially useful if the driver is unconscious and can't signal for help.



Trailer Sway Control

The motions of the vehicle are monitored when towing. If trailer sway is detected, the system selectively applies the brakes⁷ as needed to help you maintain control of the truck and trailer.



Quality is at the heart of everything we do, and it drives continuous improvements across all functions – including technological development – while delivering vehicles that you want and value. Product development always starts with you, the customer. We look to understand who you are and what you desire in a vehicle. Then, we identify and implement the technology that will meet your evolving needs and expectations. We use human-centered design and a culture of collaboration to help us create insights and develop new experiences that meet your needs and exceed your expectations.



Auto Start-Stop

In an effort to help reduce vehicle tailpipe emissions, improve fuel economy and eliminate wasted fuel, the engine switches off when the vehicle is stationary and you have pressure on the brake pedal.



Configurable Daytime Running Lamps

Daytime running lamps complement the design and look of the headlamps and provide a subtle, visual cue for other drivers in daylight situations. Using the vehicle's information display, you can choose to turn them on or off.



Dynamic Torque Vectoring²

Teaming up with all-wheel drive (AWD) to send up to 100% of the available rear-axle torque to a single outside rear wheel while cornering, the end result is a smooth and seamless driving experience.



Electric Power-Assisted Steering (EPAS)

An electric, speed-sensitive steering-assist system, EPAS helps deliver great maneuverability and responsive handling. Pull-drift compensation adapts to changing conditions, such as crowned roads or steady crosswinds. Active nibble control (if so equipped) helps smooth out the effect of minor tire vibrations.



Integrated Trailer Brake Controller

This factory-installed controller³ synchronizes the vehicle and electric trailer brakes. It includes GAIN adjusters, a GAIN setting display, an output bar graph, and a visual/audible indicator for a successful trailer connection or trailer disconnect.



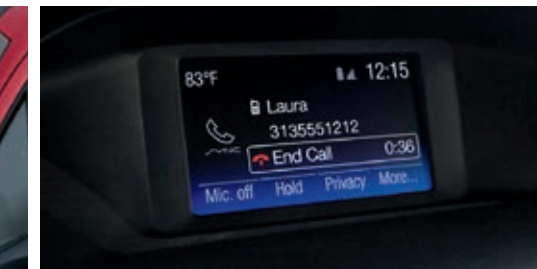
Intelligent 3-Blink Turn Signal

Especially beneficial for a simple lane change: With a single tap of the turn-signal lever, the signal blinks 3 times – and then it stops automatically. It can also be set to function for longer periods, such as when indicating a turn.



QuickClear™ Electric Windshield Defroster

A transparent heating element embedded in the windshield greatly helps clear snow, ice and fogging, reducing the need to scrape the windshield.



SYNC^{®4}

This voice-activated technology helps you keep your eyes on the road and hands on the wheel. Use your voice to make a call, listen to music, access select apps with SYNC AppLink^{®5} and much more.



SYNC 3⁴

Control calls, music and more with just a touch and your voice. SYNC 3 lets you keep your hands on the wheel while it quickly responds to spoken requests. Or the responsive touchscreen in the center of the instrument panel can be accessed for its many helpful features. The system also features 2 smart-charging USB ports to help keep devices powered up and ready to go.



Terrain Management System™

Allows you to select from 4 modes that help balance 4WD, engine, transmission and traction-control systems to various situations and road conditions encountered.

1. Normal (for everyday driving)
2. Mud/Rut
3. Sand
4. Snow/Gravel/Grass



Torque Vectoring Control (TVC)²

Operating automatically, it helps keep the vehicle tracking along the driver's intended path, even when road surfaces may compromise intention. While accelerating through a corner, TVC adjusts the speed between the front wheels to enhance cornering agility and reduce understeer. Braking is applied to the front inside wheel, so more engine torque goes to the outside wheel, which has more grip.



Tow/Haul Mode with Integrated Engine Brake

Tow/haul mode helps provide better control when hauling a heavy trailer load down steep grades. It downshifts the transmission – when needed – to provide additional levels of engine braking. Helping slow down the vehicle and trailer, the integrated engine brake harnesses the force of the Power Stroke[®] Turbo Diesel.

¹Feature availability varies by vehicle. ²Remember that even advanced technology cannot overcome the laws of physics. It's always possible to lose control of a vehicle due to inappropriate driver input for the conditions. ³Ford trailer brake controller (TBC) has verified compatibility with trailers (one to four axles) utilizing electrically actuated drum brakes and certain Electric-Over-Hydraulic (EOH) actuated drum or disc brake systems. See the chart for Ford-verified brands and model numbers of TBC-compatible EOH brake systems. ⁴Don't drive while distracted. Use voice-operated systems when possible; don't use handheld devices while driving. Some features may be locked out while the vehicle is in gear. Not all features are compatible with all phones. ⁵Commands may vary by phone and AppLink software.



NEW 2020 FORD **TRANSIT** PASSENGER VAN

#1 AGAIN: FORD IS AMERICA'S BEST-SELLING VEHICLE BRAND – 9 YEARS STRAIGHT¹

For 42 years in a row, Ford F-Series is America's best-selling truck; and for the 40th consecutive year, Ford has America's best-selling lineup of commercial vans. It's a mighty one-two punch that's Built Ford Tough.[®] Not to be outdone, Ford SUVs set a record-breaking sales mark in 2018. A slew of new vehicles – highlighted below – can only help fuel the momentum. Ford Co-Pilot360™ confidence-driving technology is standard on all new Ford vehicles, and every new commercial truck, van and wagon is supplied with a built-in modem for available Ford Telematics and Ford Data Services.™

NEW 2020 FORD TRANSIT. Along with the addition of a Crew Van outfitted with a triple-wide 2nd-row seat, there's the game-changing availability of AWD² and a power-sliding side door. The standard, all-new 3.5L PFDi gas engine and optional, all-new 2.0L EcoBlue[®] Bi-Turbo I-4 diesel³ powerplant are paired with a new 10-speed SelectShift[®] automatic transmission. Post-Collision Braking, the Lane-Keeping System, and Pre-Collision Assist with Automatic Emergency Braking (AEB) are standard equipment.

NEW 2020 FORD SUPER DUTY[®] PICKUP AND CHASSIS CAB. Introducing the restyled, next level of Built Ford Tough F-Series capability, power and technology. The Super Duty Pickup boasts its highest-ever towing and payload ratings. For pickups and chassis cabs, there's an advanced, all-new 7.3L V8 gas powerplant, and the upgraded, 3rd-generation 6.7L Power Stroke[®] V8 Turbo Diesel. F-350, F-450 and F-550 are appointed with the new TorqShift[®] 10-speed SelectShift automatic transmission. Trailer Sway Control, Hill Start Assist and Automatic High-Beam Headlamps are standard. And Pre-Collision Assist with Automatic Emergency Braking (AEB) is available.

NEW 2021 FORD SUPER DUTY F-650/F-750. Ford is the only manufacturer to offer gas and diesel engines in its Class 6-7 trucks. Choose either the all-new 7.3L V8 gas engine or the next-generation 6.7L Power Stroke V8 Turbo Diesel. The instrument cluster and steering wheel are new, and the redesigned standard audio system includes Bluetooth[®] capability and a USB input. Also standard are Autolamp Automatic On/Off Headlamps, Hill Start Assist and traction control.

NEW 2021 FORD E-SERIES CUTAWAY AND STRIPPED CHASSIS. E-Series has been in continuous production for 58 years – with over 2.7 million vehicles still on the road⁴ Select the engine application best suited for your needs: The all-new 7.3L V8 is available in Economy and Premium ratings. A new upfitter interface module ensures a more seamless experience. Hill Start Assist, Electronic Stability Control, and Autolamp come standard.

ALL-NEW 2020 FORD EXPLORER. America's all-time best-selling SUV⁵ now offers its broadest lineup, including Explorer 3.3L V6 Hybrid (see page 38) and Explorer ST. New rear-wheel-drive architecture makes for the leanest and strongest Explorer ever, with improved off-road capability, and improved standard and maximum towing capacity.⁶ The Reverse Sensing System, Lane-Keeping System, and Pre-Collision Assist with Automatic Emergency Braking (AEB) are standard.



NEW 2020 FORD **SUPER DUTY**



NEW 2021 FORD **SUPER DUTY F-750**



NEW 2021 FORD **E-SERIES** CUTAWAY



ALL-NEW 2020 FORD **EXPLORER**



	MUSTANG FASTBACK & CONVERTIBLE	FUSION	FUSION HYBRID	FUSION PLUG-IN HYBRID
Models	EcoBoost, [®] EcoBoost Premium, GT, GT Premium (fastback); EcoBoost, EcoBoost Premium, GT Premium (convertible)	S, SE, SEL, Titanium	SE, SEL, Titanium	Titanium
Engines	2.3L EcoBoost I-4 310 @ 5,500 ² 350 @ 3,000 ² (Standard on EcoBoost, EcoBoost Premium)	2.5L iVCT I-4 175 @ 6,000 175 @ 4,500 (Standard on S)	2.0L iVCT Atkinson-cycle I-4 HEV 188 combined system 129 gas engine (Standard on all models)	2.0L iVCT Atkinson-cycle I-4 PHEV 188 combined system 129 gas engine (Standard)
Horsepower (hp @ rpm)¹	5.0L Ti-VCT V8 460 @ 7,000 ² 420 @ 4,600 ² (Standard on GT, GT Premium)	1.5L EcoBoost I-4 181 @ 6,000 185 @ 4,320 (Standard on SE, SEL)		
Torque (lb.-ft. @ rpm)¹		2.0L EcoBoost I-4 245 @ 5,500 ² 275 @ 3,000 ² (Standard on Titanium; available on SE, SEL)		
Transmissions	6-speed manual (Standard on EcoBoost, EcoBoost Premium) 6-speed manual with Rev Matching (Standard on GT, GT Premium) 10-speed SelectShift [®] automatic (Available on all models)	6-speed automatic (Standard on S) 6-speed automatic with Auto Start-Stop Technology (Standard on SE, SEL) 6-speed SelectShift automatic (Standard on Titanium; available on SE)	Electronically controlled continuously variable transmission (eCVT) (Standard on all models)	Electronically controlled continuously variable transmission (eCVT) (Standard)
Drivetrain	RWD	FWD/AWD	FWD	FWD
Braking system (F/R)	4-wheel disc with Anti-Lock Brake System (ABS)	4-wheel disc with Anti-Lock Brake System (ABS)	Regenerative Braking System and 4-wheel disc with Anti-Lock Brake System (ABS)	Regenerative Braking System and 4-wheel disc with Anti-Lock Brake System (ABS)
Airbags	Dual-stage front, driver's knee, glove-box-door-integrated knee and front-seat side (fastback & convertible); side-curtain (fastback)	Dual-stage front, driver and front-passenger knee, front-seat side and side-curtain	Dual-stage front, driver and front-passenger knee, front-seat side and side-curtain	Dual-stage front, driver and front-passenger knee, front-seat side and side-curtain
Length (in.)	188.5	191.8	191.8	191.8
Wheelbase (in.)	107.1	112.2	112.2	112.2
Height (in.)	54.3 (fastback); 54.9 (convertible)	58.2	58.0	58.0
Seating capacity	4	5	5	5
Track (in.) (F/R)	62.4/65.1	62.7/62.4	62.3/62.0	62.3/62.0
Head room (in.) (F/R)	37.6/34.8 (fastback); 37.6/35.7 (convertible)	39.2/37.8	39.2/37.8	39.2/37.8
Leg room (in.) (F/R)	45.1 (max.)/29.0 (fastback); 45.1 (max.)/29.2 (convertible)	44.3 (max.)/38.3	44.3 (max.)/38.3	44.3 (max.)/38.3
Hip room (in.) (F/R)	54.9/47.4 (fastback); 54.9/43.7 (convertible)	55.0/54.4	55.0/54.4	55.0/54.4
Shoulder room (in.) (F/R)	56.3/52.2 (fastback); 56.3/44.7 (convertible)	57.8/56.9	57.8/56.9	57.8/56.9
Passenger volume (cu. ft.)	82.8 (fastback); 79.2 (convertible)	102.8	102.8	102.8
Cargo volume (cu. ft.)	13.5 (fastback); 11.4 (convertible)	16.0	12.0	8.2
Fuel tank capacity (gal.)	15.5 (I-4); 16.0 (V8)	16.5 (FWD); 18.0 (AWD)	14.0	14.0
Base curb weight (lbs.)	3,515 (manual)/3,535 (auto) (I-4 fastback); 3,676 (manual)/3,702 (auto) (I-4 convertible); 3,743 (manual)/3,765 (auto) (V8 fastback); 3,934 (manual)/3,950 (auto) (V8 convertible)	3,472 (2.5L iVCT I-4 FWD)	3,668	3,986



2020 MUSTANG FASTBACK & CONVERTIBLE


High-Power Sports Car Class¹

Models: EcoBoost[®], EcoBoost Premium, GT, GT Premium (Fastback); EcoBoost, EcoBoost Premium, GT Premium (Convertible)



Mustang EcoBoost Premium Fastback. Race Red. Available equipment.

EXTERIOR COLORS⁵



INTERIOR COLORS⁵



STANDARD FEATURES

12V powerpoints (2)	Personal Safety System™ for driver and front passenger with dual-stage front airbags
Airbags – Driver’s knee, glove-box-door-integrated knee, front-seat side, and side-curtain airbags (fastback)	Power windows and door locks
Audio – SiriusXM [®] with 6-month All Access trial subscription (Premium)	Rear sequential light-emitting diode (LED) turn signal lamps
Engine – 2.3L EcoBoost I-4 (EcoBoost)	Rear-wheel drive (RWD)
Engine – 5.0L Ti-VCT V8 (GT)	Remote Keyless Entry System
FordPass Connect™ ² with 4G LTE Wi-Fi hotspot powered by FordPass™ app ³	Selectable-effort electronic power-assisted steering
Front and rear stabilizer bars	SYNC [®] 3 with 4.2" LCD screen in center stack
Individual Tire Pressure Monitoring System (TPMS; excludes spare)	SYNC 3 with 8" LCD capacitive touchscreen with AppLink [®] 911 Assist [®] and 2 smart-charging USB ports (Premium)
Intelligent Access with push-button start	Tilt/telescoping steering column
LED headlamps with LED signature lighting	Transmission – 6-speed manual (EcoBoost, EcoBoost Premium)
Limited-slip rear differential	Transmission – 6-speed manual with Rev Matching (GT, GT Premium)
Mirrors – Power sideview with integrated blind spot mirrors	
MyKey [®]	

STANDARD FORD CO-PILOT360™ TECHNOLOGY

AdvanceTrac [®] Electronic Stability Control
Rear View Camera
SOS Post-Crash Alert System™

AVAILABLE FEATURES

12" LCD instrument cluster with MyColor	Reverse Sensing System
Adaptive Cruise Control, Forward Collision Warning, and Pre-Collision Assist with Automatic Emergency Braking (AEB)	Selectable drive modes with 4-gang toggle switch pack
Audio – B&O Sound System by Bang & Olufsen	Transmission – 10-speed SelectShift [®] automatic with paddle shifters and Remote Start System
Engine – 2.3L High Performance EcoBoost I-4	Voice-activated Navigation System with SiriusXM Traffic and Travel Link [®] with 5-year subscription
Engine block heater	
MagneRide™ Damping System	

AVAILABLE PACKAGES⁴

2.3L High Performance Package (67E)	GT Performance Package (67G)
Black Accent Package (52B)	GT Performance Package Level II (673)
California Special Package (54C)	“Over-the-Top” Racing Stripes (47A)
Carbon Sport Interior Package (68C)	Pony Package (54P)
EcoBoost Handling Package (60H)	Premium Plus Package (201A/401A)
Enhanced Security Package (43S)	Wheel & Stripe Package (60L)
Ford Safe and Smart™ Package (77S)	

DIMENSIONS & CAPACITIES

	Fastback	Convertible
EXTERIOR (in.)		
Length	188.5	188.5
Wheelbase	107.1	107.1
Width (excluding mirrors)	75.4	75.4
Height	54.3	54.9
INTERIOR (in.)		
Front		
Head room	37.6	37.6
Leg room (max.)	45.1	45.1
Hip room	54.9	54.9
Shoulder room	56.3	56.3
Rear		
Head room	34.8	35.7
Leg room	29.0	29.2
Hip room	47.4	43.7
Shoulder room	52.2	44.7
CAPACITIES (cu. ft.)		
Passenger volume	82.8	79.2
Cargo volume	13.5	11.4
Total interior volume	96.4	90.6
Fuel (gal.)	I-4 V8	15.5 16.0
Seating	4	4

ENGINES

	2.3L EcoBoost I-4 ⁸	2.3L High Performance EcoBoost	5.0L Ti-VCT V8 ⁸
Horsepower (hp @ rpm)	310 @ 5,500 ⁹	TBD @ TBD ⁹	460 @ 7,000 ⁹
Torque (lb.-ft. @ rpm)	350 @ 3,000 ⁹	TBD @ TBD ⁹	420 @ 4,600 ⁹

EPA-ESTIMATED RATINGS¹⁰

	2.3L EcoBoost I-4 ⁸	2.3L High Performance EcoBoost	5.0L Ti-VCT V8 ⁸
6-speed manual transmission	21 city/31 hwy/25 combined mpg (fastback); 20 city/28 hwy/23 combined mpg (convertible)	TBD	15 city/24 hwy/18 combined mpg (fastback); 15 city/25 hwy/18 combined mpg (convertible)
10-speed SelectShift automatic transmission	21 city/32 hwy/25 combined mpg (fastback); 20 city/28 hwy/23 combined mpg (convertible)	TBD	16 city/25 hwy/19 combined mpg (fastback); 16 city/24 hwy/18 combined mpg (convertible)

¹Based on Ford segmentation. ²FordPass Connect is required for certain remote features. Service includes a 1-year trial for remote features, excluding Wi-Fi hotspot, that starts with vehicle sales date (after which, fees apply). Connected service and related feature functionality is subject to compatible AT&T network availability. Evolving technology/cellular networks may affect functionality and availability, or continued provision of some features, prohibiting them from functioning. Certain restrictions, 3rd-party terms or message/data rates may apply. ³FordPass, compatible with select smartphone platforms, is available via a download. Message and data rates may apply. ⁴Visit fleet.ford.com for complete package content. ⁵Available on select series. Restrictions may apply. See your dealer for details. ⁶Additional charge. ⁷New for 2020. ⁸Based on 2019 model-year ratings. ⁹Horsepower and torque ratings achieved with 93-octane fuel. ¹⁰Actual mileage will vary.

2020 FUSION

Midsized Sedan Class¹
Models: S, SE, SEL, Titanium



Fusion SE, Magnetic. Available equipment.

EXTERIOR COLORS⁴



*Metallic.

INTERIOR COLORS⁴



STANDARD FEATURES

12V powerpoints (2)	Individual Tire Pressure Monitoring System (TPMS)
Airbags – Driver and front-passenger knee, front-seat side and side-curtain	Mirrors – Power sideview
Dual-zone electronic automatic temperature control (SE, SEL, Titanium)	MyKey [®]
Easy Fuel [®] capless fuel filler	Personal Safety System [™] for driver and front passenger with dual-stage front airbags
Electric parking brake	Power door locks
Electric power-assisted steering	Power windows with global open/close and one-touch-up/-down
Engine – 2.5L iVCT I-4 (S)	Push-button start
Engine – 1.5L EcoBoost [®] I-4 with Auto Start-Stop Technology (SE, SEL)	Rotary gear shift dial
Engine – 2.0L EcoBoost I-4 with Auto Start-Stop Technology (Titanium)	Seat – 60/40 split-fold rear
FordPass Connect ^{™2} with 4G LTE Wi-Fi hotspot powered by FordPass [™] app ³	SYNC [®] with 4.2" LCD screen (S)
Front-wheel drive (FWD)	SYNC 3 with 8" LCD capacitive touchscreen with AppLink [®] 911 Assist [®] and 2 smart-charging USB ports (SE, SEL, Titanium)

AVAILABLE PACKAGES⁷

- Appearance Package (151A)
- Ford Co-Pilot 360 Assist (90D)
- SE All-Wheel Drive Package (91B)

FLEET EXCLUSIVE

Fleet Value Package includes 4-way manual front-passenger seat, non-configurable daytime running lamps, compact spare wheel and tire, and Remote Keyless Entry System (SE) (20C)

DIMENSIONS & CAPACITIES

EXTERIOR (in.)		INTERIOR (in.)	
Length	191.8	Rear	
Wheelbase	112.2	Head room	37.8
Width (mirrors folded)	75.2	Leg room	38.3
Height	58.2	Hip room	54.4
		Shoulder room	56.9
INTERIOR (in.)		CAPACITIES (cu. ft.)	
Front		Passenger volume	102.8
Head room	39.2	Cargo volume	16.0
Leg room (max.)	44.3	Total interior volume	118.8
Hip room	55.0	Fuel (gal.)	FWD 16.5
Shoulder room	57.8		AWD 18.0
		Seating	5

ENGINES⁸

	2.5L iVCT I-4	1.5L EcoBoost I-4	2.0L EcoBoost I-4
Horsepower (hp @ rpm)	175 @ 6,000	181 @ 6,000	245 @ 5,500 ⁹
Torque (lb.-ft. @ rpm)	175 @ 4,500	185 @ 4,320	275 @ 3,000 ⁹

EPA-ESTIMATED RATINGS^{8,10}

	2.5L iVCT I-4	1.5L EcoBoost I-4	2.0L EcoBoost I-4
6-speed automatic transmission (FWD)	21 city/32 hwy/ 25 combined mpg	—	21 city/31 hwy/ 25 combined mpg
6-speed SelectShift [®] automatic transmission (AWD)	—	—	20 city/29 hwy/ 23 combined mpg
6-speed SelectShift automatic transmission with Auto Start-Stop Technology	—	23 city/34 hwy/ 27 combined mpg	—



STANDARD FORD CO-PILOT360[™] TECHNOLOGY

- AdvanceTrac[®] Electronic Stability Control
- Autolamp Automatic On/Off Headlamps
- Ford Co-Pilot360 – Automatic High-Beam Headlamps • BLIS[®] (Blind Spot Information System) with Cross-Traffic Alert • Lane-Keeping System (includes Lane-Keeping Assist, Lane-Keeping Alert and Driver Alert) • Pre-Collision Assist with Automatic Emergency Braking (AEB) (includes Pedestrian Detection, Forward Collision Warning and Dynamic Brake Support) • Rear View Camera
- Hill Start Assist
- Rain-Sensing Windshield Wipers
- SOS Post-Crash Alert System[™]

AVAILABLE FEATURES

- Adaptive Cruise Control with Stop-and-Go
- All-wheel drive (AWD)
- Engine – 2.0L EcoBoost I-4 (SE, SEL)
- Engine block heater
- Heated steering wheel
- Leather-wrapped steering wheel
- Power moonroof
- Universal garage door opener
- Voice-activated Navigation System with SiriusXM[®] Traffic and Travel Link[®] with 5-year subscription

FLEET EXCLUSIVES

- Daytime running lamps
- Engine – 2.5L iVCT I-4 (SE)
- Floor liners, front and rear
- Floor mats – Front and rear with trunk mat
- Mini spare tire (S, SEL, Titanium)
- Paint protection film
- Reverse Sensing System (S)



¹Based on Ford segmentation. ²FordPass Connect is required for certain remote features. Service includes a 1-year trial for remote features, excluding Wi-Fi hotspot, that starts with vehicle sales date (after which, fees apply). Connected service and related feature functionality is subject to compatible AT&T network availability. Evolving technology/cellular networks may affect functionality and availability, or continued provision of some features, prohibiting them from functioning. Certain restrictions, 3rd-party terms or message/data rates may apply. ³FordPass, compatible with select smartphone platforms, is available via a download. Message and data rates may apply. ⁴Available on select series. Restrictions may apply. See your dealer for details. ⁵Additional charge. ⁶New for 2020. ⁷Visit fleet.ford.com for complete package content. ⁸Based on 2019 model-year ratings. ⁹Horsepower and torque ratings achieved with 93-octane fuel. ¹⁰Actual mileage will vary.

2020 FUSION HYBRID


Midsized Hybrid Sedan Class¹

Models: SE, SEL, Titanium




Fusion Hybrid SE. Iconic Silver. Available equipment.

EXTERIOR COLORS⁴



INTERIOR COLORS⁴



*Metallic.



STANDARD FEATURES

12V powerpoints (2)	Mirrors – Power sideview
Airbags – Driver and front-passenger knee, front-seat side and side-curtain	MyKey [®]
Brakes – Regenerative Braking System	Personal Safety System™ for driver and front passenger with dual-stage front airbags
Dual-zone electronic automatic temperature control	Push-button start
Easy Fuel [®] capless fuel filler	Rotary gear shift dial
Engine – 2.0L iVCT Atkinson-cycle I-4 HEV with permanent-magnet AC-synchronous electric motor	SmartGauge [®] with EcoGuide
FordPass Connect™ ² with 4G LTE Wi-Fi hotspot powered by FordPass™ app ³	SYNC [®] 3 with 8" LCD capacitive touchscreen with AppLink [®] , 911 Assist [®] and 2 smart-charging USB ports
Front-wheel drive (FWD)	Transmission – Electronically controlled continuously variable (eCVT)
Individual Tire Pressure Monitoring System (TPMS)	Voice-activated Navigation System with SiriusXM [®] Traffic and Travel Link [®] with 5-year subscription
Lithium-ion battery	

STANDARD FORD CO-PILOT360™ TECHNOLOGY

Adaptive Cruise Control with Stop-and-Go
AdvanceTrac [®] Electronic Stability Control
Autolamp Automatic On/Off Headlamps
Ford Co-Pilot360 – Automatic High-Beam Headlamps • BLIS [®] (Blind Spot Information System) with Cross-Traffic Alert • Lane-Keeping System (includes Lane-Keeping Assist, Lane-Keeping Alert and Driver Alert) • Pre-Collision Assist with Automatic Emergency Braking (AEB) (includes Pedestrian Detection, Forward Collision Warning and Dynamic Brake Support) • Rear View Camera
Hill Start Assist
Reverse Sensing System
SOS Post-Crash Alert System™

AVAILABLE FEATURES

Engine block heater
Heated steering wheel
Leather-wrapped steering wheel
Intelligent Access with remote start
Power moonroof
Seats – Heated front
Seats – Leather-trimmed seating surfaces
Universal garage door opener

FLEET EXCLUSIVES

Daytime running lamps
Floor liners, front and rear
Floor mats – Front and rear with trunk mat
Paint protection film

DIMENSIONS & CAPACITIES

EXTERIOR (in.)		INTERIOR (in.)	
Length	191.8	Rear	
Wheelbase	112.2	Head room	37.8
Width (mirrors folded)	75.2	Leg room	38.3
Height	58.0	Hip room	54.4
		Shoulder room	56.9
INTERIOR (in.)		CAPACITIES (cu. ft.)	
Front		Passenger volume	102.8
Head room	39.2	Cargo volume	12.0
Leg room (max.)	44.3	Total interior volume	114.8
Hip room	55.0	Fuel (gal.)	14.0
Shoulder room	57.8	Seating	5

ENGINE⁷

2.0L iVCT Atkinson-cycle I-4 HEV	
Horsepower (hp @ rpm)	188 combined system
Torque (lb.-ft. @ rpm)	129 gas system

EPA-ESTIMATED RATINGS^{7,8}

2.0L iVCT Atkinson-cycle I-4 HEV	43 city/41 hwy/42 combined mpg
----------------------------------	--------------------------------



¹Based on Ford segmentation. ²FordPass Connect is required for certain remote features. Service includes a 1-year trial for remote features, excluding Wi-Fi hotspot, that starts with vehicle sales date (after which, fees apply). Connected service and related feature functionality is subject to compatible AT&T network availability. Evolving technology/cellular networks may affect functionality and availability, or continued provision of some features, prohibiting them from functioning. Certain restrictions, 3rd-party terms or message/data rates may apply. ³FordPass, compatible with select smartphone platforms, is available via a download. Message and data rates may apply. ⁴Available on select series. Restrictions may apply. See your dealer for details. ⁵Additional charge. ⁶New for 2020. ⁷Based on 2019 model-year ratings. ⁸Actual mileage will vary.

2020 FUSION PLUG-IN HYBRID


Midsized Plug-in Hybrid Sedan Class¹

Model: Titanium



Fusion Energi Titanium. Agate Black. Available equipment.

EXTERIOR COLORS⁴



INTERIOR COLORS⁴



*Metallic.



STANDARD FEATURES

12V powerpoints (2)	Mirrors – Body-color, power, heated sideview with memory, security approach lamps, auto-dimming driver's side, and integrated turn signal indicators
Airbags – Driver and front-passenger knee, front-seat side and side-curtain	MyFord [®] Mobile
Audio – SiriusXM [®] with 6-month All Access trial subscription	MyKey [®]
Brakes – Regenerative Braking System	Personal Safety System [™] for driver and front passenger with dual-stage front airbags
Dual-zone electronic automatic temperature control	Remote Start System
Electric-only mode	Rotary gear shift dial
Engine – 2.0L IVCT Atkinson-cycle I-4 PHEV with permanent-magnet AC-synchronous electric motor	Seats – Heated and cooled front
External charge port with LED-illuminated state-of-charge indicator	Seats – Leather-trimmed with 10-way power SmartGauge [®] with EcoGuide
FordPass Connect ^{™2} with 4G LTE Wi-Fi hotspot powered by FordPass [™] app ³	SYNC [®] 3 with 8" LCD capacitive touchscreen with AppLink [®] , 911 Assist [®] and 2 smart-charging USB ports
Front-wheel drive (FWD)	Transmission – Electronically controlled continuously variable (eCVT)
Heated steering wheel	Universal garage door opener
Individual Tire Pressure Monitoring System (TPMS; excludes spare)	Voice-activated Navigation System with SiriusXM Traffic and Travel Link [®] with 5-year subscription
Intelligent Access with push-button start	
Leather-wrapped steering wheel	
Lithium-ion battery	

STANDARD FORD CO-PILOT360[™] TECHNOLOGY

Adaptive Cruise Control with Stop-and-Go
AdvanceTrac [®] Electronic Stability Control
Autolamp Automatic On/Off Headlamps
Ford Co-Pilot360 – Automatic High-Beam Headlamps • BLIS [®] (Blind Spot Information System) with Cross-Traffic Alert • Lane-Keeping System (includes Lane-Keeping Assist, Lane-Keeping Alert and Driver Alert) • Pre-Collision Assist with Automatic Emergency Braking (AEB) (includes Pedestrian Detection, Forward Collision Warning and Dynamic Brake Support) • Rear View Camera
Hill Start Assist
Reverse Sensing System
SOS Post-Crash Alert System [™]

AVAILABLE FEATURES

Engine block heater	FLEET EXCLUSIVES
Power moonroof	Daytime running lamps
	Floor liners, front and rear
	Floor mats – Premium 1st and 2nd row
	Paint protection film

DIMENSIONS & CAPACITIES

EXTERIOR (in.)		INTERIOR (in.)	
Length	191.8	Rear	
Wheelbase	112.2	Head room	37.8
Width (mirrors folded)	75.2	Leg room	38.3
Height	58.0	Hip room	54.4
		Shoulder room	56.9
INTERIOR (in.)		CAPACITIES (cu. ft.)	
Front		Passenger volume	102.8
Head room	39.2	Cargo volume	8.2
Leg room (max.)	44.3	Total interior volume	111.0
Hip room	55.0	Fuel (gal.)	14.0
Shoulder room	57.8	Seating	5

ENGINE⁷

2.0L IVCT Atkinson-cycle I-4 PHEV	Horsepower (hp @ rpm)	
	Charge sustain mode	188 combined system
	Charge depletion mode	195 combined system
	Torque (lb.-ft. @ rpm)	
	129 gas system	

EPA-ESTIMATED RATINGS^{7,8,9}

2.0L IVCT Atkinson-cycle I-4 PHEV	EPA-estimated. All-electric driving range is 21 miles. Gas-plus-electric driving range is 610 miles; 14.0-gallon tank.	
Gas	43 city/41 hwy/42 combined mpg	
Hybrid	109 city/97 hwy/103 combined MPGe	

¹Based on Ford segmentation. ²FordPass Connect is required for certain remote features. Service includes a 1-year trial for remote features, excluding Wi-Fi hotspot, that starts with vehicle sales date (after which, fees apply). Connected service and related feature functionality is subject to compatible AT&T network availability. Evolving technology/cellular networks may affect functionality and availability, or continued provision of some features, prohibiting them from functioning. Certain restrictions, 3rd-party terms or message/data rates may apply. ³FordPass, compatible with select smartphone platforms, is available via a free download. Message and data rates may apply. ⁴Available on select series. Restrictions may apply. See your dealer for details. ⁵Additional charge. ⁶New for 2020. ⁷Based on 2019 model-year ratings. ⁸Actual mileage will vary. ⁹MPGe is the EPA equivalent measure of gasoline fuel efficiency for electric mode operation. Range calculation based on www.fueleconomy.gov. Actual range varies with conditions such as external elements, driving behaviors, vehicle maintenance and lithium-ion battery age.

TRULY ELECTRIFYING: THE FIRST-EVER HYBRID EXPLORER

Get in on the start of something special to help reduce your motor vehicle fleet petroleum consumption.

The all-new 2020 Explorer Limited Hybrid is designed to offer you everything you expect – and then some – when it comes to performance, capability and spaciousness. And when you make electrified vehicles (EVs) an integral part of your mix, everyone can benefit from lower carbon emissions.

On the rear-wheel-drive model, the 3.3L V6 hybrid engine can produce 318 combined system horsepower and is projected to have an EPA-estimated range of at least 500 miles per tank.¹ Explorer Limited Hybrid has the ability to tow up to 3,000 lbs.² or up to 5,000 lbs.² with the available Class III Trailer Tow Package. Cargo capacity³ surpasses the previous-generation Explorer. Standard features include Ford Co-Pilot360™ Assist+, heated leather-wrapped steering wheel, 10-way power front seats, 2nd-row sunblinds and heated seats, PowerFold® 3rd-row seat, 360-Degree Camera, windshield wiper de-icer and wireless charging pad. In addition, 20" hand-polished aluminum wheels, active noise cancellation and the Pedestrian Alert Sounder are Explorer Limited Hybrid exclusives.



ALL-NEW 2020 FORD **EXPLORER** LIMITED HYBRID



	ECOSPORT	ESCAPE	EDGE	EXPLORER	EXPEDITION	EXPEDITION MAX
Models	S, SE, SES, Titanium	S, SE, SE Sport, SEL, Titanium	SE, SEL, Titanium, ST	Explorer, XLT, Limited, ST, Platinum	XL, XLT, Limited, Platinum	XL, XLT, Limited, Platinum
Engines Horsepower (hp @ rpm) ¹ Torque (lb.-ft. @ rpm) ¹	1.0L EcoBoost® I-3 123 @ 6,000 125 @ 3,500 (Standard on S, SE, Titanium) 2.0L I-4 166 @ 6,500 149 @ 4,500 (Standard on SES; available on S, SE, Titanium)	1.5L EcoBoost I-3 180 ³ (Projected) 177 ³ (Projected) (Standard on S, SE, SEL) 2.5L I-4 Hybrid 198 combined system (Projected) (Standard on SE Sport, Titanium) 2.0L EcoBoost I-4 250 ³ (Projected) 275 ³ (Projected) (Available on SEL, Titanium)	2.0L EcoBoost I-4 250 @ 5,500 ³ 280 @ 3,000 ³ (Standard on SE, SEL, Titanium) 2.7L EcoBoost V6 335 @ 5,500 ³ 380 @ 3,250 ³ (Standard on ST)	2.3L EcoBoost I-4 300 @ 5,600 ³ 310 @ 3,000 ³ (Standard on Explorer, XLT, Limited) 3.0L EcoBoost V6 365 @ 5,500 ³ ; 400 @ TBD ³ (ST) 380 @ 3,500 ³ ; 415 @ TBD ³ (ST) (Standard on ST, Platinum) 3.3L V6 Hybrid 318 combined system 336 gas engine (Available on Limited) 3.3L Ti-VCT V6 FFV TBD @ TBD TBD @ TBD (Available on Explorer; fleet only)	3.5L EcoBoost V6 375 @ 5,000 470 @ 3,500 (Standard on XL, XLT, Limited) 3.5L EcoBoost V6 Platinum Series 400 @ 5,000 ³ 480 @ 3,250 ³ (Standard on Platinum)	3.5L EcoBoost V6 375 @ 5,000 470 @ 3,500 (Standard on XL, XLT, Limited) 3.5L EcoBoost V6 Platinum Series 400 @ 5,000 ³ 480 @ 3,250 ³ (Standard on Platinum)
Transmission	6-speed automatic	8-speed automatic; eCVT (Hybrid)	8-speed automatic	10-speed SelectShift automatic	10-speed SelectShift automatic	10-speed SelectShift automatic
Drivetrain	FWD/Intelligent 4WD	FWD/Intelligent AWD	FWD/Intelligent AWD	RWD/Intelligent 4WD	RWD/4WD	RWD/4WD
Braking system	4-wheel disc with Anti-Lock Brake System (ABS)	4-wheel disc with Anti-Lock Brake System (ABS)	4-wheel disc with Anti-Lock Brake System (ABS)	4-wheel disc with Anti-Lock Brake System (ABS)	4-wheel disc with Anti-Lock Brake System (ABS)	4-wheel disc with Anti-Lock Brake System (ABS)
Airbags	Dual-stage front, driver and front-passenger knee, front-/rear-seat side, and Safety Canopy® System	Dual-stage front, driver's knee, front-seat side, and Safety Canopy System	Dual-stage front, driver and front-passenger knee, front-seat side, and Safety Canopy System	Dual-stage front, driver and front-passenger knee, front-seat side, and 3-row Safety Canopy System	Dual-stage front, front-seat side, and 3-row Safety Canopy System	Dual-stage front, front-seat side, and 3-row Safety Canopy System
Length (in.)	161.3	180.5	188.8	198.8	210.0	221.9
Wheelbase (in.)	99.2	106.7	112.2	119.1	122.5	131.6
Width (including mirrors) (in.)	81.0	85.6	85.8	89.3	93.4	93.4
Height (in.)	64.8 (4x2); 65.1 (4x4)	66.1	68.3	70.2	76.6 (4x2); 76.4 (4x4)	76.4 (4x2); 76.2 (4x4)
Seating capacity	5	5	5	6, 7	5, 7, 8	7, 8
Track (in.) (F/R)	59.8/59.7	62.4/61.8	64.8/64.7	66.9/66.9	67.6/67.2	67.6/67.2
Head room (in.) (F/R)	39.6/37.5	40.0/39.3	40.2/40.3	40.7/40.5 (38.9, 3rd row)	42.0 (max.)/40.0 (37.3, 3rd row)	42.0 (max.)/40.0 (37.4, 3rd row)
Leg room (in.) (F/R)	42.9 (max.)/36.7	42.4 (max.)/38.8 (40.7 [max.])	42.6 (max.)/40.6	43.0 (max.)/39.0 (32.2, 3rd row)	43.9 (max.)/41.5 (36.1, 3rd row)	43.9 (max.)/41.5 (36.1, 3rd row)
Hip room (in.) (F/R)	51.6/50.9	55.2/53.3	55.9/57.5	59.2/59.1 (40.9, 3rd row)	62.2/62.6 (51.4, 3rd row)	62.2/62.6 (51.4, 3rd row)
Shoulder room (in.) (F/R)	53.3/51.3	57.6/56.0	60.3/60.5	61.8/61.9 (54.6, 3rd row)	64.9/64.8 (64.2, 3rd row)	64.9/64.8 (64.3, 3rd row)
Passenger volume (cu. ft.)	91.1	104.0	113.9	152.7	171.9	172.0
Cargo volume (cu. ft.) (behind 1st row/2nd row)	50.0/20.9	65.4/33.5 (37.5 [max.])	73.4/39.2	87.8/47.9 (18.2 ⁴ 3rd row)	104.6/57.5 (19.3, 3rd row)	121.5/73.3 (34.3, 3rd row)
Fuel tank capacity (gal.)	13.6	14.7 (1.5L); 15.8 (2.0L); 14.2 (2.5L Hybrid)	18.4 (FWD); 18.5 (AWD)	18.6	23.0	28.0
Base curb weight (lbs.)	3,020 (1.0L EcoBoost FWD); 3,300 (2.0L 4WD)	3,299 (1.5L EcoBoost FWD); 3,464 (1.5L EcoBoost AWD); 3,399 (2.0L EcoBoost FWD); 3,551 (2.0L EcoBoost AWD); 3,554 (2.5L Hybrid FWD); 3,706 (2.5L Hybrid AWD)	3,928 (FWD); 4,081 (AWD)	4,345 (2.3L EcoBoost RWD)	5,443 (4x2); 5,692 (4x4)	5,544 (4x2); 5,793 (4x4)
Trailer towing (max. lbs.) ²	2,000	3,500	3,500	5,600	9,300	9,000



2020 ECOSPORT


Mini Utilities Class¹

Models: S, SE, SES, Titanium



EcoSport SE, Race Red. Available equipment.

EXTERIOR COLORS⁴



INTERIOR COLORS⁴



STANDARD FEATURES

- 12V powerpoints (2)
- Airbags – Driver and front-passenger knee, front-/rear-seat side, and Safety Canopy[®] System with side-curtain airbags and rollover sensor
- Audio – SiriusXM[®] with 6-month All Access trial subscription (SE, SES, Titanium)
- Auto Start-Stop Technology
- Battery saver
- Daytime running lamps (configurable)
- Easy Fuel[®] capless fuel filler
- Engine – 1.0L EcoBoost[®] I-3 (S, SE, Titanium)
- Engine – 2.0L I-4 (SES)
- FordPass Connect^{™2} with 4G LTE Wi-Fi hotspot powered by FordPass[™] app³
- Front-wheel drive (FWD) (S, SE, Titanium)
- Head restraints and 3-point safety belts on all 5 seating positions
- Hill Start Assist
- Illuminated Entry System
- Intelligent 4-wheel drive (4WD) (SES)
- Intelligent Access with push-button start (SE, SES, Titanium)
- Mirrors – Power sideview
- MyKey[®]
- Personal Safety System[™] for driver and front passenger with dual-stage front airbags
- Power windows and door locks
- Remote Keyless Entry System with 2 integrated keyhead transmitter remotes (S)
- Seats – Front buckets
- Seat – Rear 60/40 split fold-flat bench
- SecuriLock[®] Passive Anti-Theft System (S)
- Steering wheel-mounted cruise control
- SYNC[®] with 4.2" LCD screen in center stack and 2 smart-charging USB ports (S)
- SYNC 3 with LCD capacitive touchscreen with AppLink[®] 911 Assist[®] and 2 smart-charging USB ports (SE, SES, Titanium)
- Tilt/telescoping steering column
- Tire Pressure Monitoring System (TPMS; excludes spare)
- Transmission – 6-speed SelectShift[®] automatic
- Wipers – Intermittent front and rear with washer

STANDARD FORD CO-PILOT360[™] TECHNOLOGY

- AdvanceTrac[®] with RSC[®] (Roll Stability Control[™])
- Rear View Camera
- SOS Post-Crash Alert System[™]

AVAILABLE FEATURES

- 110V/150W AC power outlet
- BLIS[®] (Blind Spot Information System) with Cross-Traffic Alert
- Engine – 2.0L I-4
- Engine block heater
- Fog lamps
- Front and rear molded splash guards
- Heated steering wheel
- Intelligent 4-wheel drive (4WD)
- Keyless-entry keypad
- Leather-wrapped steering wheel and shift knob
- Power moonroof with shade
- Privacy glass (rear doors, rear quarter windows and swing gate window)
- Rain-Sensing Windshield Wipers
- Remote Start System
- Reverse Sensing System
- Roof-rack side rails
- Voice-activated Navigation System
- Windshield wiper de-icer

AVAILABLE PACKAGES⁶

- Cargo Management Package (503)
- Interior Protection Package (502)
- SE Convenience Package (47B)
- SES Black Appearance Package (47R)

DIMENSIONS & CAPACITIES

EXTERIOR (in.)		INTERIOR (in.)	
Length	161.3	Rear	
Wheelbase	99.2	Head room	37.5
Width	Excluding mirrors	Leg room	36.7
	Including mirrors	Hip room	50.9
	Mirrors folded	Shoulder room	51.3
Height (without options)	4x2	CAPACITIES (cu. ft.)	
	4x4	Cargo volume	Behind front row 50.0
	4x4		Behind rear row 20.9
Liftover height (curb)	4x2	Fuel (gal.)	13.6
	4x4	Seating	5
Cargo rear opening height	33.3		
Cargo rear opening width at floor	39.1		
INTERIOR (in.)			
Front			
Head room	39.6		
Leg room (max.)	42.9		
Hip room	51.6		
Shoulder room	53.3		

ENGINES

	1.0L EcoBoost I-3	2.0L I-4
Horsepower (hp @ rpm)	123 @ 6,000	166 @ 6,500
Torque (lb.-ft. @ rpm)	125 @ 3,500	149 @ 4,500

¹Based on Ford segmentation. ²FordPass Connect is required for certain remote features. Service includes a 1-year trial for remote features, excluding Wi-Fi hotspot, that starts with vehicle sales date (after which, fees apply). Connected service and related feature functionality is subject to compatible AT&T network availability. Evolving technology/cellular networks may affect functionality and availability, or continued provision of some features, prohibiting them from functioning. Certain restrictions, 3rd-party terms or message/data rates may apply. ³FordPass, compatible with select smartphone platforms, is available via a download. Message and data rates may apply. ⁴Available on select series. Restrictions may apply. ⁵Additional charge. ⁶Visit fleet.ford.com for complete package content.


ALL-NEW 2020 ESCAPE

Small Utilities Class¹
Models: S, SE, SE Sport, SEL, Titanium




Escape Titanium. Magnetic. Available equipment.

EXTERIOR COLORS²



*Metallic.

INTERIOR COLORS²



STANDARD FEATURES

- 12V powerpoints (3 on S, SE, SE Sport, SEL; 2 on Titanium)
- Airbags – Driver's knee, front-seat side, and Safety Canopy® System with side-curtain airbags and rollover sensor
- Audio – SiriusXM® with 6-month All Access trial subscription (SE, SE Sport, SEL, Titanium)
- Easy Fuel® capless fuel filler
- Engine – 1.5L EcoBoost® I-3 with Auto Start-Stop Technology (S, SE, SEL)
- Engine – 2.5L Atkinson-cycle I-4 Hybrid (SE Sport, Titanium)
- FordPass Connect™ embedded 4G LTE modem powered by FordPass™ app
- Front-wheel drive (FWD)
- Intelligent Access with push-button start (SE, SE Sport, SEL, Titanium)
- MyKey®
- Personal Safety System™ for driver and front passenger with dual-stage front airbags
- Remote Start System (SEL, Titanium)
- Rotary Gear Shift Dial
- SecuriLock® Passive Anti-Theft System (S, SE)
- Seats – Heated front (SE, SE Sport, SEL, Titanium)
- Seats – Rear 60/40 split fold-flat sliding bench
- Selectable Drive Modes
- SYNC® with 4.2" LCD screen in center stack with AppLink®, 911 Assist® and 2 smart-charging USB ports (S)
- SYNC 3 with 8" LCD capacitive screen with AppLink, 911 Assist and 2 smart-charging USB ports (SE, SE Sport, SEL, Titanium)
- Tilt/telescoping steering column
- Tire Pressure Monitoring System (excludes spare)
- Transmission – 8-speed automatic (S, SE, SEL)
- Transmission – eCVT (SE Sport, Titanium)

STANDARD FORD CO-PILOT360™ TECHNOLOGY

- AdvanceTrac® with RSC® (Roll Stability Control™)
- Ford Co-Pilot360 – Automatic High-Beam Headlamps • BLIS® (Blind Spot Information System) with Cross-Traffic Alert • Lane-Keeping System (includes Lane-Keeping Assist, Lane-Keeping Alert and Driver Alert) • Pre-Collision Assist with Automatic Emergency Braking (AEB) (includes Pedestrian Detection, Forward Collision Warning and Dynamic Brake Support) • Rear View Camera
- Post-Collision Braking
- SOS Post-Crash Alert System™

AVAILABLE FEATURES

- Adaptive Cruise Control with Stop-and-Go and Lane Centering
- Cargo mat
- Easy Access Cargo Shade
- Engine – 2.0L EcoBoost I-4 with Auto Start-Stop Technology; includes 8-speed SelectShift® automatic transmission (SEL, Titanium)
- Engine block heater
- Floor liners
- Hands-free foot-activated liftgate
- Intelligent all-wheel drive (AWD)
- Panoramic Vista Roof®
- Remote Start System
- Roof-rail crossbars

FLEET EXCLUSIVES

- Daytime running lamps (non-configurable)
- Privacy glass on rear doors, quarter windows and liftgate (S)
- Reverse Sensing System (S, SE, SE Sport)

AVAILABLE PACKAGES⁵

- Ford Co-Pilot360 Assist (68B)
- SE Sport Premium Package (68C)
- Titanium Premium Package (68D)

DIMENSIONS & CAPACITIES

EXTERIOR (in.)		
Length		180.5
Wheelbase		106.7
Width	Excluding mirrors	74.1
	Including mirrors	85.6
	Mirrors folded	78.7
Height (max.)		66.1
Lift-in height (curb)		28.1
Cargo rear opening height		30.4
Cargo rear opening width – Lower		42.1
INTERIOR (in.)		
Front		
Head room		40.0
Leg room (max.)		42.4
Hip room		55.2
Shoulder room		57.6

INTERIOR (in.)		
Rear		
Head room		39.3
Leg room		38.8
		(40.7 max.)
Hip room		53.3
Shoulder room		56.0
CAPACITIES (cu. ft.)		
Cargo volume	Behind front row	65.4
	Behind rear row	33.5
		(37.5 max.)
Fuel (gal.)		14.7 (1.5L); 15.8 (2.0L); 14.2 (2.5L Hybrid)
Seating		5

ENGINES

- 1.5L EcoBoost I-3
- 2.0L EcoBoost I-4
- 2.5L I-4 Hybrid

2020 EDGE

Midsized Utilities Class¹

Models: SE, SEL, Titanium, ST




Edge SE. Agate Black. Available equipment.

EXTERIOR COLORS⁴



INTERIOR COLORS⁴



*Metallic.



STANDARD FEATURES

12V powerpoints (4)	Individual Tire Pressure Monitoring System (TPMS; excludes spare)
Airbags – Driver's knee, glove-box-door-integrated knee, front-seat side, and Safety Canopy [®] System with side-curtain airbags and rollover sensor	Intelligent Access with push-button start
Audio – SiriusXM [®] with 6-month All Access trial subscription	Intelligent all-wheel drive (AWD) (ST)
Auto Start-Stop Technology	Mirrors – Power sideview
Cargo Management System	MyKey [®]
Dual-zone electronic automatic temperature control	Personal Safety System [™] for driver and front passenger with dual-stage front airbags
Easy Fuel [®] capless fuel filler	Power windows with front one-touch-up/-down feature
Engine – 2.0L EcoBoost [®] I-4 (SE, SEL, Titanium)	Seat – Rear 60/40 split fold-flat with manually reclining seat backs and folding center armrest
Engine – 2.7L EcoBoost V6 (ST)	SYNC [®] 3 with 8" LCD capacitive touchscreen with AppLink [®] 911 Assist [®] and 2 smart-charging USB ports
FordPass Connect ^{™2} with 4G LTE Wi-Fi hotspot powered by FordPass [™] app ³	Tilt/telescoping steering column
Front-wheel drive (FWD) (SE, SEL, Titanium)	Transmission – 8-speed automatic

STANDARD FORD CO-PILOT360[™] TECHNOLOGY

AdvanceTrac [®] with RSC [®] (Roll Stability Control [™]) and Curve Control
Autolamp Automatic On/Off Headlamps
Ford Co-Pilot360 – Automatic High-Beam Headlamps • BLIS [®] (Blind Spot Information System) with Cross-Traffic Alert • Lane-Keeping System (includes Lane-Keeping Assist, Lane-Keeping Alert and Driver Alert) • Pre-Collision Assist with Automatic Emergency Braking (AEB) (includes Pedestrian Detection, Forward Collision Warning and Dynamic Brake Support) • Rear View Camera
Hill Start Assist
Rain-Sensing Windshield Wipers
SOS Post-Crash Alert System [™]

AVAILABLE FEATURES

Adaptive Cruise Control with Stop-and-Go and Lane Centering	Power panoramic Vista Roof [®]
Engine block heater	Remote Start System
Enhanced Active Park Assist with parallel park; Park Out Assist; Reverse Perpendicular Parking; and Forward, Reverse, and Side Sensing Systems	Seats – Heated and cooled front
Evasive Steering Assist	Seats – Heated rear outboard
Front 180-Degree Camera with washer	Voice-activated Navigation System
Front and rear floor liners	Windshield wiper de-icer
Hands-free, foot-activated liftgate	Wireless charging pad
Heated steering wheel	
Intelligent all-wheel drive (AWD) (SE, SEL, Titanium)	

FLEET EXCLUSIVES

- 110V/150W AC power outlet
- LED daytime running lamps (non-configurable)
- Universal garage door opener

AVAILABLE PACKAGES⁷

Cargo Accessory Package (60A)	ST Performance Brake Package (66P)
Class II Trailer Tow Prep Package with trailer sway control (53G)	Titanium Appearance Package (51E)
Cold Weather Package (55C)	
Convenience Package (51G)	
Ford Co-Pilot360 Assist+ (67D)	

--	--

FLEET EXCLUSIVE

SE Fleet Driver's Package (51F)

DIMENSIONS & CAPACITIES

EXTERIOR (in.)		
Length		188.8
Wheelbase		112.2
Width	Excluding mirrors	75.9
	Including mirrors	85.8
Height		68.3
Liftover height		29.6
Cargo rear opening height		31.3
Cargo rear opening width at floor		46.4
INTERIOR (in.)		
Front		
Head room		40.2
Leg room (max.)		42.6
Hip room		55.9
Shoulder room		60.3

INTERIOR (in.)		
Rear		
Head room		40.3
Leg room		40.6
Hip room		57.5
Shoulder room		60.5
CAPACITIES (cu. ft.)		
Cargo volume	Behind front row	73.4
	Behind rear row	39.2
Fuel (gal.)	FWD	18.4
	AWD	18.5
Seating		5

ENGINES

	2.0L EcoBoost I-4	2.7L EcoBoost V6
Horsepower (hp @ rpm)	250 @ 5,500 ⁸	335 @ 5,500 ⁸
Torque (lb.-ft. @ rpm)	280 @ 3,000 ⁸	380 @ 3,250 ⁸

¹Based on Ford segmentation. ²FordPass Connect is required for certain remote features. Service includes a 1-year trial for remote features, excluding Wi-Fi hotspot, that starts with vehicle sales date (after which, fees apply). Connected service and related feature functionality is subject to compatible AT&T network availability. Evolving technology/cellular networks may affect functionality and availability, or continued provision of some features, prohibiting them from functioning. Certain restrictions, 3rd-party terms or message/data rates may apply. ³FordPass, compatible with select smartphone platforms, is available via a download. Message and data rates may apply. ⁴Available on select series. Restrictions may apply. See your dealer for details. ⁵Additional charge. ⁶New for 2020. ⁷Visit fleet.ford.com for complete package content. ⁸Horsepower and torque ratings achieved with 93-octane fuel.

ALL-NEW 2020 EXPLORER


Large Utilities Class¹

Models: Explorer, XLT, Limited, ST, Platinum



Explorer Limited, Blue. Available equipment.

EXTERIOR COLORS⁴



*Metallic.

INTERIOR COLORS⁴



STANDARD FEATURES

12V powerpoints (5)	Power liftgate
Airbags – Driver and front-passenger knee, front-seat side, and 3-row Safety Canopy [®] System with side-curtain airbags and rollover sensor	Power windows and door locks with one-touch-down front window feature
Audio – SiriusXM [®] with 6-month All Access trial subscription	Rear-wheel drive (RWD)
Auto Start-Stop Technology	Remote Keyless Entry System
Configurable daytime running lamps	Seat – 8-way power driver's
EcoCoach (efficient driving coach)	Seats – 1st-row captain's chairs
Engine – 2.3L EcoBoost [®] I-4	Seats – 2nd-row 40/20/40 split fold-flat; 3rd-row 50/50 split fold-flat
FordPass Connect ^{™2} with 4G LTE Wi-Fi hotspot powered by FordPass [™] app ³	SecuriLock [®] Passive Anti-Theft System
Individual Tire Pressure Monitoring System (TPMS; excludes spare)	Steering wheel-mounted paddle shifters, and cruise, audio and SYNC [®] controls
LED headlamps and taillamps	SYNC 3 with 8" LCD capacitive touchscreen with AppLink [®] , 911 Assist [®] and 2 smart-charging USB ports
Mirrors – Power sideview	Transmission – 10-speed SelectShift [®] automatic
MyKey [®]	Tri-zone electronic automatic temperature control
Personal Safety System [™] for driver and front passenger with dual-stage front airbags	

STANDARD FORD CO-PILOT360[™] TECHNOLOGY

AdvanceTrac [®] with RSC [®] (Roll Stability Control [™]) and Curve Control
Autolamp Automatic On/Off Headlamps
Ford Co-Pilot360 – Automatic High-Beam Headlamps • BLIS [®] (Blind Spot Information System) with Cross-Traffic Alert • Lane-Keeping System (includes Lane-Keeping Assist, Lane-Keeping Alert and Driver Alert) • Pre-Collision Assist with Automatic Emergency Braking (AEB) (includes Pedestrian Detection, Forward Collision Warning and Dynamic Brake Support) • Rear View Camera
Hill Start Assist
Post-Collision Braking
Reverse Sensing System
SOS Post-Crash Alert System [™]
Trailer Sway Control

AVAILABLE FEATURES

2nd-row sunblinds	Intelligent Access with push-button start
10.1" LCD portrait touchscreen	MICHELIN [®] Selfseal [®] tires
360-Degree Camera	Power-tilt/-telescoping steering column
Active Park Assist 2.0	Rain-Sensing Windshield Wipers
Adaptive Cruise Control with Stop & Go and Lane Centering	Reverse Brake Assist
Dual 2nd-row smart-charging USB ports	Seats – 2nd-row captain's chairs
Engine – 3.3L V6 Hybrid	Twin-panel moonroof
Engine – 3.0L EcoBoost V6	Windshield wiper de-icer
Engine block heater	Wireless charging pad
Forward Sensing System	
Hands-free, foot-activated liftgate	
Heated steering wheel	
Intelligent 4-wheel drive (4WD) with Terrain Management System [™] and Hill Descent Control [™]	

FLEET EXCLUSIVES

- Daytime running lamps (non-configurable)
- Engine – 3.3L TI-VCT V6

AVAILABLE PACKAGES⁷

Class III Trailer Tow Package (52T)	Premium Technology Package (65P)
Comfort Package (65W)	ST High Performance Pack (68T)
Ford Co-Pilot360 Assist+ (67D)	ST Street Pack (68S)

DIMENSIONS & CAPACITIES

EXTERIOR (in.)		INTERIOR (in.)	
Length	198.8	2nd Row	
Wheelbase	119.1	Head room	40.5
Width	Excluding mirrors	Leg room	39.0
	Including mirrors	Hip room	59.1
	Mirrors folded	Shoulder room	61.9
Height	70.2	3rd Row	
Minimum running ground clearance	7.9	Head room	38.9
Liftover height	31.7	Leg room	32.2
Cargo rear opening height	31.5	Hip room	40.9
Cargo rear opening width at floor	47.9	Shoulder room	54.6
INTERIOR (in.)		CAPACITIES (cu. ft.)	
1st Row		Cargo volume	Behind 1st row 87.8
Head room	40.7		Behind 2nd row 47.9
Leg room (max.)	43.0		Behind 3rd row 18.2 ⁹
Hip room	59.2	Fuel (gal.)	19.9
Shoulder room	61.8	Seating	6, 7

ENGINES

	2.3L EcoBoost I-4	3.0L EcoBoost V6	3.3L V6 Hybrid	3.3L TI-VCT V6
Horsepower (hp @ rpm)	300 @ 5,500 ⁹	365 @ 5,500 ⁹ ; 400 @ 5,500 ⁹ (ST)	318 @ 6,500 combined system	285 @ 6,500
Torque (lb.-ft. @ rpm)	310 @ 3,500 ⁹	380 @ 3,500 ⁹ ; 415 @ 3,500 ⁹ (ST)	322 @ 2,500 combined system	260 @ 4,000

TRAILER WEIGHT RATINGS

Hitch Class	Max. Load
RWD/4WD Class III	5,300/5,600 lbs.

Max. weights shown are for properly equipped vehicles with required equipment and a 150-lb. driver. Weight of additional options, equipment, passengers and cargo must be deducted from this weight. For additional information, see your dealer. Cargo and load capacity limited by weight and weight distribution.

¹Based on Ford segmentation. ²FordPass Connect is required for certain remote features. Service includes a 1-year trial for remote features, excluding Wi-Fi hotspot, that starts with vehicle sales date (after which, fees apply). Connected service and related feature functionality is subject to compatible AT&T network availability. Evolving technology/cellular networks may affect functionality and availability, or continued provision of some features, prohibiting them from functioning. Certain restrictions, 3rd-party terms or message/data rates may apply. ³FordPass, compatible with select smartphone platforms, is available via a download. Message and data rates may apply. ⁴Available on select series. Restrictions may apply. See your dealer for details. ⁵Additional charge. ⁶New for 2020. ⁷Visit fleet.ford.com for complete package content. ⁸Including rear seat well. ⁹Horsepower and torque ratings achieved with 93-octane fuel.

2020 EXPEDITION/ EXPEDITION MAX


Extended Utilities Class¹

Models: XL (Fleet Exclusive), XLT, Limited, Platinum




Expedition XLT, Oxford White. Available equipment.

EXTERIOR COLORS⁴



*Metallic.

INTERIOR COLORS⁴



STANDARD FEATURES

12V powerpoints (4)	Personal Safety System™ for driver and front passenger with dual-stage front airbags
Airbags – Front-seat side, and 3-row Safety Canopy® System with side-curtain airbags and rollover sensor	Power windows and door locks with one-touch -up/-down driver's side window feature
Class IV trailer hitch	Rear-wheel drive (RWD)
Easy Fuel® capless fuel filler	Seats – 1st-row buckets with recline and 6-way power driver's with power lumbar support; 2nd-row 40/20/40 split (CenterSlide®) with recline; and 3rd-row PowerFold® (XLT, Limited, Platinum; available on XL)
Engine – 3.5L EcoBoost® V6 with Auto Start-Stop Technology	SecuriCode™ keyless entry keypad
FordPass Connect™ ² with 4G LTE Wi-Fi hotspot powered by FordPass™ app ³	SecuriLock® Passive Anti-Theft System
Halogen headlamps with rainlamp feature	SYNC® with 4.2" LCD screen in center stack (XL)
Individual Tire Pressure Monitoring System (TPMS; excludes spare)	SYNC 3 with 8" LCD capacitive touchscreen with AppLink®, 911 Assist® and 2 smart-charging USB ports (XLT, Limited, Platinum)
Keyless entry with push-button start	Tilt/telescoping steering column
Mirrors – Power, heated sideview with security approach lamps	Transmission – 10-speed SelectShift® automatic
MyKey®	
Perimeter alarm	

STANDARD FORD CO-PILOT360™ TECHNOLOGY

AdvanceTrac® with RSC® (Roll Stability Control™)
Autolamp Automatic On/Off Headlamps
Ford Co-Pilot360 – Automatic High-Beam Headlamps • BLIS® (Blind Spot Information System) with Cross-Traffic Alert • Lane-Keeping System (includes Lane-Keeping Assist, Lane-Keeping Alert and Driver Alert) • Pre-Collision Assist with Automatic Emergency Braking (AEB) (includes Pedestrian Detection, Forward Collision Warning and Dynamic Brake Support) • Rear View Camera
Hill Start Assist
Reverse Sensing System
SOS Post-Crash Alert System™
Trailer Sway Control

AVAILABLE FEATURES

3.73 limited-slip rear axle	Power-deployable running boards
Adaptive Cruise Control with Stop-and-Go	Remote Start System
Cargo mat	Seats – 2nd-row buckets with tip-and-slide feature
Engine block heater	Voice-activated touchscreen Navigation System
Enhanced Active Park Assist with Side Sensing System	
Hands-free, foot-activated liftgate	FLEET EXCLUSIVES
Inflatable rear safety belts	Daytime running lamps (non-configurable)
Intelligent 4WD	Seats – 3rd-row delete (XL)
Panoramic Vista Roof®	Skid plates (4x4 only)

AVAILABLE PACKAGES⁸

Cargo Package (76A)
Convenience Package (50A)
FX4 Off-Road Package (17F)
Heavy-Duty Trailer Tow Package (536)
Stealth Edition Package (303A)
Texas Edition Package (17T)

DIMENSIONS & CAPACITIES

EXTERIOR (in.)		Expedition	Expedition MAX
Length		210.0	221.9
Wheelbase		122.5	131.6
Width	Including mirrors	93.4	93.4
	Mirrors folded	83.6	83.6
Height	4x2	76.6	76.4
	4x4	76.4	76.2
	4x4	9.8	9.8
Minimum running ground clearance	4x4	9.8	9.7
Lift-in height		35.3	34.9
Cargo rear opening height		32.7	32.7
Cargo rear opening width – Lower		51.4	51.4
INTERIOR (in.)			
1st Row			
Head room (max.)		42.0	42.0
Leg room (max.)		43.9	43.9
Hip room		62.2	62.2
Shoulder room		64.9	64.9
2nd Row			
Head room		40.0	40.0
Leg room		41.5	41.5
Leg room (with seat full rearward)		42.6	42.6
Hip room		62.6	62.6
Shoulder room		64.8	64.8

FLEET EXCLUSIVE

Special Service Vehicle (SSV) Package (XL) (102A)

INTERIOR (in.)		Expedition	Expedition MAX
3rd Row			
Head room		37.3	37.4
Leg room		36.1	36.1
Leg room (with 2nd-row seat full forward)		40.9	40.9
Hip room		51.4	51.4
Shoulder room		64.2	64.3
CAPACITIES (cu. ft.)			
Cargo volume	Behind 1st row	104.6	121.5
	Behind 2nd row	57.5	73.3
	Behind 2nd row (with 2nd-row seat full forward)	63.6	79.6
	Behind 3rd row	19.3	34.3
	Behind 3rd row (with 3rd-row seat full upright)	20.9	36.0
Fuel (gal.)		23.0	28.0
Seating		5, 7, 8	7, 8

TRAILER WEIGHT RATINGS⁹

Hitch Class	Expedition	Max. Load	Expedition MAX
4x2 Class IV	9,300 lbs.		9,000 lbs.
4x4 Class IV	9,200 lbs.		9,000 lbs.

Max. weights shown are for properly equipped vehicles with required equipment and a 150-lb. driver. Weight of additional options, equipment, passengers and cargo must be deducted from this weight. For additional information, see your dealer. Cargo and load capacity limited by weight and weight distribution.

¹Based on Ford segmentation. ²FordPass Connect is required for certain remote features. Service includes a 1-year trial for remote features, excluding Wi-Fi hotspot, that starts with vehicle sales date (after which, fees apply). Connected service and related feature functionality is subject to compatible AT&T network availability. Evolving technology/cellular networks may affect functionality and availability, or continued provision of some features, prohibiting them from functioning. Certain restrictions, 3rd-party terms or message/data rates may apply. ³FordPass, compatible with select smartphone platforms, is available via a download. Message and data rates may apply. ⁴Available on select series. Restrictions may apply. See your dealer for details. ⁵Additional charge. ⁶New for 2020. ⁷Fleet only. ⁸Visit fleet.ford.com for complete package content. ⁹Requires optional Heavy-Duty Trailer Tow Package.



	RANGER	F-150	SUPER DUTY® F-250/350/450 PICKUP	SUPER DUTY F-350/450/550 CHASSIS CAB	SUPER DUTY® F-650/750
Trims	XL, XLT, LARIAT	XL, XLT, LARIAT, KING RANCH®, PLATINUM, LIMITED, RAPTOR	XL, XLT, LARIAT, KING RANCH, PLATINUM, LIMITED	XL, XLT, LARIAT	—
Cabs	SuperCab, SuperCrew®	Regular Cab, SuperCab, SuperCrew	Regular Cab, SuperCab, Crew Cab	Regular Cab, SuperCab, Crew Cab	Regular Cab, SuperCab, Crew Cab
Engines^{1,2} Horsepower (hp @ rpm) Torque (lb.-ft. @ rpm)	2.3L EcoBoost® 270 @ 5,500 310 @ 3,000	3.3L Ti-VCT V6 FFV 290 @ 6,500 265 @ 4,000 2.7L EcoBoost V6 gas 325 @ 5,000 400 @ 2,750 3.5L EcoBoost V6 gas 375 @ 5,000 470 @ 3,500 5.0L Ti-VCT V8 FFV 395 @ 5,750 400 @ 4,500 3.0L Power Stroke® V6 Turbo Diesel 250 @ 3,250 440 @ 1,750 High-Output 3.5L EcoBoost V6 gas 450 @ 5,000 510 @ 3,500	6.2L V8 FFV TBD @ TBD TBD @ TBD 7.3L V8 gas TBD @ TBD TBD @ TBD 6.7L Power Stroke V8 Turbo Diesel TBD @ TBD TBD @ TBD	6.2L V8 FFV ⁴ TBD @ TBD TBD @ TBD 7.3L V8 gas TBD @ TBD TBD @ TBD 6.7L Power Stroke V8 Turbo Diesel ⁵ TBD @ TBD TBD @ TBD	7.3L V8 gas TBD @ TBD TBD @ TBD 6.7L Power Stroke V8 Turbo Diesel 270 @ 2,400–330 @ 2,600 675 @ 1,600–725 @ 1,800
Transmissions	10-speed SelectShift® automatic	6-speed SelectShift automatic with selectable drive modes (3.3L engine only) 10-speed SelectShift automatic with selectable drive modes and progressive range select (not available with the 3.3L engine)	TorqShift® 10-speed SelectShift automatic TorqShift-G 6-speed SelectShift automatic (F-250 with 6.2L)	TorqShift 10-speed SelectShift automatic	TorqShift Heavy-Duty 6-speed automatic with Neutral Idle and Hill Start Assist
Braking system	Anti-Lock Brake System (ABS)	4-wheel vented disc with Anti-Lock Brake System (ABS)	4-wheel vented disc with Anti-Lock Brake System (ABS)	4-wheel vented disc with Anti-Lock Brake System (ABS)	Hydraulic brake system with ABS and Traction Control (standard); air brake system with ABS and Traction Control (available)
Airbags	Dual-stage driver and front-passenger front, front-seat side and Safety Canopy® System	Dual-stage driver and right-front-passenger front, front-seat side and Safety Canopy System	Driver and right-front-passenger front, front-seat side and Safety Canopy System	Driver and right-front-passenger front, front-seat side and Safety Canopy System	—
Seating capacity	4, 5	2, 3, 5, 6	2, 3, 5, 6	2, 3, 5, 6	1, 2, 3, 5, 6
Cargo capacity (cu. ft.)	43.3 (5' box); 51.8 (6' box)	52.8 (5½' box); 62.3 (6½' box); 77.4 (8' box)	65.4 (6¾' box); 78.5 (8' box)	—	—
Fuel tank capacity (gal.)	18.0	23.0, 26.0, 36.0	29.0, 34.0, 48.0	26.5, 40.0, 66.5	50.0–115.0
Max. payload (lbs.)³	1,860	3,270	TBD	Per application	Per application
Max. trailer towing (lbs.)³	7,500	13,200	TBD	Per application	Per application
Max. GVWR (lbs.)³	6,050	7,850	TBD	TBD	20,500–37,000
Max. GCWR (lbs.)³	12,500	18,400	TBD	TBD	37,000–50,000 ⁷
Wheelbase (in.)	126.8	122.4–163.7	141.6–176.0	145.3–205.3	146.0–281.0
Overall length (in.)	210.8	209.3–250.5	231.8–266.2	230.7–290.7	225.0–441.0
Wheel size (in.)	16, 17, 18	17, 18, 20, 22	17, 18, 19.5, 20	17, 18, 19.5	19.5, 22.5 (F-650); 22.5 (F-750)



Preproduction model shown. Available Summer 2020.

COMING SOON: ALL-NEW 2020 SUPER DUTY F-600 CHASSIS CAB

- **The right size** – Class 6 capability in a Class 5 package with 22,000 lbs. max. GVWR
- **The right power** – Available third-generation 6.7L diesel or all-new 7.3L V8 gas engine, OEM 4x2 or 4x4, plus all-new 10-speed transmission with available PTO provision and up to 300 lb.-ft. of torque
- **The right technology** – Available Ford Telematics, Lane Departure Warning, and Pre-Collision Assist with Automatic Emergency Braking

2020 RANGER

Midsized Pickups Class¹

Models: XL, XLT, LARIAT



Ranger XL. Iconic Silver. Available equipment.

EXTERIOR COLORS⁴



*Metallic.

INTERIOR COLORS⁴



STANDARD FEATURES

- 18.0-gal. fuel tank capacity
- Airbags – Dual-stage driver and front-passenger front, front-seat side, and Safety Canopy[®] System with side-curtain airbags and rollover sensor
- Auto Start-Stop Technology
- Cargo box tie-downs (6)
- Daytime running lamps
- Electronic shift-on-the-fly (ESOF) (4x4)
- Engine – 2.3L EcoBoost[®]
- Flooring – Black vinyl (XL)
- Flooring – Carpet (XLT, LARIAT)
- FordPass Connect^{™2} with available 4G LTE Wi-Fi hotspot powered by FordPass[™] app³
- Mechless radio with modem
- Mirrors – Power sideview (XL 101A and above)
- MyKey[®]
- Power windows and door locks
- Quick-release tailgate with lock
- Remote Keyless Entry System with remote tailgate release (XL 101A and above)
- Seats – Front buckets with flow-through console
- SecuriLock[®] Passive Anti-Theft System
- SYNC[®] with 4.2" LCD screen (XL 101A and XLT 300A)
- SYNC 3 with 8" LCD capacitive touchscreen with AppLink[®] 911 Assist[®] and 2 smart-charging USB ports (XLT 301A and above)
- Tire Pressure Monitoring System (TPMS; excludes spare)
- Transmission – 10-speed SelectShift[®] automatic

STANDARD FORD CO-PILOT360[™] TECHNOLOGY

- Ford Co-Pilot360 (XLT, LARIAT) – Auto High-Beam Headlamps • BLIS[®] (Blind Spot Information System) with Cross-Traffic Alert • Lane-Keeping System (includes Lane-Keeping Assist, Lane-Keeping Alert and Driver Alert) • Pre-Collision Assist with Automatic Emergency Braking (AEB) • Rear View Camera
- Pre-Collision Assist with Automatic Emergency Braking (AEB) (XL)
- Rear View Camera (XL)
- SOS Post-Crash Alert System[™]
- Trailer Sway Control

AVAILABLE FEATURES

- Cruise control
- Electronic-locking rear differential
- Engine block heater
- Floor liners
- Flooring – Carpet (XL)
- Forward Sensing System
- Manual-sliding rear window with defroster
- Navigation System
- Rear seat delete (SuperCab)
- Remote Start System
- Reverse Sensing System
- Running boards – 5" rectangular
- SecuriCode[™] keyless entry keypad
- Splash guards/mud flaps
- Spray-in bedliner

FLEET EXCLUSIVES

- 17" aluminum wheels
- Cruise control
- Exterior backup alarm
- SYNC (XL 100A)
- Tires – LT265/65R17 OWL all-terrain

AVAILABLE PACKAGES⁶

- Bed Utility Super Value Package (86Q)
- Chrome Package (76G)
- Ford Co-Pilot360 (XL 101A)
- FX2 Package (912)
- FX4 Off-Road Package (914)
- Sport Package (76E)
- STX Appearance Package (76F)
- Technology Package (67J)
- Trailer Tow Package (53R)
- XL Chrome Package (76H)

FLEET EXCLUSIVE

XL Power Equipment Group (67F) (available on XL 100A)

CARGO AREA

CARGO AREA (in.)	5' Box	6' Box
Length at floor	61.0	72.8
Width at wheelhouse	44.8	44.8
Max. width inside box	61.4	61.4
Volume (cu. ft.)	43.3	51.8

DIMENSIONS & CAPACITIES

DIMENSIONS (in.)	SuperCab with 6' Box	SuperCrew with 5' Box
Wheelbase	126.8	126.8
Length	210.8	210.8
Height	70.7/71.1	71.1/71.5
Width (including mirrors) (excluding mirrors)	85.8	85.8
	73.3	73.3
CAPACITIES (cu. ft.)		
Passenger volume	Total 89.2	97.6
Cargo volume behind 1st row (rear-seat cushion folded up)	26.5	33.9

Dimensions and capacities shown may vary due to optional features and/or production variability.

ENGINE

ENGINE	Transmission (with tow/haul mode)	Horsepower (hp @ rpm)	Torque (lb.-ft. @ rpm)
2.3L EcoBoost	10-speed automatic	270 @ 5,500	310 @ 3,000

¹Based on Ford segmentation. ²FordPass Connect is required for certain remote features. Service includes a 1-year trial for remote features, excluding Wi-Fi hotspot, that starts with vehicle sales date (after which, fees apply). Connected service and related feature functionality is subject to compatible AT&T network availability. Evolving technology/cellular networks may affect functionality and availability, or continued provision of some features, prohibiting them from functioning. Certain restrictions, 3rd-party terms or message/data rates may apply. ³FordPass, compatible with select smartphone platforms, is available via a download. Message and data rates may apply. ⁴Available on select series. See your dealer for details. ⁵Additional charge. ⁶Visit fleet.ford.com for complete package content.

2020 F-150

Full-Size Pickups
Under 8,500 lbs. GVWR Class¹

Models: XL, XLT, LARIAT, KING RANCH,[®]
PLATINUM, LIMITED, RAPTOR



F-150 XLT SuperCrew[®] Ingot Silver. Available equipment.



STANDARD FEATURES⁸

- 2-speed automatic 4WD (4x4 LARIAT and above)
- Airbags – Front-seat side, and Safety Canopy[®] System with side-curtain airbags and rollover sensor
- Auto Start-Stop Technology
- Cargo box tie-downs (4)
- Daytime running lamps (configurable)
- Electronic shift-on-the-fly (ESOF) (4x4 XL, XLT)
- Engine – 3.3L Ti-VCT V6 FFV²
- Engine – 2.7L EcoBoost[®] V6²
- Engine – 5.0L Ti-VCT V8 FFV²
- Flooring – Black vinyl (XL)
- FordPass Connect^{™3} with 4G LTE Wi-Fi hotspot powered by FordPass[™] app⁴ (XL 101A and above)
- MyKey[®] (XL 101A and above)
- Personal Safety System[™] for driver and right-front passenger with dual-stage front airbags
- Quick-release tailgate with lock
- Seat – Front 40/20/40 split
- SYNC[®] with 4.2" LCD screen (XL 101A)
- SYNC 3 with 8" LCD capacitive touchscreen with AppLink[®], 911 Assist[®] and 2 smart-charging USB ports (XLT and above)
- Tire Pressure Monitoring System (TPMS; excludes spare)
- Transmission – 6-speed SelectShift[®] automatic with selectable drive modes (3.3L engine)
- Transmission – 10-speed SelectShift automatic with selectable drive modes (2.7L, 3.5L, 5.0L and 3.0L engines)

STANDARD FORD CO-PILOT360[™] TECHNOLOGY

- AdvanceTrac[®] with RSC[®] (Roll Stability Control[™]) and Curve Control
- Ford Co-Pilot360 (LARIAT, KING RANCH, PLATINUM, LIMITED) – Automatic High-Beam Headlamps • BLIS[®] (Blind Spot Information System) with Cross-Traffic Alert • Lane-Keeping System (includes Lane-Keeping Assist, Lane-Keeping Alert and Driver Alert) • Pre-Collision Assist with Automatic Emergency Braking (AEB) • Rear View Camera
- Pre-Collision Assist with Automatic Emergency Braking (AEB) (XL, XLT)
- Rear View Camera (XL, XLT)
- SOS Post-Crash Alert System[™]
- Trailer Sway Control

AVAILABLE FEATURES

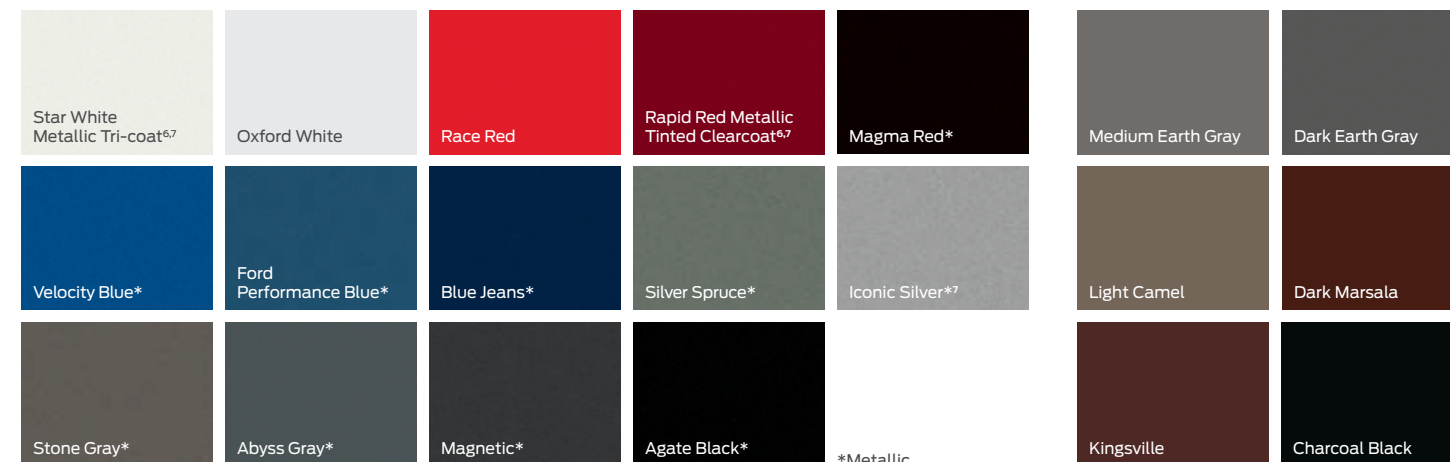
- 36.0-gal. extended-range fuel tank
- BoxLink[™] with 4 premium locking cleats
- Class IV Trailer Hitch
- Engine – 2.7L EcoBoost V6²
- Engine – 3.5L EcoBoost V6
- Engine – 5.0L Ti-VCT V8 FFV²
- Engine – 3.0L Power Stroke[®] V6 Turbo Diesel²
- Engine block heater
- Flooring – Black vinyl (XLT)
- Fog lamps
- Integrated trailer brake controller
- Plastic drop-in bedliner
- Reverse Sensing System

- Spray-in bedliner
- Stowable bed extender
- Stowable loading ramps
- SYNC (XL 100A)
- Tailgate step

FLEET EXCLUSIVES

- 3.0L Power Stroke V6 Turbo Diesel (XL/XLT) Backup Alarm System
- Conventional daytime running lamps
- LED warning strobes by Sound Off Signal^{®5}
- LT245/70R17E BSW all-terrain tires
- Skid plates (4x4)

EXTERIOR COLORS²



INTERIOR COLORS²



*Metallic.

AVAILABLE PACKAGES⁸

- 2.7L EcoBoost Payload Package (622)
- FX4 Off-Road Package (55A)
- Heavy-Duty Payload Package (627)
- Trailer Tow Package (53A)
- Max. Trailer Tow Package (53C)
- Snow Plow Prep Package (68P)
- STX Appearance Package (61S)
- XL Chrome Package (86A)
- XL Power Equipment Group (85A)
- XL Sport Package (861)
- XLT Chrome Package (86B)
- XLT Power Equipment Group (68X)
- XLT Sport Package (862)

FLEET EXCLUSIVE

XL Special Service Vehicle (SSV) Package (66S)
(requires 5.0L V8 or 3.5L EcoBoost engine)

CARGO AREA⁹

CARGO AREA (in.)	5 1/2' Styleside Box	6 1/2' Styleside Box	8' Styleside Box
Length at floor	67.1	78.9	97.6
Width at wheelhouse	50.6	50.6	50.6
Max. width inside box	65.2	65.2	65.2
Volume (cu. ft.)	52.8	62.3	77.4

DIMENSIONS & CAPACITIES⁹

DIMENSIONS (in.)	Regular Cab		SuperCab		SuperCrew	
	6 1/2' Box	8' Box	6 1/2' Box	8' Box	5 1/2' Box	6 1/2' Box
Wheelbase	4x2/4x4 122.4	141.1	145.0	163.7	145.0	156.8
Length	4x2/4x4 209.3	227.9	231.9	250.5	231.9	243.7
Height	4x2/4x4 75.5/76.9	75.1/76.9	75.5/77.2	75.5/77.0	75.6/77.2	75.7/77.3
Width (excluding mirrors)	4x2/4x4 79.9	79.9	79.9	79.9	79.9	79.9
CAPACITIES						
Passenger volume (cu. ft.)	Total	64.6	64.6	116.0	116.0	131.8
Cargo volume behind 1st row		12.1	12.1	31.6	31.6	51.9
Fuel capacity (gal.)	std./opt.	23.0	23.0/36.0	23.0/36.0	23.0/36.0	26.0/36.0

Dimensions and capacities shown may vary due to optional features and/or production variability.

ENGINES⁹

	Transmission (with tow/haul mode)	Horsepower (hp @ rpm)	Torque (lb.-ft. @ rpm)
3.3L Ti-VCT V6 FFV	6-speed automatic	290 @ 6,500	265 @ 4,000
2.7L EcoBoost V6	10-speed automatic	325 @ 5,000	400 @ 2,750
3.5L EcoBoost V6	10-speed automatic	375 @ 5,000	470 @ 3,500
5.0L Ti-VCT V8 FFV	10-speed automatic	395 @ 5,750	400 @ 4,500
3.0L Power Stroke V6 Turbo Diesel	10-speed automatic	250 @ 3,250	440 @ 1,750
High-Output 3.5L EcoBoost V6	10-speed automatic	450 @ 5,000 ¹⁰	510 @ 3,500 ¹⁰

¹Based on Ford segmentation. ²Available on select series. See your dealer for details. ³FordPass Connect is required for certain remote features. Service includes a 1-year trial for remote features, excluding Wi-Fi hotspot, that starts with vehicle sales date (after which, fees apply). Connected service and related feature functionality is subject to compatible AT&T network availability. Evolving technology/cellular networks may affect functionality and availability, or continued provision of some features, prohibiting them from functioning. Certain restrictions, 3rd-party terms or message/data rates may apply. ⁴FordPass, compatible with select smartphone platforms, is available via a download. Message and data rates may apply. ⁵Ford Licensed Accessory. ⁶Additional charge. ⁷New for 2020. ⁸Visit fleet.ford.com for complete package content. ⁹Based on 2019 model-year ratings. ¹⁰Horsepower and torque ratings achieved with 93-octane fuel.

NEW 2020 SUPER DUTY® F-250/F-350/F-450 PICKUP

Full-Size Pickups
Over 8,500 lbs. GVWR Class¹

Models: XL, XLT, LARIAT, KING RANCH, PLATINUM, LIMITED




F-250 XL Crew Cab. Iconic Silver. Available equipment.

EXTERIOR COLORS⁵



INTERIOR COLORS⁵



*Metallic.



STANDARD FEATURES

- 4-/7-pin trailer tow connector
- Airbags – Driver and right-front-passenger front, front-seat side and Safety Canopy® System with roll-fold side-curtain airbags
- Built Ford Tough® trailer hitch receiver
- Electronic shift-on-the-fly (ESOF) 4-Wheel-Drive System with manual locking hubs
- Engine – 6.2L 2-valve V8 FFV (F-250, F-350)
- Engine – 6.7L Power Stroke® V8 Turbo Diesel (B20-capable) (F-450)
- FordPass Connect™² with 4G LTE Wi-Fi hotspot powered by FordPass™ app³
- MyKey®
- Passenger airbag deactivation switch (Regular Cab and SuperCab)
- SecuriLock® Passive Anti-Theft System
- Stationary elevated idle control (SEIC)⁴
- SYNC® (XL)
- SYNC 3 (LARIAT and above)
- Tire Pressure Monitoring System (TPMS; excludes spare) (F-250, F-350)
- Trailer brake controller (XLT and above)
- Transmission – TorqShift-G 6-speed SelectShift® automatic (F-250)
- Transmission – TorqShift® 10-speed SelectShift automatic (F-350, F-450)

STANDARD FORD CO-PILOT360™ TECHNOLOGY

- AdvanceTrac® with RSC® (Roll Stability Control™)
- Automatic High-Beam Headlamps
- Hill Start Assist
- Rear View Camera
- SOS Post-Crash Alert System™
- Trailer Sway Control

AVAILABLE FEATURES

- 5th-wheel and gooseneck hitch kits
- 110V/400W power outlet
- Adaptive Steering
- Alternator upgrades
- Audible Lane Departure Warning
- BLIS® (Blind Spot Information System) with trailer coverage
- BoxLink™ with 4 premium locking cleats
- Engine – 6.7L Power Stroke V8 Turbo Diesel
- Engine – 7.3L V8 gas
- Engine block heater
- Lane-Keeping Alert
- LED box lighting
- LED headlamps, fog lamps and taillamps
- LED sideview mirror spotlights
- Mirrors – PowerScope® trailer tow
- Operator-commanded exhaust filter regeneration (with diesel engine)
- Pre-Collision Assist with Automatic Emergency Braking (AEB)
- Rear CHMSL camera
- Reverse Sensing System
- Tough Bed® spray-in bedliner
- Trailer brake controller with Smart Trailer Tow Connector
- Transfer case and fuel tank skid plates (4x4)
- Transmission – Mobile and stationary mode power takeoff (PTO) provision
- Ultimate Trailer Tow Camera System with Pro Trailer Backup Assist™
- Upfitter switches (6)
- Windshield wiper de-icer

FLEET EXCLUSIVES

- 65-mph speed limitation
- 75-mph speed limitation
- Conventional daytime running lamps
- Cruise control (XL)
- Power-adjustable pedals
- Upfitter interface module
- XL Decor Group

AVAILABLE PACKAGES⁸

- 5th-wheel/Gooseneck Trailer Tow Prep Package (53W)
- Camper Package (471)
- F-250 High-Capacity Trailer Tow Package (535)
- FX4 Off-Road Package (17X)
- Heavy-Service Front Suspension Package (67H)
- Heavy-Service Package for Pickup Box Delete (F-250, F-350 SRW) (63R)
- Pickup Box Delete (66D)
- Power Equipment Group (XL) (90L)
- Rear View Camera and Prep Kit (872)
- Snow Plow Prep Package (473)
- STX Appearance Package (17S)
- XL Value Package (96V)
- XLT Premium Package (17P)
- XLT Value Package (17V)

CARGO AREA⁹

CARGO AREA (in.)	6¾' Box	8' Box
Length at floor	81.9	98.1
Width at wheelhouse	50.5	50.5
Max. width inside box	66.9	66.9
Volume (cu. ft.)	65.4	78.5

DIMENSIONS & CAPACITIES⁹

DIMENSIONS (in.)	Regular Cab 8' Box	SuperCab		Crew Cab	
		6¾' Box	8' Box	6¾' Box	8' Box
Wheelbase	141.6	148.0	164.2	159.8	176.0
Length	231.8	238.2	254.4	250.0	266.2
Height	4x2/4x4 78.3/81.9	78.5/81.8	78.3/81.5	78.5/81.9	78.0/81.6
Width (excluding mirrors)	SRW/DRW 80.0/96.0	80.0/–	80.0/96.0	80.0/–	80.0/96.0
CAPACITIES					
Passenger volume (cu. ft.)	Total 64.6	116.0	116.0	131.8	131.8
Cargo volume behind 1st row	11.6	31.6	31.6	52.1	52.1
Fuel capacity (gal.)	gas/diesel 34.0/29.0	34.0/29.0	34.0/34.0	34.0/34.0	48.0/48.0
Payload¹⁰ (lbs.)	4x2/4x4 TBD	TBD	TBD	TBD	TBD

Dimensions and capacities shown may vary due to optional features and/or production variability.

ENGINES⁹

	6.2L 2-valve V8 FFV	7.3L 2-valve V8 Gas	6.7L Power Stroke V8 Turbo Diesel
Battery	12V, 650-CCA/72-amp-hr 12V, 750-CCA/78-amp-hr (not available on XL)	12V, 650-CCA/72-amp-hr 12V, 750-CCA/78-amp-hr (not available on XL) (Dual 12V, 750-CCA/ 78-amp-hr available)	Dual 12V, 750-CCA/78-amp-hr
Alternator	157-amp (200-amp and 240-amp available)	240-amp (397-amp available)	175-amp (220-amp, 332-amp, 397-amp available)
Horsepower (hp @ rpm)	TBD @ TBD	TBD @ TBD	TBD @ TBD
Torque (lb.-ft. @ rpm)	TBD @ TBD	TBD @ TBD	TBD @ TBD
Recommended fuel	Regular unleaded or E85	Regular unleaded	Ultra-Low-Sulfur Diesel or B20 (containing 20% or less biodiesel)

¹Based on Ford segmentation. ²FordPass Connect is required for certain remote features. Service includes a 1-year trial for remote features, excluding Wi-Fi hotspot, that starts with vehicle sales date (after which, fees apply). Connected service and related feature functionality is subject to compatible AT&T network availability. Evolving technology/cellular networks may affect functionality and availability, or continued provision of some features, prohibiting them from functioning. Certain restrictions, 3rd-party terms or message/data rates may apply. ³FordPass, compatible with select smartphone platforms, is available via a download. Message and data rates may apply. ⁴Final-stage manufacturer or upfitter must supply control switches. ⁵Available on select series. See your dealer for details. ⁶Additional charge. ⁷New for 2020. ⁸Visit fleet.ford.com for complete package content. ⁹Based on 2019 model-year ratings. ¹⁰Maximum capabilities shown are for properly equipped vehicles with required equipment and a 150-lb. driver. Weight of additional options, equipment, passengers and cargo must be deducted from this weight. For additional information, see your Ford Dealer.

NEW 2020 SUPER DUTY® F-350/F-450/F-550 CHASSIS CAB

Class 3-5 Chassis Cabs¹

Models: XL, XLT, LARIAT



F-450 XL Regular Cab. Race Red. Available and aftermarket upfit equipment.

EXTERIOR COLORS⁵



INTERIOR COLORS⁵



*Metallic.

STANDARD FEATURES

7-wire trailer tow harness (blunt-cut and labeled)
26.5-gal. fuel tank capacity (SRW)
40.0-gal. fuel tank capacity (DRW)
Airbags – Driver and right-front-passenger front, front-seat side and Safety Canopy® System with roll-fold side-curtain airbags
Engine – 6.2L 2-valve V8 FFV (F-350 SRW/DRW)
Engine – 7.3L V8 gas (F-450/F-550 XL, XLT)
Engine – 6.7L Power Stroke® V8 Turbo Diesel (B20-capable) (F-450/F-550 LARIAT)
FordPass Connect™ ² with 4G LTE Wi-Fi hotspot powered by FordPass™ app ³
Front tow hooks (2)

Front twin-coil monobeam suspension (F-350 4x4, F-450, F-550)
Front Twin-I-Beam with coil spring suspension (F-350 4x2)
Mirrors – Manually telescoping trailer tow (XL, XLT)
Passenger airbag deactivation switch (Regular Cab and SuperCab)
SecuriLock® Passive Anti-Theft System
Stationary elevated idle control (SEIC) ⁴
SYNC ³
Tire Pressure Monitoring System (TPMS; excludes spare) (F-250, F-350)
Transmission – TorqShift® 10-speed SelectShift® automatic
Upfitter switches (6)

STANDARD FORD CO-PILOT360™ TECHNOLOGY

AdvanceTrac® with RSC® (Roll Stability Control™)
Auto High-Beam Headlamps
Hill Start Assist

Rear View Camera
SOS Post-Crash Alert System™
Trailer Sway Control

AVAILABLE FEATURES

26.5-gal. midship fuel tank
110V/400W power outlet
Aft-of-axle frame extension
Audible Lane Departure Warning
Dual diesel fuel tanks (40.0-gal. aft-of-axle; 26.5-gal. midship)
Electronic shift-on-the-fly (ESOF) 4-Wheel-Drive System with manual locking hubs
Engine – 6.7L Power Stroke V8 Turbo Diesel
Flooring – Carpet delete
LED sideview mirror spotlights
Mirrors – PowerScope® trailer tow
Operator-commanded exhaust filter regeneration (with diesel engine)
Pre-Collision Assist with Automatic Emergency Braking (AEB)
SYNC 3

Trailer brake controller with Smart Trailer Tow Connector
Transmission – Mobile and stationary mode power takeoff (PTO) provision
Upfitter interface module
Windshield wiper de-icer

FLEET EXCLUSIVES

65-mph speed limitation
75-mph speed limitation
Conventional daytime running lamps
Cruise control
Power-adjustable pedals
Smart Acceleration Truncation
Tire Pressure Monitoring System delete (F-350 SRW >10,000 lbs. GVWR)

AVAILABLE PACKAGES⁸

16,000-lb. GVWR Package (68L)
Extra-Heavy-Duty Front-End Suspension Package (67P)
Extra-Heavy-Service Front Suspension Package (67X)
Heavy-Service Front Suspension Package (67H)
LARIAT Value Package (96L)
Low Deflection Package (86S)
Payload Downgrade Package (68D)
Payload Upgrade Package (68U)
Payload Plus Upgrade Package (68M)
Power Equipment Group (90L)
Rear View Camera and Prep Kit (76D)

Snow Plow Prep Package (473)
Trailer Tow Package (531)
Trailer Tow High-Capacity Package (535)
Wrecker Package (474)
XL Value Package (96V)
XLT Value Package (17V)

FLEET EXCLUSIVES

Ambulance Prep Package (47A/47L)
Fire/Rescue Prep Package (47J)
XL Decor Group (17F)

CAB-TO-AXLE AVAILABILITY (in.)

Cab-to-axle	Regular Cab				SuperCab		Crew Cab	
	60.0	84.0	108.0	120.0	60.0	84.0	60.0	84.0
Wheelbase	145.3	169.3	193.3	205.3	167.9	191.9	179.8	203.8

CAPACITIES⁹

	Total	Regular Cab	SuperCab	Crew Cab
		Passenger volume (cu. ft.)	64.6	116.0
Cargo volume behind 1st row		11.6	31.6	52.1
Fuel capacity (gal.)	SRW	26.5, 40.0	26.5, 40.0	26.5, 40.0
	DRW	40.0, 66.5	40.0, 66.5	40.0, 66.5

Capacities shown may vary due to optional features and/or production variability.

ENGINES⁹

	6.2L 2-valve V8 FFV	7.3L 2-valve V8 Gas	6.7L Power Stroke V8 Turbo Diesel
Battery	12V, 650-CCA/72-amp-hr (XL) 12V, 750-CCA/78-amp-hr (XLT, LARIAT)	12V, 650-CCA/72-amp-hr (F-350) 12V, 750-CCA/78-amp-hr (F-450/F-550 XL, XLT) Dual 12V, 750-CCA/78-amp-hr (F-450/F-550 LARIAT)	Dual 12V, 750-CCA/78-amp-hr
Alternator	200-amp (XL, XLT) 240-amp (LARIAT)	240-amp	220-amp (single 220-amp; optional: 175 + 157-amp or 220 + 157-amp)
Horsepower (hp @ rpm)	TBD @ TBD	TBD @ TBD	TBD @ TBD
Torque (lb.-ft. @ rpm)	TBD @ TBD	TBD @ TBD	TBD @ TBD
Recommended fuel	Regular unleaded or E85	Regular unleaded	Ultra-Low-Sulfur Diesel or B20 (containing 20% or less biodiesel)

¹Based on Ford segmentation. ²FordPass Connect is required for certain remote features. Service includes a 1-year trial for remote features, excluding Wi-Fi hotspot, that starts with vehicle sales date (after which, fees apply). Connected service and related feature functionality is subject to compatible AT&T network availability. Evolving technology/cellular networks may affect functionality and availability, or continued provision of some features, prohibiting them from functioning. Certain restrictions, 3rd-party terms or message/data rates may apply. ³FordPass, compatible with select smartphone platforms, is available via a download. Message and data rates may apply. ⁴Final-stage manufacturer or upfitter must supply control switches. ⁵Available on select series. See your dealer for details. ⁶Additional charge. ⁷New for 2020. ⁸Visit fleet.ford.com for complete package content. ⁹Based on 2019 model-year ratings.

NEW 2021 SUPER DUTY® F-650/F-750 GAS

Class 6-7 Conventional Chassis Cabs¹

Production starts January 2020.




F-650 Regular Cab, Agate Black. Available and aftermarket upfit equipment. Available early 2020. Preproduction model shown.

EXTERIOR COLORS



INTERIOR COLOR



*Metallic.



STANDARD FEATURES

- 50.0-gal. fuel tank capacity (Regular Cab, SuperCab)
- 60.0-gal. fuel tank capacity (Crew Cab)
- Air conditioning – Manual with integral heater and defroster
- Alternator – Extra-heavy-duty, 210-amp, 12V, brushless, pad-mounted
- Audio – Bluetooth® capable AM/FM stereo with auxiliary USB port
- Autolamp Automatic On/Off Headlamps
- Battery – 900-CCA, 12V, Motorcraft®
- Belt-Minder® front safety belt reminder
- Brakes – Bosch® Hydro-Max® hydraulic brake system with traction control
- Bumper – Front: full-width, black
- Engine – 7.3L 2-valve V8 gas
- Exhaust – Single, horizontal, catalytic converter, frame-mounted right side back of cab; downward-facing outlet tip
- Fleet telematics modem
- Frame-mounted body-builder wiring at back of cab

- Grille – Black-painted plastic (not available with frame extension)
- Hood – Frame-mounted front-end-tilting fiberglass hood and fenders assembly with torsion-bar assist (includes integrated noise shield, inner splash shields and mud flaps)
- Lamps – Roof marker/clearance, amber lenses (5)
- Mirrors – Black, dual rectangular, manually adjustable/folding with integrated blind spot mirrors, sail-type, 96"-wide spacing
- Radiator – Aluminum with in-tank transmission cooler
- Safety belts – Color-keyed with fixed D-rings at all positions (Regular Cab)
- Safety belts – Color-keyed with front-seat adjustable D-rings (SuperCab, Crew Cab)
- Transmission – TorqShift® Heavy-Duty 6-speed automatic with Neutral Idle and Hill Start Assist (without PTO provision)
- Wheel seals (front and rear axle), oil-lubricated wheel bearings (front and rear)

AVAILABLE FEATURES

- 7-way trailer connection socket, mounted at rear of frame, for combined trailer stop/tail/turn/marker light circuits
- 7-way trailer connection socket, mounted at rear of frame, for separate trailer stop/tail/turn/marker light circuits
- 60.0-gal. fuel tank single rectangular steel, frame-mounted on left side (Regular Cab and SuperCab)
- 65- and 70-mph speed limitations
- Alternator – 240-amp, 12V
- Alternators – Dual heavy-duty 397-amp total
- Automatic Emergency Braking (AEB)
- Batteries – 900-CCA, 12V Motorcraft (2 for a total of 1,800-CCA)
- Body-builder special wiring harness (straight frame)
- Body-builder wiring to end of frame
- Brakes – Hydraulic brake electronic stability control (ESC)
- Bumper – Front: 3" extension

- Bumper – Front: full-width, chrome-plated steel (included with Exterior Appearance Package)
- Bumper – Front: swept-back, Dark Shadow Gray-painted steel (requires bolt-on-type frame extension or integral front frame extension; straight frame)
- Daytime running lamps
- Engine block heater – Phillips® 750W
- Engine-idle shutdown timer (5-, 10-, 15- and 20-minute options)
- Grille – Fixed, black/gray
- Hood-mounted auxiliary spot mirrors
- Mirrors – Dual rectangular folding, sail-type sideview; available chrome caps; available power adjustment; available heater; available 96" and 102" width spacings
- Mud flaps – Rear
- Seats – 30/70, 40/20/40, 30/0/30 and 30/0/0 front seat combinations
- Transmission – Mobile and stationary mode power takeoff (PTO) provision

AVAILABLE PACKAGES²

- Beverage Delivery Package (19B)
- Exterior Appearance Package (90E)
- Hydraulic Brake Driver-Assist Technology Package (87H)

- Interior Appearance Package (90A)
- Power Equipment Package (90P)

FRAMES³


MODEL	Frame Order Code							
	533	534	535	536	537	538	539	41R
F-650 Pro Loader	—	—	—	—	●	—	—	—
F-650	○	●	○	○	—	○	—	—
F-750	—	—	●	○	—	○	○	○
Depth (in.)	9.125	10.125	10.250	10.125	9.125	10.250	10.375	10.813
Width (in.)	3.062	3.062	3.092	3.580	3.062	3.610	3.705	3.892
Thickness (in.)	0.312	0.312	0.375	0.312	0.312	0.375	0.438	0.312
Yield (psi)	80,000	50,000	80,000	120,000	80,000	120,000	120,000	120,000
Max. Section Modulus (cu. in.)	10.75	12.64	15.14	14.18	10.75	16.98	20.11	29.84
Max. Resisting Bending Moment (in.-lbs.)	860,000	632,000	1,211,200	1,701,600	860,000	2,037,600	2,413,200	3,580,800

● Standard ○ Optional — Not Available

RATINGS & DIMENSIONS³

RATINGS	F-650 Pro Loader®		F-650	F-750
	Min.—Max.	Min.—Max.	Min.—Max.	Min.—Max.
Powertrain hp/torque (lb.-ft.)	TBD/TBD		TBD/TBD	TBD/TBD
GVWR (lbs.)	22,000–26,000		26,000–29,000	31,000–33,000
Front axle (lbs.)	8,500		8,500–10,000	10,000–12,000
Rear axle (lbs.)	13,500–17,500		17,500–19,000	21,000
Rear springs (lbs.)	15,500–19,000		19,000–21,000	21,000–23,000
DIMENSIONS (in.)	Wheelbase/cab-to-axle			
	Regular Cab	158/84–242/168	158/84–281/207	158/84–281/207
	SuperCab	179/84–239/144	179/84–281/186	179/84–281/186
Crew Cab	194/84–254/144	182/72–278/168	182/72–266/156	

Ratings and dimensions shown may vary due to optional features and/or production variability.



NEW 2021 SUPER DUTY® F-650/F-750 DIESEL

Class 6-7 Conventional Chassis Cabs and Tractors¹

Production starts January 2020.




F-750 SuperCab, Oxford White. Available and aftermarket upfit equipment. Available early 2020. Preproduction model shown.

EXTERIOR COLORS



INTERIOR COLOR



*Metallic.



STANDARD FEATURES

- 8.0-gal. DEF tank
- 50.0-gal. fuel tank capacity (Regular Cab)
- 65.0-gal. fuel tank capacity (SuperCab, Crew Cab)
- Alternator – Extra-heavy-duty, 200-amp, 12V, brushless, pad-mounted
- Audio – Bluetooth® capable AM/FM stereo with auxiliary USB port
- Autolamp Automatic On/Off Headlamps
- Batteries – 750-CCA, 12V, Motorcraft® (2 for a total of 1,500-CCA)
- Belt-Minder® front safety belt reminder
- Brakes – Air brake with traction control and electronic stability control (ESC) (Tractor)
- Brakes – Air brake system; Meritor® Q-plus™ with Anti-Lock Brake System (ABS), 4-channel and hand control valve trailer brake with traction control (Tractor)
- Brakes – Bosch® Hydro-Max® hydraulic brake system with traction control (not available on Tractor)
- Engine – 6.7L Power Stroke® V8 Turbo Diesel

- Exhaust – Single, switchback-style, horizontal; frame-mounted right side under cab with outside of frame rail rear discharge
- Fleet telematics modem
- Frame-mounted body-builder wiring at back of cab (not available on Tractor)
- Grille – Black-painted plastic (not available with frame extension)
- Lamps – Roof marker/clearance, amber lenses (5)
- Manual regeneration initiation (driver interface in message center)
- Mirrors – Black, dual rectangular, manually adjustable/folding with integrated blind spot mirrors, sail-type, 96"-wide spacing
- Safety belts – Color-keyed with adjustable D-rings at all outboard positions (Regular Cab)
- Safety belts – Color-keyed with front-seat adjustable D-rings (SuperCab, Crew Cab)
- Transmission – TorqShift® Heavy-Duty 6-speed automatic with Neutral Idle and Hill Start Assist (without PTO provision)
- Wheel seals (front and rear axle), oil-lubricated wheel bearings (front and rear)

AVAILABLE FEATURES

- 55.0-gal. fuel tank single rectangular aluminum, frame-mounted on left side (Regular Cab; not available on Pro Loader®)
- 65.0-gal. fuel tank single rectangular aluminum, frame-mounted on left side (Regular Cab)
- 115.0-gal. fuel tank dual rectangular aluminum (65.0-gal. left-hand tank and 50.0-gal. fuel tank right-hand tank) (not available on Tractor)
- 65- and 70-mph speed limitations
- Active exhaust filter regeneration control
- Air suspension (requires air brake or compressor)
- Alternator – 240-amp, 12V
- Alternator – Dual, heavy-duty, 357-amp, 12V
- Automatic Emergency Braking (AEB)
- Batteries – 900-CCA, 12V Motorcraft (2 for a total of 1,800-CCA or 3 for a total of 2,700-CCA)
- Body-builder special wiring harness (straight frame)
- Body-builder wiring to end of frame (not available on Tractor)
- Brakes – Air brake electronic stability control (ESC)
- Brakes – Hydraulic brake electronic stability control (ESC)

- Bumper – Front: 3" extension
- Bumper – Front: full-width, chrome-plated steel (included with Exterior Appearance Package)
- Bumper – Front: swept-back, Dark Shadow Gray-painted steel (requires bolt-on-type frame extension or integral front frame extension; straight frame)
- Engine block heater – Phillips® 750W
- Engine-idle shutdown timer (5-, 10-, 15- and 20-minute options)
- Exhaust – Switchback single, horizontal, frame-mounted outside right rail under cab with vertical exit
- Exhaust – Torpedo single, horizontal, frame-mounted right-side back of cab with underbody exit in front of axle
- Hood-mounted auxiliary spot mirrors
- Seats – 30/70, 40/20/40, 30/0/30 and 30/0/0 front seat combinations
- SecuriLock® Passive Anti-Theft System
- Transmission – Mobile and stationary mode power takeoff (PTO) provision

AVAILABLE PACKAGES²

- Air Brake Driver-Assist Technology Package with Bendix® Wingman Advanced (87A)
- Beverage Delivery Package (19B)
- Exterior Appearance Package (90E)

- Fire/Rescue Prep Package (19F)
- Interior Appearance Package (90A)
- Power Equipment Package (90P)

FRAMES³

MODEL	Frame Order Code							
	533	534	535	536	537	538	539	41R
F-650 Pro Loader	—	—	—	—	●	—	—	—
F-650	○	●	○	○	—	○	—	—
F-650 Tractor	—	—	—	●	—	—	—	—
F-750	—	—	●	○	—	○	○	○
F-750 Tractor	—	—	—	●	—	—	—	—
Depth (in.)	9.125	10.125	10.250	10.125	9.125	10.250	10.375	10.813
Width (in.)	3.062	3.062	3.092	3.580	3.062	3.610	3.705	3.892
Thickness (in.)	0.312	0.312	0.375	0.312	0.312	0.375	0.438	0.312
Yield (psi)	80,000	50,000	80,000	120,000	80,000	120,000	120,000	120,000
Max. Section Modulus (cu. in.)	10.75	12.64	15.14	14.18	10.75	16.98	20.11	29.84
Max. Resisting Bending Moment (in.-lbs.)	860,000	632,000	1,211,200	1,701,600	860,000	2,037,600	2,413,200	3,580,800

● Standard ○ Optional — Not Available

RATINGS & DIMENSIONS³

RATINGS	F-650 Pro Loader	F-650	F-650 Tractor	F-750	F-750 Tractor
	Min.—Max.	Min.—Max.	Min.—Max.	Min.—Max.	Min.—Max.
Powertrain hp/torque (lb.-ft.)	270/675–330/725	270/675–330/725	270/675–330/725	270/675–330/725	270/675–330/725
GVWR (lbs.)	22,000–26,000	26,000–29,000	27,500–29,000	31,000–37,000	31,000–37,000
Front axle (lbs.)	8,500	8,500–10,000	10,000	10,000–14,000	10,000–14,000
Rear axle (lbs.)	13,500–17,500	17,500–19,000	17,500–19,000	21,000–26,000	21,000–26,000
Rear springs (lbs.)	15,500–19,000	19,000–21,000	19,000–21,000	21,000–31,000	21,000–31,000
Rear air suspension (lbs.)	12,000–19,000	19,000–21,000	19,000–21,000	21,000–23,000	21,000–23,000
DIMENSIONS (in.)	Wheelbase/cab-to-axle				
	Regular Cab	158/84–242/168	158/84–281/207	146/72–158/84	158/84–281/207
	SuperCab	179/84–239/144	179/84–281/207	167/72–179/84	179/84–281/186
Crew Cab	194/84–254/144	182/72–278/168	182/72	182/72–266/156	182/72

Ratings and dimensions shown may vary due to optional features and/or production variability.



	TRANSIT CONNECT CARGO VAN	TRANSIT CONNECT PASSENGER WAGON	TRANSIT CARGO VAN	TRANSIT CREW VAN	TRANSIT PASSENGER VAN	TRANSIT CUTAWAY & CHASSIS CAB	E-SERIES² CUTAWAY & STRIPPED CHASSIS
Models	XL, XLT	XL, XLT, Titanium	Transit-150, Transit-250, Transit-350, Transit-350 HD	Transit-150, Transit-250, Transit-350, Transit-350 HD	Transit-150, Transit-350, Transit-350 HD	Transit-250, Transit-350, Transit-350 HD	E-350, E-450
Cabs/Configurations	Cargo Van	Passenger Wagon, Taxi Package	Cargo Van	Crew Van	Passenger Van	Cutaway, Chassis Cab	Cutaway, Stripped Chassis
Engines Horsepower (hp @ rpm) Torque (lb.-ft. @ rpm)	2.0L GDI I-4 with Auto Start-Stop Technology 162 @ 6,500 144 @ 4,500 (Standard on all models) 2.5L IVCT I-4 gas 169 @ 6,000 171 @ 4,500 (Available on all models)	2.0L GDI I-4 with Auto Start-Stop Technology 162 @ 6,500 144 @ 4,500 (Standard on all LWB models) 2.5L IVCT I-4 gas 169 @ 6,000 171 @ 4,500 (Available on XL)	3.5L PFDi V6 gas 271 @ TBD 260 @ TBD (Available on all models) 3.5L EcoBoost® V6 gas with Auto Start-Stop Technology 306 @ TBD 400 @ 2,500 (Available on all models) 2.0L EcoBlue® Bi-Turbo I-4 diesel with Auto Start-Stop Technology 210 @ TBD 369 @ TBD (Available on all models)	3.5L PFDi V6 gas 271 @ TBD 260 @ TBD (Available on all models) 3.5L EcoBoost V6 gas with Auto Start-Stop Technology 306 @ TBD 400 @ 2,500 (Available on all models) 2.0L EcoBlue Bi-Turbo I-4 diesel with Auto Start-Stop Technology 210 @ TBD 369 @ TBD (Available on all models)	3.5L PFDi V6 gas 271 @ TBD 260 @ TBD (Available on all models) 3.5L EcoBoost V6 gas with Auto Start-Stop Technology 306 @ TBD 400 @ 2,500 (Available on all models) 2.0L EcoBlue Bi-Turbo I-4 diesel with Auto Start-Stop Technology 210 @ TBD 369 @ TBD (Available on all models)	3.5L PFDi V6 gas 271 @ TBD 260 @ TBD (Available on all models) 3.5L EcoBoost V6 gas with Auto Start-Stop Technology 306 @ TBD 400 @ 2,500 (Available on all models) 2.0L EcoBlue Bi-Turbo I-4 diesel with Auto Start-Stop Technology 210 @ TBD 369 @ TBD (Available on all models)	7.3L V8 Premium TBD @ TBD TBD @ TBD (Standard on all models) 7.3L V8 Economy TBD @ TBD TBD @ TBD (Available on all models)
Transmissions	8-speed SelectShift® automatic 6-speed SelectShift automatic (Standard with 2.5L engine)	8-speed SelectShift automatic 6-speed SelectShift automatic (Standard with 2.5L engine)	10-speed SelectShift automatic with overdrive	10-speed SelectShift automatic with overdrive	10-speed SelectShift automatic with overdrive	10-speed SelectShift automatic with overdrive	6-speed automatic TorqShift® with overdrive and tow/haul mode with Neutral Idle and Hill Start Assist
Braking system	4-wheel disc with Anti-Lock Brake System (ABS)	4-wheel disc with Anti-Lock Brake System (ABS)	4-wheel disc with Anti-Lock Brake System (ABS)	4-wheel disc with Anti-Lock Brake System (ABS)	4-wheel disc with Anti-Lock Brake System (ABS)	4-wheel disc with Anti-Lock Brake System (ABS)	4-wheel disc with Anti-Lock Brake System (ABS)
Airbags	Driver and front-passenger front, front-seat side and Safety Canopy® System	Driver and front-passenger front, front-seat side and Safety Canopy System	Driver and front-passenger front, front-seat side and Safety Canopy System	Driver and front-passenger front, front-seat side and Safety Canopy System	Driver and front-passenger front, front-seat side and Safety Canopy System	Driver and front-passenger front, front-seat side and Safety Canopy System	Driver and front-passenger front (Cutaway)
Seating capacity	2	5-7	2	5	2, 5, 8, 10, 12, 14, 15	2	2
Max. cargo capacity (cu. ft.)	104.8 (SWB); 127.4 (LWB)	106.0 (LWB)	277.7 (LR); 357.1 (MR); 404.3 (HR); 487.2 (HR Extended-Length)	277.7 (LR); 357.1 (MR); 404.3 (HR); 487.2 (HR Extended-Length)	256.4 (LR); 336.1 (MR); 382.6 (HR); 461.9 (HR Extended-Length) (behind 1st row)	—	—
Fuel tank capacity (gal.)	15.8	15.8	25.0	25.0	25.0	25.0	40.0, 55.0
Max. payload (lbs.) ¹	1,550	1,420	4,620	4,290	3,480	6,390	8,980 (Cutaway); 9,690 (Stripped Chassis)
Max. trailer towing (lbs.) ¹	2,000	2,000	7,500	7,100	5,000	7,500	10,000
Max. GVWR (lbs.) ¹	6,040	5,420	8,670–10,360	8,670–10,360	8,550–10,360	9,070–11,000	10,050–14,500
Max. GCWR (lbs.) ¹	6,170	6,380	13,500	13,500	11,200	15,000	13,000–22,000
Wheelbase (in.)	104.8 (SWB); 120.6 (LWB)	120.6 (LWB)	129.9 (Regular); 147.6 (Long)	129.9 (Regular); 147.6 (Long)	129.9 (Regular); 147.6 (Long)	138.0 (Regular); 155.7 (Long); 178.0 (Extended-Length)	138.0, 158.0, 176.0
Overall length (in.)	174.2 (SWB); 190.0 (LWB)	190.0 (LWB)	219.9 (LR)/217.8 (MR) (Regular); 237.6 (LR)/235.5 (MR and HR) (Long); 263.9 (Extended-Length)	219.9 (LR)/217.8 (MR) (Regular); 237.6 (LR)/235.5 (MR and HR) (Long); 263.9 (Extended-Length)	219.9 (LR)/217.8 (MR) (Regular); 237.6 (LR)/235.5 (MR and HR) (Long); 263.9 (Extended-Length)	223.3 (Regular); 241.1 (Long); 263.4 (Extended-Length)	241.1, 261.1 (Cutaway); 232.7–252.7 (Stripped Chassis)
Wheel size (in.)	16	16	16	16	16	16	16


2020 TRANSIT CONNECT CARGO VAN

Small Vans Class¹
Models: XL, XLT




Transit Connect XLT Cargo Van. Silver. Available equipment.

EXTERIOR COLORS⁴



INTERIOR COLORS⁴



*Metallic.

STANDARD FEATURES

- 4-way adjustable steering column
- 12V powerpoints (2)
- Airbags – Driver and front-passenger front, front-seat side and Safety Canopy® System
- Alternator – 150-amp
- Collapsible steering column
- Doors – 180° swing-out rear cargo
- Doors – Dual sliding side
- EcoMode and EcoCoach
- Electric power-assisted steering
- Engine – 2.0L GDI I-4 with Auto Start-Stop Technology
- FordPass Connect™² with 4G LTE Wi-Fi hotspot powered by FordPass™ app³
- Front independent MacPherson-strut suspension with stabilizer bar and rear twist-beam
- Front-wheel drive (FWD)
- Full-size spare wheel and tire
- Heavy-duty battery – 80-amp
- Seats – 6-way manual driver/4-way manual front-passenger with fold-flat back
- SecuriLock® Passive Anti-Theft System
- SWB (short wheelbase) or LWB (long wheelbase)
- Tire Pressure Monitoring System (TPMS; excludes spare)
- Transmission – 8-speed SelectShift® automatic

STANDARD FORD CO-PILOT360™ TECHNOLOGY

- AdvanceTrac® with RSC® (Roll Stability Control™) with Side-Wind Stabilization
- Autolamp Automatic On/Off Headlamps
- Ford Co-Pilot360 (XLT) – Automatic High-Beam Headlamps • BLIS® (Blind Spot Information System) with Cross-Traffic Alert • Lane-Keeping System (includes Lane-Keeping Assist, Lane-Keeping Alert and Driver Alert) • Pre-Collision Assist with Automatic Emergency Braking (AEB) (includes Forward Collision Warning and Dynamic Brake Support) • Rear View Camera
- Pre-Collision Assist with Automatic Emergency Braking (AEB) (XL)
- Rain-Sensing Windshield Wipers
- Rear View Camera (XL)

AVAILABLE FEATURES

- Adaptive cornering fog lamps
- Adaptive Cruise Control
- Body-color bodyside moldings
- Composite bulkhead
- Cruise control
- Daytime running lamps
- Dual-zone electronic automatic temperature control
- Engine – 2.0L GDI I-4 FFV with Auto Start-Stop Technology
- Engine block heater
- Forward Sensing System
- HID headlamps
- Mirrors – Power, power-folding, heated sideview
- MyKey®
- Rear- and side-door glass options
- Rear cargo area light (LED)
- Rear liftgate with fixed glass
- Rear-window defroster
- Remote Start System
- Reverse Sensing System
- Roof-rack side rails
- Spare key fobs (2)
- SYNC® 3
- Trailer Tow Package with Trailer Sway Control
- Wireless charging pad

FLEET EXCLUSIVES


- Engine – 2.5L IVCT I-4 gas with 6-speed SelectShift automatic transmission
- Orange safety belts
- Speed limitation (65- or 75-mph governed top speed options)

AVAILABLE PACKAGES⁵

- Smoker's Package (94B)
- Upfitter Wiring Harness (86G)

DIMENSIONS & CAPACITIES

	SWB	LWB
EXTERIOR (in.)		
Length	174.2	190.0
Wheelbase	104.8	120.6
Width (including mirrors)	84.1	84.1
Height (excluding options)	72.0	72.0
INTERIOR (in.)		
Front		
Head room	46.9	46.9
Leg room (max.)	41.5	41.5
Hip room	54.2	54.2
Shoulder room	57.6	57.6
CAPACITIES (cu. ft.)		
Passenger volume	63.2	63.2
Cargo volume – Behind front seat	104.8	127.4
Max. cargo volume (with front-passenger seat folded)	123.2	145.8
Fuel capacity (gal.)	15.8	15.8
Seating	2	2
Payload (max.) (lbs.)	1,510	1,550
Curb weight (max.) (lbs.)	3,590	3,726
GVWR (max.) (lbs.)	5,130	5,302
Turning diameter (ft.) – Curb-to-curb	38.3	40.0



2020 TRANSIT CONNECT PASSENGER WAGON

Small Vans Class¹
Models: XL, XLT, Titanium




Transit Connect Titanium LWB Passenger Wagon. Kapoor Red. Available equipment.

EXTERIOR COLORS⁴



INTERIOR COLORS⁴



STANDARD FEATURES

- 4-way adjustable steering column
- 12V powerpoints (3)
- Airbags – Driver and front-passenger front, front-seat side and Safety Canopy[®] System
- Collapsible steering column
- EcoMode and EcoCoach
- Electric power-assisted steering
- Engine – 2.0L GDI I-4 with Auto Start-Stop Technology
- FordPass Connect^{™2} with 4G LTE Wi-Fi hotspot powered by FordPass[™] app³
- Front independent MacPherson-strut suspension with stabilizer bar and rear twist-beam
- Front-wheel drive (FWD)
- Full-size spare wheel and tire
- Heavy-duty battery – 80-amp
- LWB (long wheelbase)
- Manual climate control
- Reverse Sensing System
- Seats – 6-way manual driver/4-way manual front-passenger with fold-flat back
- Seats – Fold-flat bucket 2nd-row
- Seats – 2-passenger fold-flat 3rd-row
- SecuriLock[®] Passive Anti-Theft System
- Tire Pressure Monitoring System (TPMS; excludes spare)
- Transmission – 8-speed SelectShift[®] automatic

STANDARD FORD CO-PILOT360[™] TECHNOLOGY

- AdvanceTrac[®] with RSC[®] (Roll Stability Control[™]) with Side-Wind Stabilization
- Autolamp Automatic On/Off Headlamps
- Ford Co-Pilot360 (XLT, Titanium) – Automatic High-Beam Headlamps • BLIS[®] (Blind Spot Information System) with Cross-Traffic Alert • Lane-Keeping System (includes Lane-Keeping Assist, Lane-Keeping Alert and Driver Alert) • Pre-Collision Assist with Automatic Emergency Braking (AEB) (includes Forward Collision Warning and Dynamic Brake Support) • Rear View Camera
- Pre-Collision Assist with Automatic Emergency Braking (AEB) (XL)
- Rain-Sensing Windshield Wipers
- Rear View Camera (XL)

AVAILABLE FEATURES

- Adaptive cornering fog lamps
- Adaptive cruise control
- Cargo net kit – Vertical
- Dual-zone electronic automatic temperature control
- Engine – 2.0L GDI I-4 FFV with Auto Start-Stop Technology
- Engine block heater
- Forward Sensing System
- HID headlamps
- Mid-vehicle overhead storage
- Mirrors – Power, power-folding, heated sideview
- MyKey[®]
- Remote Start System
- Roof-rack side rails
- Seat – 6-way power, heated driver's, leather-trimmed
- Seats – 2nd-row bench
- Spare key fobs (2)
- SYNC[®] 3
- Trailer Tow Package with Trailer Sway Control
- Wireless charging pad

FLEET EXCLUSIVES

- 3rd-row seats delete
- CNG/Propane Gaseous Engine Prep Package (XL LWB) (98G)
- Engine – 2.5L IVCT I-4 gas with 6-speed SelectShift automatic transmission
- Speed limitation (65- or 75-mph governed top speed options)

AVAILABLE PACKAGES⁵

- Smoker's Package (94B)
- XLT Premium Package (47G)

DIMENSIONS & CAPACITIES

EXTERIOR (in.)	LWB
Length	190.0
Wheelbase	120.6
Width (including mirrors)	84.1
Height (excluding options)	71.6
INTERIOR (in.)	
1st Row	
Head room	46.9
Leg room (max.)	42.3
Hip room	54.2
Shoulder room	57.6
2nd Row	
Head room	45.7
Leg room	37.6
Hip room	58.3
Shoulder room	58.5
3rd Row	
Head room	41.9
Leg room	35.0
Hip room	47.0
Shoulder room	56.3
CAPACITIES (cu. ft.)	
Overall passenger volume	167.1
Cargo volume	Behind 1st row with rear seat(s) folded
	106.0
	Behind 2nd row
	60.1
	Behind 3rd row (in designated position)
	16.3
	Behind 3rd row (most forward)
	24.9
Fuel capacity (gal.)	15.8
Seating	6, 7
Payload (max.) (lbs.)	1,420
Curb weight (max.) (lbs.)	4,029
GVWR (max.) (lbs.)	5,420
Turning diameter (ft.) – Curb-to-curb	40.0

¹Based on Ford segmentation. ²FordPass Connect is required for certain remote features. Service includes a 1-year trial for remote features, excluding Wi-Fi hotspot, that starts with vehicle sales date (after which, fees apply). Connected service and related feature functionality is subject to compatible AT&T network availability. Evolving technology/cellular networks may affect functionality and availability, or continued provision of some features, prohibiting them from functioning. Certain restrictions, 3rd-party terms or message/data rates may apply. ³FordPass, compatible with select smartphone platforms, is available via a download. Message and data rates may apply. ⁴Available on select series. Restrictions may apply. See your dealer for details. ⁵Visit fleet.ford.com for complete package content.

2020 TRANSIT CONNECT TAXI PACKAGE

Small Vans Class¹

Model: Passenger Wagon XL




Transit Connect Taxi. Frozen White. Available and aftermarket equipment.

EXTERIOR COLORS⁴



INTERIOR COLOR⁴



*Metallic.



STANDARD FEATURES

4 manual keys	Full-size spare wheel and tire
12V powerpoint	LWB (long wheelbase)
Airbags – Driver and front-passenger front, front-seat side and Safety Canopy® System	Manual climate control
Alternator – 220-amp	Mirrors – Power, heated sideview with manual fold
Collapsible steering column	Power 1st- and 2nd-row windows with one-touch-up/-down
Cruise control	Rear-window defroster
Doors – 180° swing-out rear cargo	Reverse Sensing System
Doors – Dual sliding side	Seat – Recessed 2nd-row for additional leg room
EcoMode and EcoCoach	Seats – Vinyl seating surfaces
Electric power-assisted steering	Taxi upfit wiring harness
Engine – 2.0L GDI I-4 FFV with Auto Start-Stop Technology	Tilt/telescoping steering column
FordPass Connect™ ² with 4G LTE Wi-Fi hotspot powered by FordPass™ app ³	Tire Pressure Monitoring System (TPMS; excludes spare)
Front independent MacPherson-strut suspension with stabilizer bar and rear twist-beam	Transmission – 8-speed SelectShift® automatic
Front-wheel drive (FWD)	Wiring block connection

STANDARD FORD CO-PILOT360™ TECHNOLOGY

AdvanceTrac® with RSC® (Roll Stability Control™) with Side-Wind Stabilization
Pre-Collision Assist with Automatic Emergency Braking (AEB) (includes Forward Collision Warning and Dynamic Brake Support)
Rear View Camera

AVAILABLE FEATURES

All-weather floor mats	Splash guards
BLIS® (Blind Spot Information System) with cross-traffic alert	SYNC® 3
Cargo net kit – Vertical	Wireless charging pad

FLEET EXCLUSIVES

Daytime running lamps	Alternator – 150-amp
Engine block heater	Engine – 2.5L iVCT I-4 gas with 6-speed SelectShift automatic transmission
Forward Sensing System	Speed limitation (65- or 75-mph governed top speed options)
Roof-access hole for signage/advertising	
Seats – Cloth seating surfaces	

DIMENSIONS & CAPACITIES

EXTERIOR (in.)	LWB
Length	189.7
Wheelbase	120.6
Width (including mirrors)	84.1
Height (excluding options)	72.0
INTERIOR (in.)	
Front	
Head room	46.9
Leg room	40.4
Hip room	54.2
Shoulder room	57.6
Rear	
Head room	43.4
Leg room	37.6
Knee clearance – 2nd row	7.8
Hip room	58.5
Shoulder room	58.4
CAPACITIES (cu. ft.)	
Cargo volume – Behind 2nd row	60.1
Fuel capacity (gal.)	15.8
Seating	5
Payload (max.) (lbs.)	1,110
Curb weight (max.) (lbs.)	3,941
GVWR (max.) (lbs.)	5,100
Turning diameter (ft.) – Curb-to-curb	40.0

TAXI PACKAGE CONTENT

4 manual keys
12V powerpoint in front center console
180° swing-out rear cargo doors
Mirrors – Power, heated sideview with manual fold
Power 1st- and 2nd-row windows with one-touch-up/-down
Recessed 2nd-row seat for additional leg room (no 3rd-row seat)
Rear-seat climate control
Taxi Upfit Wiring Harness

¹Based on Ford segmentation. ²FordPass Connect is required for certain remote features. Service includes a 1-year trial for remote features, excluding Wi-Fi hotspot, that starts with vehicle sales date (after which, fees apply). Connected service and related feature functionality is subject to compatible AT&T network availability. Evolving technology/cellular networks may affect functionality and availability, or continued provision of some features, prohibiting them from functioning. Certain restrictions, 3rd-party terms or message/data rates may apply. ³FordPass, compatible with select smartphone platforms, is available via a download. Message and data rates may apply. ⁴Available on select series. Restrictions may apply. See your dealer for details.

NEW 2020 TRANSIT CARGO VAN

Full-Size Vans Class¹

Models: Transit-150, Transit-250, Transit-350, Transit-350 HD




Transit-150 MR Long Cargo Van. Oxford White. Available equipment.

EXTERIOR COLORS⁵



*Metallic.

INTERIOR COLORS⁵



STANDARD FEATURES

12V powerpoints (2)	Passenger-side A-pillar grab handle
Airbags – Driver and front-passenger front, front-seat side and Safety Canopy® System with side-curtain airbags	Rear recovery eye
Alternator – 250-amp	Remote Keyless Entry System
Door – Sliding passenger-side	SOS Post-Crash Alert System™
Engine – 3.5L PFDI V6 gas	Tilt/telescoping steering column
FordPass Connect™ ² with 4G LTE Wi-Fi hotspot powered by FordPass™ app ³	Tire Pressure Monitoring System (TPMS; excludes spare)
Mirrors – Power-adjustable short-arm sideview	Transmission – 10-speed SelectShift® automatic with overdrive
	Vinyl floor covering – Front

STANDARD FORD CO-PILOT360™ TECHNOLOGY

AdvanceTrac® with RSC® (Roll Stability Control™) with Side-Wind Stabilization	Post-Collision Braking
Auto High-Beam Headlamps	Pre-Collision Assist with Automatic Emergency Braking (AEB)
Hill Start Assist	Rain-Sensing Windshield Wipers
Lane-Keeping System	Rear View Camera with Trailer Hitch Assist (MR, HR)

AVAILABLE FEATURES

3 lengths: Regular, Long and Extended-Length	Heavy-duty front axle
3 roof heights: LR, MR and HR ⁴	High-capacity upfitter switches (4)
110V/150W AC power outlet	Programmable battery guard/enhanced cutoff relay
110V/400W AC power outlet	Upfitter interface module
Adaptive Cruise Control	Vehicle maintenance monitor
Adjustable Speed Limiting Device (ASLD)	Reverse Sensing System
All-Wheel Drive (AWD)	SecuriLock® Passive Anti-Theft System
Alternator – Dual	Side Sensing System
Autolamp Automatic On/Off Headlamps	SYNC® 3 with 6.5" LCD capacitive touchscreen with Applink®, 911 Assist® and 2 smart-charging USB ports
BLIS® (Blind Spot Information System) with Cross-Traffic Alert and Trailer Coverage	Trailer brake controller (TBC)
Doors – Dual sliding side (MR, HR)	Trailer wiring provisions
Doors – Power-sliding side (MR, HR)	
DRW (dual rear wheels)	
Engine – 2.0L EcoBlue® Bi-Turbo I-4 diesel with Auto Start-Stop Technology	FLEET EXCLUSIVES
Engine – 3.5L EcoBoost® V6 gas with Auto Start-Stop Technology	Daytime running lamps
Engine hour meter	Decal (up to 15-, 25-, 45-, 70- or 95-sq.-ft.)
Enhanced Active Park Assist	Orange safety belts
Extended-range fuel tank (31 gallons; Long and Extended-Length)	Sideview mirror delete
Heavy-duty cargo flooring	Smart Acceleration Truncation
	Speed limitation (65-, 70- or 75-mph governed top speed options)

AVAILABLE PACKAGES⁸

Ambulance Prep Package (47B)	Heavy-Duty Scuff Plate Kit (85B)
Auxiliary Heater/AC Prep Package (62C)	Heavy-Duty Trailer Tow Package (53B)
Auxiliary Heater Prep Package (62A)	Interior Upgrade Package (96C)
Biodiesel Engine Prep Package (98B)	Load Area Protection Package (96D)
Exterior Upgrade Package (18D/18L)	Scuff Plate Kit (85A)

DIMENSIONS & CAPACITIES

Roof Type	Wheelbase (in.)	Overall Height (in.)	Overall Length (in.)	Cargo Volume (cu. ft.)	
Low Roof (LR)	Transit-150/250/350	129.9	83.6	219.9	246.7
	Transit-150/250/350	147.6	83.2	237.6	277.7
Medium Roof (MR)	Transit-150/250/350	129.9	100.8	217.8	315.2
	Transit-150/250/350	147.6	100.7	235.5	357.1
High Roof (HR)	Transit-250/350	147.6	110.1	235.5	404.3
	Transit-250 Extended-Length/ 350 Extended-Length	147.6	109.4	263.9	487.2
	Transit-350 HD Extended-Length (DRW)	147.6	109.4	263.9	487.2

CAPABILITIES⁹ (lbs.)

Model	Max. GVWR
Transit-150 LR/MR	8,670
Transit-250 LR/MR/HR/HR Extended-Length	9,070
Transit-350 LR/MR/HR/HR Extended-Length	9,500
Transit-350 HD HR Extended-Length (DRW)	9,950/10,360

ENGINES

- 3.5L PFDI V6 gas
- 3.5L EcoBoost V6 gas with Auto Start-Stop Technology
- 2.0L EcoBlue Bi-Turbo I-4 diesel with Auto Start-Stop Technology

¹Based on Ford segmentation. ²FordPass Connect is required for certain remote features. Service includes a 1-year trial for remote features, excluding Wi-Fi hotspot, that starts with vehicle sales date (after which, fees apply). Connected service and related feature functionality is subject to compatible AT&T network availability. Evolving technology/cellular networks may affect functionality and availability, or continued provision of some features, prohibiting them from functioning. Certain restrictions, 3rd-party terms or message/data rates may apply. ³FordPass, compatible with select smartphone platforms, is available via a download. Message and data rates may apply. ⁴HR not available on Transit-150. ⁵Available on select series. Restrictions may apply. See your dealer for details. ⁶Fleet only. ⁷New for 2020. ⁸Visit fleet.ford.com for complete package content. ⁹Maximum capabilities shown are for properly configured vehicles with required equipment. For additional information, see your dealer.

NEW 2020 TRANSIT CREW VAN

Full-Size Vans Class¹

Models: Transit-150, Transit-250, Transit-350, Transit-350 HD




Transit-150 MR Long Crew Van. Blue Jeans. Available equipment.

EXTERIOR COLORS⁵



INTERIOR COLORS⁵



STANDARD FEATURES

12V powerpoints (2)
Airbags – Driver and front-passenger front, front-seat side and Safety Canopy® System with side-curtain airbags for both rows
Alternator – 250-amp
Door – Sliding passenger-side
Engine – 3.5L PFDi V6 gas
FordPass Connect™ ² with 4G LTE Wi-Fi hotspot powered by FordPass™ app ³
Mirrors – Power-adjustable short-arm sideview
Passenger-side A-pillar grab handle

Rear recovery eye
Remote Keyless Entry System
Seating – 5-passenger with triple-wide 2nd-row seat
SOS Post-Crash Alert System™
Tire Pressure Monitoring System (TPMS; excludes spare)
Transmission – 10-speed SelectShift® automatic with overdrive
Vinyl floor covering
Windows – Fixed side cargo-door and rear door glass

STANDARD FORD CO-PILOT360™ TECHNOLOGY

AdvanceTrac® with RSC® (Roll Stability Control™) with Side-Wind Stabilization
Auto High-Beam Headlamps
Hill Start Assist
Lane-Keeping System

Post-Collision Braking
Pre-Collision Assist with Automatic Emergency Braking (AEB)
Rain-Sensing Windshield Wipers
Rear View Camera with Trailer Hitch Assist (MR, HR)

AVAILABLE FEATURES

3 lengths: Regular, Long and Extended-Length
3 roof heights: LR, MR and HR ⁴
110V/150W AC power outlet
110V/400W AC power outlet
Adaptive Cruise Control
Adjustable Speed Limiting Device (ASLD)
All-Wheel Drive (AWD)
Alternator – Dual
Autolamp Automatic On/Off Headlamps
BLIS® (Blind Spot Information System) with Cross-Traffic Alert and Trailer Coverage
Doors – Dual sliding side (MR, HR)
Doors – Power-sliding side (MR, HR)
DRW (dual rear wheels)
Engine – 2.0L EcoBlue® Bi-Turbo I-4 diesel with Auto Start-Stop Technology
Engine – 3.5L EcoBoost® V6 gas with Auto Start-Stop Technology
Engine hour meter
Enhanced Active Park Assist
Extended-range fuel tank (31 gallons; Long and Extended-Length)
Heavy-duty cargo flooring

Heavy-duty front axle
High-capacity upfitter switches (4)
Programmable battery guard/enhanced cutoff relay
Reverse Sensing System
SecuriLock® Passive Anti-Theft System
Side Sensing System
SYNC® 3 with 6.5" LCD capacitive touchscreen with AppLink®, 911 Assist® and 2 smart-charging USB ports
Trailer brake controller (TBC)
Trailer wiring provisions
Upfitter interface module
Vehicle maintenance monitor

FLEET EXCLUSIVES

Daytime running lamps
Decal (up to 15-, 25-, 45-, 70- or 95-sq.-ft.)
Orange safety belts
Sideview mirror delete
Smart Acceleration Truncation
Speed limitation (65-, 70- or 75-mph governed top speed options)

AVAILABLE PACKAGES⁸

Auxiliary Heater/AC Prep Package (62C)	Exterior Upgrade Package (18D/18L)
Auxiliary Heater Prep Package (62A)	Heavy-Duty Trailer Tow Package (53B)
Biodiesel Engine Prep Package (98B)	

DIMENSIONS & CAPACITIES

	Wheelbase (in.)	Overall Height (in.)	Overall Length (in.)	Cargo Volume (cu. ft.)
Low Roof (LR)				
Transit-150/250/350	129.9	83.6	219.9	TBD
Transit-150/250/350	147.6	83.2	237.6	TBD
Medium Roof (MR)				
Transit-150/250/350	129.9	100.8	217.8	TBD
Transit-150/250/350	147.6	100.7	235.5	TBD
High Roof (HR)				
Transit-250/350	147.6	110.1	235.5	TBD
Transit-250 Extended-Length/ 350 Extended-Length	147.6	109.4	263.9	TBD
Transit-350 HD Extended-Length (DRW)	147.6	109.4	263.9	TBD

CAPABILITIES⁹ (lbs.)

	Max. GVWR
Transit-150 LR/MR	8,670
Transit-250 LR/MR/HR/HR Extended-Length	9,070
Transit-350 LR/MR/HR/HR Extended-Length	9,500
Transit-350 HD HR Extended-Length (DRW)	9,950/10,360

ENGINES

3.5L PFDi V6 gas
3.5L EcoBoost V6 gas with Auto Start-Stop Technology
2.0L EcoBlue Bi-Turbo I-4 diesel with Auto Start-Stop Technology

¹Based on Ford segmentation. ²FordPass Connect is required for certain remote features. Service includes a 1-year trial for remote features, excluding Wi-Fi hotspot, that starts with vehicle sales date (after which, fees apply). Connected service and related feature functionality is subject to compatible AT&T network availability. Evolving technology/cellular networks may affect functionality and availability, or continued provision of some features, prohibiting them from functioning. Certain restrictions, 3rd-party terms or message/data rates may apply. ³FordPass, compatible with select smartphone platforms, is available via a download. Message and data rates may apply. ⁴HR not available on Transit-150. ⁵Available on select series. Restrictions may apply. See your dealer for details. ⁶Fleet only. ⁷New for 2020. ⁸Visit fleet.ford.com for complete package content. ⁹Maximum capabilities shown are for properly configured vehicles with required equipment. For additional information, see your dealer.

NEW 2020 TRANSIT PASSENGER VAN


Full-Size Vans Class¹

Models: Transit-150 XL, Transit-150 XLT, Transit-350 XL, Transit-350 XLT, Transit-350 HD XL, Transit-350 HD XLT




Transit-350 XLT LR Regular Passenger Van. Kapoor Red. Available equipment.

EXTERIOR COLORS⁵



*Metallic.

INTERIOR COLORS⁵



STANDARD FEATURES

5 USB ports (including one in 2nd, 3rd and 4th rows)
12V powerpoints (2)
Airbags – Driver and front-passenger front, front-seat side and Safety Canopy[®] System with side-curtain airbags
Alternator – 250-amp
Cruise control (XLT)
Door – Sliding passenger-side
Engine – 3.5L PFDi V6 gas
FordPass Connect^{™2} with 4G LTE Wi-Fi hotspot powered by FordPass[™] app³

Halogen headlamps
Mirrors – Power, power-folding, heated short-arm sideview with integrated turn signal indicators
Passenger-side A-pillar grab handle
Remote Keyless Entry System
SOS Post-Crash Alert System[™]
Tilt/telescoping steering column
Tire Pressure Monitoring System (TPMS; excludes spare)
Transmission – 10-speed SelectShift[®] automatic with overdrive

STANDARD FORD CO-PILOT360[™] TECHNOLOGY

AdvanceTrac[®] with RSC[®] (Roll Stability Control[™]) with Side-Wind Stabilization
Auto High-Beam Headlamps
Autolamp Automatic On/Off Headlamps (XLT)
BLIS[®] (Blind Spot Information System) with Cross-Traffic Alert and Trailer Coverage (XLT)
Hill Start Assist
Lane-Keeping System

Post-Collision Braking
Pre-Collision Assist with Automatic Emergency Braking (AEB)
Rain-Sensing Windshield Wipers
Rear View Camera with Trailer Hitch Assist (MR, HR)
Reverse Sensing System (XLT)
Side Sensing System (XLT)

AVAILABLE FEATURES

3 lengths: Regular, Long and Extended-Length
3 roof heights: LR, MR and HR⁴
110V/150W AC power outlet
Adaptive Cruise Control
Adjustable Speed Limiting Device (ASLD)
All-Wheel Drive (AWD)
Alternator – Dual
Autolamp Automatic On/Off Headlamps (XL)
BLIS (Blind Spot Information System) with Cross-Traffic Alert and Trailer Coverage (XL)
Doors – 60/40 swing-out passenger-side (LR)
Doors – Power-sliding side (MR, HR)
DRW (dual rear wheels)
Engine – 2.0L EcoBlue[®] Bi-Turbo I-4 diesel with Auto Start-Stop Technology
Engine – 3.5L EcoBoost[®] V6 gas with Auto Start-Stop Technology
Engine hour meter
Extended-range fuel tank (31 gallons; Long and Extended-Length)

Heavy-duty front axle
High-capacity upfitter switches (4)
Premium wood-like flooring
Programmable battery guard/enhanced cutoff relay
Upfitter interface module
Vehicle maintenance monitor
Reverse Sensing System (XL)
SYNC[®] 3 with 6.5" LCD capacitive touchscreen with AppLink[®] 911 Assist[®] and 2 smart-charging USB ports
Trailer wiring provisions

FLEET EXCLUSIVES

Daytime running lamps
Decal (up to 15-, 25-, 45-, 70- or 95-sq.-ft.)
Smart Acceleration Truncation
Speed limitation (65-, 70- or 75-mph governed top speed options)

AVAILABLE PACKAGES⁸

Auxiliary Heater/AC Prep Package (62C)
Auxiliary Heater Prep Package (62A)
Biodiesel Engine Prep Package (98B)
Builder's Prep Package (47E)

Exterior Upgrade Package (standard on XLT) (18D)
Heavy-Duty Trailer Tow Package (53B)
RV Prep Package (47D)

DIMENSIONS & CAPACITIES

Roof Type	Wheelbase (in.)	Overall Height (in.)	Overall Length (in.)	Seating	
Low Roof (LR)	Transit-150	129.9	82.2	219.9	8/10/11
	Transit-350	147.6	82.4	237.6	12/14/15
Medium Roof (MR)	Transit-150	129.9	98.7	217.8	8/10/11
	Transit-350	147.6	99.2	235.5	12/14/15
High Roof (HR)	Transit-350	147.6	108.6	235.5	12/14/15
	Transit-350 HD Extended-Length (DRW)	147.6	107.7	263.9	15

CAPABILITIES⁹ (lbs.)

Model	Max. GVWR
Transit-150 LR/MR	8,550
Transit-350 LR	9,550
Transit-350 MR/HR	9,400
Transit-350 HD HR Extended-Length (DRW)	10,360

ENGINES

3.5L PFDi V6 gas
3.5L EcoBoost V6 gas with Auto Start-Stop Technology
2.0L EcoBlue Bi-Turbo I-4 diesel with Auto Start-Stop Technology

¹Based on Ford segmentation. ²FordPass Connect is required for certain remote features. Service includes a 1-year trial for remote features, excluding Wi-Fi hotspot, that starts with vehicle sales date (after which, fees apply). Connected service and related feature functionality is subject to compatible AT&T network availability. Evolving technology/cellular networks may affect functionality and availability, or continued provision of some features, prohibiting them from functioning. Certain restrictions, 3rd-party terms or message/data rates may apply. ³FordPass, compatible with select smartphone platforms, is available via a download. Message and data rates may apply. ⁴HR not available on Transit-150. ⁵Available on select series. Restrictions may apply. See your dealer for details. ⁶Fleet only. ⁷New for 2020. ⁸Visit fleet.ford.com for complete package content. ⁹Maximum capabilities shown are for properly configured vehicles with required equipment. For additional information, see your dealer.

NEW 2020 TRANSIT CUTAWAY & CHASSIS CAB

Full-Size Vans Class¹


Models: Transit-250, Transit-350, Transit-350 HD



EXTERIOR COLORS⁴



INTERIOR COLORS⁴



STANDARD FEATURES

12V powerpoints (2)
25-gallon fuel tank capacity
Airbags – Driver and front-passenger front, front-seat side and Safety Canopy [®] System with side-curtain airbags
Alternator – 250-amp
Back-of-cab window (Chassis Cab)
Engine – 3.5L PFDi V6 gas
FordPass Connect ^{™2} with 4G LTE Wi-Fi hotspot powered by FordPass [™] app ³
Passenger-side A-pillar grab handle

Remote Keyless Entry System
Roof height – LR
Roof marker lamps
SOS Post-Crash Alert System [™]
Tilt/telescoping steering column
Tire Pressure Monitoring System (TPMS; excludes spare)
Transmission – 10-speed SelectShift [®] automatic with overdrive
Vinyl floor covering – Front

STANDARD FORD CO-PILOT360[™] TECHNOLOGY

AdvanceTrac [®] with RSC [®] (Roll Stability Control [™]) with Side-Wind Stabilization
Auto High-Beam Headlamps
Hill Start Assist
Lane-Keeping System

Post-Collision Braking
Pre-Collision Assist with Automatic Emergency Braking (AEB)
Rain-Sensing Windshield Wipers

AVAILABLE FEATURES

110V/150W AC power outlet
110V/400W AC power outlet
Adaptive Cruise Control
Adjustable Speed Limiting Device (ASLD)
All-Wheel Drive (AWD)
Alternator – Dual
Autolamp Automatic On/Off Headlamps (Cutaway)
Cruise control
DRW (dual rear wheels)
Engine – 2.0L EcoBlue [®] Bi-Turbo I-4 diesel with Auto Start-Stop Technology
Engine – 3.5L EcoBoost [®] V6 gas with Auto Start-Stop Technology
Engine block heater
Engine hour meter
Enhanced Frontal Area Limitation
Extended-range fuel tank (31 gallons; Long and Extended-Length)
Front and rear split-view camera
Heavy-duty front axle

High-capacity upfitter switches (4)
Programmable battery guard/enhanced cutoff relay
Push-down manual parking brake (Cutaway)
Running boards
Safety glass (Cutaway)
SYNC [®] 3 with 6.5" LCD capacitive touchscreen with AppLink [®] , 911 Assist [®] and 2 smart-charging USB ports
Trailer wiring provisions
Upfitter interface module
Vehicle maintenance monitor

FLEET EXCLUSIVES

Daytime running lamps
Orange safety belts
Smart Acceleration Truncation
Speed limitation (65-, 70- or 75-mph governed top speed options)

AVAILABLE PACKAGES⁷

Ambulance Prep Package – Cutaway only (47F)
Auxiliary Heater/AC Prep Package (62C)
Auxiliary Heater Prep Package (62A)
Biodiesel Engine Prep Package (98B)
Exterior Upgrade Package (18D/18L)
Interior Upgrade Package (47A)

Motorhome Prep Package – Cutaway only (47M)
Multifunctional School Activity Bus Prep Package – Cutaway only (47Q)
Radio Prep Package (58T)
Right-Hand Door Delete Package – Cutaway only (60X)
School Bus Prep Package – Cutaway only (47C)
Shuttle Bus Prep Package – Cutaway only (47S)

DIMENSIONS & CAPACITIES

	Wheelbase (in.)	Cab to Rear Axle (CA) (in.)	Rear Axle to End of Frame (in.)
Transit-250 Cutaway/Chassis Cab	138.0	82.6	45.1
Transit-350 Cutaway/Chassis Cab	138.0	82.6	45.1
Transit-350 HD Cutaway/Chassis Cab (DRW)	138.0	82.6	45.1
Transit-250 Cutaway/Chassis Cab	155.7	100.3	45.1
Transit-350 Cutaway/Chassis Cab	155.7	100.3	45.1
Transit-350 HD Cutaway/Chassis Cab (DRW)	155.7	100.3	45.1
Transit-350 HD Cutaway/Chassis Cab (DRW)	178.0	122.6	45.1

CAPABILITIES⁸ (lbs.)

	Driveline	Max. GVWR
Transit-250 Cutaway/Chassis Cab	SRW	9,070
Transit-350 Cutaway/Chassis Cab	SRW	9,500
Transit-350 HD Cutaway/Chassis Cab	DRW	9,950
Transit-350 HD Cutaway/Chassis Cab	DRW	11,000

ENGINES

3.5L PFDi V6 gas
3.5L EcoBoost V6 gas with Auto Start-Stop Technology
2.0L EcoBlue Bi-Turbo I-4 diesel with Auto Start-Stop Technology

¹Based on Ford segmentation. ²FordPass Connect is required for certain remote features. Service includes a 1-year trial for remote features, excluding Wi-Fi hotspot, that starts with vehicle sales date (after which, fees apply). Connected service and related feature functionality is subject to compatible AT&T network availability. Evolving technology/cellular networks may affect functionality and availability, or continued provision of some features, prohibiting them from functioning. Certain restrictions, 3rd-party terms or message/data rates may apply. ³FordPass, compatible with select smartphone platforms, is available via a download. Message and data rates may apply. ⁴Available on select series. Restrictions may apply. See your dealer for details. ⁵Fleet only. ⁶New for 2020. ⁷Visit fleet.ford.com for complete package content. ⁸Maximum capabilities shown are for properly configured vehicles with required equipment. For additional information, see your dealer.

NEW 2021 E-SERIES CUTAWAY & STRIPPED CHASSIS

Full-Size Van-Based Chassis Cabs Class¹

Models: E-350 Cutaway,
E-350 Stripped Chassis,
E-450 Cutaway,
E-450 Stripped Chassis


Production starts January 2020.



EXTERIOR COLORS³



INTERIOR COLORS³



*Metallic.



STANDARD FEATURES

- 3-point safety belts with height-adjustable D-rings (Cutaway)
- 40-gallon fuel tank capacity (aft-of-axle)
- Airbags – Driver and front-passenger front (Cutaway)
- Alternator – 210-amp
- Audio – Bluetooth® capable AM/FM stereo with USB port
- Autolamp Automatic On/Off Headlamps
- Battery – Heavy-duty (78-amp hour)
- Brakes – Bosch® HydroBoost® hydraulic brake system with traction control
- Daytime running lamps²
- Electronic Stability Control (Cutaway)
- Engine – 7.3L V8 Premium Rating
- Modified vehicle wiring kit and system
- Seats – High-back buckets with vinyl trim and inboard armrests (Cutaway)
- Telematics modem
- Tire Pressure Monitoring System (TPMS; excludes spare; SRW)
- Transmission – 6-speed automatic TorqShift® with Neutral Idle, Hill Start Assist, overdrive and tow/haul mode

AVAILABLE FEATURES

- 55-gallon fuel tank capacity (standard on E-450)
- 110V/150W AC power outlet
- Airbag – Passenger-side front delete
- Air conditioning delete²
- Alternator – 240-amp
- Alternator – 240-/157-amp dual
- Auxiliary heater
- Batteries – Dual heavy-duty (Cutaway)
- Cruise control
- Daytime running lamps
- Driver-Assist Technology Package
- Engine – 7.3L V8 Economy Rating
- Engine block heater
- High-capacity upfitter switches (4)
- Mirrors – Telescoping manual sideview with integrated blind spot mirrors
- Rear View Camera (Cutaway)
- Remote Keyless Entry System (Cutaway)
- SecuriLock® Passive Anti-Theft System
- Tire Pressure Monitoring System (TPMS; excludes spare; DRW)
- Upfitter Interface Module

FLEET EXCLUSIVES

- Engine console cover delete
- Front max. GAWR
- Speed limitation (65- or 75-mph governed top speed options)

AVAILABLE PACKAGES⁵

- Ambulance Prep Package (47H)
- Auxiliary Heater and AC Connector Package with rear fan controls (57X)
- Auxiliary Heater and AC Connector Package without rear fan controls (57L)
- High-Series Exterior Upgrade Package (18A)
- Insulation Package (552)
- Interior Upgrade Package (18C)
- Motorhome Prep Package (47R)
- Multifunctional School Activity Bus Prep Package (47J)
- Power Windows and Locks Group (903)
- Radio Prep Packages (58F, 58W)
- Right-Hand Door Delete Package (60X)
- School Bus Prep Package (47S)
- Shuttle Bus Prep Package (47B)

CAPABILITIES⁶ (lbs.)

		Wheelbase						
		138" SRW	138" DRW	158" SRW	158" DRW (7.3L Premium)	158" DRW (7.3L Economy)	176" DRW (7.3L Premium)	176" DRW (7.3L Economy)
E-350 Cutaway	Max. GVWR	10,050	11,500	10,050	11,500	11,500	12,500	12,500
	Max. payload	5,150	6,330	5,090	6,210	6,260	7,200	7,250
E-350 Stripped Chassis	Max. GVWR	—	11,500	—	12,500	12,500	12,500	12,500
	Max. payload	—	6,970	—	7,820	7,910	7,760	7,860
E-450 Cutaway	Max. GVWR	—	—	—	14,200	14,000	14,200	14,000
	Max. payload	—	—	—	8,980	8,730	8,980	8,730
E-450 Stripped Chassis	Max. GVWR	—	—	—	14,500	14,200	14,500	14,200
	Max. payload	—	—	—	9,690	9,490	9,640	9,430

Capabilities shown may vary due to optional features and/or production variability.

ENGINES

	7.3L V8 Premium	7.3L V8 Economy
Horsepower (hp @ rpm)	TBD	TBD
Torque (lb.-ft. @ rpm)	TBD	TBD

MAX. GCWR⁷ (lbs.)

ENGINE	E-350 Cutaway SRW	E-350 Cutaway DRW	E-350 Stripped Chassis	E-450 Cutaway	E-450 Stripped Chassis
7.3L V8 Premium	TBD	TBD	TBD	TBD	TBD
7.3L V8 Economy	TBD	TBD	TBD	TBD	TBD

Max. trailer weight = GCWR - vehicle GVWR or 10,000 lbs., whichever is less.

ONLY THE FINEST FOR AMERICA'S FINEST: THE FORD POLICE INTERCEPTOR® UTILITY OUTSELLS EVERY OTHER POLICE VEHICLE¹

The purpose-built, all-new 2020 Ford Police Interceptor Utility is standard issue as a no-trade-offs hybrid. Compared to the previous-generation vehicle, it provides improved power and performance, with no trade-offs in safety or interior volume. Plus, it comes with a built-in Fleet Telematics modem and a complimentary 2-year Ford Telematics subscription.²

ALL-NEW 2020 FORD POLICE INTERCEPTOR UTILITY

POLICE INTERCEPTOR UTILITY 3.3L HYBRID – FIRST PURSUIT-RATED HYBRID SUV. With standard full-time AWD and an all-new 10-speed transmission, it outperforms the outgoing 3.7L V6 AWD Police Interceptor Utility, not to mention all police utility competitors – including V8-equipped models – that participated in official testing.³

The hybrid powertrain offers significant improvements in fuel use, factoring in reduced engine-idle time and projected improved EPA-estimated fuel economy rating;⁴ potentially saving \$3,509 per vehicle, per year.⁵ Optionally, go for the 400-hp 3.0L EcoBoost® V6; it bested every other vehicle during MSP and LASD evaluations,⁶ including V8-powered sedans.

F-150 POLICE RESPONDER® – FIRST PURSUIT-RATED PICKUP TRUCK. Standard-fortified with the FX4 Off-Road Package, has the best payload capacity⁷ (2,030 lbs.) and best standard towing capacity⁷ (7,000 lbs.), of any pursuit-rated police vehicle. In the same context, it also possesses the most passenger volume⁷ (131.8 cu. ft.).

POLICE RESPONDER HYBRID SEDAN – FIRST PURSUIT-RATED HYBRID. A Greener Shade of Blue,TM it has an EPA-estimated rating of 40 mpg city.⁸ Combine the mpg savings with its significant fuel savings at idle to potentially save nearly \$4,300 and reduce CO₂ emissions by over 27,000 lbs.; per year, per vehicle.⁹

SPECIAL SERVICE PLUG-IN HYBRID SEDAN – FIRST FORD PLUG-IN HYBRID FOR POLICE WORK. It has an EPA-estimated range of 25 miles without using gas.¹⁰ Patrol, plug in, repeat.

F-150 SSV, EXPEDITION/MAX SSV AND TRANSIT PTV. Fulfill diverse needs. Command authority – from off-road capability and tactical work, to flexible prisoner transport that's Built Ford Tough.[®]

NEW FORD TELEMATICS FOR LAW ENFORCEMENT. It's purpose built to help make officer operations safer and more efficient. The application translates information flowing from Ford police vehicles into insights and analytics on driver behavior, vehicle health and location, fuel usage, and much more. This data is shared through an intuitive website that provides police fleet managers with a simple way to analyze how the full lineup, or a particular vehicle, is performing. (See page 106 for more Ford Telematics details.)

¹Based on IHS Markit new vehicle registration data limited to government entities and POL and SSV trim vehicles for full year 2018. ²2-year subscription for Ford Telematics starts on vehicle sale date. Subscription features may be limited. Factors causing this limitation may include, but are not limited to, issues related to cellular coverage, carrier outages and carrier network service interruptions. Complimentary service ends after 2 years. ³Based on Michigan State Police 2019 Model Year Vehicle Evaluation Program; based on 0-60 mph, 0-80 mph, 0-100 mph, top speed, and lap times. ⁴Calculation based on comparison with the 3.7L V6 Police Interceptor, with an example fuel price of \$2.75 per gallon. Projected EPA-estimated combined rating of 24 mpg. Actual mileage will vary. Final EPA-estimated ratings not yet available. ⁵Idle Fuel Consumption estimates are based on fuel flow measurements taken during 2 hours of continuous idling. Vehicles were driven for 18 miles at highway speeds prior to idling. Idle testing was conducted in an indoor facility at 73°F. The following vehicle accessories were activated during the test: Climate Control A/C, set to full cool condition; Vehicle Audio System, set to 30% of maximum volume. An electrical power draw load box drawing 32 amps was also connected to each vehicle's 12-volt battery to simulate the following estimated Police accessory loads: Emergency Lights (est. 25 amps); Laptop Computer (est. 3 amps); Police Radio (est. 4 amps). Additional testing details are available at ford.to/2H9qBEf. ⁶Based on preliminary Michigan State Police and Los Angeles County Sheriff's Department test results for the 2018 calendar year. ⁷Based on 2019 model-year ratings. ⁸EPA-estimated rating of 40 city/36 hwy/38 combined mpg. Based on 2019 model-year ratings. Actual mileage will vary. ⁹Idle Fuel Consumption estimates are based on fuel flow measurements taken during 2 hours of continuous idling. Vehicles were driven for 18 miles at highway speeds prior to idling. Idle testing was conducted in an indoor facility at 80°F. The following vehicle accessories were activated during the test: Climate Control A/C, set to full cool condition; Vehicle Audio System, set to 33% of maximum volume. An electrical power draw load box drawing 32 amps was also connected to each vehicle's 12-volt battery to simulate the following estimated Police accessory loads: Emergency Lights (est. 25 amps); Laptop Computer (est. 3 amps); Police Radio (est. 4 amps). Additional testing details are available at ford.to/2nw5dE8. ¹⁰Actual range varies with the conditions such as external elements, driving behaviors, vehicle maintenance, and lithium-ion battery age.

FORD POLICE & SPECIAL SERVICE VEHICLES



	POLICE INTERCEPTOR® UTILITY	F-150 POLICE RESPONDER®	POLICE RESPONDER HYBRID SEDAN	SPECIAL SERVICE PLUG-IN HYBRID SEDAN	EXPEDITION/MAX SPECIAL SERVICE VEHICLE	F-150 SPECIAL SERVICE VEHICLE	TRANSIT PRISONER TRANSPORT VEHICLE
Engines	3.3L V6 Hybrid 318 combined system net horsepower 322 lb.-ft. of combined system net torque (Standard)	3.5L EcoBoost V6 375 @ 5,000 470 @ 3,500 (Standard)	2.0L iVCT Atkinson-cycle I-4 HEV 188 combined system net horsepower 129 lb.-ft. of gas engine torque (Standard)	2.0L iVCT Atkinson-cycle I-4 PHEV 188 combined system net horsepower 129 lb.-ft. of gas engine torque (Standard)	3.5L EcoBoost V6 375 @ 5,000 470 @ 3,500 (Standard)	3.5L EcoBoost V6 gas 375 @ 5,000 ² 470 @ 3,500 ² (Available)	3.5L PFDi V6 271 @ TBD 260 @ TBD (Standard)
Horsepower (hp @ rpm)							
Torque (lb.-ft. @ rpm)							
	3.0L EcoBoost® V6 400 @ 5,500 ¹ 415 @ 3,000 ¹ (Available)					5.0L Ti-VCT V8 FFV 395 @ 5,750 ² 400 @ 4,500 ² (Available)	3.5L EcoBoost V6 gas with Auto Start-Stop Technology 306 @ TBD 400 @ 2,500 (Available)
	3.3L V6 FFV 285 @ 6,500 260 @ 4,000 (Available)						2.0L EcoBlue® Bi-Turbo I-4 diesel with Auto Start-Stop Technology 210 @ TBD 369 @ TBD (Available)
Battery (amp hours/CCA)	80/800	80/800	56/590	TBD	TBD	70/760 (3.5L EcoBoost), 70/610 (5.0L Ti-VCT)	Single – 70/610 (standard on gas), single AGM (absorbent glass mat) – 70/610 (optional on gas), dual heavy-duty AGM – 70/760 (standard on diesel; optional on gas)
Transmission	10-speed automatic (police-calibrated)	10-speed SelectShift® automatic with selectable drive modes	Electronically controlled continuously variable transmission (eCVT)	Electronically controlled continuously variable transmission (eCVT)	10-speed SelectShift automatic	10-speed SelectShift automatic with progressive range select and tow/haul mode	10-speed SelectShift automatic with overdrive
Braking system	4-wheel heavy-duty disc with Anti-Lock Brake System (ABS) (police-calibrated)	4-wheel vented disc with Anti-Lock Brake System (ABS)	Regenerative Braking System and 4-wheel disc with Anti-Lock Brake System (ABS)	Regenerative Braking System and 4-wheel disc with Anti-Lock Brake System (ABS)	4-wheel disc with Anti-Lock Brake System (ABS)	4-wheel vented disc with Anti-Lock Brake System (ABS)	4-wheel disc with Anti-Lock Brake System (ABS)
Airbags	Driver and front-passenger dual-stage front airbags in Personal Safety System,™ driver and front-passenger knee airbags, front-seat side airbags, plus Safety Canopy® System (side-curtain airbags) and rollover sensor	Driver and front-passenger dual-stage front airbags in Personal Safety System, front-seat side airbags, plus Safety Canopy System (side-curtain airbags) and rollover sensor	Driver and front-passenger dual-stage front airbags in Personal Safety System, driver and front-passenger knee airbags, front-seat side airbags and side-curtain airbags	Dual-stage front airbags, Personal Safety System, driver and front-passenger knee airbags, front-seat side airbags and side-curtain airbags	Dual-stage front airbags, front-seat side airbags, plus Safety Canopy System (side-curtain airbags) and rollover sensor	Dual-stage driver and front-passenger front airbags, front-seat side airbags, plus Safety Canopy System (side-curtain airbags) and rollover sensor	Dual-stage front airbags, front-seat side airbags, plus Safety Canopy System (side-curtain airbags) and rollover sensor
Wheelbase (in.)	119.1	145.0	112.2	112.2	122.5; 131.6 (MAX)	145.0–163.7	129.9 (Regular); 147.6 (Long)
Length (in.)	198.8	231.9	191.8	191.8	210.0; 221.9 (MAX)	231.9–250.5	219.9 (LR Regular); 217.8 (MR Regular); 237.6 (LR Long); 235.5 (MR and HR Long); 263.9 (Extended-Length)
Width (in.) (excluding mirrors)	78.9	79.9	75.2	75.2	81.6	79.9	81.3 (Regular and Long); 83.7 (Extended-Length DRW)
Height (in.) (excluding options)	69.4	77.2	58.0	58.0	76.6 (4x2); 76.4 (4x4); 76.4 (4x2) (MAX); 76.2 (4x4) (MAX)	77.2	83.6 (LR Regular); 100.8 (MR Regular); 83.2 (LR Long); 100.7 (MR Long); 110.1 (HR Extended-Length); 109.4 (Extended-Length)
Seating capacity	5	5	5	5	5, 8	5, 6	2
Head room (in.) (F/R)	40.7/40.4	40.8/40.4	39.2/37.8	39.2/37.8	42.0 (max.)/40.0	40.8/40.4	40.8 (LR); 52 (MR); 56.6 (HR)
Leg room (in.) (F/R)	40.9/40.7	43.9 (max.)/43.6	44.3 (max.)/38.3	44.3 (max.)/38.3	43.9 (max.)/41.5	43.9 (max.)/43.6	41.3/—
Hip room (in.) (F/R)	59.3/59.1	62.5/64.7	55.0/54.4	55.0/54.4	62.2/62.6	62.5/64.7	60.7/—
Shoulder room (in.) (F/R)	61.8/61.3	66.7/65.9	57.8/56.9	57.8/56.9	64.9/64.8	66.7/65.9	67.9/—
Passenger volume (cu. ft.)	118.0	131.8	102.8	102.8	171.9; 172.0 (MAX)	131.8	TBD
Total interior volume (cu. ft.)	170.0	131.8	114.8	114.8	229.4; 245.3 (MAX)	131.8	TBD
Cargo volume (cu. ft.)	—	—	12.0	12.0	—	—	—
Cargo capacity (cu. ft.)	90.3 (behind 1st row), 52.0 (behind 2nd row)	52.8 (5½' box)	—	8.2	104.6 (behind 1st row); 121.5 (MAX) (behind 1st row); 57.5 (behind 2nd row); 73.3 (MAX) (behind 2nd row);	52.8 (5½' box); 62.3 (6½' box); 77.4 (8' box)	246.7 (LR Regular); 487.2 (HR Extended-Length)
Fuel tank capacity (gal.)	19.0	26.0	14.0	14.0	23.0; 28.0 (MAX)	26.0 (standard; n/a with 157" WB), 36.0 (optional)	25.0
Maximum payload (lbs.)	1,670	2,030 ²	1,140	TBD	TBD	3,270 ^{2,3,4}	4,530 ⁴

ALL-NEW 2020 POLICE INTERCEPTOR® UTILITY




Police Interceptor Utility. Agate Black. Available and aftermarket upfit equipment.

EXTERIOR COLORS



*Metallic.

INTERIOR COLOR



STANDARD FEATURES

4.2" LCD screen in police instrument cluster and center stack "smart display"
11" space between driver's seat and front-passenger seat for aftermarket consoles
12V powerpoint
75-mph rear-impact-tested¹
Airbags – Driver and front-passenger knee, front-seat side, plus Safety Canopy® System (side-curtain airbags) and rollover sensor
Audio – AM/FM stereo with MP3 capability, Bluetooth® interface, USB port, clock and 4 speakers
Battery – H7 AGM (80-amp-hr/800-CCA)
Brakes – 4-wheel heavy-duty disc with police-calibrated Anti-Lock Brake System (ABS) and police-calibrated high-performance Regenerative Braking System
Built-in steel intrusion plates in both front seat backs
Class III trailer hitch receiver – 5,000-lb. capacity
Column-mounted shifter
Cooling system – Heavy-duty
Cruise control

Dash pass-through for aftermarket wiring
DC/DC converter – 220-amp
Dual-zone electronic automatic temperature control (DEATC)
Easy Fuel® capless fuel filler
Electric power-assisted steering (heavy-duty)
Engine – 3.3L Direct-Injection Hybrid Engine System
Engine-hour meter
Engine-idle meter
Exterior key locks – Driver, front-passenger and liftgate
Fleet ignition keys (4)
Flooring – Heavy-duty vinyl
Ford Telematics with Ford modem and complimentary 2-year trial subscription²
Front-console mounting plate
Full-size spare wheel and tire with Tire Pressure Monitoring System (TPMS; requires programming)
Full-time Intelligent all-wheel drive (AWD)
Glass – Solar-tinted 1st-row; privacy glass 2nd-row and rear cargo area

Headlamps – LED low and high beams
Headlamps – Wig-wag functionality including ping-pong (default), triple-burst, or ping-pong/triple-burst; includes pre-drilled holes for user-installed strobes
Headliner – Easy-to-service
Individual Tire Pressure Monitoring System (TPMS)
Independent front and rear suspensions
Liftgate release switch – Overhead console
Lithium-ion battery pack
Locking glove box
Mirrors – Power sideview, manual foldaway with integrated blind spot mirrors
Personal Safety System™ for driver and front passenger; includes dual-stage front airbags
Power door locks
Power windows with front one-touch-up/-down with disable feature
Powertrain mounts – Heavy-duty
Rear spoiler

Red/white dome light – 1st-row
Scuff plates – Front and rear door-sill
Seat – Front heavy-duty cloth driver's with 6-way power and manual lumbar
Seat – Front heavy-duty cloth passenger
Seat – Rear vinyl 35/30/35 split bench
Steering wheel – Unique with 4 remappable latching switches
Supplemental front-door tethers
Taillamps – LED
Tilt/telescoping steering column
Tires – 255/60R18 BSW all-season
Transmission – 10-speed automatic (police-calibrated)
Two (2) 50-amp battery ground circuits – Power distribution junction block
Universal equipment tray on top of instrument panel
Wheels – Heavy-duty 18" steel
Window – Rear defroster

Rear View Camera with washer (displayed in 4.2" LCD center stack screen)
SOS Post-Crash Alert System™

8-year/100,000-mile Hybrid Unique Component Warranty

STANDARD FORD CO-PILOT360™ TECHNOLOGY

AdvanceTrac® with RSC® (Roll Stability Control™)
Autolamp Automatic On/Off Headlamps

WARRANTIES & POWERTRAIN SERVICE PLAN

3-year/36,000-mile Bumper-to-Bumper Warranty
5-year/100,000-mile Powertrain CARE ESP (zero deductible)

AVAILABLE PACKAGES³

Class III Trailer Tow Lighting Package (52T)
Front Headlamp Lighting Solution (66A)
Interior Upgrade Package (65U)
Police Wire Harness Connector Kit – Front/Rear (67V)
Ready-for-the-Road Package (67H)

Rear Lighting Solution (66C)
Taillamp Lighting Solution (66B)
Taillamp/Police Interceptor housing only (86T)
Ultimate Wiring Package (67U)

AVAILABLE FEATURES

1st- and 2nd-row carpeting
18" full-face wheel covers
100W siren/speaker
Ballistic door panels – Level III+ and Level IV+
Battery – H8 AGM (92-amp-hr/850-CCA)
BLIS® (Blind Spot Information System) with Cross-Traffic Alert
Cargo storage vault
Climate controls – Auxiliary rear air conditioning
Dark Car feature
Daytime running lamps
Engine – 3.0L EcoBoost®
Engine – 3.3L V6 Direct-Injection FFV
Engine block heater
Front-console mounting plate delete
Front Interior Visor Light Bar (LED)
Front Warning Auxiliary Lamps
Glass – Solar-tinted 2nd-row (clear)
Glass – Solar-tinted 2nd- and 3rd-row (clear)
Global lock/unlock feature
Hidden door lock plungers with inoperable rear door controls
Inoperable rear door controls
Keys – Keyed alike
Mirrors – Heated sideview
Mirrors – Sideview with LED side marker lamps
Noise suppression bonds

DIMENSIONS & CAPACITIES⁵

EXTERIOR (in.)	
Length	198.8
Wheelbase	119.1
Width (excluding mirrors/including mirrors)	78.9/89.3
Height (excluding options)	69.4
Cargo area (width/length)	47.9/46.2
Cargo rear opening (height/width at floor)	31.9/47.6
Liftover height (ground to cargo deck)	30.9
Liftgate to ground (when raised)	73.0
Step-in height	18.6
INTERIOR (in.)	
Head room (F/R)	40.7/40.4
Leg room (F/R)	40.9/40.7
Hip room (F/R)	59.3/59.1
Shoulder room (F/R)	61.8/61.3

CAPACITIES		
Passenger volume (cu. ft.)		118.0
Cargo volume (cu. ft.)	Behind 1st row	90.3
	Behind 2nd row	52.0
Total interior volume (cu. ft.)		170.0
Cargo capacity (lbs.)		880
Payload (lbs.)		1,670
GVWR (lbs.)	3.3L V6 Hybrid	6,840
	3.0L EcoBoost	6,500
	3.3L V6 gas	6,465
Max. towing (lbs.)		5,000
Fuel tank (gal.)		19.0
Seating		5

ENGINES

	3.3L V6 Hybrid	3.0L EcoBoost V6	3.3L V6 FFV
Combined System Net Horsepower	318	—	—
Combined System Net Torque (lb.-ft.)	322	—	—
Engine Horsepower (hp @ rpm)	285 @ 6,500	400 @ 5,500 ⁶	285 @ 6,500
Engine Torque (lb.-ft. @ rpm)	260 @ 4,000	415 @ 3,000 ⁶	260 @ 4,000

¹The full-size spare tire secured in the factory location is necessary to achieve police-rated 75-mph rear-impact crash-test performance attributes. ²2-year subscription for Ford Telematics starts on vehicle sale date. Subscription features may be limited. Factors causing this limitation may include, but are not limited to, issues related to cellular coverage carrier outages and carrier network service interruptions. Complimentary service ends after 2 years. ³Visit fleet.ford.com for complete package content. ⁴New for 2020. ⁵Dimensions and capacities shown may vary due to optional features and/or production variability. ⁶Horsepower and torque ratings achieved with 93-octane fuel.

2020 F-150 POLICE RESPONDER[®]




F-150 Police Responder. Agate Black. Available and aftermarket upfit equipment.

EXTERIOR COLORS³



INTERIOR COLORS³



*Metallic.



STANDARD FEATURES

SuperCrew[®] 4x4 with 5.5' box

- 12V powerpoints, front (2)
- Airbags – Front-seat side and Safety Canopy[®] System with side-curtain airbags and rollover sensor
- Alternator – 240-amp
- Audio – AM/FM stereo with 6 speakers
- Brakes – Upgraded power 4-wheel vented disc with Anti-Lock Brake System (ABS)
- Built-in steel intrusion plates in both front seat backs
- Cargo box tie-downs (4)
- Class IV trailer hitch
- Column-mounted shifter
- Electronic shift-on-the-fly (ESOF)
- Engine – 3.5L EcoBoost[®] V6
- Engine-hour meter
- Engine-idle meter
- Flooring – Black vinyl
- FX4 Off-Road Package includes electronic-locking rear axle, Hill Descent Control,[™] off-road-tuned shock absorbers, and skid plates on the fuel tank, transfer case and front differential
- Mirrors – Power sideview
- MyKey[®]
- Perimeter alarm

- Personal Safety System[™] for driver and front passenger with dual-stage front airbags
- Power lug under rear seat
- Power windows and door locks
- Red/white task lighting in overhead console
- Reinforced universal I/P top tray for mounting equipment
- Remote Keyless Entry System
- Seats – Police-grade cloth, 8-way power driver's seat and 4-way manual front-passenger seat with center seat section deleted (40/blank/40 front seats)
- Seat – Front-seat rear map pockets delete
- Seat – Rear vinyl bench
- SecuriLock[®] Passive Anti-Theft System
- Speedometer – Police-calibrated
- SYNC[®] with smart-charging USB port (1)
- Telematics modem¹
- Tire Pressure Monitoring System (TPMS; excludes spare)
- Tires – LT275/65R18 OWL all-terrain
- Transmission – 10-speed SelectShift[®] automatic with selectable drive modes: Normal, Tow/Haul, Snow/Wet, EcoSelect and Sport
- Wheels – 18" 6-spoke machined aluminum with Magnetic-painted pockets

STANDARD FORD CO-PILOT360[™] TECHNOLOGY

- AdvanceTrac[®] with RSC[®] (Roll Stability Control[™]) and Curve Control
- Autolamp Automatic On/Off Headlamps
- Rear View Camera with Dynamic Hitch Assist
- SOS Post-Crash Alert System[™]
- Trailer Sway Control

WARRANTY & POWERTRAIN SERVICE PLAN

- 3-year/36,000-mile Bumper-to-Bumper Warranty
- 5-year/100,000-mile Powertrain CARE ESP (zero deductible)

AVAILABLE PACKAGE²

- Trailer Tow Package (53A)

AVAILABLE FEATURES

- Backup alarm system
- Black platform running boards
- Box side steps
- BoxLink[™] with 4 premium locking cleats
- Bumpers – Chrome, front and rear
- Daytime running lamps – Non-configurable
- Engine block heater
- Fixed rear window with privacy glass and defroster
- Fog lamps
- Integrated trailer brake controller
- LED warning strobes (Amber)
- LED warning strobes (Red/Blue)
- Mirrors – Manual-folding, power, heated sideview with integrated turn signal indicators; LED security approach lamps; LED spotlights; driver's side auto-dimming feature; and black mirror caps

- Mirrors – Manual-folding/-telescoping trailer tow with power, heated glass; integrated turn signal indicators; LED security approach lamps; LED spotlights; and black mirror caps
- Plastic drop-in bedliner
- Pre-Collision Assist with Automatic Emergency Braking (AEB)
- Reverse Sensing System
- Seat – 10-way power front-passenger
- Stowable bed extender
- Stowable loading ramps
- Tailgate step includes step and grab bar
- Tonneau cover – Hard-folding⁵
- Tonneau cover – Soft-folding⁵
- Tough Bed[®] spray-in bedliner

CARGO AREA

CARGO AREA (in.)	5 1/2' Styleside Box
Length at floor	67.1
Width at wheelhouse	50.6
Maximum width inside box	65.2
Volume (cu. ft.)	52.8

DIMENSIONS & CAPACITIES⁶

EXTERIOR (in.)	SuperCrew	INTERIOR (in.)	SuperCrew
Length	231.9	Rear	
Wheelbase	145.0	Head room	40.4
Width (mirrors folded)	83.5	Leg room	43.6
Height	77.2	Hip room	64.7
Approach angle	25.5°	Shoulder room	65.9
Departure angle	26.0°	CAPACITIES	
Ground clearance	9.4	Passenger volume (cu. ft.)	131.8
INTERIOR (in.)		Payload (lbs.)	2,030
Front		GVWR (lbs.)	7,000
Head room	40.8	Standard towing (lbs.)	7,000
Leg room (max.)	43.9	Max. towing (lbs.)	10,700
Hip room	62.5	Fuel tank (gal.)	26.0
Shoulder room	66.7	Seating	5

ENGINE

ENGINE	Transmission	Horsepower (hp @ rpm)	Torque (lb.-ft. @ rpm)
3.5L EcoBoost 4-valve V6	10-speed SelectShift automatic	375 @ 5,000	470 @ 3,500

F-150 Police Responder was designed and developed to meet the same federal fuel system crash standards as retail vehicles and other manufacturers' police vehicles. Ford Police Interceptors are the only vehicles on the market designed for the 75-mph rear-impact crash test.

¹Allows data to be provided to support Ford Telematics and Data Services via optional subscription, including but not limited to vehicle location, speed, idle time, fuel, vehicle diagnostics and maintenance alerts. Device enables optional telematics services through Ford or authorized providers via paid subscription. Subscribe at <https://www.commercialsolutions.ford.com> or call 1-833-811-FORD (3673). ²Visit fleet.ford.com for complete package content. ³Available on select series. Restrictions may apply. See your dealer for details. ⁴New for 2020. ⁵Ford Licensed Accessory. ⁶Dimensions and capacities shown may vary due to optional features and/or production variability.

2020 POLICE RESPONDER[®] HYBRID SEDAN




Police Responder Hybrid Sedan. Agate Black. Available and aftermarket upfit equipment.

EXTERIOR COLORS



*Metallic.

INTERIOR COLOR



STANDARD FEATURES

- 12V powerpoint and USB port
- Airbags – Driver and front-passenger knee, front-seat side and side-curtain
- Alternator – 165-amp
- Audio – AM/FM stereo with 6 speakers
- Auxiliary power distribution box in trunk, plus rear power lug
- Battery – Lithium-ion
- Brakes – Police-tuned Regenerative Braking System
- Brakes – Power-assisted, 4-wheel disc with Anti-Lock Brake System (ABS), and 17" twin-piston calipers and rotors (police-calibrated)
- Built-in steel intrusion plates in both front seat backs
- Control circuits for grille lights, siren and speaker
- Cruise control
- Dual-zone electronic automatic temperature control
- Easy Fuel[®] capless fuel filler
- Engine – 2.0L iVCT Atkinson-cycle I-4 HEV with permanent-magnet AC-synchronous electric motor
- Engine-hour meter
- Engine oil cooler
- Flooring – Heavy-duty vinyl
- Front-console mounting plate
- Front-wheel drive (FWD)
- Glass – Solar-tinted
- Headlamps – Halogen
- Heavy-duty front-door tether straps
- Individual Tire Pressure Monitoring System (TPMS)
- Locking glove box

- Mirrors – Power sideview, manual foldaway with integrated blind spot mirrors
- MyKey[®]
- Perimeter alarm
- Personal Safety System[™] for driver and front passenger with dual-stage front airbags
- Police Engine Idle Feature
- Power door locks
- Power windows with one-touch-up/-down
- Push-button start
- Rear-window defroster
- Remote Keyless Entry System with 4 fobs
- Rotary gear shift dial
- Seat – Front heavy-duty cloth, 6-way manual driver's seat
- Seat – Front heavy-duty cloth, 4-way manual passenger
- Seat – Rear vinyl bench
- SecuriLock[®] Passive Anti-Theft System
- Scuff plates – Front door-sill
- SYNC[®]
- Taillamps – LED
- Tire Inflator and Sealant Kit
- Tires – P235/50R17 BSW all-season
- Transmission – Electronically controlled continuously variable (eCVT)
- Trunk Pack[™] – Divided storage insert below load floor
- Underbody deflector plate
- Universal equipment tray on top of instrument panel
- Wheels – 17" steel with cover

STANDARD FORD CO-PILOT360[™] TECHNOLOGY

- AdvanceTrac[®] electronic stability control
- Rear View Camera
- SOS Post-Crash Alert System[™]

WARRANTIES & POWERTRAIN SERVICE PLAN

- 3-year/36,000-mile Bumper-to-Bumper Warranty
- 5-year/100,000-mile Powertrain CARE ESP (zero deductible)
- 8-year/100,000-mile Hybrid Unique Component Warranty

AVAILABLE PACKAGES³

- Front Headlamp Lighting Solution (14A)
- Front Marker Prep Bezel/Panel Housing (18G)
- Police Wire Harness Connector Kit – Front (54E)/Rear (62B)
- Ready-for-the-Road Package (20D)

AVAILABLE FEATURES

- 100W siren/speaker
- Ballistic door panels (Level IIIa) – Driver's door
- Ballistic door panels (Level IIIa) – Driver and front-passenger doors
- Dark car feature
- Daytime running lamps
- Engine block heater
- Front-console mounting plate delete
- Inoperable rear door controls
- Mirrors – Sideview with LED side marker lamps
- Noise suppression bonds
- Rear-console mounting plate

- Rear Lighting Solution (51C)
- Taillamp Lighting Solution (52D)
- Ultimate Wiring Package (20E)

- Rear View Camera (viewable in electrochromic rearview mirror); no-charge option
- Rear-window power disable (operable from driver's door switch)
- Reverse Sensing System
- Seat – Rear heavy-duty cloth
- Spot lamp, branded – Driver's side
- Spot lamp, LED – Driver's side
- Trunk circulation fan
- Trunk storage vault
- Vinyl wrap – Front and rear doors
- Vinyl wrap – Front doors
- Vinyl wrap – Roof

DIMENSIONS & CAPACITIES⁴

EXTERIOR (in.)	
Length	191.8
Wheelbase	112.2
Width (mirrors folded)	75.2
Height	58.0
INTERIOR (in.)	
Front	
Head room	39.2
Leg room (max.)	44.3
Hip room	55.0
Shoulder room	57.8

INTERIOR (in.)	
Rear	
Head room	37.8
Leg room	38.3
Hip room	54.4
Shoulder room	56.9
CAPACITIES	
Passenger volume (cu. ft.)	102.8
Cargo volume (cu. ft.)	12.0
Total interior volume (cu. ft.)	114.8
Fuel tank (gal.)	14.0
Seating	5

ENGINE⁵

Combined System Net Horsepower	188
2.0L iVCT Atkinson-cycle I-4 HEV engine	
Horsepower (hp @ rpm)	141 @ 6,000
Torque (lb.-ft. @ rpm)	129 @ 4,000

EPA-ESTIMATED RATINGS^{5,6}

2.0L iVCT Atkinson-cycle I-4 HEV engine	40 city/36 hwy/38 combined mpg
-----------------------------------------	--------------------------------

Police Responder Hybrid Sedan was designed and developed to meet the same federal fuel system crash standards as retail vehicles and other manufacturers' police vehicles. Police Responder Hybrid Sedan does not have the size or heavy structure necessary to meet the 75-mph rear-impact crash test. Ford Police Interceptors are the only vehicles on the market designed for the 75-mph rear-impact crash test.

¹Additional charge. ²New for 2020. ³Visit fleet.ford.com for complete package content. ⁴Dimensions and capacities shown may vary due to optional features and/or production variability. ⁵Based on 2019 model-year ratings. ⁶EPA-estimated rating of 40 city/36 hwy/38 combined mpg. Actual mileage will vary.

2020 SPECIAL SERVICE PLUG-IN HYBRID SEDAN



Special Service Plug-in Hybrid Sedan. Shadow Black. Available and aftermarket upfit equipment.

SPECIAL SERVICE PLUG-IN HYBRID SEDAN¹

- 3.3-kW onboard charger
- 7.6-kWh lithium-ion battery
- Capable of driving up to 85 mph in all-electric mode
- Charge in about 2.5 hours using the available 240V (Level 2) charge cord, or charge in approximately 7 hours with the standard 120V (Level 1) convenience charge cord
- Engine – 2.0L Atkinson-cycle I-4 engine mated to an electronically controlled continuously variable transmission (eCVT) with rotary gear shift dial
- External charge port and light ring
- Police-purposed interior with a variety of police-purposed features and packages available

2020 F-150 SSV



F-150 SSV XL SuperCrew[®] 4x4. Agate Black. Available and aftermarket upfit equipment.

SPECIAL SERVICE VEHICLE (SSV) PACKAGE¹ (66S)

- Available on XL SuperCab and SuperCrew only.
- Alternator – 240-amp
- Column-mounted shifter
- Engine – 5.0L Ti-VCT V8 FFV or 3.5L EcoBoost V6
- Flooring – Vinyl
- Seats – Cloth 40/blank/40 front (SG) with center-seat section deleted (restraint control module cover provided)
- Seat – Vinyl rear bench



2020 EXPEDITION/ MAX SSV



Expedition SSV. Agate Black. Available and aftermarket upfit equipment.

SPECIAL SERVICE VEHICLE (SSV) PACKAGE¹ (102A)

- Available on XL only.
- 3.73 electronic limited-slip differential (eLSD)
- 3rd-row storage bins
- Column-mounted shifter
- Engine – 3.5L EcoBoost[®] V6
- Flooring – Vinyl
- Running boards delete
- Seats – Vinyl 2nd-row
- Skid plates (4x4)
- Tires – 265/70R17 OWL all-terrain
- Wheels – 17" steel

2020 TRANSIT PTV



Transit 250 PTV MR LWB Cargo Van. Shadow Black. Available and aftermarket upfit equipment.

PRISONER TRANSPORT VEHICLE (PTV)¹

- 3 powertrains² (including EcoBoost, flex fuel and diesel options)
- Built Ford Tough[®] RWD lineup can be compartmentalized and customized with heating/cooling, lighting, surveillance cameras and more³
- CNG/Propane Gaseous Engine Prep Package conversion⁴ available for 3.5L EcoBoost V6 (available AWD)
- Maximum payload rating of up to 4,530 lbs.^{2,5}
- Unibody construction with choice of 3 roof heights⁴ and 3 lengths⁴



ALL IMPRESSIONS MATTER

Make your mark – and let your clients know you mean business – by showing up in the remarkable all-new 2020 Lincoln Aviator 3-row large premium SUV. It takes thoughtful luxury to new heights and features the confidence-rousing benefits of Lincoln Co-Pilot360™ technology. No matter your preferred Lincoln, you'll create a lasting impact, time after time.

Placing an emphasis on luxury, every Lincoln conveys elegance, power and serenity. Subtle beauty is discovered again and again in the thoughtful, exquisite details. These all-important facets help set Lincoln apart, as do first-rate fleet programs and incentives; savor a host of impressive benefits geared toward helping your organization prosper.

On certain Lincoln vehicles, distinguish yourself all the more with Lincoln Black Label,¹ which brings together superior design and premium service through a curated collection of interior themes and a host of exclusive membership privileges. It's luxury exemplified, inside and out.

True luxury begins, rather than ends, with your Lincoln acquisition, keeping you moving forward when you're not behind the wheel. The Lincoln Way™ is the unique design, experiences and services that help put Lincoln owners on a smooth path – both behind the wheel and out in the world. Who said business and pleasure can't mix?



MKC. White Platinum Metallic Tri-coat. Available equipment.



	LINCOLN MKZ	LINCOLN MKZ HYBRID	LINCOLN CONTINENTAL	LINCOLN CORSAIR	LINCOLN NAUTILUS	LINCOLN AVIATOR	LINCOLN NAVIGATOR/L
Engines Horsepower (hp @ rpm) ¹ Torque (lb.-ft. @ rpm) ¹	Turbocharged 2.0-liter I-4 245 @ 5,500 ³ 275 @ 2,750 ³ (Standard) Twin-Turbocharged 3.0-liter V6 350 (400 for AWD) @ 5,500 ³ 400 @ 2,750 ³ (Available)	2.0-liter iVCT Atkinson-cycle I-4 HEV 188 combined system horsepower 129 lb.-ft. of gas engine torque (Standard)	3.7-liter Ti-VCT V6 305 @ 6,500 280 @ 4,000 (Standard) Twin-Turbocharged 2.7-liter V6 335 @ 5,700 ³ 380 @ 3,500 ³ (Available) Twin-Turbocharged 3.0-liter V6 400 @ 5,750 ³ 400 @ 2,750 ³ (Available)	Turbocharged 2.0-liter I-4 TBD @ TBD ³ TBD @ TBD ³ (Standard) Turbocharged 2.3-liter I-4 TBD @ TBD ³ TBD @ TBD ³ (Available)	Turbocharged 2.0-liter I-4 250 @ 5,500 ³ 280 @ 3,000 ³ (Standard) Twin-Turbocharged 2.7-liter V6 335 @ 5,500 ³ 380 @ 3,250 ³ (Available)	Twin-Turbocharged 3.0-liter V6 400 @ 5,500 ³ 415 @ 3,000 ³ (Standard) Grand Touring Hybrid 3.0-liter V6 TBD TBD (Available)	Twin-Turbocharged 3.5-liter V6 450 @ 5,500 ³ 510 @ 3,000 ³ (Standard)
Transmission	6-speed SelectShift [®] automatic	Electronically controlled continuously variable (eCVT)	6-speed SelectShift automatic	8-speed SelectShift automatic	8-speed SelectShift automatic	10-speed SelectShift automatic	10-speed SelectShift automatic
Drivetrain	FWD/AWD	FWD	FWD/AWD	FWD/AWD	FWD/AWD	RWD/AWD	RWD/4WD
Braking system	4-wheel disc with Anti-Lock Brake System (ABS)	4-wheel disc with Anti-Lock Brake System (ABS) and Regenerative Braking System	4-wheel disc with Anti-Lock Brake System (ABS)	4-wheel disc with Anti-Lock Brake System (ABS)	4-wheel disc with Anti-Lock Brake System (ABS)	4-wheel disc with Anti-Lock Brake System (ABS)	4-wheel disc Anti-Lock Brake System (ABS)
Airbags	Dual-stage front, driver and front-passenger knee, front-seat side and side-curtain	Dual-stage front, driver and front-passenger knee, front-seat side and side-curtain	Dual-stage front, driver's knee, glove-box-door-integrated knee, front-seat side and side-curtain	Dual-stage front, driver's knee, glove-box-door-integrated knee, front-seat side and Safety Canopy [®] System	Dual-stage front, driver's knee, glove-box-door-integrated knee, front-seat side and Safety Canopy System	Dual-stage front, driver's knee, glove-box-door-integrated knee, front-seat side and Safety Canopy System	Dual-stage front, front-seat side and Safety Canopy System
Length (in.)	193.9	193.9	201.4	180.6	190.0	199.3	210.0; 221.9 L
Wheelbase (in.)	112.2	112.2	117.9	106.7	112.2	119.1	122.5; 131.6 L
Height (in.)	58.1	58.1	58.5	64.1	66.2	69.8	76.4 (4x2); 76.3 (4x4); 76.2 (4x2) L; 76.1 (4x4) L
Seating capacity	5	5	5	5	5	6, 7	7, 8
Track (in.) (F/R)	62.3/62.0	62.3/62.0	63.2/64.1	62.6/63.4	64.8/64.7	66.9/66.9	TBD
Head room (in.) (F/R)	37.9/36.6	37.9/36.6	39.3/37.7	39.5/38.7	39.9/39.2	41.5 (max.)/39.7 (36.9, 3rd row)	41.8 (max.)/40.0 (37.3, 3rd row); 41.8 (max.)/40.0 (37.4, 3rd row) L
Leg room (in.) (F/R)	44.3 (max.)/37.0	44.3 (max.)/37.0	44.4 (max.)/41.3	43.2 (max.)/38.6	42.8 (max.)/39.6	43.0 (max.)/40.1 (29.2, 3rd row)	43.9 (max.)/41.1 (36.1, 3rd row)
Hip room (in.) (F/R)	55.1/53.8	55.1/53.8	55.9/54.8	55.6/50.8	56.4/55.6	58.5/58.3 (40.9, 3rd row)	61.9/61.6 (51.4, 3rd row)
Shoulder room (in.) (F/R)	57.7/55.3	57.7/55.3	58.3/55.9	57.1/56.3	58.9/59.0	61.5/61.3 (54.0, 3rd row)	65.2/65.1 (64.2, 3rd row); 65.2/65.1 (64.3, 3rd row) L
Passenger volume (cu. ft.)	96.6	96.6	106.4	102.5	108.3	144.7	172.0; 172.1 L
Cargo volume (cu. ft.) (behind 1st row/2nd row)	15.4	11.1	16.7	57.6/27.6 (34.0 max.)	68.8/37.2	77.7/41.8 (18.3, 3rd row) ⁴	103.3/57.5 (19.3, 3rd row); 120.2/73.3 (34.3, 3rd row) L
Fuel tank capacity (gal.)	2.0-liter 16.5 (FWD); 18.0 (AWD) 3.0-liter 16.5 (FWD); 18.0 (AWD)	14.0	18.0	16.2	18.0	21.4	23.0; 27.0 L
Base curb weight (lbs.) ¹	2.0-liter 3,749 (FWD); 3,906 (AWD) 3.0-liter 4,037 (FWD); 4,217 (AWD)	3,859	4,224	2.0-liter 3,691 (FWD); 3,851 (AWD) 2.3-liter 3,861 (AWD)	2.0-liter TBD (FWD); TBD (AWD) 2.7-liter TBD (FWD); TBD (AWD)	4,764 (RWD); 4,897 (AWD); 5,678 (AWD) Grand Touring	TBD
Trailer towing (max. lbs.) ²	—	—	—	—	3,500	6,700/6,700 (RWD/AWD); 5,600 (AWD) Grand Touring	8,600/8,300 ¹ ; 8,400/8,100 ¹ L

2020 MKZ
Luxury Midsize Sedan Class¹



MKZ, White Platinum Metallic Tri-coat. Available equipment.

EXTERIOR COLORS⁴



INTERIOR COLORS⁴



STANDARD FEATURES

MKZ Equipment Group 100A

12V powerpoints (4)	MyKey [®]
Adaptive HID headlamps with LED signature lighting	Personal Safety System™ for driver and front passenger with dual-stage front airbags
Airbags – Driver and front-passenger knee, front-seat side and side-curtain	Power windows with one-touch-up/down
Audio – SiriusXM [®] with 6-month All Access trial subscription	Push-button shift
Easy Fuel [®] capless fuel filler	Remote Start System
Engine – Turbocharged 2.0-liter I-4	Seats – 10-way power with Lincoln Soft Touch, heated driver and front-passenger, with power lumbar and driver's side memory feature
Front-wheel drive (FWD)	SecuriCode™ invisible keypad
Individual Tire Pressure Monitoring System (TPMS; excludes spare)	SecuriLock [®] Passive Anti-Theft System
Intelligent Access with push-button start	Sonata Spin appliques on doors and instrument cluster
Lincoln Connect™ ² with 4G LTE Wi-Fi hotspot enables Lincoln Way™ app ³ features when activated	Steering wheel-mounted controls for cruise, audio and SYNC [®] 3
Lincoln Drive Control featuring Adaptive Suspension, Electric Power-Assisted Steering (EPAS) and Active Noise Control	SYNC 3 with 8" LCD capacitive touchscreen with AppLink, [®] 911 Assist [®] and 2 smart-charging USB ports
Lincoln Experiences	Traction control
Mirrors – Body-color, power, manual folding, heated sideview with memory and integrated LED turn signal indicators	Transmission – 6-speed SelectShift [®] automatic with paddle activation

STANDARD LINCOLN CO-PILOT³⁶⁰™ TECHNOLOGY

Adaptive Cruise Control with Stop-and-Go
AdvanceTrac [®] Electronic Stability Control
Autolamp Automatic On/Off Headlamps
Lincoln Co-Pilot360 – Automatic High-Beam Headlamps • Blind Spot Detection with Cross-Traffic Alert • Lane-Keeping System (includes Lane-Keeping Assist, Lane-Keeping Alert and Driver Alert) • Pre-Collision Assist with Automatic Emergency Braking (AEB) (includes Pedestrian Detection, Forward Collision Warning and Dynamic Brake Support) • Rear View Camera
Rain-Sensing Windshield Wipers
Reverse Sensing System
SOS Post-Crash Alert System™

AVAILABLE FEATURES

Engine block heater	Revel Ultima Audio System with 20 speakers; includes HD Radio Technology
Engine – Twin-Turbocharged 3.0-liter V6	Seats – Multicontour front with Active Motion [®]
Fully retractable panoramic roof	Single-panel moonroof
Intelligent all-wheel drive (AWD)	
Revel [®] Audio System with 14 speakers and a single-CD player; includes HD Radio™ Technology	

AVAILABLE PACKAGES⁷

Convenience Package (63C)	Magnetic Package (200A)
Elements Package (63D)	Monochromatic Package (only with Infinite Black Metallic or White Platinum Metallic Tri-coat) (53J)
Luxury Package (47B)	

DIMENSIONS & CAPACITIES

EXTERIOR (in.)		INTERIOR (in.)	
Length	193.9	Rear	
Wheelbase	112.2	Head room	36.6
Width – Mirrors folded	75.1	Leg room	37.0
Height	58.1	Hip room	53.8
		Shoulder room	55.3
INTERIOR (in.)		CAPACITIES (cu. ft.)	
Front		Passenger volume	96.6
Head room	37.9	Cargo volume	15.4
Leg room (max.)	44.3	Fuel (gal.)	2.0L/3.0L (FWD) 16.5/16.5
Hip room	55.1		2.0L/3.0L (AWD) 18.0/18.0
Shoulder room	57.7	Seating	5

ENGINES⁸

	Turbocharged 2.0-liter I-4	Twin-Turbocharged 3.0-liter V6
Horsepower (hp @ rpm)	245 @ 5,500 ⁹	350 (400 for AWD) @ 5,500 ⁹
Torque (lb.-ft. @ rpm)	275 @ 2,750 ⁹	400 @ 2,750 ⁹

EPA-ESTIMATED RATINGS^{8,10}

	Turbocharged 2.0-liter I-4	Twin-Turbocharged 3.0-liter V6
FWD	20 city/31 hwy/24 combined mpg	18 city/27 hwy/21 combined mpg
AWD	20 city/29 hwy/23 combined mpg	17 city/26 hwy/20 combined mpg

¹Based on Lincoln segmentation. ²Lincoln Connect is required for certain remote features. Service includes a complimentary 5-year trial for remote features, excluding Wi-Fi hotspot, that starts with vehicle sales date (after which, fees apply). Connected service and related feature functionality is subject to compatible AT&T network availability. Evolving technology/cellular networks may affect functionality and availability, or continued provision of some features, prohibiting them from functioning. Certain restrictions, 3rd-party terms or message/data rates may apply. ³Lincoln Way, compatible with select smartphone platforms, is available via a download. Message and data rates may apply. ⁴Available on select series. Restrictions may apply. See your dealer for details. ⁵Additional charge. ⁶New for 2020. ⁷Visit lincoln.com/fleet for complete package content. ⁸Based on 2019 model-year ratings. ⁹Horsepower and torque ratings achieved with 93-octane fuel. ¹⁰Actual mileage will vary.

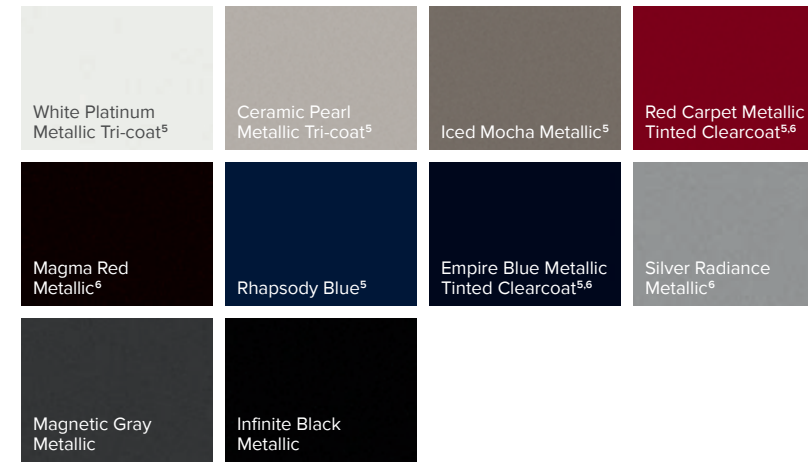
2020 MKZ HYBRID

Luxury Midsize Hybrid Sedan Class¹



MKZ Hybrid. Magnetic Gray Metallic. Available equipment.

EXTERIOR COLORS⁴



INTERIOR COLORS⁴



STANDARD FEATURES

MKZ Hybrid Equipment Group 400A

12V powerpoints (4)	Lithium-ion battery pack
Adaptive HID headlamps with LED signature lighting	Mirrors – Body-color, power, manual folding, heated sideview with memory and integrated LED turn signal indicators
Airbags – Driver and front-passenger knee, front-seat side and side-curtain	MyKey [®]
Audio – SiriusXM [®] with 6-month All Access trial subscription	Personal Safety System [™] for driver and front passenger with dual-stage front airbags
Brakes – Regenerative Braking System	Push-button shift
Easy Fuel [®] capless fuel filler	Remote Start System
Electronic parking brake	Seats – 10-way power, heated driver and front-passenger, with power lumbar and driver's side memory feature
Engine – 2.0-liter iVCT Atkinson-cycle I-4 HEV with permanent-magnet AC-synchronous electric motor	SecuriCode [™] invisible keypad
Front-wheel drive (FWD)	SecuriLock [®] Passive Anti-Theft System
Individual Tire Pressure Monitoring System (TPMS; excludes spare)	Sonata Spin appliqué on doors and instrument cluster
Intelligent Access with push-button start	Steering wheel-mounted controls for cruise, audio and SYNC [®] 3
Lincoln Connect ^{™2} with 4G LTE Wi-Fi hotspot enables Lincoln Way [™] app ³ features when activated	SYNC 3 with 8" LCD capacitive touchscreen with AppLink [®] , 911 Assist [®] and 2 smart-charging USB ports
Lincoln Drive Control featuring Adaptive Suspension, Electric Power-Assisted Steering (EPAS) and Active Noise Control	Transmission – Electronically controlled continuously variable (eCVT)
Lincoln Experiences	

STANDARD LINCOLN CO-PILOT³⁶⁰™ TECHNOLOGY

Adaptive Cruise Control with Stop-and-Go
AdvanceTrac [®] Electronic Stability Control
Autolamp Automatic On/Off Headlamps
Lincoln Co-Pilot360 – Automatic High-Beam Headlamps • Blind Spot Detection with Cross-Traffic Alert • Lane-Keeping System (includes Lane-Keeping Assist, Lane-Keeping Alert and Driver Alert) • Pre-Collision Assist with Automatic Emergency Braking (AEB) (includes Pedestrian Detection, Forward Collision Warning and Dynamic Brake Support) • Rear View Camera
Rain-Sensing Windshield Wipers
Reverse Sensing System
SOS Post-Crash Alert System [™]

AVAILABLE FEATURES

110V power outlet	Revel Ultima Audio System with 20 speakers; includes HD Radio Technology
Engine block heater	
Fully retractable panoramic roof	Seats – Multicontour front with Active Motion [®]
Revel [®] Audio System with 14 speakers and a single-CD player; includes HD Radio [™] Technology	Single-panel moonroof

AVAILABLE EQUIPMENT GROUP & PACKAGES⁷

Convenience Package (63C)	Luxury Package (47B)
Elements Package (63D)	Monochromatic Package (only with Infinite Black Metallic or White Platinum Metallic Tri-coat) (53J)
Hybrid Reserve Equipment Group (500A)	

DIMENSIONS & CAPACITIES

EXTERIOR (in.)		INTERIOR (in.)	
Length	193.9	Rear	
Wheelbase	112.2	Head room	36.6
Width – Mirrors folded	75.1	Leg room	37.0
Height	58.1	Hip room	53.8
		Shoulder room	55.3
INTERIOR (in.)		CAPACITIES (cu. ft.)	
Front		Passenger volume	96.6
Head room	37.9	Cargo volume	11.1
Leg room (max.)	44.3	Fuel (gal.)	14.0
Hip room	55.1	Seating	5
Shoulder room	57.7		

ENGINE⁸

Combined System Horsepower	188
2.0-liter iVCT Atkinson-cycle I-4 HEV	
Horsepower (hp @ rpm)	188 combined system hp
Torque (lb.-ft. @ rpm)	129 @ 4,000

EPA-ESTIMATED RATINGS^{8,9}

2.0-liter iVCT Atkinson-cycle I-4 HEV	42 city/39 hwy/41 combined mpg
---------------------------------------	--------------------------------

¹Based on Lincoln segmentation. ²Lincoln Connect is required for certain remote features. Service includes a complimentary 5-year trial for remote features, excluding Wi-Fi hotspot, that starts with vehicle sales date (after which, fees apply). Connected service and related feature functionality is subject to compatible AT&T network availability. Evolving technology/cellular networks may affect functionality and availability, or continued provision of some features, prohibiting them from functioning. Certain restrictions, 3rd-party terms or message/data rates may apply. ³Lincoln Way, compatible with select smartphone platforms, is available via a download. Message and data rates may apply. ⁴Available on select series. Restrictions may apply. See your dealer for details. ⁵Additional charge. ⁶New for 2020. ⁷Visit lincoln.com/fleet for complete package content. ⁸Based on 2019 model-year ratings. ⁹Actual mileage will vary.


2020 CONTINENTAL

Luxury Full-Size Sedan Class¹




Continental. Rhapsody Blue. Available equipment.

EXTERIOR COLORS⁴



INTERIOR COLORS⁴



STANDARD FEATURES

Continental Equipment Group 100A

12V powerpoints (3)	Lincoln Experiences
Adaptive bi-functional HID headlamps with LED daytime running lamps	Mirrors – Body-color, power, power-folding, heated sideview with security approach lamps, memory and auto-dimming driver's side
Airbags – Driver's knee, glove-box-door-integrated knee, front-seat side and side-curtain	MyKey [®]
Audio – SiriusXM [®] with 6-month All Access trial subscription	Personal Safety System [™] for driver and front passenger with dual-stage front airbags
Auto Hold	Remote Start System
Dual-zone electronic automatic temperature control	Seats – Comfort 10-way power, heated driver and front-passenger, with power lumbar and driver's side memory feature
Easy Fuel [®] capless fuel filler	SecuriCode [™] invisible keypad
Engine – 3.7-liter Ti-VCT V6	SecuriLock [®] Passive Anti-Theft System
Front-wheel drive (FWD)	Steering wheel-mounted controls for cruise, audio and SYNC [®] 3
Individual Tire Pressure Monitoring System (TPMS; excludes spare)	SYNC 3 with 8" LCD capacitive touchscreen with AppLink [®] , 911 Assist [®] and 2 smart-charging USB ports
Intelligent Access with push-button start	Transmission – 6-speed SelectShift [®] automatic with paddle activation
Lincoln Connect [™] 2 with 4G LTE Wi-Fi hotspot enables Lincoln Way [™] app ³ features when activated	
Lincoln Drive Control featuring Adaptive Suspension	

STANDARD LINCOLN CO-PILOT360[™] TECHNOLOGY

Adaptive Cruise Control with Stop-and-Go
Adaptive Steering
AdvanceTrac [®] Electronic Stability Control
Forward and Reverse Sensing System
Hill Start Assist
Lincoln Co-Pilot360 – Automatic High-Beam Headlamps • Blind Spot Detection with Cross-Traffic Alert • Lane-Keeping System (includes Lane-Keeping Assist, Lane-Keeping Alert and Driver Alert) • Pre-Collision Assist with Automatic Emergency Braking (AEB) (includes Pedestrian Detection, Forward Collision Warning and Dynamic Brake Support) • Rear View Camera
SOS Post-Crash Alert System [™]

AVAILABLE FEATURES

360-Degree Camera	Intelligent all-wheel drive (AWD)
Engine block heater	Revel [®] Audio System with 13 speakers
Engine – Twin-Turbocharged 2.7-liter V6	Revel Ultima Audio System with 19 speakers
Engine – Twin-Turbocharged 3.0-liter V6	Seats – Perfect Position 30-way power front with Active Motion [®]
Head-up display	Twin-panel moonroof with power sunshade

AVAILABLE EQUIPMENT GROUP & PACKAGES⁷

Convenience Package (62C)	Rear-Seat Amenities Package (61R)
Elements Package (66D)	Reserve Equipment Group (300A)
Livery Package (500A)	Reserve Luxury Package (17L)
Premium Package (61P)	Reserve Monochromatic Package (62A)

DIMENSIONS & CAPACITIES

EXTERIOR (in.)		INTERIOR (in.)	
Length	201.4	Rear	
Wheelbase	117.9	Head room	37.7
Width – Mirrors folded	78.1	Leg room	41.3
Height	58.5	Hip room	54.8
		Shoulder room	55.9
INTERIOR (in.)		CAPACITIES (cu. ft.)	
Front		Passenger volume	106.4
Head room	39.3	Cargo volume	16.7
Leg room (max.)	44.4	Total interior volume	123.1
Hip room	55.9	Fuel (gal.)	18.0
Shoulder room	58.3	Seating	5

ENGINES⁸

	3.7-liter Ti-VCT V6	Twin-Turbocharged 2.7-liter V6	Twin-Turbocharged 3.0-liter V6
Horsepower (hp @ rpm)	305 @ 6,500	335 @ 5,700 ⁹	400 @ 5,750 ⁹
Torque (lb.-ft. @ rpm)	280 @ 4,000	380 @ 3,500 ⁹	400 @ 2,750 ⁹

EPA-ESTIMATED RATINGS^{8,10}

	3.7-liter Ti-VCT V6	Twin-Turbocharged 2.7-liter V6	Twin-Turbocharged 3.0-liter V6
FWD	17 city/26 hwy/20 combined mpg	18 city/27 hwy/21 combined mpg	—
AWD	16 city/24 hwy/19 combined mpg	17 city/25 hwy/20 combined mpg	16 city/24 hwy/19 combined mpg

¹Based on Lincoln segmentation. ²Lincoln Connect is required for certain remote features. Service includes a complimentary 5-year trial for remote features, excluding Wi-Fi hotspot, that starts with vehicle sales date (after which, fees apply). Connected service and related feature functionality is subject to compatible AT&T network availability. Evolving technology/cellular networks may affect functionality and availability, or continued provision of some features, prohibiting them from functioning. Certain restrictions, 3rd-party terms or message/data rates may apply. ³Lincoln Way, compatible with select smartphone platforms, is available via a download. Message and data rates may apply. ⁴Available on select series. Restrictions may apply. See your dealer for details. ⁵Additional charge. ⁶New for 2020. ⁷Visit lincoln.com/fleet for complete package content. ⁸Based on 2019 model-year ratings. ⁹Horsepower and torque ratings achieved with 93-octane fuel. ¹⁰Actual mileage will vary.

ALL-NEW 2020 CORSAIR

Luxury Small Utility Class¹



Corsair. Flight Blue Clearcoat. Available equipment. Preproduction model shown.

EXTERIOR COLORS⁴



INTERIOR COLORS⁴



STANDARD FEATURES

Corsair Equipment Group 100A

12V powerpoints (2)	MyKey [®]
Active noise control	Perimeter alarm
Airbags – Driver's knee, glove-box-door-integrated knee, front-seat side, rear outboard side-impact and Safety Canopy [®] System with side-curtain airbags and rollover sensor	Personal Safety System [™] for driver and front passenger with dual-stage front airbags
Audio – SiriusXM [®] with 6-month All Access trial subscription	Piano key shifter
Easy Fuel [®] capless fuel filler	Power liftgate
Electric parking brake	Power windows with one-touch-up/-down
Engine – Turbocharged 2.0-liter I-4	Rear privacy glass
Front-wheel drive (FWD)	Remote Start System
Intelligent Access with push-button start	Seats – Comfort 10-way power, heated front with power lumbar and driver's side memory feature
LED headlamps with LED signature lamps and autolamp automatic on/off feature	SecuriCode [™] invisible keypad
Lincoln Connect ^{™2} with 4G LTE Wi-Fi hotspot enables Lincoln Way [™] app ³ features when activated	SecuriLock [®] Passive Anti-Theft System
Manual tilt/telescoping steering column	SYNC [®] 3 with 8" LCD capacitive touchscreen with AppLink [®] , 911 Assist [®] and 2 smart-charging USB ports
Mirrors – Power, heated sideview with memory and Lincoln logo welcome mat	Tire Pressure Monitoring System (TPMS; excludes spare)
	Transmission – 8-speed SelectShift [®] automatic

STANDARD LINCOLN CO-PILOT360[™] TECHNOLOGY

AdvanceTrac [®] with RSC [®] (Roll Stability Control [™])
Hill Start Assist
Lincoln Co-Pilot360 – Automatic High-Beam Headlamps • Blind Spot Detection with Cross-Traffic Alert • Lane-Keeping System (includes Lane-Keeping Assist, Lane-Keeping Alert and Driver Alert) • Pre-Collision Assist with Automatic Emergency Braking (AEB) (includes Pedestrian Detection, Forward Collision Warning and Dynamic Brake Support) • Rear View Camera
Reverse Sensing System
SOS Post-Crash Alert System [™]

AVAILABLE FEATURES

Adaptive suspension	Head-up display
All-weather floor liners	Intelligent all-wheel drive (AWD)
Cargo area protector	Power panoramic Vista Roof [®] with power sunshade
Engine – Turbocharged 2.3-liter I-4	Removable package tray
Engine block heater	
Hands-free liftgate	

AVAILABLE EQUIPMENT GROUP & PACKAGES⁷

Beyond Blue Interior Package (50B)	Premium Package (66P)
Convenience Package (66C)	Reserve Appearance Package (66K)
Elements Package (67I)	Reserve Equipment Group (200A, 201A, 202A)
Lincoln Co-Pilot360 [™] Plus Package (67B)	Technology Package (66B)

DIMENSIONS & CAPACITIES

EXTERIOR (in.)		INTERIOR (in.)	
Length	180.6	Rear	
Wheelbase	106.7	Head room	38.7
Width – Mirrors folded	76.2	Leg room	38.6
Height	64.1	Hip room	50.8
		Shoulder room	56.3
INTERIOR (in.)		CAPACITIES (cu. ft.)	
Front		Passenger volume	102.5
Head room	39.5	Cargo volume	Behind front row 57.6
Leg room (max.)	43.2		Behind rear row 27.6 (34.0 max.)
Hip room	55.6	Fuel (gal.)	16.2
Shoulder room	57.1	Seating	5

ENGINES

Turbocharged 2.0-liter I-4
Turbocharged 2.3-liter I-4

¹Based on Lincoln segmentation. ²Lincoln Connect is required for certain remote features. Service includes a complimentary 5-year trial for remote features, excluding Wi-Fi hotspot, that starts with vehicle sales date (after which, fees apply). Connected service and related feature functionality is subject to compatible AT&T network availability. Evolving technology/cellular networks may affect functionality and availability, or continued provision of some features, prohibiting them from functioning. Certain restrictions, 3rd-party terms or message/data rates may apply. ³Lincoln Way, compatible with select smartphone platforms, is available via a download. Message and data rates may apply. ⁴Available on select series. Restrictions may apply. See your dealer for details. ⁵Additional charge. ⁶New for 2020. ⁷Visit fleet.ford.com for complete package content.

2020 NAUTILUS

Luxury Midsize Utility Class¹



Nautilus. Rhapsody Blue. Available equipment.

EXTERIOR COLORS⁴



INTERIOR COLORS⁴



STANDARD FEATURES

Nautilus Equipment Group 100A

12V powerpoints (4)	Mirrors – Body-color, power, heated sideview with autofold and LED turn signal indicators
Airbags – Driver's knee, glove-box-door-integrated knee, front-seat side, and Safety Canopy [®] System with side-curtain airbags and rollover sensor	MyKey [®]
Audio – SiriusXM [®] with 6-month All Access trial subscription	Perimeter alarm
Dual-zone electronic automatic temperature control	Personal Safety System [™] for driver and front passenger with dual-stage front airbags
Easy Fuel [®] capless fuel filler	Push-button shift
Electric parking brake	Remote Start System
Engine – Turbocharged 2.0-liter I-4	Seat – Comfort 10-way power, heated front with 2-way power lumbar and driver's side memory feature
Front-wheel drive (FWD)	SecuriCode [™] invisible keypad
Intelligent Access with push-button start	SYNC [®] 3 with 8" LCD capacitive touchscreen with AppLink [®] , 911 Assist [®] and 2 smart-charging USB ports
LED headlamps with LED signature lamps	Tire Pressure Monitoring System (TPMS; excludes spare)
Lincoln Connect [™] 2 with 4G LTE Wi-Fi hotspot enables Lincoln Way [™] app ³ features when activated	Transmission – 8-speed SelectShift [®] automatic
Manual tilt/telescoping steering column	

STANDARD LINCOLN CO-PILOT360[™] TECHNOLOGY

AdvanceTrac [®] with RSC [®] (Roll Stability Control [™])
Hill Start Assist
Lincoln Co-Pilot360 – Automatic High-Beam Headlamps • Blind Spot Detection with Cross-Traffic Alert • Lane-Keeping System (includes Lane-Keeping Assist, Lane-Keeping Alert and Driver Alert) • Pre-Collision Assist with Automatic Emergency Braking (AEB) (includes Pedestrian Detection, Forward Collision Warning and Dynamic Brake Support) • Rear View Camera
Post-Collision Braking
Reverse Sensing System
SOS Post-Crash Alert System [™]

AVAILABLE FEATURES

Adaptive Cruise Control with Stop-and-Go and Lane Centering	Hands-free liftgate
Adaptive LED headlamps	Intelligent all-wheel drive (AWD)
Adaptive suspension	Power panoramic Vista Roof [®]
Engine block heater	Revel [®] Ultima Audio System with 19 speakers; includes HD Radio [™] Technology
Engine – Twin-Turbocharged 2.7-liter V6	Wireless charging pad

AVAILABLE EQUIPMENT GROUP & PACKAGES⁷

Cargo Accessories and Mat Package (43C)	Elements Package (51C)
Cargo Utility Package (51U)	Lincoln Co-Pilot360 Plus Package (52C)
Class II Trailer Tow Package (53G)	Reserve Equipment Group (200A)

DIMENSIONS & CAPACITIES

EXTERIOR (in.)		INTERIOR (in.)	
Length	190.0	Rear	
Wheelbase	112.2	Head room	39.2
Width	86.1	Leg room	39.6
	Including mirrors	Hip room	55.6
	Mirrors folded	Shoulder room	59.0
Height	66.2		
INTERIOR (in.)		CAPACITIES (cu. ft.)	
Front		Passenger volume	108.3
Head room	39.9	Cargo volume	Behind front row 68.8
Leg room (max.)	42.8		Behind rear row 37.2
Hip room	56.4	Fuel (gal.)	18.0
Shoulder room	58.9	Seating	5

ENGINES⁸

	Turbocharged 2.0-liter I-4	Twin-Turbocharged 2.7-liter V6
Horsepower (hp @ rpm)	250 @ 5,500 ⁹	335 @ 5,500 ⁹
Torque (lb.-ft. @ rpm)	280 @ 3,000 ⁹	380 @ 3,250 ⁹

EPA-ESTIMATED RATINGS^{8,10}

	Turbocharged 2.0-liter I-4	Twin-Turbocharged 2.7-liter V6
FWD	21 city/26 hwy/23 combined mpg	20 city/27 hwy/22 combined mpg
AWD	20 city/25 hwy/22 combined mpg	19 city/26 hwy/21 combined mpg

¹Based on Lincoln segmentation. ²Lincoln Connect is required for certain remote features. Service includes a complimentary 5-year trial for remote features, excluding Wi-Fi hotspot, that starts with vehicle sales date (after which, fees apply). Connected service and related feature functionality is subject to compatible AT&T network availability. Evolving technology/cellular networks may affect functionality and availability, or continued provision of some features, prohibiting them from functioning. Certain restrictions, 3rd-party terms or message/data rates may apply. ³Lincoln Way, compatible with select smartphone platforms, is available via a download. Message and data rates may apply. ⁴Available on select series. Restrictions may apply. See your dealer for details. ⁵Additional charge. ⁶New for 2020. ⁷Visit lincoln.com/fleet for complete package content. ⁸Based on 2019 model-year ratings. ⁹Horsepower and torque ratings achieved with 93-octane fuel. ¹⁰Actual mileage will vary.

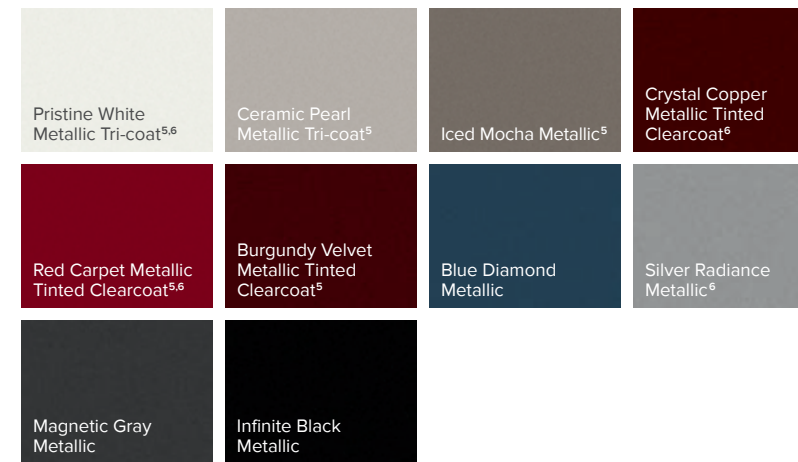
ALL-NEW 2020 AVIATOR

Luxury Premium Utility¹



Aviator. Silver Radiance Metallic. Available equipment. Preproduction model shown. Grand Touring Hybrid available late summer 2019.

EXTERIOR COLORS⁴



INTERIOR COLORS⁴



STANDARD FEATURES

Aviator Equipment Group 100A

12V powerpoints (2)	MyKey ⁸
12.3" configurable digital instrument cluster	Perimeter alarm
110V/150W AC power outlet	Personal Safety System™ for driver and front passenger with dual-stage front airbags
Airbags – Driver's knee, glove-box-door-integrated knee, front-seat side, and Safety Canopy® System with 3-row side-curtain, roll-fold technology and rollover sensor	Piano key shifter
Audio – SiriusXM® with 6-month All Access trial subscription	Power liftgate
Easy Fuel® capless fuel filler	Power windows with one-touch-up/-down feature
Engine – Twin-Turbocharged 3.0-liter V6 with Auto Start-Stop Technology	Rear-wheel drive (RWD)
Individual Tire Pressure Monitoring System (TPMS; excludes spare)	Remote Start System
Intelligent Access with push-button start	Seats – Heated 1st-row Comfort seats with 10-way power adjustability, and center floor console with armrest and storage
Leather-trimmed steering wheel with controls for audio, media, climate and cruise control	Seats – 2nd-row 35/30/35 split-bench with power tip-and-slide release
LED daytime running lamps, headlamps with signature lighting, taillamps and rear appliqué	Seats – 3rd-row PowerFold® 50/50 split-bench
Lincoln Connect™ ² with 4G LTE Wi-Fi hotspot enables Lincoln Way™ app ³ features when activated	SecuriCode™ invisible keypad
Lincoln Drive Modes	SYNC® 3 Enhanced Voice Recognition Communications and Entertainment System with 10.1" LCD capacitive touchscreen, 911 Assist, ⁹ SYNC 3 AppLink, ⁹ Apple CarPlay™ compatibility, Android Auto™ compatibility, and 2 smart-charging USB ports
Mirrors – Dual power, heated sideview with autofold, integrated LED turn signal indicators, Lincoln logo welcome mat, memory and auto-dimming driver's side	Transmission – 10-speed SelectShift® automatic
	Tri-zone electronic automatic temperature control

STANDARD LINCOLN CO-PILOT360™ TECHNOLOGY

AdvanceTrac® with RSC® (Roll Stability Control™)
Autolamp Automatic On/Off Headlamps
Forward Sensing System
Hill Start Assist
Lincoln Co-Pilot360 – Automatic High-Beam Headlamps • Blind Spot Detection with Cross-Traffic Alert • Lane-Keeping System (includes Lane-Keeping Assist, Lane-Keeping Alert and Driver Alert) • Pre-Collision Assist with Automatic Emergency Braking (AEB) (includes Pedestrian Detection, Forward Collision Warning and Dynamic Brake Support) • Rear View Camera
Rain-Sensing Windshield Wipers
SOS Post-Crash Alert System™

AVAILABLE FEATURES

2nd-row center console with rear seat command and control
360-Degree Camera with front camera wash
Adaptive Steering
Adaptive suspension
All-wheel drive (AWD)
Cargo area cover
Cargo area protector
Engine block heater
Engine – Grand Touring Hybrid 3.0-liter V6
EV Pedestrian Sounder
Floor liners in 1st and 2nd rows

Hands-free liftgate
LED fog lamps
Locking wheel lug nut kit
Power-tilt/telescoping steering column with memory
Quad-Zone Electronic Automatic Temperature Control with 3rd-row auxiliary heater/cooler
Seats – Heated 1st-row Comfort seats with 12-way power adjustability
Seats – 2nd-row captain's chairs with power tip-and-slide release
Voice-Activated Touchscreen Navigation System with pinch-to-zoom capability, and integrated SiriusXM Traffic and Travel Link® with 6-year prepaid subscription

AVAILABLE PACKAGES⁷

Class IV Trailer Tow Package (52Q)	Elements Package Plus (63D)
Convenience Package (65B)	Illumination Package (67R)
Dynamic Handling Package (67B)	Lincoln Co-Pilot360 Plus Package (63P)
Elements Package (63B)	Luxury Package (65L)

DIMENSIONS & CAPACITIES

EXTERIOR (in.)		INTERIOR (in.)	
Length	199.3	2nd Row	
Wheelbase	119.1	Head room	39.7
Width	Excluding mirrors	Leg room	40.1
	Including mirrors	Hip room	58.3
	Mirrors folded	Shoulder room	61.3
Height	69.8	3rd Row	
Minimum running ground clearance	7.9	Head room	36.9
Liftover height	31.7	Leg room	29.2
Cargo rear opening height	29.1	Hip room	40.9
Cargo rear opening width at floor	46.6	Shoulder room	54.0
INTERIOR (in.)		CAPACITIES (cu. ft.)	
1st Row		Cargo volume	Behind 1st row 77.7
Head room (max.)	41.5		Behind 2nd row 41.8
Leg room (max.)	43.0		Behind 3rd row 18.3
Hip room	58.5	Fuel (gal.)	21.4
Shoulder room	61.5	Seating	6, 7



¹Based on Lincoln segmentation. ²Lincoln Connect is required for certain remote features. Service includes a complimentary 5-year trial for remote features, excluding Wi-Fi hotspot, that starts with vehicle sales date (after which, fees apply). Connected service and related feature functionality is subject to compatible AT&T network availability. Evolving technology/cellular networks may affect functionality and availability, or continued provision of some features, prohibiting them from functioning. Certain restrictions, 3rd-party terms or message/data rates may apply. ³Lincoln Way, compatible with select smartphone platforms, is available via a download. Message and data rates may apply. ⁴Available on select series. Restrictions may apply. See your dealer for details. ⁵Additional charge. ⁶New for 2020. ⁷Visit lincoln.com/fleet for complete package content.


2020 NAVIGATOR/ NAVIGATOR L

Luxury Premium Utility¹



Navigator. Silver Radiance Metallic. Available equipment.

EXTERIOR COLORS⁴



INTERIOR COLORS⁴



STANDARD FEATURES

Navigator Equipment Group 100A

12V powerpoints (4)	Power-deployable running boards
110V power outlet	Power-tilt/-telescoping steering column with memory
Adaptive suspension	Rear-wheel drive (RWD)
Airbags – Front-seat side, and Safety Canopy® System with side-curtain airbags and rollover sensor	Seats – Comfort 1st-row leather-trimmed 10-way power, heated and ventilated, with power lumbar, reflexive manual independent thigh support, and driver's side memory feature
Audio – SiriusXM® with 6-month All Access trial subscription	Seats – 2nd-row leather-trimmed, PowerFold® heated buckets
Engine – Twin-Turbocharged 3.5-liter V6	Seat – 3rd-row PowerFold 60/40 split bench
Hands-free liftgate	SecuriCode™ invisible keypad
Lincoln Connect™ ² with 4G LTE Wi-Fi hotspot enables Lincoln Way™ app ³ features when activated	SYNC® 3 with 10" LCD capacitive touchscreen with AppLink®, 911 Assist® and 2 smart-charging USB ports
Lincoln Embrace	Tire Pressure Monitoring System (TPMS; excludes spare)
Mirrors – Power-folding, heated sideview with Lincoln logo welcome mat, turn signal indicators, memory, driver's side auto-dimming feature, and driver/passenger reverse tilt-down feature	Transmission – 10-speed SelectShift® automatic
MyKey®	Tri-zone electronic automatic temperature control
Perimeter alarm	USB ports (6)
Personal Safety System™ for driver and front passenger with dual-stage front airbags	Voice-activated Navigation System

STANDARD LINCOLN CO-PILOT360™ TECHNOLOGY

Forward and Reverse Sensing Systems
Lincoln Co-Pilot360 – Automatic High-Beam Headlamps • Blind Spot Detection with Cross-Traffic Alert • Lane-Keeping System (includes Lane-Keeping Assist, Lane-Keeping Alert and Driver Alert) • Pre-Collision Assist with Automatic Emergency Braking (AEB) (includes Pedestrian Detection, Forward Collision Warning and Dynamic Brake Support) • Rear View Camera
Rain-Sensing Windshield Wipers
SOS Post-Crash Alert System™

AVAILABLE FEATURES

4-Wheel-Drive (4WD) System	Panoramic Vista Roof®
Active Park Assist Plus	Power-deployable illuminated running boards
Adaptive Cruise Control with Stop-and-Go	Seats – 2nd-row PowerFold 40/20/40 split-fold bench with outboard heat
Advanced Cargo Area Management System	FLEET EXCLUSIVE
All-weather floor liners (1st and 2nd rows)	Enhanced Security System
Engine block heater	
Head-up display	
Lincoln Play Rear-Seat Entertainment System	

AVAILABLE EQUIPMENT GROUPS & PACKAGES⁷

Heavy-Duty Trailer Tow Package (536, 202A, 210A)
Luxury Package (68S, 202A, 210A)
Reserve Equipment Group (200A, 201A, 202A, 208A, 210A)

FLEET EXCLUSIVES

Limousine Equipment Group (150A)
Livery Package

DIMENSIONS & CAPACITIES

EXTERIOR (in.)	Navigator	Navigator L
Length	210.0	221.9
Wheelbase	122.5	131.6
Overhang	Front 38.2 Rear 49.3	38.2 52.1
Width	Including mirrors 93.8 Mirrors folded 83.6	93.8 83.6
Height	4x2 76.4 4x4 76.3	76.2 76.1
Minimum running ground clearance	4x2 9.7 4x4 9.6	9.7 9.6
Lift-in height	35.0	34.9
Cargo rear opening height	32.7	32.7
Cargo rear opening width – Lower	51.4	51.4
INTERIOR (in.)		
1st Row		
Head room (max.)	41.8	41.8
Leg room (max.)	43.9	43.9
Hip room	61.9	61.9
Shoulder room	65.2	65.2
2nd Row		
Head room	40.0	40.0
Leg room	41.1	41.1
Leg room (with seat full rearward)	42.3	42.3
Hip room	61.6	61.6
Shoulder room	65.1	65.1

INTERIOR (in.)	Navigator	Navigator L
3rd Row		
Head room	37.3	37.4
Leg room	36.1	36.1
Leg room (with 2nd-row seat full forward)	40.9	40.9
Hip room	51.4	51.4
Shoulder room	64.2	64.3
CAPACITIES (cu. ft.)		
Passenger volume	172.0	172.1
Cargo volume	Behind 1st row 103.3 Behind 2nd row 57.5 Behind 2nd row (with 2nd-row seat full forward) 63.6 Behind 3rd row 19.3 Behind 3rd row (with 3rd-row seat full upright) 20.9	120.2 73.3 79.6 34.3 36.0
Fuel (gal.)	23.0	27.0
Seating	7, 8	7, 8

TRAILER WEIGHT RATINGS⁸

Hitch Class	Maximum Load
Navigator – 4x2 Class IV/4x4 Class IV	8,600 lbs./8,300 lbs.
Navigator L – 4x2 Class IV/4x4 Class IV	8,400 lbs./8,100 lbs.

Maximum weights shown are for properly equipped vehicles with required equipment and a 150-lb. driver. Weight of additional options, equipment, passengers and cargo must be deducted from this weight. For additional information, see your dealer. Cargo and load capacity limited by weight and weight distribution.

¹Based on Lincoln segmentation. ²Lincoln Connect is required for certain remote features. Service includes a complimentary 5-year trial for remote features, excluding Wi-Fi hotspot, that starts with vehicle sales date (after which, fees apply). Connected service and related feature functionality is subject to compatible AT&T network availability. Evolving technology/cellular networks may affect functionality and availability, or continued provision of some features, prohibiting them from functioning. Certain restrictions, 3rd-party terms or message/data rates may apply. ³Lincoln Way, compatible with select smartphone platforms, is available via a download. Message and data rates may apply. ⁴Available on select series. Restrictions may apply. See your dealer for details. ⁵Additional charge. ⁶New for 2020. ⁷Visit lincoln.com/fleet for complete package content. ⁸Based on 2019 model-year ratings.

THERE IS A DIFFERENCE

Experience the Ford Fleet Difference. Our dedicated experts will give you and your fleet business their best – whether you're calculating the benefits of a purchase or lease, looking to limit out-of-pocket maintenance expenses, adding special equipment, selecting specialty colors, or deliberating on limo/livery/hearse acquisitions. If you require vehicle service in the evening or on weekends, we can help you out. The same holds true if you're making the leap to consolidate operations worldwide. After all, there's nothing we find more rewarding than making a difference.

Partake in the Ford Commercial Solutions experience. We provide the focused and relevant telematics and data tools that fleets need to optimize, adapt and become more operationally effective. We blend Ford technical expertise with a hands-on understanding of real-world challenges to give you a partner you can depend on. Discover what Ford Telematics™, Ford Data Services™ and dedicated Ford hardware can bring to your operation.



Ford Commercial Solutions

Ford Credit Commercial
Financing

Incentive Programs

Government Programs

Commercial Vehicle Center

Automotive Remarketing

Ford Protect® &
Lincoln Protect™

Quick Lane®

Original Parts

Certified Collision Network

Fleet Care

Ford Global Fleet

Vehicle Special Order

Fleet Advisory Board

Ford Fleet Contacts

FORD COMMERCIAL SOLUTIONS

We provide the focused and relevant telematics and data tools that different kinds of fleets need to optimize, adapt, and become more operationally effective. We blend Ford technical expertise – including our unrivaled knowledge of Ford vehicles – with a hands-on understanding of real-world challenges to give you a partner you can depend on. Whether you need to increase vehicle uptime and productivity, reduce maintenance costs, manage compliance or improve efficiency in other ways, we can deliver the solutions you need.

Tailored to your needs:

- Since no two fleets are alike, our solutions have been created out of constant communication with fleets in all industries and of all sizes
- Solutions are not only easy to use, they're built on an integrated, open platform designed to evolve as you do



FORD TELEMATICS™

Software that does the hard work for you. This simple, yet powerful tool delivers manufacturer-grade information, insights and solutions right to your fingertips. The easy-to-use interface enables you to manage your fleet in real-time and quickly assess where you need to take action.



Improve your asset utilization:

- Utilize GPS tracking and Geo-fencing capabilities
- Know where all vehicles are at all times to help get the most out of your team



Protect your fleet:

- Manage fleet and driver compliance daily
- Warnings such as safety-belt usage help you act fast to protect your staff, your vehicles and even your operation



Maximize your vehicle availability:

- Receive proactive notifications and vehicle health alerts
- Workflow tools help you schedule service well in advance and reduce disruption to operations



Improve your driver behavior:

- Become informed of coaching opportunities



Optimize your running costs:

- Monitor fuel consumption
- Identify areas of waste and causes too; improved efficiency can help you save money over the life of vehicles



Think about your environmental impact:

- Grow with ever-evolving telematics developed for hybrid and electric vehicles

FORD TELEMATICS FOR LAW ENFORCEMENT

Based specifically on how police vehicles are driven, this powerful and purpose-built solution helps promote officer safety and increase fleet efficiency. Gain effectiveness insights – including proactive vehicle notifications and configurable service alerts – through secure access to real-time data feeds on smart, simple-to-use dashboards.

FORD DATA SERVICES™

Seamless, secure access to vehicle data through our open platform. The Transportation Mobility Cloud (TMC) is an open platform for accessing clean, secure vehicle telematics data that's Ford grade. TMC data is engineered to work with the tools and people you trust, whether you need it integrated with proprietary software or accessible through your existing telematics service provider.

Based on decades of Ford engineering expertise:

- Our telematics data is exclusive and accurate
- Integrated Ford modem technology means no installation downtime or third-party device management

Ford know-how and reliability:

- Data we provide from your vehicle is manufacturer-grade information verified by Ford engineers

A service that's always evolving:

- You have access to the newest updates and vehicle data as soon as it becomes available
- As a result, our telematics data can deliver fleet insights as quickly as your operation needs them

Industry-leading data protection:

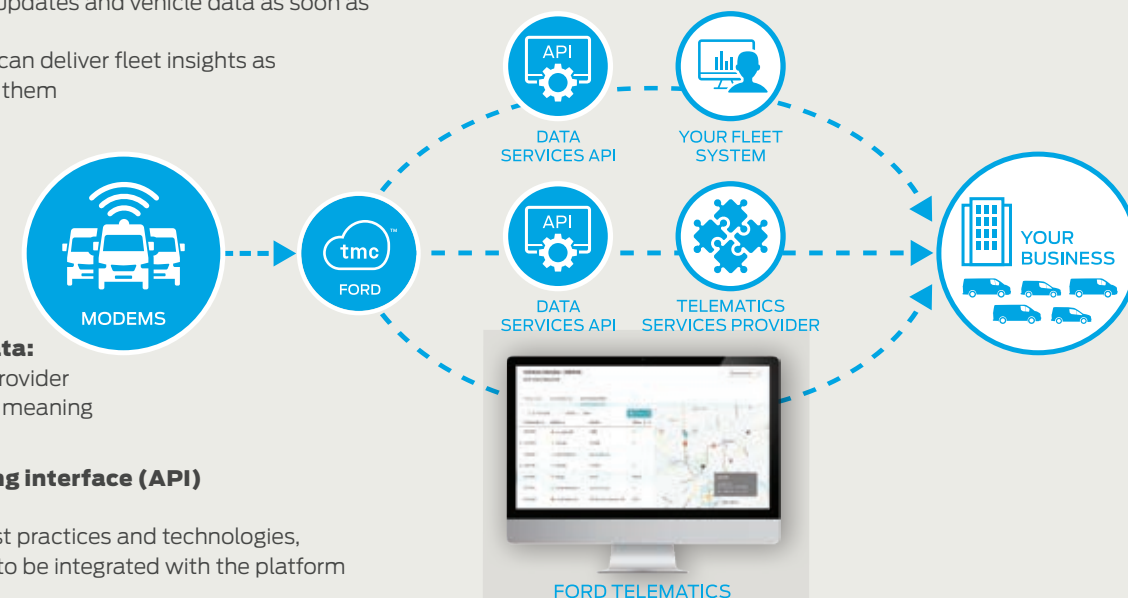
- We take security and privacy seriously, because we're stewards of the data you entrust us with

An open platform and integrated, partner-driven data:

- You or your telematics service provider can manage data flow robustly, meaning operations run seamlessly

Easy application programming interface (API) integration for third parties:

- Interfaces are secured using best practices and technologies, allowing powerful applications to be integrated with the platform



DEDICATED FORD HARDWARE

Seamless integration with your Ford vehicles. Getting our telematics or data solutions up and running couldn't be simpler. Whether you retrofit Ford plug-in devices, or we install modems directly from the factory, your fleet benefits from dedicated hardware engineered specifically for your Ford vehicles.

Advanced Plug-In Device (PID):

- Our latest PID is specifically engineered for most recent Ford vehicles that are already in service

Integrated modem technology:

- Our new vehicles are starting to be factory-fitted with a Ford engineered modem to connect directly with our platform

SERVICE PROVIDER INTEGRATION

Use the third-party services you need. In the name of helping you and your operation, our network makes data integration with your existing partnerships simple.

DISCOVER HOW FORD TELEMATICS AND FORD DATA SERVICES CAN MEET YOUR NEEDS

Please visit commercialsolutions.ford.com and call us at **1-833-811-FORD** (1-833-811-3673).

FORD CREDIT COMMERCIAL FINANCING

Ford Credit Commercial Lending Services help meet the demands of your business that require specialized knowledge and a unique customer focus. Ford Credit commercial finance and lease products are tailored to respond to your needs. We have dedicated sales and business center teams experienced in fleet and commercial business.

COMMERCIAL/FLEET BUYERS

Commercial Finance options can be tailored to meet your business needs. We help you choose options that make the most sense for your business. The lessee is responsible for the residual at lease-end.

Features:

- Flexible payment terms
- Combined billing availability for multiple units
- No hidden fees

Commercial Red Carpet Lease (RCL) is a closed-end lease available for non-upfit vehicles with no residual risk – an ideal option for predictable-use vehicles. At lease end, when you complete your lease as agreed, simply bring the vehicle to your dealer. You are only responsible for excess mileage, and wear and use charges.

Features:

- Monthly payments usually lower than similar-term finance payments
- Allows for cash flow to be invested back into your business
- Short-term leasing means new vehicles more often
- Combined billing availability
- Advantage of Guaranteed Asset Protection (GAP)

Commercial Lease is a customizable, open-end lease program that allows flexibility to set the residual based on your business needs. This program can be tailored in a number of ways. The lessee is responsible for the residual at lease-end.

Features:

- Accommodates upfits which can be residualized
- High-mileage and heavy-usage vehicles
- Flexible terms and combined billing
- No acquisition, up-front or termination fees
- No mileage restrictions
- No wear or use lease-end charges

Commercial Line of Credit (CLOC)¹ We're here to help you run your business more efficiently. And your business can run better with a Ford Credit CLOC. Get the vehicles your business needs quickly, easily and with less hassle.

Features:

- Available with Commercial Finance, Commercial RCL and Commercial Lease
- Credit approval for up to 12 months
- Credit that frees up capital for other operating needs
- No setup or non-utilization charges

Commercial GAP Coverage² provides protection when a financed vehicle is stolen or declared a total loss and the insurance settlement does not satisfy the outstanding balance on the vehicle.

Livery & Professional Vehicle Programs are special retail plans designed for those in the transportation business.

MUNICIPAL FINANCING

Municipal Financing is a lending program that helps state, local and municipal governments make the most of their operating budgets by providing flexibility, affordability and convenience when acquiring vehicles for essential services.

DAILY RENTAL FINANCING

Daily Rental Finance Plan is competitive vehicle financing for licensees of national franchises and independent daily rental operators.

Features:

- Competitive rates, amortizations and terms
- Flexible financing for new and used vehicles

CHASSIS FINANCING

Chassis Inventory Finance Plan is inventory financing for qualified body companies purchasing trucks, van chassis and limousines that will be converted or upfit with a specialty body.

Features:

- Terms up to 6 months
- Interest-only financing until the vehicle is sold (up to 180 days)



To obtain a more detailed description of any of our commercial programs, please visit ford.com/finance/commercial-financing or your local Commercial Vehicle Center dealer.

INCENTIVE PROGRAMS

Fleet Incentive Programs from Ford Motor Company are available to customers with a Fleet Identification Number (FIN). Please contact **1.800.34.FLEET** and press option 1 and then 1 again to see if you qualify for a FIN and any incentives.

A variety of incentives are available for eligible fleet accounts:

- National Off-Invoice Incentives – Eligible fleets may receive direct off-invoice incentives on Ford and Lincoln vehicles
- Group Option Discounts – Select vehicles offer optional features that are packaged and made available at discounted prices
- Specialized Fleet Incentives – A number of additional incentives may be available to select specialized fleets, or to fleets using special types of vehicles, including daily or long-term rental companies, commercial business customers and government agencies

Please visit fleet.ford.com for vehicle-specific information.

GOVERNMENT PROGRAMS

Government Sales provides Government Price Concessions (GPCs) to eligible federal, state and local government agencies. GPCs may be granted to Ford and Lincoln Dealers bidding on federal, state and local government contracts that involve the sale of cars and trucks to eligible agencies. GPCs allow Ford and Lincoln Dealers to demonstrate corporate citizenship by providing discounted vehicle pricing exclusively to eligible federal, state and local government agencies. Contact your Ford or Lincoln Dealer for more details.

FORD COMMERCIAL VEHICLE CENTER

Advanced commercial vehicle expertise, in stock. Dedicated service, customer commitment, and advanced commercial vehicle expertise come standard with every Ford Commercial Vehicle Center dealer. Participating dealers offer a variety of hardworking Ford vehicles (in stock), with dedicated service, outstanding customer commitment, and custom financing. Bottom line? Program dealers help your business run smoothly — today and down the road. Find a highly qualified dealer near you at fordcommercialvehiclecenter.com.




AUTOMOTIVE REMARKETING

Automotive Remarketing Services (ARS) is a comprehensive, pick-up-to-payment remarketing service designed for financial institutions, daily rental accounts (risk units), Ford and Lincoln Dealers, and commercial fleets that remarket their own vehicles. ARS offers Ford Fleet customers another sales-distribution channel for optimizing resale values, and supplies remarketing customers with a wider range of quality pre-owned vehicles.



Find out how you can take advantage of the Ford lanes at the auction: Please contact ARS by phone at **1.866.277.9142** or by email at ars@ford.com. You can also learn more at fleet.ford.com.





PEACE OF MIND

FORD PROTECT® & LINCOLN PROTECT™

Ford Protect and Lincoln Protect Extended Service and Premium Maintenance Plans enable you to budget your fleet expenses more easily and accurately. Premium Maintenance not only covers your routine oil changes, it covers multi-point inspections, as well as preventive care and replacement of selected “wear and tear” items that require periodic attention.

Ford Protect extended service plan coverage offers many deductible options and lets you lock in tomorrow’s costs at today’s rates. In addition to Component Coverage, all Ford Protect and Lincoln Protect mechanical programs feature:

- Service at all Ford or Lincoln Dealers (as applicable by vehicle) in the U.S., Canada and Mexico
- Maintenance service also available at Quick Lane® Tire & Auto Centers
- 100% backed by Ford Motor Company
- Limited out-of-pocket expenses
- Repairs made with Ford authorized parts by factory-trained and certified technicians
- 24-hour Roadside Assistance
- Included rental vehicle benefits
- 100% transferable coverage
- Available 24-month financing
- Eliminates service cost variability

ORIGINAL PARTS

Ford/Motorcraft® Parts Ford has built your vehicle to the highest standards using quality parts. We recommend that you choose Ford or Motorcraft parts whenever your fleet requires scheduled maintenance or repair to keep your vehicles on the road.

One of the best ways to maximize fleet uptime is to use the parts that are specifically designed for your vehicle. Our Ford and Motorcraft parts are engineered to meet your vehicles’ specific requirements.

Collision Repairs We hope that you never experience a collision; however, accidents do happen. Genuine Ford replacement collision parts meet our stringent requirements for fit, finish, structural integrity, corrosion protection and dent resistance. During vehicle development, we validate these parts to deliver the intended level of protection as a whole system. Using anything other than a genuine Ford collision part can introduce the potential for failure to key safety or performance systems. The best way to know you are getting this level of protection is to use genuine Ford replacement collision parts, including your replacement glass needs. Vehicle glass is an integral part of the safety system and should always be replaced with Ford/Lincoln original equipment glass.

Warranty Ford and Motorcraft replacement parts are covered by our 2-year/unlimited-mileage Service Parts Warranty that has no commercial exceptions. See your Ford/Lincoln Dealer or Ford Authorized Distributor for limited-warranty details.



QUICK LANE®

Quick Lane Tire & Auto Centers serve the maintenance needs of all vehicle makes and models, at more than 800 locations nationwide. All Quick Lane services are performed by factory-trained experts and conveniently available on your schedule – with no need for an appointment, and evening and weekend service hours offered. Look forward to extraordinary service using the latest diagnostic tools, quality parts from trusted brands like Motorcraft and Omnicraft™ and tires from 15 name brands including Goodyear®, Continental and Michelin®. Stop in to Quick Lane for routine service that won’t disrupt your routine. For more information or to find a location, visit quicklane.com.

CERTIFIED COLLISION NETWORK

Ford Certified Collision Network (FCCN) is comprised of both dealer and independent collision repair shops that have invested in the right tools, equipment and training to repair your fleet’s vehicles, including the latest F-Series trucks, Expedition and Lincoln Navigator that utilize high-strength, military-grade, aluminum alloys.¹ To find the closest Ford Dealer Collision Center or Ford Certified Independent Body Shop, visit collision.ford.com, select “Find a Collision Shop,” then enter your ZIP code.



FLEET CARE

Ford Fleet Care features consolidated billing for repairs, maintenance and over-the-counter parts purchases at Ford and Lincoln Dealers, plus Quick Lane Tire & Auto Centers. (Ford Fleet Care is offered without enrollment fees or monthly use fees.) Key program elements include:

- Service lane and wholesale parts purchase details with monthly invoices (online or printed)
- All-Make Service billing that includes Ford as well as competitive brand vehicles and trailers
- No driver cards needed
- Ford in-dealership system that displays approval levels set by customer
- Wholesale parts billing feature on an account card with Purchase Order instructions
- Electronic Funds Transfer (EFT) payment option for added convenience and security
- National glass program featuring OE glass, mobile installation and no-hassle pricing
- Roadside Assistance and Towing for vehicles beyond warranty and ESP coverages

For more details, please visit fleetcare.ford.com or phone **1.800.367.3221**.

FORD GLOBAL FLEET

One solution for your worldwide fleet needs. As an international team comprised of fleet representatives from every geographic region of Ford Motor Company and uniquely dedicated to multinational customers, we provide:

- Product-led innovation – with a modern and efficient full-range product portfolio
- Continuously improved TCO, Safety, Technology, and Driver Experience
- Experienced, key account management
- Global Manufacturing
- World-class dealer and service network

To negotiate a global fleet agreement, visit fordglobalfleet.com for expert help.

GLOBAL FLEET BUSINESS DEVELOPMENT

BRION GOPIGIAN
Global Business Development Director
bgopigja@ford.com
313.594.4841

ALLEN WILLIAMS
Global Fleet Operations Coordinator
awill607@ford.com
313.594.4096

DUNCAN REYNOLDS
Global Fleet Analyst
dreyno81@ford.com
44.1920.885181

BERNADETTE WOOD
Global Fleet Analyst
bwood47@ford.com
44.1920.885180



VEHICLE SPECIAL ORDER

Vehicle Special Order (VSO) fulfills your specific needs. VSO provides you with special equipment and paint options that aren't currently offered through regular or fleet-only production.

New VSO options begin with a "VSO Inquiry." Each inquiry is received, reviewed and approved by VSO to ensure the end product is compatible with regular and limited-production options. The end product must also meet Ford Motor Company standards for quality, durability, safety and performance.

To submit a VSO Inquiry, please contact your dealer or leasing company. Inquiry response time takes an average of 8 business days for all vehicle lines except F-650/F-750 Super Duty®. Due to the complexity of this vehicle line, the average response time is 20 business days. Inquiry responses include Option Feasibility, Option Pricing and Option Development Timing. If an option request is feasible, engineering development timing may take 10 to 30 days, depending on complexity (wiring options may take longer).

VSO production timing varies. Vehicles produced with existing VSO options take an average of 60 to 90 days from order receipt to production. Vehicles produced with new VSO options must include the development timing stated in the VSO Inquiry response. For your planning purposes, VSO production typically begins about a month after Job 1 and balances out approximately one month prior to Job Last.

Visit fleet.ford.com for full VSO details, including:

- New option development (special equipment and paint)
- Order assistance
- Inquiry entry assistance to request new option development
- Pilot model inspection coordination
- Specification review coordination
- VSO balance-out/start-up date publication

Contact VSO directly at 1.800.34.FLEET.

Select "2" for the Fleet Customer Information Center and then "1" for VSO. For F-650/F-750 assistance, select "2," followed by "1" and then "3."

Contact your dealer for VSO Order Guide details.

To view the most current VSO equipment and paint options, ask your dealer to access fmcdealer.com for the VSO Ordering Guide. This guide is live, and the options are always up to date. Some VSO options may not be published in this guide if they were established for, and are restricted to, a specific Major Fleet Account.

Special paint for F-150,¹ Ranger,² Super Duty,³ F-650/F-750, E-Series Cutaway, Transit³ and Police Interceptor[®] Utility:



School Bus Yellow
E-Series Cutaway and Transit are RPO.
Select paints are now RPO for F-150 and Super Duty; please check the appropriate order guide for those paint codes.

FLEET ADVISORY BOARD

Fleet Advisory Board (FAB) members represent you. Working together with Ford Fleet to identify opportunities for improvement that will be mutually beneficial to all parties, they always welcome suggestions regarding policies, procedures and marketing programs.

STEVE ALTUS
Anadarko Petroleum Company
Manager, SCM Procurement & Fleet Operations
steve.altus@anadarko.com
832.636.1430

SHERB BROWN
Bobit Business Media
Publisher
sherb.brown@bobit.com
310.713.2451

JANICE BUXTON
Ingersoll Rand
Fleet & Safety Manager
janice.buxton@irco.com
704.990.3415

FRANK CUMMINS
Exelon Corporation
Senior Compliance Specialist Fleet Services
frank.cummins@exeloncorp.com
610.648.7807

JEREMY DONOHUE
U-Haul International
Director, Truck & Trailer Product
jeremy_donohue@uhaul.com
602.549.4848

KATE DUFFY
Liberty Mutual Insurance
Fleet Program Manager
kate.duffy@libertymutual.com
857.224.1740

WILLIAM KOKEMOR
Henkels & McCoy, Inc.
Director, Fleet Operations
bkokemor@henkels.com
215.283.7927

JOSEPH LUKACS
The Sherwin Williams Company
Manager, Fleet Operations
jdlukacs@sherwin.com
216.566.2431

JAY MASSEY
Amerigas Propane
Corporate Fleet Vehicle Manager
jay.massey@amerigas.com
610.768.3824

MICHAEL MONTGOMERY
Pepsico
Senior Engineer, National Fleet
michael.montgomery1@pepsico.com
940.300.4688

BRANDON MORRIS
Charter Communications
Vice President
brandon.a.morris@charter.com
303.721.3654

SCOTT MYERS
ADT, Inc.
Director, Fleet Operations
stmyers@adt.com
972.876.3554

CHRIS OTTO
Best Buy
Associate Manager, Fleet Operations
chris.otto@bestbuy.com
612.638.8576

BRYAN PARTRIDGE
Home Depot
Manager, Tool Rental
bryan_partridge1@homedepot.com
770.433.8211

JEFF PRICE
Centuri Construction Group
Senior Buyer
jprice@nextcenturi.com
623.582.1235

JASON PUCELY
Suez Water Technologies and Solutions
Global Fleet Leader
jason.pucely@suez.com
215.942.3011

MICHAEL RIHA
Allstate Insurance Co.
Fleet Manager
mriha@allstate.com
847.402.3444

CHARLES SCHWANBECK
Finning Canada
Service Asset Manager
cschwanbeck@finning.com
780.377.3370

SAM SHIELDS
Dycom Industries
Director of Fleet
sshields@dycominc.com
770.315.5198

RICHARD SQUIRES
Atmos Energy Corporation
Fleet Sourcing Analyst
richard.squires@atmosenergy.com
972.951.9871

DANIELLE STARIHA
Cygnas Home Service
Senior Fleet Manager
danielle.stariha@schwans.com
651.395.0686

JODI WEBER
Johnson Controls, Inc.
Senior Fleet Analyst
jodi.j.weber@jci.com
414.524.5340

KIMBERLY WINTERS
Energy Transfer Partners
Fleet Director
kimberly.winters@energytransfer.com
210.572.0461



COMMERCIAL FLEET

COMMERCIAL & GOVERNMENT FLEET SALES

John Ruppert	General Manager, Commercial & Government Fleet Sales	jruppert@ford.com	313.598.4692
Bridget Butterfield	Fleet Management Account Manager	bbutterf@ford.com	313.594.4030
Ginger Kasanic	Commercial & Government Operations Manager	vkasanic@ford.com	313.337.2599
Todd Kaufman	Account Manager	tkaufma1@ford.com	586.264.9255

COMMERCIAL FLEET SALES – EAST

Brion Gopigian	Regional Sales Manager – East – Global Fleet Business	bgopigia@ford.com	313.845.1367
Dennis Bearden	National Account Manager – Detroit	dbearden@ford.com	313.319.0935
Fred Belinskas	National Account Manager – Philadelphia	fbelinsk@ford.com	949.510.9152
Craig Cannons	National Account Manager – NC/SC	ccannons@ford.com	678.984.4201
Brad Clissold	National Account Manager – Cincinnati	bclisso1@ford.com	513.252.8290
Erica Darthard	Select Account Manager	edarthar@ford.com	313.390.1596
Craig Fetty	National Account Manager – FL/Atlanta	cfetty@ford.com	954.899.8664
Elisa Milano	National Account Manager – Cleveland	eglassne@ford.com	440.263.5919
Dan O'Connor	National Account Manager – Washington, D.C.	doconno3@ford.com	804.658.7960
Tom O'Leary	National Account Manager – Boston	toleary1@ford.com	617.823.0693
Eric Rice	National Account Manager – NY/NJ	erice34@ford.com	201.921.9570

COMMERCIAL FLEET SALES – WEST

Don Borthwick	Regional Sales Manager – West	dborthw1@ford.com	313.623.8881
Lance Buchanan	National Account Manager – Northwest	lbuchan1@ford.com	415.307.4748
Rory Cashman	National Account Manager – Minneapolis	rcashma2@ford.com	201.575.0614
Tina Ferri	National Account Manager – Chicago South	tferri@ford.com	773.562.9358
Vic Kachel	National Account Manager – Denver	vkachel@ford.com	303.949.9125
Marty Kopera	National Account Manager – Chicago North	mkopera@ford.com	630.962.4869
Rich Kuehl	National Account Manager – Phoenix	rkuehl1@ford.com	480.262.1499
Joel Nielsen	National Account Manager – Houston	jnielse1@ford.com	936.203.1794
Pam Page	Select Account Manager	ppage16@ford.com	313.390.3076
Bob Sanseverino	National Account Manager – Los Angeles	rsanseve@ford.com	818.917.1401
Jason Woods	National Account Manager – Dallas	jwoods23@ford.com	214.923.6491
Gary Wright	National Account Manager – TX/OK	gwright5@ford.com	972.897.6590

GOVERNMENT FLEET SALES

Tony Gratson	Government Sales Manager	tgratson@ford.com	313.390.1041
Ron Anderson	State/Local Government Sales Manager	randers1@ford.com	313.390.1058
Tina Carley	Federal Government Sales Coordinator	twoolum@ford.com	313.390.1324
Scott Clark	Government Sales Manager – Mountain West	sclark10@ford.com	801.808.4982
Josie DeMarco	Federal Government Sales Analyst	jdemarc4@ford.com	313.390.1262
Greg Dugan	Government Sales Manager – South Central	gdugan@ford.com	972.632.8643
Vicki Gleason	State & Local Government Sales Analyst	vgleason@ford.com	313.390.1054
Debra Hairston	Federal Government Sales Manager	dhairsto@ford.com	313.390.1095
Steve Hoe	Government Sales Manager – West	shoe@ford.com	916.705.5350
Chris Keady	Government Sales Manager – North Central	ckeady@ford.com	313.595.4691
Dan Mazurek	Government Sales Manager – Northeast	dmazure1@ford.com	313.407.2973
James Morgan	Government Sales Manager – Southeast	jmorga12@ford.com	901.230.0125

COMMERCIAL VEHICLES

COMMERCIAL VEHICLE SALES & MARKETING

Michele Bartlett	General Manager	mbartle1@ford.com	816.674.2820
-------------------------	-----------------	-------------------	--------------

COMMERCIAL VEHICLE BUSINESS MANAGERS

Rob Peruzzi	Commercial Vehicle Sales Manager	rperuzzi@ford.com	313.390.0106
Linda Jakubowski	Senior Project Manager	ljakubo3@ford.com	313.594.4131
Mickey Calais	Commercial Business Manager – AR/LA/MS/KC/OK	mcalais@ford.com	314.324.8175
Kendra Clayton	Commercial Business Manager – Denver/Phoenix/Seattle	kwetterl@ford.com	208.794.8945
Butch Gosline	Commercial Business Manager – Washington, D.C./Philadelphia	agosline@ford.com	703.731.5320
Andy Hill	Commercial Business Manager – Atlanta/Charlotte	ahill10@ford.com	678.522.4451
Jonathan Honeycutt	Commercial Business Manager – Memphis/Cincinnati/Pittsburgh	jhoneyc3@ford.com	317.514.1363
Karen Krodell	Commercial Business Manager – FL	kkrodell@ford.com	407.467.5060
Mark Lowrey	Commercial Business Manager – TX	mlowery2@ford.com	651.398.8296
Sean Masson	Commercial Business Manager – Boston/NY	smasson3@ford.com	267.745.1552
Jody Slucker	Commercial Business Manager – Chicago/Twin Cities/Detroit	jreimer@ford.com	630.776.9554

FLEET SUSTAINABILITY & ADVANCED TECHNOLOGY

Brian Arvila	Fleet Sustainability & Advanced Technology Manager	barvila@ford.com	313.323.4188
---------------------	----------------------------------------------------	------------------	--------------

MARKETING SALES & STRATEGY

Giuseppe Castagna	Fleet Integrated Marketing Manager	gcastag1@ford.com	313.390.6416
Maria Cavataio	Business Development Operations Manager	mcavatai@ford.com	313.390.2335
Tiffany Chang Harold	Commercial Vehicle Product Strategy & Transformation Manager	tchang36@ford.com	313.206.7859
Michelle Christie-Hart	Major Events Planner	mchris48@ford.com	313.621.7726
Greg Ebel	Police Assistant Marketing Manager	gebel4@ford.com	313.621.2521
Julie Ellenberger	Commercial Vehicle Product Marketing Manager	jellenb5@ford.com	313.323.6359
Kim Johnston	Fleet Brand Analyst	kjohnst3@ford.com	313.390.2779
Kevin Koester	Commercial Truck Brand Manager	kkoester@ford.com	313.248.8280
Ramzi Kort	Commercial Vehicle Product Marketing Manager	rkort@ford.com	313.594.4088
Malene Lane	Fleet Brand Strategy Manager	mlane59@ford.com	313.322.3918
Tim Maes	Assistant Commercial Vehicle Product Marketing Manager	tmaes4@ford.com	734.308.1393
LaSonja McGinnis-Solomon	Fleet Programs Administration Coordinator	lmcginni@ford.com	313.323.1429
Jennifer Mitchell	Commercial Truck Assistant Brand Manager	jmitc314@ford.com	313.615.3211
Nate Oscarson	Fleet Marketing & Cross Vehicle Technology Manager	noscarso@ford.com	313.390.1213
Craig Ruggirello	Vehicle Special Order Manager	cruggire@ford.com	313.248.2985
Bill Sapielak	Product Order Support Specialist	bsapiel1@ford.com	313.390.5889
Stephen Tyler	Police Marketing Manager	styler12@ford.com	313.322.9998
Holli Victory	Website Analyst	hvictory@ford.com	313.322.5767

POOL ACCOUNTS & SPECIALTY VEHICLES

Eric Haglund	CV Pool Account & Specialty Vehicle Manager	ehaglund@ford.com	313.323.7574
Kristen Farage	Pool Account Allocation and Scheduling Coordinator	kmeredyk@ford.com	313.390.2713
Joe King	Specialty Vehicle Account Manager	jking24@ford.com	407.467.5061
Phillip Wolbert	Assistant Manager Pool Marketing	pwolbert@ford.com	313.594.7062

RENTAL & REMARKETING

Perry Fowler	General Manager – Rental and Remarketing Operations	pfowler@ford.com	313.621.4630
Wayne Boor	Rental Sales Manager	wboor@ford.com	313.621.4563
Jake Christopherson	Rental Sales Manager – Canada & ODR	jchri159@ford.com	313.390.9532
Tom Cornellier	Auction & eBusiness Manager	tcornell@ford.com	313.594.7551
Tracey Eick	Rental Strategy & Dealer Daily Rental Manager	teick1@ford.com	313.590.1514
Steve Groene	Sales Planning & Distribution Manager	sgroene1@ford.com	313.845.2690
Krista Pfeiffer	Rental Operations Manager	kpfeiff2@ford.com	313.594.1237

FORD CREDIT COMMERCIAL LENDING

Jeffrey Drake	Director, Commercial & Fee Income Products	jdrake@ford.com	313.618.7666
David O'Brien	Commercial Analyst Marketing	dobrie10@ford.com	313.390.5976

COMMERCIAL FLEET MANAGERS – FORD CREDIT

Michael Avers	Great Lakes	mavers1@ford.com	847.452.3240
David Center	Central	dcenter2@ford.com	214.529.0927
Craig Krisan	West	ckrisan@ford.com	925.351.6205
Leena Luke	Canada	lluke5@ford.com	289.291.6274
Steve Panke	East	spanke@ford.com	862.229.3118
Jackie Warmbold	Southeast	jwarmbol@ford.com	770.235.4602

MUNICIPAL FINANCE – FORD CREDIT

Tom McCarty	Manager – Specialty Finance	tmccart9@ford.com	313.248.8846
-------------	-----------------------------	-------------------	--------------

FORD OF CANADA

Peter Stoddart	General Manager, Fleet	pstodda1@ford.com	905.845.2511 x1212
Julie Ainsley	National Account Manager – Quebec/Atlantic	jainsley@ford.com	514.744.1800 x4257
Colleen Cook	Government Sales Specialist	ccook11@ford.com	905.845.2511 x1598
Brent Corder	Fleet Service Manager – Eastern	bcorder1@ford.com	905.845.2511 x3113
Neil Drapeau	Fleet Service Manager – Quebec/Atlantic	ndrapea1@ford.com	514.744.1800 x4315
Mike Fisher	National Account Manager – Western	mfisher5@ford.com	888.767.5998 x39804
Carlos Gonzalez	Government Sales Manager	cgonza65@ford.com	905.845.2511 x1119
Rob Gramada	National Fleet Sales Manager	rgramada@ford.com	905.845.2511 x1213
Kevin Jeffers	National Account Manager – Eastern	kjeffer5@ford.com	905.845.2511 x1536
Elyse Lamarre	Assistant Commercial Sales Manager	elamarr1@ford.com	905.845.2511 x1214
Callum McCreadie	Fleet Service Manager – Western	cmccread@ford.com	888.767.5998 x39831
Doug Richter	National Account Manager – Western	drichte2@ford.com	888.767.5998 x39810
Shelley Rideout	Fleet Sales Operations and Analytics Manager	srideou3@ford.com	905.845.2511 x1169
Denis Schofield	National Fleet Parts & Service Manager	dschofi1@ford.com	905.845.2511 x1196
David Shuttleworth	Commercial Sales Manager	dshuttle@ford.com	905.845.2511 x1247
Brent Smith	National Account Manager – Eastern	bsmith13@ford.com	905.845.2511 x1222
Barb Tilly	Fleet & Lease Marketing Manager	btilly@ford.com	905.845.2511 x1260
Fleet Headquarters		focfhq@ford.com	1.800.668.5515

FLEET CUSTOMER INFORMATION CENTER (FCIC)

1.800.34.FLEET (US) • 1.800.668.5515 (CANADA)

fleet.ford.com • fleet.ford.ca

Open 8:30 a.m. – 5:00 p.m. EST

The FCIC is dedicated to supporting Fleet Accounts by providing a single source to help answer all your questions.

FLEET SERVICE OPERATIONS

Philip Podgorny	Fleet Service Operations Manager	ppodgorn@ford.com	313.595.9775
Jeff Gillis	Fleet Service Support Supervisor	jjgillis@ford.com	313.845.5477
Kris McCall	Modified Vehicle Manager	kmccall1@ford.com	313.590.0974
Matt Messina	Modified Vehicle Specialist	mmessin4@ford.com	313.390.5818
Ford Fleet Care Headquarters			1.800.367.3221
Fleet Support Hotline			1.800.34.FLEET

SERVICE SUPPORT

EAST REGION

Drita McNamara	Fleet Manager	dmcnama4@ford.com	201.232.1847
Jim Cipriano	Medium Duty Specialist	jcipri10@ford.com	313.461.8950
Kyle Heaney	Fleet Zone Manager – Orlando	kheaney1@ford.com	832.236.8511
Mike Moncilovich	Fleet Zone Manager – Charlotte	mmoncilo@ford.com	313.495.5341
Katrina Murphy	Fleet Zone Manager – Washington, D.C.	kscott33@ford.com	732.685.1324
Brad Piper	Fleet Zone Manager – Philadelphia	bpiper6@ford.com	703.498.1632
Jamie Tomaso	Fleet Zone Manager – Boston	jtomaso@ford.com	313.886.9588
Marisa Weeks	Fleet Management Company Specialist	mweeks3@ford.com	313.594.7420
Tim Zello	Fleet Regional Specialist	tzello@ford.com	313.390.3505

CENTRAL REGION

Joe McDonald	Fleet Manager	jmcdon27@ford.com	313.969.1575
Michelle Best	Fleet Zone Manager – Kansas City	mbest10@ford.com	816.266.1738
Jane Evans	Fleet Zone Manager – Chicago	jevans9@ford.com	708.288.5110
Vince Janiunas	Fleet Regional Specialist	vjaniuna@ford.com	313.390.9831
Eric Osborne	Fleet Zone Manager Fleet Management Company/Rental	eosbor20@ford.com	313.316.8538
Mark Samples	Fleet Management Company Specialist	msample1@ford.com	313.322.6684
Dave Wrightsman	Medium Duty Specialist	dwrigh255@ford.com	313.549.1157

WEST REGION

Chris Eldridge	Fleet Manager	jeldridg@ford.com	562.235.9168
Eric Cowan	Fleet Zone Manager – Pacific Northwest	ecowan@ford.com	720.838.4726
LaWanda Doss	Fleet Management Company Specialist	ldoss4@ford.com	313.594.7264
Gary Hileman	Fleet Technical Specialist	ghileman@ford.com	313.390.1253
Rick Keithley	Fleet Zone Manager – Northern California	rkeithle@ford.com	916.893.4579
Madeline Norris	Fleet Zone Manager – TX/OK	mlull@ford.com	407.467.4980
Nancy Petersen	Fleet Zone Manager – Southwest	npeter25@ford.com	602.790.8598
Craig Schubel	Medium Duty Specialist	cschubel@ford.com	253.278.9163



SALES & MARKETING

Erik Strom	Fleet Service Operations Sales & Marketing	estrom@ford.com	313.971.2982
John Coughlin	Dealer Network Specialist	jcough30@ford.com	313.549.1876
Rick Hawes	Business Growth Manager	rhawes@ford.com	313.587.9107
Bill Holden	Program Manager	wholden5@ford.com	248.912.7457
Kevin Naro	Commercial & Government Bid Manager	knaro@ford.com	440.452.2257
Julie Vangel	Business Growth Manager	fvangel1@ford.com	313.390.7609
Mike Werner	Fleet Strategy & Sales Operation Manager	mwwerner2@ford.com	313.248.7351

EAST MARKET

Kevin Naro	Fleet Manager – East	knaro@ford.com	440.452.2257
Albert Armstead	Fleet Business Development Specialist – New York	aarmste1@ford.com	201.284.1897
Richard Cadieux	Fleet Parts Specialist – Boston	rcadieu3@ford.com	313.910.2154
Jim New	Fleet Parts Specialist – Washington, D.C.	jnew16@ford.com	313.910.2135
Mark Risoli	Fleet Bid Specialist – New York	mrisola@ford.com	201.249.3918
Bernie Sampson	Fleet Parts Specialist – Philadelphia	bsamps13@ford.com	313.910.2144
Jim Watson	Fleet Parts Specialist – New York	fwats192@ford.com	313.390.2154

CENTRAL MARKET

Barry Carver	Fleet Manager – Dallas	bcarver@ford.com	214.642.5120
Bill Barrett	Fleet Parts Specialist – Houston	wbarre19@ford.com	313.910.2107
Ron Bunkley	Fleet Bid Specialist – Dallas	rbunkley@ford.com	313.378.1925
Jack Burkett	Fleet Business Development Specialist – Dallas	jburkett@ford.com	214.280.5029
Elliot DuCree	Fleet Parts Specialist – Memphis	educree@ford.com	313.910.2167
Glen Gagas	Fleet Parts Specialist – Dallas	ggagas1@ford.com	313.910.1999
Rusty Mason	Fleet Parts Specialist – Kansas City	rmason90@ford.com	313.549.1136

SOUTHEAST MARKET

Matt Copeland	Fleet Manager – Orlando	mcopelan@ford.com	201.248.5305
Corey Collins	Fleet Parts Specialist – Miami	ccoll137@ford.com	313.549.1597
Mike Crichton	Fleet Business Development Specialist – Orlando	mcrichto@ford.com	407.467.4989
Theresa Luise	Fleet Parts Specialist – Orlando	tluise@ford.com	313.549.1549
Mary Owens	Fleet Bid Specialist – Atlanta	mowens67@ford.com	313.549.1514
Troy Watson	Fleet Parts Specialist – Atlanta	twatso60@ford.com	313.549.1556

WEST MARKET

Kevin Naro	Fleet Manager – West	knaro@ford.com	440.452.2257
John Horrigan	Fleet Parts Specialist – Phoenix	jhorrig6@ford.com	313.549.1486
Kirk Krzyzanowski	Fleet Parts Specialist – Denver	kkrzyzan@ford.com	313.495.5404
David Langle	Fleet Bid Specialist – Los Angeles	dlangle9@ford.com	313.549.1480
Jim Lynch	Fleet Parts Specialist – San Francisco	jlynch77@ford.com	313.910.2109
Anne Tran-Malone	Fleet Parts Specialist – Los Angeles	atranma1@ford.com	313.495.5953
Tracy Smith	Fleet Business Development Specialist – Los Angeles	tsmith50@ford.com	678.463.4313

GREAT LAKES MARKET

Kevin Naro	Fleet Manager – Great Lakes	knaro@ford.com	440.452.2257
Chad Pcsolyar	Fleet Parts Specialist – Pittsburgh	cpcsolya@ford.com	313.910.1985
Alexis Scott	Fleet Bid Specialist – Chicago	ascot101@ford.com	313.549.1452
Lou Selvaggio	Fleet Parts Specialist – Chicago	lselvagg@ford.com	313.549.1114
Dwayne Washington	Fleet Business Development Specialist – Chicago	dwashi14@ford.com	620.423.1410
Mario Williams	Fleet Parts Specialist – Detroit	mwill740@ford.com	313.910.2015
Ken Winters	Fleet Parts Specialist – New York	kwinte22@ford.com	313.549.1875

WE'RE PROUD TO ASSIST YOU WITH ALL MATTERS FLEET



BOOKMARK IT

Our Ford Fleet website is where everything comes together – we mean *everything*.

- Analyze latest incentives and specialty vehicles
- Place and track your orders
- Decode a VIN
- Look up maintenance schedules
- Gather mobility, government and upfitter details
- Access owner's manuals and service publications
- Investigate parts and accessories materials
- Reference towing and emissions guides
- Obtain marketing information
- Tackle many more essential tasks



fleet.ford.com • 1.800.34.FLEET

FORD FLEET

North American Fleet, Lease & Remarketing Operations

Some features discussed may be optional. Vehicles shown may contain optional equipment. Features shown may be offered only in combination with other options or subject to additional ordering requirements or limitations. Select features and packages are shown. Please visit fleet.ford.com for a complete Ordering Guide. Information in this Preview Guide was developed from Ordering Guides as of March 2019. Following publication of this catalog, certain changes in standard equipment, options and the like, or product delays may have occurred which would not be included in these pages. Ford Motor Company reserves the right to change product specifications at any time without incurring obligations. All specifications and ratings based on preliminary data. All comparisons based on competitive models. • Always wear your safety belt, secure children in the rear seat and follow airbag warning label instructions. • Colors shown are representative only. Not all colors are available on all models. Visit fleet.ford.com for actual paint/trim options. • All SiriusXM services require a subscription, sold separately by SiriusXM after trial period. Fees and taxes apply. See SiriusXM Customer Agreement for complete terms at www.siriusxm.com. All fees and programming subject to change. Traffic information not available in all markets. SiriusXM and all related marks and logos are trademarks of Sirius XM Radio Inc. • Alcantara is a registered trademark of Alcantara S.p.A., Italy. • B&O and B&O Play are licensed trademarks of HARMAN International Industries, registered by Bang & Olufsen A/S in the United States and other countries. • Bosch and Hydro-Max are registered trademarks of Robert Bosch GmbH. • Bridge of Weir is a trademark of Bridge of Weir Leather Company Limited. • Delta is a registered trademark of CPO Commerce, LLC. All Rights Reserved. • Goodyear is a registered trademark of The Goodyear Tire & Rubber Company. • "HD Radio" and the HD Radio logo are proprietary trademarks of iBiquity Digital Corporation. • King Ranch is a registered trademark of King Ranch, Inc. • MagneRide is a trademarked technology of BWI Group. • Meritor is a registered trademark, and Q Plus is a trademark, of Meritor Technology, Inc. • Michelin is a registered trademark of Michelin North America, Inc. • Phillips & Temro is a registered trademark of Phillips & Temro Industries. • RECARO is a registered trademark of RECARO Beteiligungs-GmbH. • Revel, Ultima and the Revel logo are trademarks of HARMAN International Industries, registered in the United States and other countries. • Sony is a registered trademark, and Clear Phase and Live Acoustics are trademarks, of the Sony Corporation. • The Bluetooth word mark is a trademark of the Bluetooth SIG, Inc. • THX and the THX logo are trademarks of THX Ltd., registered in the U.S. and other jurisdictions. All rights reserved. • VOXXHirschmann is a service mark of VOXX International Corporation. • WEATHER GUARD is a registered trademark of Werner Co. Availability of technologies and systems described in this brochure varies by model and trim level. Not all systems are available on all Ford Motor Company vehicles. See your local Ford or Lincoln Dealer for complete details.



Printed in the USA. Please recycle.

© 2019 Ford Motor Company 20FLTFFG