

# 1984 DODGE 600







**1984 DODGE 600 ES**  
***Its driving enjoyment  
 superbly matches its  
 dramatic styling***

All the luxurious spaciousness of a Euro Sedan touring car with the road manners and performance born of Chrysler's front-wheel-drive technology. Turn the key in a 1984 Dodge 600 ES and experience the real job of driving once again.

The standard power train is a 2.2-litre, 4-cylinder, electronically fuel-injected overhead cam engine combined with a 5-speed manual transmission that's an absolute revelation, whether you're snaking through city traffic or gearing down and climbing up a mountain road. But the power choice doesn't stop there. The 1984 Dodge 600 ES offers you a choice of other options including a completely new turbocharged version of the 2.2-litre, 4-cylinder engine that is excitement personified. Add to all this the sleek, bold lines of Dodge 600 ES and it's plain to see, there's no limit on enjoyment with this exceptional vehicle.



**DODGE 600 4-DOOR SEDAN . . .**  
***handsome product of Chrysler engineering***

Dodge 600 is the ideal expression of the automaker's art — for one thing, it's a front-wheel-drive sedan with six-passenger availability that has more than 30 standard features. For another, its styling is so aerodynamically sound, its 2.2-litre, 4-cylinder engine and 5-speed manual transaxle so perfectly mated, its stability and traction so sure, that it provides exceptional fuel efficiency and takes to the road as smoothly as a boat gliding over still waters.

And for still another, the Dodge 600 4-door Sedan has a classic beauty that endures because the anti-corrosion protection it receives in the manufacturing process is so thorough, that it's backed by Chrysler's unique 5-year, 80,000-kilometre engine and power train warranty and anti-corrosion protection plan. Altogether then, Dodge 600 merits the praise it has received from auto experts everywhere. We think you'll join them when you see and test-drive this prize product at your Dodge Dealer's.



## 1984 DODGE 600 2-DOOR COUPE . . .

*a thoroughly modern motor car*

Contemporary in the way it looks and drives, this Dodge 600 coupe still hints at the formal elegance of the classic cars of yesteryear. That's why so many young and upcoming car owners are turning to it. It's a car they can drive proudly around the city, yet is equally at home on weekend jaunts in the countryside.

And because the Dodge 600 is a product of advanced front-wheel-drive technology you can drive it and ride in it with security and confidence. Enjoy a superb feel of the road that is the product of the car's rack-and-pinion power steering and Iso-Strut suspension systems.

Whichever body style you choose, the Dodge 600 sports a variety of new exterior styling features. You can dress the exterior in handsome shades of gunmetal blue, radiant silver, garnet red, beige, or black. And there are sparkling new accents wherever you look, including new bodyside mouldings that accentuate the car's contemporary styling. To sum up, this coupe provides a very special combination of pleasure and practicality that every value-conscious car buyer will appreciate.



## DODGE 600 CONVERTIBLE . . .

*designed for the fun and thrill of the open road*

Like to feel the wind in your hair? The warmth of the sun? Watch the stars come out at night? Then your choice of a car has to be this spritely beauty. And what a package of value it is! Standard features include a power-assisted top that folds neatly into a trimly tailored boot; remote control, colour-keyed dual outside mirrors; wide-ratio 3-speed Torqueflite automatic transaxle; 14-inch steel-belted radial tires; electronic-tuned AM radio with memory scan and digital readout with integral digital clock; Halogen headlamps; power front disc brakes, drum rear; woodtone instrument panel with visual message centre; luxury colour-keyed steering wheel, power quarter windows, tinted glass, and many more. All calculated to bring you the fun of convertible driving in a car that typifies Chrysler quality engineering.





*Velour cloth-and-vinyl split-back bench seat with folding centre armrest — optional Dodge 600 4-Door Sedan*

## **Dodge 600 Interiors . . . undeniably comfortable, undeniably colourful**



*Vinyl low-back bucket seats with reclining seat-backs — standard Convertible*


And undeniably functional. Once behind the new luxury steering wheel you see first how the entire interior of the car is colour-keyed: steering wheel, padded instrument panel top and face; door trim; upholstery; cut-pile carpeting; headliner. The whole scene is strikingly colourful, yet visually restful. The instrument cluster with its graphic message centre is the essence of form and function. If you choose the Dodge 600 ES there's a standard electronic instrument cluster that includes oil pressure, voltage, fuel and temperature gauges plus speedometer, odometer and tachometer. The standard Electronic Voice Alert system (on Dodge 600 ES) monitors 11 of the car's vital functions, tells you, in a softly modulated voice if any condition requires correction. The choice of seating is widely varied. Consider these:

- Dodge 600 2-Door Coupe. Standard. Cloth-and-vinyl high-back bucket seats with integral head restraints, reclining seat-backs. And a shift-lever console is available. An optional free-standing centre armrest is available with the console. In beige, brown, blue, charcoal or red. Or, with automatic transaxle, you can choose a cloth-and-vinyl bench seat with folding centre armrest and adjustable head restraints. In beige, blue, brown, charcoal or red.

- Dodge 600 Convertible. Has all-vinyl, low-back bucket seats with adjustable head restraints and reclining seat-backs. Includes a shift-lever console with free-standing centre armrest. In beige, red, or red-and-white.
- Dodge 600 and 600 ES 4-Door Sedan. Standard upholstery is cloth and vinyl high-back bucket seats with integral head restraints and reclining seat-backs. Colour choices are beige-and-brown, red or silver-and-charcoal. A shift lever console with free-standing armrest is available. Dodge 600 offers an optional cloth-and-vinyl bench seat with folding centre armrest and adjustable head restraints in beige, red, blue, or silver.



*Cloth-and-vinyl high-back bucket seats with reclining seat-backs — standard 2-Door Coupe and 4-Door Sedan*



*Dodge 600 ES instrumentation*




*Dodge 600 instrumentation*

## **Dodge 600 Turbocharged Engine . . . the big news in performance for 1984**

Begin with the proven performance (more than 20-billion owner-driven miles) of Chrysler's 2.2-litre Trans-4 engine. Add a Garret Research 13 Turbocharger. Result: 142 horsepower. A multi-point electronic fuel injection system employs a Bosch throttle body, fuel injectors, regulator and fuel rail. An electric fuel pump delivers fuel to the regulator, and idle speed is controlled with an automatic idle speed unit.

Chrysler engineers have taken special pains to make sure that all this power is properly controlled on the road. The newly designed front suspension with its improved Iso-Strut system has been modified to incorporate special high-performance components. Firm-feel power steering gear, power front discs and drum rear brakes have similarly been modified to meet high-performance demands.

Afficionados needn't be told what the new turbocharged 2.2-litre engine means in terms of standing-start acceleration and passing power. It's the kind of power that has been exhilarating drivers since rubber was first put to the road.





## DODGE 600 Quality-engineered to be the best

In recent years Chrysler has earned recognition as the industry leader in the use of CAT, CAD and CAM — Computer-Aided Technology, Design and Manufacturing — and to supplementary aspects in design, testing, and production processes. But the computer revolution is only one part of the story. What lies behind



Chrysler's achievements in recent years is unquestionably the ability of the Chrysler engineering team to put its expertise, experience and intuition to work in getting the best from the new technologies. Without first-rate engineers there cannot be first-rate engineering. Chrysler's 1984 models reflect the application and enthusiasm expended by these engineers in the design and development phases. The tasks these

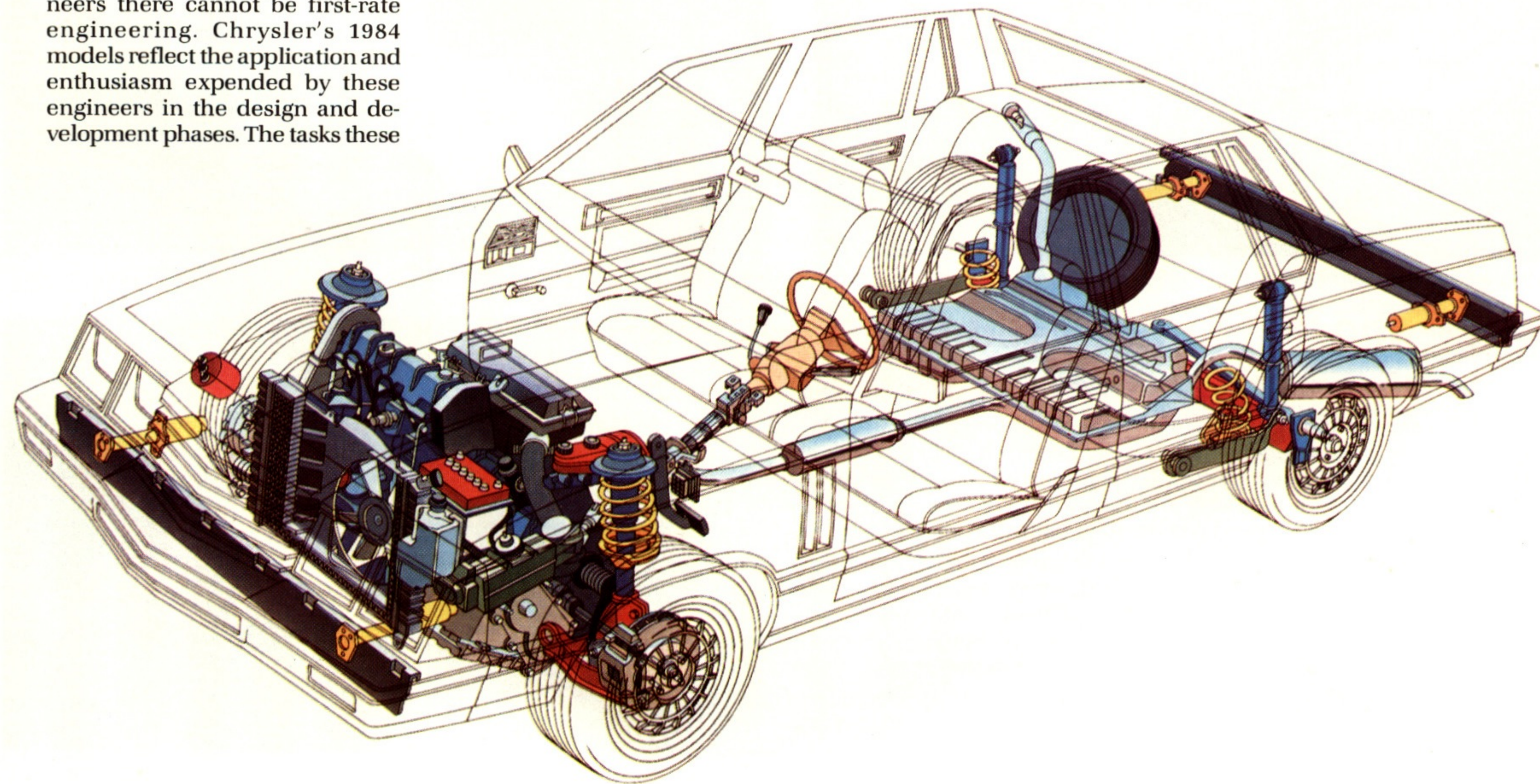
men and women involve themselves in are myriad: complex stress-calculations in the body-design laboratories; aerodynamic testing in scale and full-size wind-tunnels; trial assembly of prototypes and exploration of new production techniques at Chrysler's Clairpointe "mini-plant"; vehicle handling evaluation on the twisting backroads and the high-speed oval at Chrysler's 4000-acre Proving Grounds; air conditioning and ventilation testing at the height of the summer in Arizona; cold-start and fuel-system testing in January in Kapuskasing, Northern Ontario; month-in, month-out laboratory rig-testing of hinges, electric motors, switches, linkages, seat structures; accelerated corrosion destruction of import and domestic competitors' vehicles. All these are just some of the projects being undertaken to maintain the momentum that has brought Chrysler recognition as a builder of front-wheel-drive vehicles of world-class quality, reliability and durability, quality-engineered to be the best.

The results are not always readily apparent in the showroom. Real quality is much more than skin-deep. In recent years, there has been a co-operative program by Chrysler design areas to reduce NVH — Noise, Vibration and Harshness. For 1984, the means to achieve this varies from model to model — improved door frame-to-side glass sealing on one, tighter spare-tire compartment covers and seals on another, improved motor-mount alignment on yet another — small but significant improvements intended to make Chrysler cars run whisper-quiet.

Likewise the continued emphasis on the reduction and elimination of corrosion and rust. Again, the improvements for 1984 vary with the model, but in general, there is even more extensive use of galvanized, galvanealed, zinc-metal and zinc plated steels, fibreglass, plastics, and special paints and primers. These improvements may not be instantly obvious in the new-car showroom, but are ones which will prove their worth much further down the road.



In truth, there is probably no part, no surface, no joint in Chrysler-built vehicles that is not subject to some sort of engineering scrutiny to determine where improvement might be possible. In the manufacturing processes the same objective and uncompromising approach is built into the Chrysler Quality Assurance Program that embodies more than 200 separate inspections. All told, it's a quality engineering story that's second-to-none and the fruits of its labours are yours when you purchase a Chrysler product.



A



B



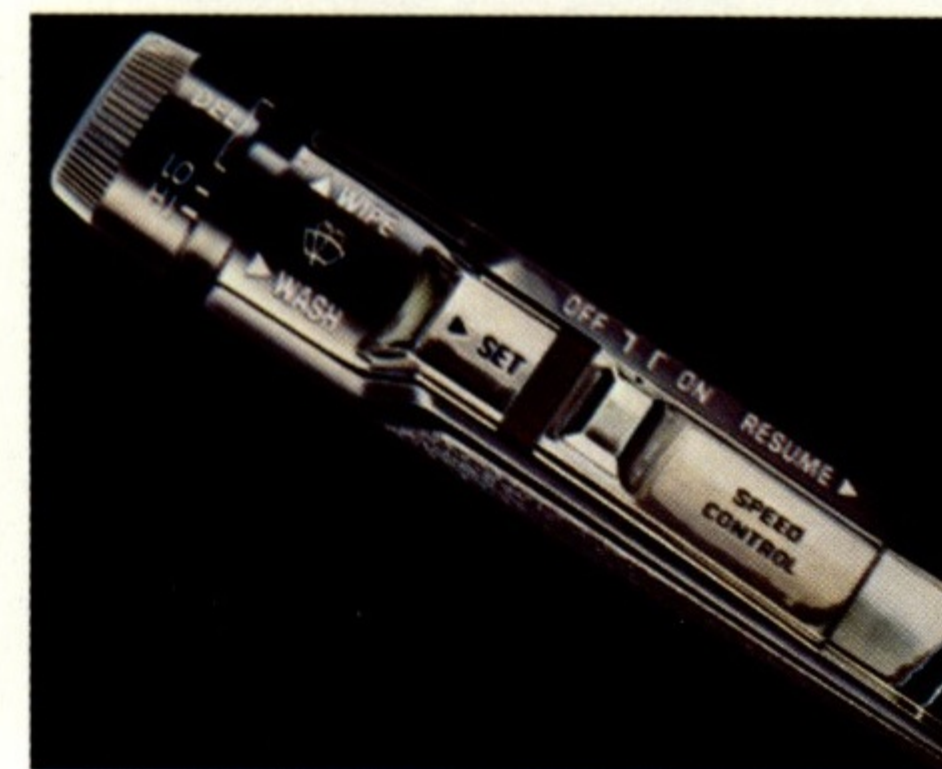
C




D



E



F



G



H



I

## DODGE 600 Options put the stamp of your personality on this personable car

- A. **Tilt steering wheel** is a "how-did-I-ever-get-along-without-it" kind of option. Adjusts up and down to suit driver comfort, also helps afford easier entry and exit for the driver.
- B. **Bi-level air-conditioning** directs its air flow according to the outdoor temperature. On summer days, cool, fresh air comes from both upper and lower outlets. On winter days, when the sun is warm, the system can compensate, directing cooler air from the upper outlets, warmer air toward your feet and legs!
- C. **AM/FM/MX stereo radio with cassette player** provides fade-free, drift-free, solid-state tuning with digital display and integral digital clock. Dolby\* sound is life-like in its quality.  
\*Dolby is a trademark of Dolby Laboratories
- D. **Leather-wrapped steering wheel** is padded for comfortable gripping and adds another luxurious touch.
- E. **Illuminated vanity mirror** comes in handy for quick "touch-ups", is an extra note of elegant convenience.
- F. **Automatic speed control** is a big bonus on long trips. Lets you control your speed from the steering column. Releases instantly when you brake or touch the clutch pedal. When you accelerate the "resume" feature returns you to your original speed.
- G. **Power windows, door locks, remote control mirrors\*** let the driver control all these convenience features from a master panel. Windows can be individually controlled by passengers, locked by the driver to prevent accidental opening by children.  
\*Power mirrors, standard Dodge 600 ES; not available 600 Convertible
- H. **Aluminum road wheels** the ultimate performance look. Standard Dodge 600 ES.
- I. **Centre console** places the shift lever for the 5-speed or automatic transaxle in the most precisely natural position for driver control. Ample storage space has an open and a lidded compartment. (Standard equipment Dodge 600 ES and Convertible).

Your Dodge Dealer has complete details on the full list of additional Dodge 600 options available. See him for details.



# Dodge 600 and 600 ES Selected Standard & Optional Features

	2 Dr.	4 Dr.	Conv.	ES
AIR CONDITIONING—Bi-level	O	O	O	O
ARMREST—Free-standing, centre, front	O	O	S	S
BATTERY—500 amp., long life	O	O	O	O
BRAKES—Power, front disc, self-adjusting rear drum	S	S	S	S
BUMPER GUARDS—Front and rear	O	O	O	O
CLOCK—Electronic digital, integral with all radios	S	S	S	S
CONSOLE—With Automatic (Included with 5-speed)	O	O	S	S
CORNERING LAMPS	O	O	O	O
CORROSION PROTECTION—Extensive use of galvanized steel; lower bodyside urethane stone chip-resistant primer; front fender plastic liners	S	S	S	S
DEFROSTER—Rear window, electrically heated	O	O	—	O
FUEL FILLER DOOR RELEASE—Remote control	—	S	—	S
GLASS—Tinted	O	O	S	O
HALOGEN HEADLAMPS—Low-high beams	S	S	S	S
HANDLES—PASSENGER ASSIST—Above doors	—	S	—	S
HOOD RELEASE—Inside	S	S	S	S
ILLUMINATED ENTRY SYSTEM	O	O	O	O
INSTRUMENT PANEL—Non-Electronic	S	S	S	—
Electronic with LED tachometer	—	—	—	S
POWER—Door locks, seats, windows	O	O	O	O
RADIOS—AM, electronically-tuned with integral digital clock	S	S	S	S
AM/FM/MX stereo electronic tuned with integral digital clock	O	O	O	O
SEATS—Cloth & vinyl, highback bucket seats, reclining seat backs	S	S	—	S
Vinyl low back bucket seats with reclining seat backs	—	—	S	—
Cloth & vinyl bench seat with folding centre armrest	N/C	N/C	—	—
All vinyl bench seat with folding centre armrest	—	N/C	—	—
SPEED CONTROL—Automatic	O	O	O	O
STEERING COLUMN—Tilt	O	O	O	O
STEERING WHEEL—Luxury, 2-spoke, leather wrapped	O	O	O	O
SUSPENSION—Sport Handling	—	—	—	S
Heavy-duty	O	O	O	—
TIRE—Conventional spare tire	O	O	O	O
TIRES—P185/70 R14, steel belted radial BSW	—	—	S	—
P185/70 R14, steel belted radial WWSW	S	S	O	—
P185/70 R14, steel belted performance radial RBL	—	—	—	S
UNDERCOATING	O	O	O	O
VINYL ROOF—Padded landau	S	—	—	—
WHEELS—Wire wheel covers	O	O	O	—
WINDSHIELD WIPERS—Variable-delay intermittent	O	O	O	S

S—Standard Equipment O—Optional Equipment N/C—No Charge option  
BSW—Black side walls WWSW—Wide white side walls RBL—Raised black letters

Your Dealer has complete details on additional standard/optional equipment available. See him for details.

## Dimensions, Weight and Capacity

	Two-door Coupe		Four-door Sedan		Convertible	
	mm.	inches	mm.	inches	mm.	inches
Wheelbase	2548	100.3	2624	103.3	2548	100.3
Overall Length (a)	4563	181.2	4754	187.2	4563	181.2
Overall Width	1740	68.5	1734	68.3	1740	68.5
Overall Height (b)	1336	52.6	1346	53.0	1374	54.1
Turning Diameter—metres (feet)	10.6 (34.6)		10.6 (34.6)		10.6 (34.6)	
Curb Weight—kilograms (pounds)	1118 (2465)		1165 (2564)		1149 (2532)	
Usable Luggage Capacity—dm <sup>3</sup> (cu. ft.)	428 (15.0)		484 (17.1)		370 (13.1)	
Passenger Capacity	5 or 6 (c)		5 or 6 (c)		4	
Fuel Capacity—litres (Imp. Gals.)	53 (11.7)		53 (11.7)		53 (11.7)	

## Engines and Transaxles

	2.2-litre 4-cyl.	2.2-litre 4-cyl. EFI	2.2-litre 4-cyl. EFI Turbo (e)	2.6-litre 4-cyl. (d) (e)
Availability—2-door 4-door Convertible	Standard — Standard	N.A. Standard N.A.	Optional Optional Optional	Optional Optional Optional
Type	SOHC	SOHC	SOHC	SOHC
Carburetor	2-Barrel	Throttle-Body	Multi-point	2-Barrel
Net Power—kW (bhp) @ RPM	73 (98) @ 5200	74 (99) @ 5600	106 (142) @ 5600	78 (105) @ 4800
Net Torque—N•m (lb. ft.) @ RPM	161 (119) @ 3200	164 (121) @ 3200	217 (160) @ 3200	192 (142) @ 2800
Transaxle and OTGR* Availability 5-Speed Manual—Std.	2.57 (f)	2.57	2.57 (g)	—
3-Speed Automatic—Opt.	3.02	3.02	3.02	3.02

(a) Includes bumper guards (b) Based on 5-passenger load, base engine and standard tires  
(c) 6-passenger seating with optional front bench seat (N.A. 600 ES) (d) Mitsubishi "Silent Shaft"  
(e) With Extended Life exhaust system (f) N.A. Convertible (g) Dodge 600 ES only  
Std.—Standard Opt.—Optional at extra cost  
\*OTGR—Overall Top Gear Ratio. Similar to the "Axle Ratio" for a rear drive car.

## 5/80 WARRANTY COVERAGE

Chrysler offers for 1984 a comprehensive warranty for 12 months or 20,000 kilometres covering repairs to any part of the vehicle which proves defective in materials or workmanship in normal use. In addition, power train components are covered for 5 years or 80,000 kilometres (subject to deductible). Ask your Dealer for complete details.

## 5/80 OUTER PANEL ANTI-CORROSION PROTECTION

The 5/80 Outer Panel Anti-Corrosion Limited Warranty provides protection against perforation for outer panels up to 5 years or 80,000 kilometres (whichever occurs first) from the warranty start date. Ask your Dealer for complete details.

## OPTIONAL CHRYSLER SERVICE CONTRACTS

Chrysler Canada Ltd.'s Service Contracts are available for most new Chrysler Canada Ltd. vehicles.

These optional Service Contracts provide protection against rising service and parts costs for specified repairs beyond the time and mileage limitations of the New Vehicle Limited Warranty for 5 years or 80,000 kilometres, whichever occurs first, from the warranty start date.

These contracts have a \$25 deductible and provide an allowance for alternate transportation and towing should a failure occur on a covered component. Coverage (except for the alternate transportation allowance) begins when the basic limited warranty expires.

Ask your Dealer for full details.



All product illustrations and specifications are based on authorized information. Although all descriptions are believed correct at publication, accuracy cannot be guaranteed. Some of the equipment shown on product illustrations is optional at extra cost. Chrysler Canada Ltd. reserves the right to make changes from time to time, without notice or obligation, in prices, standard and optional equipment listed, specifications, colours and materials, and to change or discontinue models. Certain models, packages and options are subject to specific requirements and restrictions. Ask your dealer for the latest information.



Join the  
Chrysler  
Revolution!

We've got  
Chrysler leaseAbility

... which means any Chrysler, Dodge or Plymouth car can be leased from your local Chrysler Dealer... the Leasing Professional.