

HONDA CIVIC

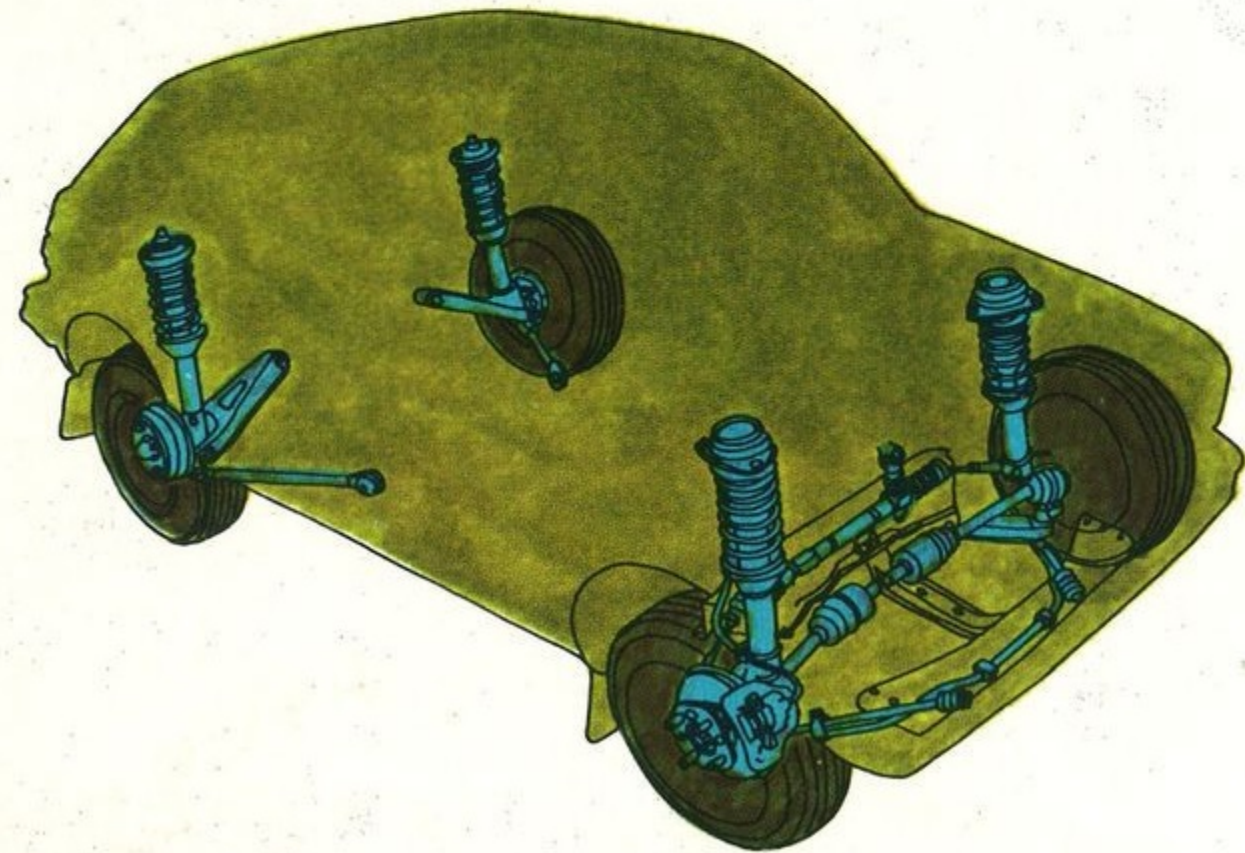
What the world is coming to.



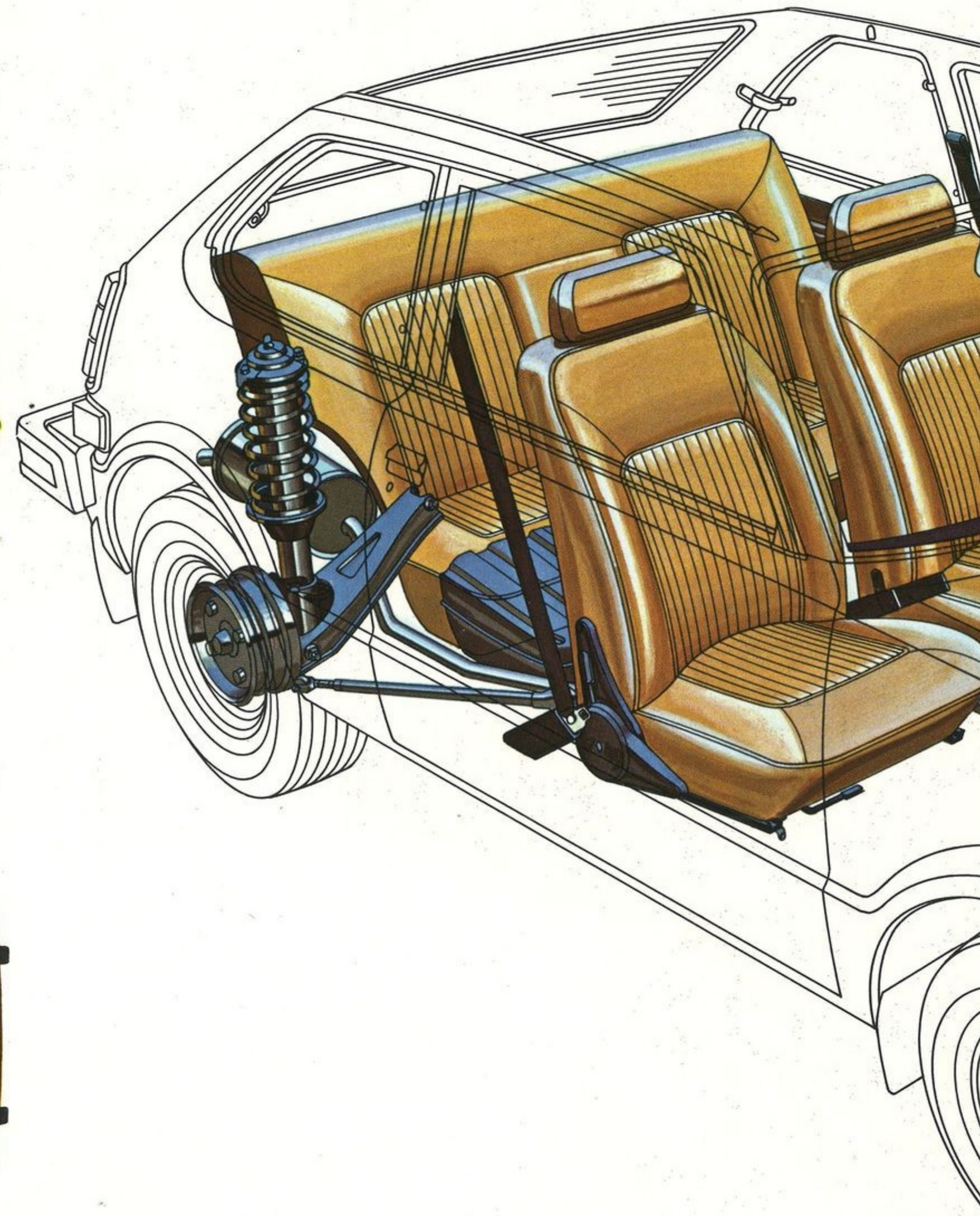

Sedan and Hatchback

For today's driving realities it takes guts. That's why the Honda Civic is engineered to meet the demands of your driving patterns—not just simple pollution standards. At the heart of every Honda Civic is an engine with the power and ability to perform economically even if you never take the car beyond the city limits.

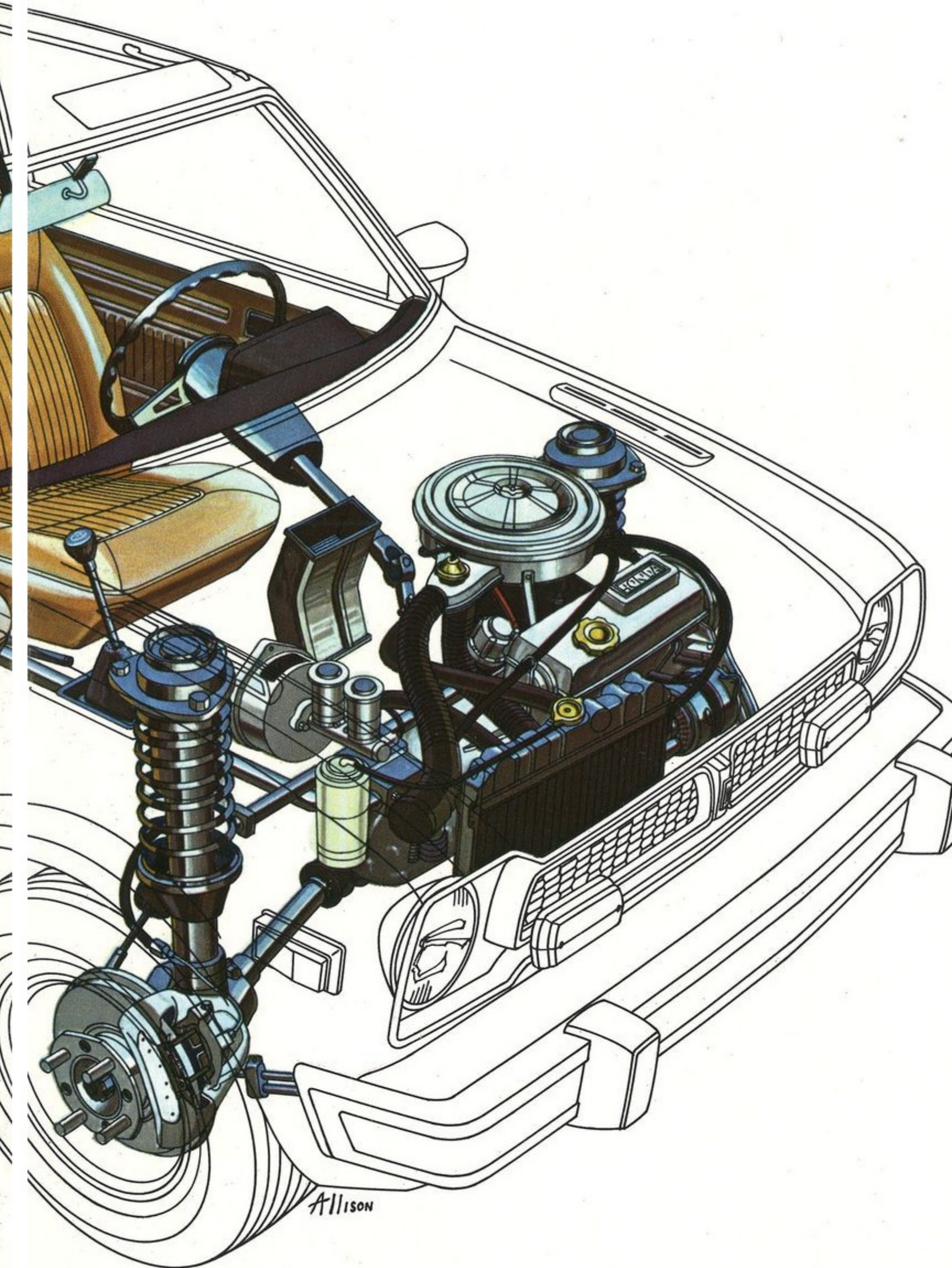
There is independent suspension with MacPherson struts and coil springs, so you get good handling and control in corners and on curves.



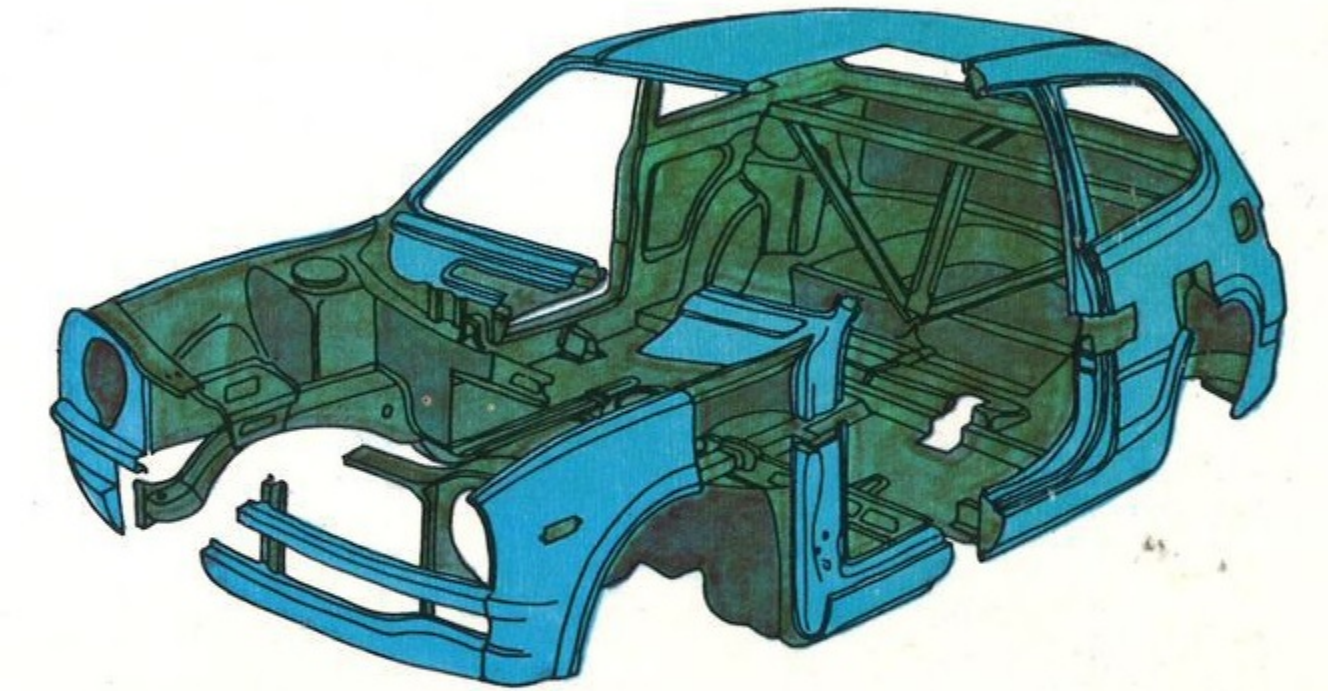
Since you'll stop your car as many times as you start it, every Honda Civic has two independent braking systems. The front wheel disc brakes are connected diagonally to the rear brakes. If one system fails you still have the other to help stop you.



4-Speed Sedan



Surrounding you is Honda's unitized body construction that resists those rattles that can rattle your nerves, because much of the car is welded, not bolted together.



Inside there's space—real elbow room—because the Honda Civic has been designed around people. You don't have to conform to the shape of the interior as you sometimes do in other cars. You can turn to check traffic comfortably.

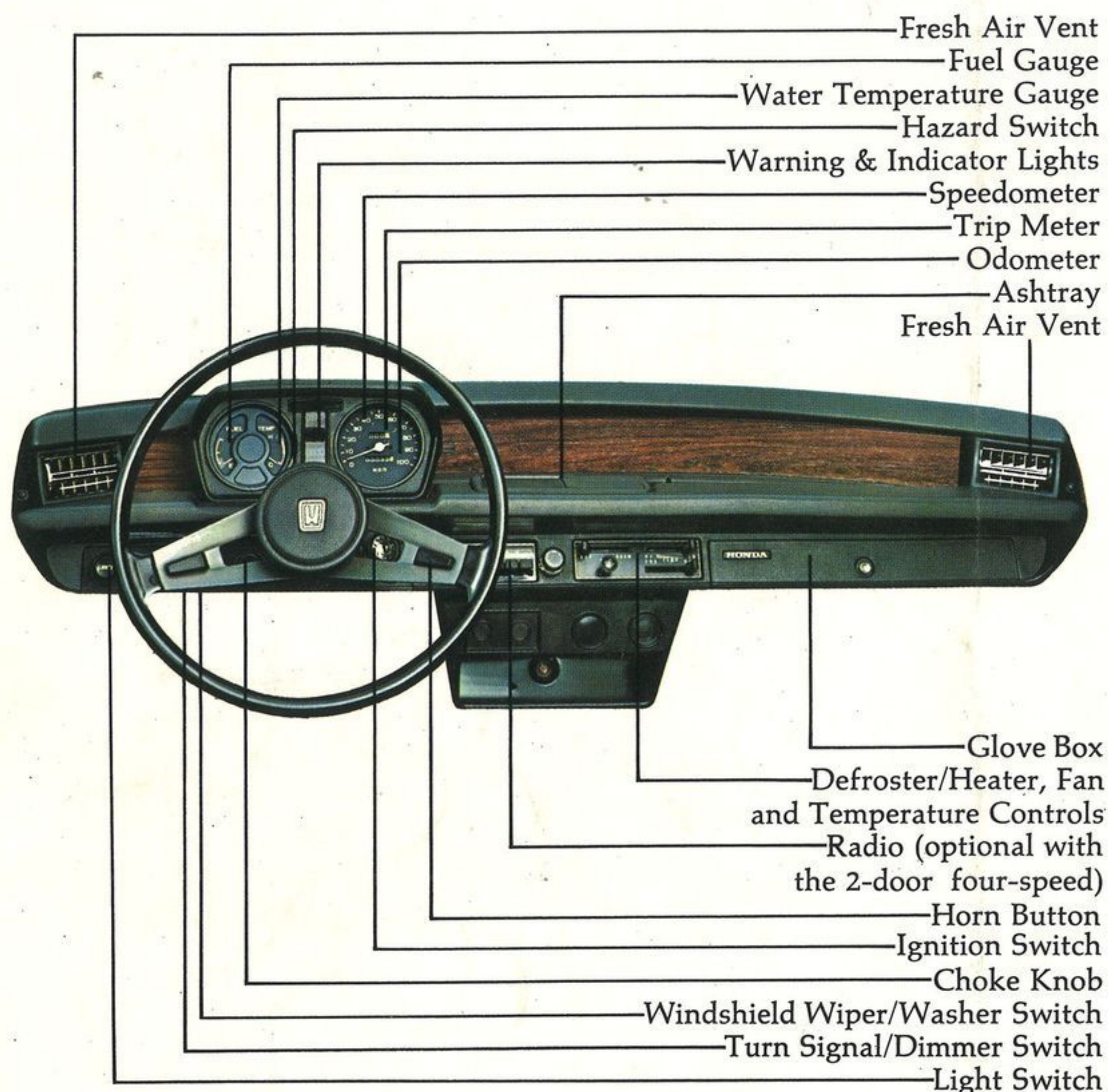


To give you this space the engine was mounted transversely—sideways—so it doesn't intrude on the leg room in the passenger compartment.

Another nice feature of the Honda Civic is front wheel drive. By placing the weight of the engine over the drive wheels, you get good traction, pulling you around corners rather than pushing you around.

The driving conditions today demand a lot from a car—so drive the car that will meet your standards. That's the Honda Civic. What the world is coming to.

Specifications



Your Honda Dealer:

HONDA

American Honda Motor Co., Inc.
P. O. Box 50—100 W. Alondra Blvd., Gardena, CA 90247
Cable Address—AMEHON, Gardena, CA (213) 321-8680

Prices, colors, materials, equipment, specifications and models are subject to change without notice.

CIVIC and HONDAMATIC are Honda Trademarks

GENERAL

Front engine, front wheel drive, four-passenger, two-door sedan or hatchback

ENGINE

Transversely mounted, four-cylinder, overhead camshaft (OHC), four-stroke

Cylinder Arrangement
Bore & Stroke
Displacement
Compression Ratio
Carburetor
Valve Train
Cooling System
Fuel
Engine Material

4 in line
2.83 x 2.99 inches
75.5 cubic inches
8.1:1
Two-barrel down draft
Overhead camshaft
Water-cooled
Regular, low-lead or unleaded gasoline
Crankcase: Aluminum alloy
Cylinders: Cast iron
Cylinder head: Aluminum alloy

DRIVE TRAIN

Manual Transmission
Clutch
Hondamatic

4-speed all synchromesh
Single dry plate, diaphragm
Torque converter, with 2 manually selected forward speeds

SUSPENSION

Front

Independent MacPherson strut, coil spring

Rear

Independent MacPherson strut, coil spring

STEERING

Type
Turning Circle

Rack and pinion
31 feet

BRAKING SYSTEM

Front

Self-adjusting power assisted disc brakes

Rear

Power assisted leading-trailing shoe drum type

TIRES

Type

600S12

DIMENSIONS & CAPACITIES

Overall Length
Overall Width
Overall Height
Wheelbase
Track Front
Track Rear
Ground Clearance
Curb Weight

147.83 inches
59.25 inches
52.17 inches
86.6 inches
51.2 inches
50.4 inches
6.9 inches

Sedan:

Manual Transmission 1687 lbs.
Hondamatic 1709 lbs.

Hatchback:

Manual Transmission 1720 lbs.
Hondamatic 1742 lbs.

Seating Capacity
Fuel Tank Capacity

4
10.6 gallons

Printed in U.S.A.