

1986

**DODGE 600**

86



600



1986

## DODGE 600 SE

*Times may change, but certain values don't. And for those who value the luxury of a comfortably-proportioned four-door sedan with generous interior and trunk space, Dodge 600 SE is most accommodating.*

*But outstanding roominess is only one expression of luxury. In typical Dodge tradition, 600 SE offers much more.*

*Front-wheel-drive, 2.2-litre fuel-injected engine, power*

*steering, power brakes, automatic transmission—all standard.*

*AM-stereo/FM-stereo radio with four speakers and inbuilt digital clock, plus a host of other standard features to make owning and driving 600 SE a pleasurable experience—driver-adjustable left mirror, remote-release for the trunk-lid with an override security feature for valet-parking; trunk and under-hood lights, a courtesy light on every door, a reading lamp*

*built into the dome light, tinted glass, assist handles over the passenger doors; a 90-ampere alternator and a 400-ampere Maintenance-Free battery for the realities of Canadian winters, and corrosion protection to match, with almost every body panel and structural member made from galvanized or zinc-coated steel, and deep-lustre acrylic clearcoat over the tough enamel paint finish.*


**A contemporary  
expression of  
traditional  
values**



*About this catalogue. Since the time of printing, some of the information you'll find in this catalogue may have been updated. Ask your dealer for details before ordering.*



◆ **Dodge 600 Four-Door Sedan gives you many of the SE features. A full six-seater, it's the perfect choice for families on the go.**



◆ **Instruments are easy to read and controls are intelligently placed to provide the optimum in driving pleasure.**



◆ **Dodge 600 SE features luxury 50/50 cloth-faced individual reclining seats; shown here. Centre armrests fold to accommodate a third front occupant. Dodge 600 Four-Door has a front bench seat with centre armrest.**

◆ **Dodge 600 SE Four-Door Sedan treats the whole family to an exciting new world of luxury. And getting it all at a Dodge price makes luxury a very smart value.**



1986

## DODGE 600 COUPE

*The Dodge 600 Two-Door Coupe. Exclusive. And special. Few automobiles can match its unique combination of luxury, technology, stylishness, compact size, and solid Dodge value.*

*First impressions are important, and Dodge 600 Coupe doesn't disappoint. The clean, crisp lines are accented with a padded landau roof, elegant opera windows, slim-stripe white sidewall tires and attractive full wheel covers.*

*Inside are individually-adjustable, high-back, cloth-faced reclining front seats shaped for support and comfort. Standard equipment includes power steering, power brakes, automatic transmission, AM-stereo/FM-stereo radio with four speakers and integral digital clock, variable-delay intermittent wipers, tinted glass, warning lights for door or trunk lid ajar, low fuel or low washer fluid, courtesy lamps in each door trim panel,*


*trunk light, day/night prismatic mirror, remote-control driver's mirror, and more—including interior room and trunk space you wouldn't have expected in an automobile with such trim exterior proportions.*

*Dodge 600 Coupe. Engineered with Chrysler's famous front-wheel drive, conceived and constructed with computer precision for reliability and durability, and equipped to please.*


**Step up to  
personal  
luxury . . .  
you've  
earned it**



◆ **Style and comfort** abound in Dodge 600 Coupe's handsome interior. Individually adjustable, reclining high-back front seats are cloth-faced for comfort. A bench seat with fold-down centre arm-rest is available.



◆ **Chrysler's optional 2.5-litre engine** has unique twin balance shafts for outstanding four-cylinder smoothness. The increased displacement delivers more horsepower, and more torque for extra throttle response.



◆ **Chrysler's 2.2-litre fuel-injected Turbo** combines the power response of a V-6 or V-8 with the cruising economy of a four-cylinder. Its special watercooled housing allows Chrysler to back it with the full powertrain warranty. (See back page for more details.)

◆ **Dodge 600 Coupe is beautiful even under the skin** where careful construction and the use of galvanized steel help assure that it will remain attractive in years to come.



## DODGE 600 CONVERTIBLE

Let's put the top down! The open road and the sky overhead. It's as close as you'll get to flying with four wheels on the road.

Dodge 600 Convertible doesn't just bring back memories, it creates new ones. It does it with bucket seats, an AM-stereo/FM-stereo radio with four speakers and built-in digital clock, a smooth-folding power convertible top with power quarter windows, automatic transmission and a choice of three fuel-

injected engines. Plus, there's a sporty 600 ES Turbo Option Package that provides a 2.2-litre fuel-injected Turbo-charged engine, Sport/Handling suspension, 15-inch cast aluminum road wheels with Eagle GT performance tires, power windows, Corinthian leather bucket seats, an electronic instrument cluster and much, much more. Now, if that leaves you breathless, you're getting the idea of what Dodge 600 Convertible is

all about!

Naturally, there are more logical considerations, such as the stability of front-wheel-drive, special torque tube construction that gives the body structure tremendous rigidity, and extensive use of galvanized steel for corrosion protection—assurances that let you drop the top and get on with enjoying yourself.




◆ **There's plenty of fun to be had in the Dodge 600 Convertible. It gives you all the pleasures of top-down motoring at a very attractive price.**

**Remember the joy of a convertible? Dodge didn't forget, either!**



◆ **Low-back bucket seats in vinyl with adjustable headrests, plus a full centre convenience console with built-in armrest, are standard on Dodge 600 Convertible. (Shown) Order Dodge 600 ES Turbo Convertible and luxurious Corinthian leather upholstery is yours.**



◆ **Dodge 600 ES has the latest in high-tech instrumentation. The Electronic Cluster features digital readouts for speedometer, odometer and electronic gauges for oil pressure, fuel, coolant temperature and electrical voltage.**

◆ **Dodge 600 ES with special black-out appearance features, electronic instrumentation, 2.2 Turbo engine, Sport/Handling Suspension, 15-inch Shelby-style aluminum wheels and performance tires.**

## DODGE 600 SELECTED OPTIONS


1. **Bi-Level Air Conditioning** pays its way on long, hot summer drives. The light-touch mode controls give you effortless and precise temperature control. The Bi-Level design allows you to direct cooling and heating airflow for maximum comfort.

2. **The Ultimate Sound System** is just that—the finest Dodge 600 offers. It gives you AM stereo/FM stereo with

electronic station tuning, memory scan plus up-and-down scan. The cassette tape player has metal tape capability, auto reverse and Dynamic Noise Reduction.

For the ultimate in sound control a 5-band graphic equalizer and ambience control are provided. A "joystick" balance/fader control distributes the sound between the six speakers. Total power is 36 watts (RMS).

**Make a good thing even better with Dodge 600 Options**




1



2



3



4

5



6


3. **Illuminated Vanity Mirror** is conveniently mounted on the back of the passenger sun visor, and lights up automatically when the cover is opened, with the choice of two levels of brightness.

4. **Aluminum Road Wheels** add a sporty and distinctive look to your new Dodge 600 Coupe. Also available on all models are optional wire-style wheel covers.


5. **Power Remote-Controlled Driving Mirrors** let you adjust the mirrors from inside the car. A great choice if two or more drivers are in the family.

6. **Automatic Speed Control** lets you relax with your foot off the accelerator pedal. It's great on long trips, and because it maintains a constant speed, you'll be making the most of your fuel dollar. Control is conveniently mounted on the multifunction control lever and disengages automatically when the brake pedal is applied. Resume feature will then bring you back up to your previously set speed.





7



8



9

## "To Be The Best"

7. **Power Seat** control is available on the front bench seat, driver's bucket seat, and the driver's side of 600 ES's 50/50 individual front seats. It gives you fingertip control for six-way adjustment.

8. **Low Travel Power Window** controls give you simple, precise control of window movement. Individual controls are provided for each window, but the driver has control over them all, including the ability to lock-out the passenger controls when children are in the car.

9. **Illuminated Entry System** provides both convenience and safety. The front door handles activate lights inside the car and also illuminate the door lock key hole.

"We don't want to be the biggest. Just The Best".

This goal reflects the realism of The New Chrysler Corporation—realism that has transformed Chrysler in recent years to being one of the most forward-thinking of the world's automobile manufacturers. It's realism that recognizes that customer satisfaction comes not from being the biggest, but only from being The Best. And how do you get to be The Best? Engineering leadership has a lot to do with it.

It is not an unfamiliar story for Chrysler. Such past landmarks as the Slant-Six engine, electronic ignition and spark control, and water-cooled turbochargers, have established and maintained this leadership.

Being The Best means more than simply having good products. It involves a total dedication to Quality.

Quality in Concept—the foresight to lead, not follow, the marketplace. Front-wheel-drive Dodge Omni back in 1978; maximum dollar-value K-cars in 1981; precedent-shattering family wagon—Dodge Caravan in 1984; first North American-built front-wheel-drive sports cars—Chrysler Laser and Daytona Turbo Z in 1984; world-class sports sedans—Chrysler LeBaron GTS and Dodge Lancer in 1985.

Quality in Design—the industry's largest fully-integrated computer-assisted design network links all aspects of styling, engineering and manufacturing process design into a coordinated whole.

Quality in Assembly—utilizes robotics for welding, painting and material handling; computerized planning and scheduling systems; and state-of-the-art painting systems, for flawless finish and superior corrosion resistance.

Quality in Service—with factory-trained service technicians in a 500-plus dealer network all across Canada.

Quality in Consumer Protection—at Chrysler, Quality isn't just a buzz-word. We back up our claims with some of the best warranties in the business. See last page for details.

Quality in Personnel—at Chrysler, every employee from the shop floor to the executive suite gets the best possible training, so each can contribute his or her skills and knowledge to the common goal.

To become not The Biggest—just The Best.



<b>Dodge 600</b> <b>Selected Standard and Optional Features</b>	2-Door Coupe	4-Door Sedan	SE 4-Door Sedan	Con- vertible
AIR CONDITIONING—Bi-level	O	O	O	O
ALTERNATOR—90 amp.	S	S	S	S
ARMREST(S)—Centre front	O	S	S	S
ASSIST HANDLES—Above doors (3)	NA	S	S	NA
BATTERY—400 amp., Maintenance-Free	S	S	S	S
500 amp., Maintenance-Free	O	O	O	O
BRAKES—Power front disc, rear drum, self-adjusting	S	S	S	S
CLOCK—Digital electronic, integral with radio	S	S	S	S
CONSOLE—Front, with cubby box/coin holder/cup or cassette holder	O	NA	NA	NA
Shifter, with power top and quarter window switches	NA	NA	NA	S
CORNERING LAMPS	NA	NA	S	NA
CORROSION PROTECTION—Extensive use of galvanized steel; lower bodyside urethane stone chip-resistant coating; front fender plastic liners (backed by Chrysler's Anti-Corrosion Limited Warranty)	S	S	S	S
DEFROSTER—Rear window, electric	O	O	O	NA
ELECTRONIC FUEL INJECTION—Chrysler/Bosch	S	S	S	S
ENGINE BLOCK HEATER	O	O	O	O
GLASS—Tinted	S	S	S	S
HALOGEN HEADLAMPS	S	S	S	S
INSIDE REMOTE RELEASES—Hood	S	S	S	S
Fuel door	NA	S	S	NA
Trunk lid	O	NA	S	O
INSTRUMENT PANEL—Conventional dials	S	S	S	S
Electronic with L.E.D. tachometer	NA	NA	NA	O
MIRRORS—Dual, outside, power-adjustable; Illuminated, vanity	O	O	O	NA
PACKAGE—600 ES Turbo Convertible	NA	NA	NA	O
POWER ASSISTS—Door locks, windows	O	O	O	O
RADIO—Electronically-tuned with digital readout and clock	S	S	S	S
AM	NA	S	NA	NA
AM stereo/FM stereo	S	O	S	S
Ultimate sound AM stereo/FM stereo with cassette, 6 speakers, Graphic Equalizer and Dynamic Noise Reduction Systems	O	O	O	O
SEATS—Bucket, cloth-faced, high-back with dual recliners	S	NA	NA	NA
Bench, cloth-faced, with centre armrest	NC	S	NA	NA
50/50 front, individual, cloth, with recliners and fold-down centre armrests	NA	NA	S	NA
Bucket, vinyl, low-back, with dual recliners/adjustable headrests	NA	NA	NA	S
Low-back bucket, leather, with dual recliners/adjustable headrests	NA	NA	NA	O
SPARE TIRE—Conventional, replaces compact type	O	O	O	O
SPEED CONTROL, AUTOMATIC	O	O	O	O
STEERING, RACK-AND-PINION—Power, 18:1 ratio (14:1 Sport Handling)	S	S	S	O
Manual, 22:1 ratio	NA	NA	NA	S
STEERING COLUMN—Tilt	O	O	O	O
STEERING WHEEL—Leather-wrapped luxury	O	NA	NA	O
SUSPENSION—Heavy-duty, includes gas-filled struts/shock absorbers, higher rate springs	O	O	O	O
Sport Handling, includes gas-filled struts/shock absorbers, oversize sway bars, firm-feel, quick ratio steering	O	O	O	O
TIRES—P185/70 R14, SBR, BSW, All-Season	NA	NA	NA	S
P185/70 R14, SBR, WSW, All-Season	S	S	S	O
P195/60 R15, SBR, RBL, Eagle GT	NA	NA	NA	O
VINYL ROOF—Padded Landau	S	NA	NA	NA
WHEEL DRESS-UP—14" wire, wheel covers with locks	O	O	O	O
WINDSHIELD WIPERS—Variable Delay, intermittent wipe	S	O	S	S

S—Standard equipment O—Optional equipment at extra cost NA—Not available NC—No charge option  
 SBR—Steel-belted radial WSW—White side walls BSW—Black side walls RBL—Raised black letters  
 This catalog does not list all standard and optional equipment items and some options are subject to availability restrictions.  
 See your dealer for complete details.

Dimensions, Weights and Capacities	Two-Door Coupe		Four-Door Sedan		Convertible	
	mm.	ins.	mm.	ins.	mm.	ins.
Wheelbase	2548	100.3	2624	103.3	2548	100.3
Overall Length (a)	4604	181.2	4703	185.1	4604	181.2
Overall Width	1725	67.9	1739	68.5	1725	67.9
Overall Height (b)	1335	52.6	1350	53.1	1365	53.7
Turning Diameter—metres (feet)	10.6 (34.6)					
Curb Weight—kilograms (pounds)	1136 (2506)		1177 (2595) (c)		1182 (2607)	
Usable Luggage Capacity—Usable (cu. ft.)	425 (15.0)		481 (17.0)		297 (10.5)	
Passenger Capacity	5 or 6 (d)		6		4	
Fuel Capacity—litres (Imp. gals.)			53 (11.7)			

Engines and Transaxles	2.2-litre 4-cylinder EFI	2.5-litre 4-cylinder EFI	2.2-litre 4-cylinder EFI TURBO
Availability	Standard	Optional	Optional
Type	SOHC	SOHC	SOHC
Fuel Delivery	Throttle Body EFI	Throttle Body EFI	Multipoint (Port) EFI
Net Power—kW (bhp) @ RPM	73 (98) @ 5200	75 (101) @ 5200	109 (146) @ 5200
Net Torque—N-m (lb-ft) @ RPM	165 (122) @ 3200	184 (136) @ 2800	230 (170) @ 3600
Exhaust System—type of steel	Aluminized	Aluminized	Extended-Life
Transaxle and OTGR* availability 3-Speed Automatic—Std.	3.02	3.02	3.02

(a) Includes bumper guards. (b) Based on 5-passenger load (4-passenger on Convertible), base engine and standard tires.  
 (c) Base model (d) 6-passenger seating with optional front bench seat.  
 Std.—Standard EFI—Electronic Fuel Injection

\*Overall Top Gear Ratio (OTGR) is similar to the Axle Ratio on a car with rear-wheel drive.

**TRAILER TOWING:** Ask your dealer for Chrysler Canada's special information and recommendation brochure.

**BEST IN PROTECTION**

• Engine & Powertrain  
• Outer Panel rust through

**5/80\***

**EVERY CHRYSLER BUILT CAR & TRUCK**

\*Limited Warranty



Mopar/Autopar parts are engineering approved by Chrysler Canada Ltd. for your vehicle. When replacement is necessary, be sure to specify the use of Mopar/Autopar parts. There's no substitute for quality.



All product illustrations and specifications are based on authorized information. Although all descriptions are believed correct at publication, accuracy cannot be guaranteed. Some of the equipment shown on product illustrations is optional at extra cost. Chrysler Canada Ltd. reserves the right to make changes from time to time, without notice or obligation, in prices, standard and optional equipment listed, specifications, colours and materials, and to change or discontinue models. Certain models, packages and options are subject to specific requirements and restrictions. Ask your dealer for the latest information.



AT CHRYSLER,  
WE JUST WANT  
TO BE THE *best*

**We've got Chrysler LeaseAbility**  
 ... which means any Chrysler, Dodge or Plymouth car can be leased from your local Chrysler Dealer...the Leasing Professional.