

Honda<sup>2001</sup>







Presenting the entire lineup of Honda vehicles for 2001. Impressive, to say the least. From the completely redesigned Civic to the S2000 roadster to the gasoline-electric hybrid Insight, each one embodies the values that Honda represents. Innovative design, advanced technology and

environmental responsibility. While every vehicle addresses a different set of needs, they all share the same appeal. Since they're Hondas, you know you'll be driving a car as unique as you are, and still find the quality, reliability and value that comes standard on every single one.



# Civic Coupe

**Civic DX Coupe includes:** 115-hp, 1.7 Liter 16-Valve Engine • Rated as Ultra-Low-Emission Vehicle (ULEV) • 5-Speed Manual Transmission • Front MacPherson Strut/Rear Double Wishbone Suspension • 105,000-Mile Tune-Up Interval<sup>†</sup> • AM/FM Stereo w/4 Speakers & Clock • Driver's and Front Passenger's Airbags (SRS) • Available Dual Side Airbags • 60/40 Split Fold-Down Rear Seatback w/Lock • Front Beverage Holders • Adjustable Steering Column • Driver's and Front Passenger's Vanity Mirrors • Immobilizer Theft-Deterrent System • Integrated Rear-Window Antenna

**HX adds to DX:** 117-hp, 1.7 Liter VTEC<sup>®</sup>E Lean-Burn Engine • Power Mirrors and Door Locks • Cruise Control • AM/FM Stereo Cassette w/4 Speakers & Clock  
**LX adds to DX:** Air Conditioning w/Micron Air-Filtration System • Power Windows, Mirrors and Door Locks • Cruise Control • AM/FM Stereo Cassette w/4 Speakers & Clock • Map Lights  
**EX adds to LX:** 127-hp, 1.7 Liter VTEC-E Engine • Anti-Lock Braking System (ABS) • Power Moonroof w/Tilt Feature • AM/FM Stereo CD Player w/6 Speakers & Clock • 15" Wheels



The fun-to-drive nature of the Civic Coupe was brought inside with distinctive silver accents. One place you'll find them is on the shift gate of every model with a 4-speed automatic transmission.



Civic EX Coupe shown.

The all-new Civic Coupe has reinvented itself. From its captivating styling to its cleaner-burning engine<sup>†</sup> to its redesigned interior. It stands apart from the rest of its class in every respect. Its spirited nature is evident in its agile and responsive handling. As well as

in the new and more powerful engine that still gets great gas mileage. The Civic's new innovative design has a spacious interior offering more room for a comfortable ride. Sporty and refined, the Civic Coupe remains an outstanding value, and is truly a car that makes driving fun.

<sup>†</sup>Does not apply to fluid and filter changes. See your owner's manual for details.



Civic LX Coupe shown in Rallye Red.





Civic EX Sedan shown in Satin Silver Metallic.



The Civic Sedan instrument panel is a perfect example of Honda ergonomics at work. The backlit gauges are easy to see and read, so you can keep your eyes on the road.

## Civic Sedan

**Civic DX Sedan includes:** 115-hp, 1.7 Liter 16-Valve Engine • Rated as Ultra-Low-Emission Vehicle (ULEV) • 5-Speed Manual Transmission • Front MacPherson Strut/Rear Double Wishbone Suspension • 105,000-Mile Tune-Up Interval<sup>†</sup> • AM/FM Stereo w/4 Speakers and Clock • Driver's and Front Passenger's Airbags (SRS) • Available Dual Side Airbags • 60/40 Split Fold-Down Rear Seatback w/Lock • Front Beverage Holders • Adjustable

Steering Column • Driver's and Front Passenger's Vanity Mirrors • Immobilizer Theft-Deterrent System  
**LX adds:** Air Conditioning w/Micron Air-Filtration System • Power Windows, Mirrors and Door Locks • Cruise Control • AM/FM Stereo Cassette w/4 Speakers and Clock • Map Lights  
**EX adds:** 127-hp, 1.7 Liter VTEC-E Engine • Anti-Lock Braking System (ABS) • Power Moonroof w/Tilt Feature • AM/FM Stereo CD Player w/4 Speakers and Clock • Rear Beverage Holder



Civic LX Sedan shown.

Honda engineers have a reputation for pushing the envelope. The all-new Civic Sedan is a testament to that. Intelligent and reliable, yet fun to drive, the Civic Sedan is quick, responsive and more fuel-efficient\* than ever before. Forward-thinking innovations in the

cabin design, like a flat rear floor, offer more interior and cargo space. The Civic Sedan's new distinctive styling is the definition of simple elegance. Unparalleled quality and legendary reliability are just a few of the standard features. This is clearly Honda ingenuity at work.

<sup>†</sup>Does not apply to fluid and filter changes. See your owner's manual for details.



# Accord Sedan

## Accord DX Sedan includes:

135-hp, 2.3 Liter, 16-Valve Engine  
• Rated as Low-Emission Vehicle (LEV) • 5-Speed Manual Transmission • 4-Wheel Double Wishbone/ Multilink Suspension • Variable-Assist Power Rack-and-Pinion Steering • 105,000-Mile Tune-Up Interval† • AM/FM Stereo Cassette w/2 Speakers • Driver's and Front Passenger's Airbags (SRS) • Fold-Down Rear Seatback w/Lock • Immobilizer Theft-Deterrent System  
**LX adds to DX:** 150-hp‡, 2.3 Liter, 16-Valve VTEC™ Engine • Rated as LEV or Better • Air Conditioning w/Micron Air-Filtration System • Power Windows, Mirrors and Door Locks • Cruise Control • AM/FM Stereo CD Player w/6 Speakers

**EX adds to LX:** 150-hp,\*\* 2.3 Liter, 16-Valve VTEC Engine • 4-Wheel Disc Brakes w/Anti-Lock Braking System (ABS) • Power Moonroof w/Tilt Feature • Dual Side Airbags • AM/FM Stereo Cassette w/6-Disc In-Dash CD Changer & 6 Speakers • Security System w/Remote Entry • Alloy Wheels • Floor Mats  
**LX V-6 includes:** 200-hp, 3.0 Liter, 24-Valve VTEC V-6 Engine • Driver's Seat w/8-Way Power Adjustment • 4-Speed Automatic Transmission • Traction Control System (TCS)  
**EX V-6 adds to LX V-6:** Automatic Climate Control • Leather-Trimmed Seats and Door Panel Inserts • Front Passenger's Seat w/4-Way Power Adjustment



Steering wheel-mounted audio controls on the Accord EX V-6 and EX with leather allow you to easily adjust your stereo without taking your hands off the wheel or your eyes off the road.



Accord EX V-6 Sedan shown.

The Accord Sedan is a shining example of comfort, elegance, quality and reliability. The new exterior styling enhances its strong and refined appeal. Both the 4-cylinder and V-6 engines provide responsive acceleration along with remarkable fuel efficiency. Couple that with

the surefooted handling of the 4-wheel double wishbone/multilink suspension, and what you get is a thoroughly rewarding driving experience. The luxurious interior is quiet, roomy and full of many intelligent features. Leaving you with a feeling that's purely Honda.

†Does not apply to fluid and filter changes. See your owner's manual for details.



Accord EX V-6 Sedan shown in Satin Silver Metallic.





Accord EX V-6 Coupe shown in Naples Gold Metallic.



No longer will you have to go to the trunk to change your CD. The stereo system in both the Accord EX and EX V-6 comes with a 6-disc in-dash CD changer and 6 speakers.

## Accord Coupe

**Accord LX Coupe includes:**  
 150-hp, 2.3 Liter, 16-Valve VTEC Engine • Rated as a Low-Emission Vehicle (LEV) or Better • 5-Speed Manual Transmission • 4-Wheel Double Wishbone/Multilink Suspension • Variable-Assist Power Rack-and-Pinion Steering • 105,000-Mile Tune-Up Interval<sup>†</sup> • Air Conditioning w/Micron Air-Filtration System • Power Windows, Mirrors and Door Locks • Cruise Control • AM/FM Stereo w/CD Player & 6 Speakers • Driver's and Front Passenger's Airbags (SRS) • 60/40 Split Fold-Down Rear Seatback w/Lock • Front and Rear Beverage Holders • Immobilizer Theft-Deterrent System

**EX adds:** 4-Wheel Disc Brakes w/Anti-Lock Braking System (ABS) • Power Moonroof w/Tilt Feature • AM/FM Stereo Cassette w/6-Disc In-Dash CD Changer & 6 Speakers • Dual Side Airbags • Security System w/Remote Entry • 15" Alloy Wheels • Floor Mats  
**LX V-6 includes:** 200-hp, 3.0 Liter, 24-Valve VTEC V-6 Engine • 4-Speed Automatic Transmission • Traction Control System (TCS) • Dual Side Airbags • Driver's Seat w/8-Way Power Adjustment  
**EX V-6 adds to LX V-6:** Automatic Climate Control • Leather-Trimmed Seats and Door Panels • Power Moonroof w/Tilt Feature • 16" Alloy Wheels



Accord EX Coupe shown.

Yes, it is possible to have a car that's powerful as well as refined. The Accord Coupe offers impressive performance and nimble handling with a tranquil and luxurious ride. Its styling is more aggressive, adding to its distinctive look. The interior is spacious, with room to

spare. Plus all the amenities you could want. Like a 6-disc in-dash CD player, cruise control, air conditioning with a micron air-filtration system and power windows, mirrors and door locks. If you're getting the sense that this car was designed specifically for you, that's because it was.

<sup>†</sup>Does not apply to fluid and filter changes. See your owner's manual for details.



# Odyssey

**Odyssey LX includes:** 210-hp; 3.5 Liter, 24-Valve VTEC V-6 Engine • Rated as Low-Emission Vehicle (LEV) • 4-Speed Automatic Transmission • Front Strut/Rear Double Wishbone Suspension • 4-Wheel Anti-Lock Braking System (ABS) • Electronic Brake Distribution System • Traction Control System (TCS) • 105,000-Mile Tune-Up Interval\*\* • Front and Rear Air Conditioning • Power Windows, Mirrors, Door and Tailgate Locks • Cruise Control • AM/FM Stereo w/Cassette & 4 Speakers

• Dual Sliding Doors • Driver's and Front Passenger's Airbags (SRS) • 3-Point Seat Belts at all Seating Positions • Driver's Seat w/Manual Height Adjustment • Convertible 2nd-Row Bucket Seats • Retractable 3rd-Row Magic Seat™ • Immobilizer Theft-Deterrent System • Floor Mats  
**EX adds:** Automatic Climate Control • AM/FM Stereo CD Player w/6 Speakers • Dual Power Sliding Doors • Security System w/Remote Entry • Alloy Wheels • Available Honda Satellite-Linked Navigation System™



The Honda Satellite-Linked Navigation System, available on the EX model, uses global positioning satellites to help pinpoint your location.— No other minivan can do this.



†205-hp with regular unleaded fuel. ††Does not apply to fluid and filter changes. See your owner's manual for details. —NHTSA frontal crash test conducted in March of 1999. Side crash test conducted in March of 2000. Results useful for comparison with vehicles within 500 lbs. total weight. —See the vehicle's navigation system owner's manual for the current detailed coverage areas. Only major streets, roads and highways are mapped outside these areas.



Odyssey EX shown.

A benchmark in the automotive industry, the Odyssey is a tribute to Honda ingenuity. Its design and powerful, fuel-efficient\* engine are just part of what sets this minivan apart from the rest. The advanced technology extends to its comfort, versatility and safety as well.

It has been awarded 5-star ratings for both frontal- and side-impact collisions.† It's big enough to seat seven. And has a host of amenities, such as the first-of-its-kind Magic Seat, sliding, removable second-row seats and dual sliding doors. Making the Odyssey a true original.



Odyssey EX shown in Mesa Beige Metallic.



# CR-V


## CR-V 2WD LX includes:

146-hp, 2.0 Liter, 16-Valve DOHC Engine • 4-Speed Automatic Transmission • 4-Wheel Double Wishbone Suspension • Variable-Assist Power Rack-and-Pinion Steering • Air Conditioning w/Micron Air-Filtration System • Power Windows, Mirrors and Door Locks • Cruise Control • AM/FM Stereo Cassette w/4 Speakers • Driver's and Front Passenger's Airbags (SRS) • 50/50 Split Fold-Down Rear Seatback • Front and Rear Beverage Holders • Adjustable Steering Column • Front and Rear 12-Volt Accessory Outlets • Removable Folding Picnic Table

## 4WD LX adds: RealTime™ 4-Wheel Drive • 5-Speed Manual Transmission

4WD EX adds: Anti-Lock Braking System (ABS) • 15" Alloy Wheels • AM/FM Stereo CD Player • Remote Entry System • Floor Mats

4WD SE adds: 4-Speed Automatic Transmission • AM/FM Stereo Cassette & In-Dash CD Player • Leather-Trimmed Seats and Door Panels • Rear Privacy Glass • Body-Colored Bumpers, Side Moldings and Hard Spare Tire Cover



When the road gets slippery, the Honda CR-V's RealTime 4WD automatically engages, transferring power to all four wheels for increased traction.



CR-V SE shown with accessory roof rack.

With RealTime 4WD and a 146-hp engine, the CR-V has an impressive ability to adapt to its environment. It's as much fun to take downtown as it is to take camping. In addition to finding Honda-caliber safety and quality, you'll discover an expansive interior with a host of appealing

features. Like a 4-speaker AM/FM stereo CD in the EX, air conditioning, a 50/50 split rear seatback, a retractable center tray table, a two-way tailgate and a cargo floor that turns into a folding picnic table. You can see why every excursion in the CR-V would be extremely satisfying.



CR-V EX shown in Satin Silver Metallic with accessory roof rack.



# Passport

## Passport 2WD LX includes:


205-hp, 3.2 Liter, 24-Valve DOHC V-6 Engine • Rated as Low-Emission Vehicle (LEV) • 5-Speed Manual Transmission • Front Double Wishbone/Rear Coil-Spring Suspension • Front and Rear Stabilizer Bars • Front Disc/Rear Drum Brakes • 4-Wheel Anti-Lock Braking System (ABS) • Air Conditioning w/Micron Air-Filtration System • Power Windows, Mirrors, Door and Tailgate Locks • Cruise Control • AM/FM Stereo Cassette w/8 Speakers • Driver's and Front Passenger's Airbags (SRS) • Center Console w/Storage Compartment • Map Lights • Roof Rack

**4WD LX adds to 2WD LX:** Shift-on-the-Fly 4WD • Limited-Slip Differential • 4-Wheel Disc Brakes

## 2WD EX adds to 2WD LX:

4-Speed Automatic Transmission • Heated Dual Power Mirrors • Power Moonroof w/Tilt Feature • Leather-Wrapped 4-Spoke Steering Wheel • Rear Privacy Glass (Rear Door and Quarter Windows) • Fog Lights

**4WD EX adds to 2WD EX:** Shift-on-the-Fly 4WD • Limited-Slip Differential • 4-Wheel Disc Brakes  
**Luxury Package adds to EX:** Leather-Trimmed Seats and Door Panel Inserts, 6-Disc In-Dash CD Changer, 4-Way Adjustable Power Driver's Seat, Exclusive Two-Tone Paint, Body Side Moldings and Fender Flares



When you need more traction, the Honda Passport's advanced shift-on-the-fly 4WD system distributes power to all four wheels, without having to stop.



Passport 4WD EX shown with Luxury Package.

The Passport is tough enough to take you just about anywhere you want to go. With a gutsy 205-hp, 3.2 liter, 24-valve, DOHC V-6 engine, front double wishbone suspension and shift-on-the-fly 4WD, you can turn virtually any trip into an adventure. And enjoy a comfortable,

roomy interior along the way. Standard features, such as cruise control, air conditioning, power windows and door locks, and an AM/FM stereo cassette with 8 speakers, add to the pleasure of driving the rugged yet luxurious Passport. You may want to start planning your getaway now.



A 200-hp, 2.2 liter, 16-valve VTEC engine gives the Honda Prelude its incredible high-revving power. DOHC (dual overhead camshafts) allows for optimal valve placement and better flow, resulting in increased horsepower.



# Prelude

**Prelude includes:** 200-hp; 2.2 Liter, 16-Valve DOHC VTEC Engine • Multi-Point Fuel Injection System • 5-Speed Manual Transmission • Available 4-Speed Sequential SportShift™ Automatic Transmission • 4-Wheel Double Wishbone Suspension • Variable-Assist Power Rack-and-Pinion Steering • Anti-Lock Braking System (ABS) • 16" Alloy Wheels • 105,000-Mile Tune-Up Interval†† • Air Conditioning w/Micron Air-Filtration System • Power Windows, Mirrors and Door

Locks • Power Moonroof w/Tilt Feature • Cruise Control • AM/FM Stereo CD Player w/Honda Acoustic Feedback Sound System and 6 Speakers • Driver's and Front Passenger's Airbags (SRS) • Driver's Seat w/Manual Height Adjustment • Fold-Down Rear Seatback w/Lock • Front and Rear Beverage Holders • Leather-Wrapped Steering Wheel • Immobilizer Theft-Deterrent System • Remote Entry System • Floor Mats  
**Type SH adds:** Active Torque Transfer System (ATTS) • Rear Spoiler w/Integral LED Brakelight



Prelude Type SH shown.

The Honda Prelude was engineered for what you want to do most: drive. The 200-hp, 4-cylinder, DOHC VTEC engine delivers optimum power and performance. A 4-wheel double wishbone suspension system, along with an Active Torque Transfer System (ATTS) on the SH,

provides precise handling through corners. The available Sequential SportShift gives the driver the convenience of an automatic with the control of a manual. The list of features goes on. With 16" alloy wheels and an anti-lock braking system (ABS). The Prelude is a true driver's car.

†195-hp with automatic transmission. ††Does not apply to fluid and filter changes. See your owner's manual for details.





S2000 shown in Spa Yellow Pearl.



The 6-speed transmission's aluminum shift knob clicks through its paces with a flick of the wrist. Reminding you that this is more than just a roadster. It's serious business.

## S2000

- S2000 includes:** 240-hp, 2.0 Liter, 16-Valve DOHC VTEC Engine • Rated as Low-Emission Vehicle (LEV) • Direct Ignition System • 6-Speed Manual Transmission • 4-Wheel, In-Wheel Double Wishbone Suspension • Front and Rear Stabilizer Bars • Torque-Sensitive Limited-Slip Differential • Gas-Pressurized Mono-Tube Shocks • Electric Power Rack-and-Pinion Steering • 3-Channel Anti-Lock Braking System (ABS) • 16" Alloy Wheels • Electronically Controlled Heating • Air Conditioning w/Micron Air Filtration System
- Power Windows, Mirrors and Door Locks • Cruise Control • Electrically Powered Soft Top • AM/FM Stereo CD Player • Leather-Trimmed Seats • Dual Front Airbags (SRS) • 3-Point Seat Belts w/Automatic Tensioning System • Integrated Roll Bars • Center Console Storage w/Lock • Digital Instrument Panel • Engine Start Button • Leather-Wrapped Steering Wheel • Aluminum Shifter • Immobilizer Theft-Deterrent System • Remote Entry System • Aero Wind Screen • High-Intensity Discharge (HID) Headlights • Map Lights • Floor Mats



With a 240-horsepower VTEC engine and a 9000-rpm redline, the S2000 is the embodiment of Honda's impressive racing heritage. You turn the key on. Then you do what racecar drivers do: press a button to start the engine. The 4-wheel double wishbone suspension helps

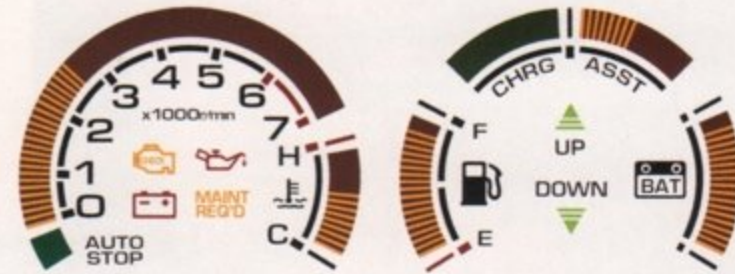
keep the wheels on the road and in control. Every inch of the S2000 was designed to provide you with an experience like no other. Errands will become opportunities. Your garage will become a shrine. Because while the S2000 is certainly a Honda, it is clearly in a class of its own.



# Insight

**Insight includes:** 1.0 Liter, 3-Cylinder VTEC-E Lean-Burn Gasoline Engine w/Integrated Motor Assist (IMA)\* • Rated as Ultra-Low-Emission Vehicle (ULEV) • 73 hp (w/IMA) • Idle-Stop Feature • Advanced Nickel Metal-Hydride Batteries (NiMH) • Ultra-Thin Permanent Magnet Motor • 5-Speed Manual Transmission • Available Continuously Variable Transmission (CVT)\*\* • Front MacPherson Strut Suspension and Rear Twist-Beam Suspension • Front-Wheel Drive • Electric Power Steering • Power-Assisted Front Disc/Rear Drum Brakes • 4-Wheel Anti-Lock Braking System (ABS) • Aerodynamic Alloy Wheels • 105,000-Mile Tune-

Up Interval† • Available Automatic Air Conditioning w/Micron Air-Filtration System • Power Windows, Mirrors and Door Locks • AM/FM Stereo Cassette w/Clock and 2 Speakers • Driver's and Front Passenger's Airbags (SRS) • Reclining High-Back Bucket Seats • Passenger Seatback Pocket • Rear-Center Net Pocket • Rear Hidden Storage Well • Fuel Mileage Computer • 12-Volt Accessory Outlet • Immobilizer Theft-Deterrent System • Remote Entry System



The Insight's electronic instrument display provides an electronic readout of important information about the Integrated Motor Assist system. The easy-to-read display incorporates the IMA CHARGE and ASSIST indicators, battery state of charge, idle-stop indicator light and digital tachometer.





The gasoline-electric hybrid Insight is a technological marvel. It achieves a remarkable 68 miles per gallon on the highway and an amazing 700-mile range on one tank of fuel. An efficient 3-cylinder gasoline engine is combined with an electric motor powered by

advanced nickel-metal hydride batteries that never need to be plugged in. The aerodynamic exterior is constructed of lightweight yet extremely durable material. This innovative, high-tech two-seater is spacious and comfortable. The Insight is truly a breakthrough in automotive design.

†Does not apply to fluid and filter changes. See your owner's manual for details.

For years, Honda has led the industry in reducing the impact automobiles have on the environment. Proving that it can be done with little sacrifice to performance. In 1975, we introduced the innovative Civic CVCC, the first car to pass the federal Clean Air Act standards without the use of a catalytic converter. Ever since, our engineers have pushed the limits of design. When California's standards for Low-, Ultra-Low- and Super Ultra-Low-Emission Vehicles (LEV, ULEV and SULEV) were introduced over the past seven years, a Honda was the first gasoline-powered car to meet each one. While all Civics are now



ULEV or better, every Honda does its part. From the natural-gas Civic GX, the cleanest internal combustion production-engine vehicle ever built, to the LEV-rated 240-hp S2000 roadster. With our track record, it's only fitting that we  would be the first to introduce a gasoline-electric-powered hybrid car in the United States: the Honda Insight. This ultra-low-emission vehicle was the first car ever to receive the Excellence in Environmental Engineering Award from the Sierra Club. Honda will continue to lead the way in providing you with some of the most advanced and cleanest vehicles on the road today.

Excellence in Environmental Engineering




EXCELLENCE IN ENVIRONMENTAL ENGINEERING  
SIERRA CLUB

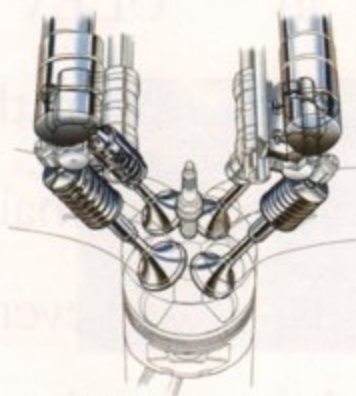
Award from the Sierra Club. Honda

will continue to lead the way in providing you with some of the most advanced and cleanest vehicles on the road today.





Honda's multilink rear suspension, HPV shock absorbers and a special subframe help absorb bumps without compromising stability. They complement the available stabilizer bars for taut, responsive cornering.



VTEC (variable valve timing and lift electronic control) uses two different lobes on the same camshaft, providing separate valve lift, timing and duration during low- and high-speed operation. As a result, VTEC provides better driveability and torque at low rpm, and more horsepower at high rpm.



While many car companies talk about their involvement in racing, Honda could in fact be called a racing company. Our racing program is an opportunity to put new performance technology to the test in extreme conditions. We send engineers into the crucible of racing to

sharpen their problem-solving skills. The time constraints imposed by racing provide the context for learning to innovate under pressure, often resulting in technological achievements. It also translates into advanced safety features and higher-quality cars that are fun to drive.

Our commitment to safety is evident in the advanced engineering that went into the many



safety features on every Honda vehicle. Inside the cabin you'll appreciate the specially designed seats that

keep you comfortable as well as alert. You'll also find excellent outward visibility and superior ergonomics. Gauges are easy to read and strategically placed to help keep your eyes on the road. While you're on the road,


an agile yet refined suspension system, complemented by responsive ventilated disc brakes and rack-and-pinion steering, helps you stay in control. There are standard dual airbags\* and 3-point seat belts at all outboard

seating positions. Door structures contain sturdy steel beams to help absorb energy, limit passenger-cabin intrusion and maintain structural integrity of the cabin. Built-in front and rear crush zones help protect the driver

and passenger in a full-frontal, offset-frontal, side or rear impact.



In fact, the Odyssey is a prime example of Honda's dedication to safety, being awarded 5-star ratings for both frontal and



side-impact collisions.† Honda's reputation for engineering excellence is reflected in every vehicle we manufacture. From the all-new Civics to the 7-passenger Odyssey, you and your family can feel secure in a Honda.

\*Honda reminds you and your passengers to always buckle up. †NHTSA frontal crash test conducted in March of 1999. Side crash test conducted in March of 2000. Results useful for comparison with vehicles within 500 lbs. total weight.





Honda Care is a comprehensive, affordable vehicle and travel protection plan that is backed by Honda reliability, service and parts. Check with your dealer for additional information.



If you want quality service and dependable nationwide support, turn to American Honda Finance Corporation. They can assist you with your next purchase of a Honda automobile or product.

When you buy a new Honda, a team of dedicated professionals is standing by to assist you. Your dealer can help personalize your Honda with a wide assortment of Genuine Honda Accessories. Have them installed at the time of purchase and they're covered by the 3-year/36,000-mile limited warranty.\*\*\* And our Honda-trained technicians are available to help you take care of your new car. With their vast expertise and knowledge, they'll be able to help keep your vehicle in excellent condition. After all, no one knows your Honda better. If you'd like additional information, call us at 1-800-33-HONDA. Or visit our Web site at [honda.com](http://honda.com). If you're looking for quality, dependability and exceptional service, it's time for a Honda.

\*Mileage figures shown for comparison only. Actual mileage may vary. †ULEV-rated @ 148 hp/148 lb.-ft. (Available in California and parts of the Northeast.) \*\*SULEV-rated @ 145 hp/144 lb.-ft. on EX (AT) with Leather. (Available only in California.) ††CVT available starting Spring 2001. \*\*\*3-Year/36,000-Mile Limited Warranty: Ordinary maintenance or adjustments, parts subject to normal wear and replacement, and certain items are excluded. See your Honda dealer for the terms and conditions of this limited warranty. American Honda Motor Co., Inc., reserves the right to make changes at any time, without notice or obligation, in colors, features, specifications, accessories, materials and models. Some features shown may not be available on all models. Some models differ in California and parts of the Northeast due to emission standards. Some vehicles are shown with optional equipment. Honda reminds you to Tread Lightly!® "Real Time" is a trademark of Honda Motor Co., Ltd. The Passport is manufactured for Honda by Isuzu at the SIA factory in Lafayette, Indiana. Specifications, features, illustrations and equipment shown in this brochure are based upon the latest available information at the time of printing. Although descriptions are believed to be correct, accuracy cannot be guaranteed.

