

Arresting FEATURES



2002 Ford Crown Victoria Police Interceptor


2002 Product highlights include: LEV certified to meet CFFP standards; plus cloth bucket/vinyl rear seats, dual beam dome/map lamp, heavy duty rubber floor covering and heated mirrors all made standard.

CROWN VICTORIA POLICE INTERCEPTOR FEATURES

- Alternator, heavy duty 135-amp maximum output, 82-amp at idle w/unique drive pulley for improved charging system
- Axle ratio, rear 3.27:1 with non-locker differential
- Battery, extra heavy-duty, 78 amp-hr (750 CCA) with heat shield
- Conventional headliner without grab handles
- Cooling Package; Police level, with 8 blade plastic fan, dual speed electrodrive fan motor and lower radiator air dam
- Decklid release located on instrument panel, direct to battery (gasoline fueled vehicles only)
- Drive shaft, aluminum 3-1/2" heavy-duty and heavy-duty u-joints (n/a with Natural Gas Vehicles)
- Engine, gasoline, 4.6L overhead cam, SEFI V8, unique with Police Pursuit calibration including increased idle speed for improved charging system output and cooling
- Increased horsepower, to 235 @4750 RPM and torque, to 275 Lbs/Ft @ 4000 RPM
- Engine oil cooler
- Personal safety system – includes safety belt pretensioners, front dual stage air bags and seat position sensors
- Power steering gear, heavy duty, unique, for improved road feel, with front-mounted oil cooler, without speed sensitive variable assist
- Front seats, cloth bucket – manual reclining with anti-stab plate driver/passenger, with power lumbar on driver's side and weapons cut-outs
- Suspension, police, heavy duty front and rear springs, shock absorbers and stabilizer bars
- Tires, P225/60R16-97V Goodyear BSW, all-season speed rated with conventional spare
- Transmission oil cooler, external, front mounted
- Wiring, courtesy lamp
- Accessory feed wires, police:
 - One ignition feed (3 connectors, 30-amp fuse)
 - One direct feed (3 connectors, 50-amp fuse)

NATURAL GAS VEHICLE FEATURES

- Engine, 4.6L V8 dedicated Natural Gas Vehicle engine:- Fine-wire platinum, nickel-plated spark plugs
- Fast fuel fill (3 to 4 minutes)
- Heavy-duty Natural Gas Vehicle cooling
- Radio – electronic AM/FM stereo
- Single exhaust system
- Increased psi to 3600 for better range
- New trunk suspended extended range tanks for more storage space.



3 Police Prep Packages to meet YOUR needs. These packages are provided directly from the factory as a regular production option that is covered by Ford's New Vehicle Limited Warranty.

Package 65A

Base Police Prep

- Strobe bulbs
- 6 shielded coaxial strobe conductor cables
- 3 waterproof isolator maxi fuses
- 3 power and 3 ground wires
- Wiring harness
- Power control centers
- Alternating headlight flasher



Package 68P

Complete Police Prep

- Same features as 65A (minus alternating headlight flasher) plus:
- Large armrest
- Conduit
- Remote door-lock adapter
- Trunk air circulation fan
- Permanent "Y" secure strap
- Dual storage boxes
- Rear communications service tray
- Console mounting platform



Package 65W

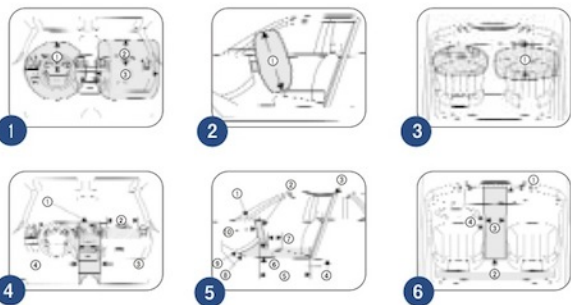
Visibility Package (requires package 68P)

- Alternating headlight flasher
- Strobe power supply
- Two rear deck strobe lights
- Control Panel



Arresting FEATURES

Ford Crown Victoria Police Interceptor



Interior Police Equipment Mounting Diagrams

Figure 1

- 325 mm (12.5 inches) from center of air bag door
- 375 mm (15 inches) from center of air bag door
- 700 mm (27.5 inches)
No objects should be placed between the airbags due to airbag variability.

Figure 2

- 650 mm (25.5 inches). Cross section through center of vehicle (passenger side shown)

Figure 3

- 580 mm (23 inches). Front passenger compartment.

Figure 4

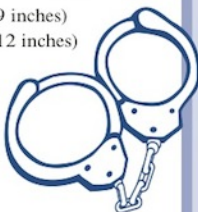
- Area on top of instrument panel. Equipment must not interfere with driver visibility.
- The air bag door must be kept clear for deployment of air bag.
- Area in front of center console from bottom of ashtray to top of instrument panel (see Figure 2 for dimensions).
- 279 mm (11 inches) width horizontally centered on ashtray door.

Figure 5

- Area on top of instrument panel
- Area in front of center console from tunnel up to instrument panel
- Prisoner screen
- 254 mm (10 inches)
- Area on tunnel between seats
- Height: 216 mm (8.5 inches)
- 305 mm (12 inches)
- Area on tunnel beneath center console
- Tunnel
- Depth: 38 mm (1.5 inches)

Figure 6

- Area on top of instrument panel. Equipment must not interfere with driver visibility.
- Area on tunnel between seats.
- 229 mm (9 inches)
- 305 mm (12 inches)



REGULAR PRODUCTION OPTIONS

	Option Code
AM/FM Stereo Radio Delete	58B
Anti-Lock Braking System	552
Power Driver's Seat	21A
Floor Covering, Carpet Includes Front and Rear Floor Mats	128
Keyed Alike - Key Code 1284x	432
Limited Slip Differential (n/a w/Natural Gas)	45C
Power Adjustable Accelerator and Brake Pedals	59C
Power Windows - Driver Passenger Switches Only	948
Radio Suppression Package (See Below)	53M
2-Way Radio Pre-wire (n/a w/Natural Gas)	946
Rear Door Locks/Handles Inoperative	157
Roof Wiring With Hole In Roof	187
Silicone Hoses With Aircraft Clamps	177
Speed Control	525
Spot Lamp, Driver's Side	51A
Spot Lamps, Dual	51Y
Street Appearance Group	60B
Wiring Prep Pkg - Grille Lamp, Siren & Speakers (See Below)	17D
Trunk Organizer	13C

Wiring Prep Package (17D)

- Package tray lamp wiring
- Inner deck lid lamp wiring
- Auxiliary fuse block
- Grill lamp, siren and speaker wiring
- Roof wiring, no hole in roof
- Horn/siren wiring

Radio Suppression Package (53M)

Provides radio suppression coverage for the following areas:

- Hood to body (LH/RH)
- Engine to dash panel
- Engine to frame
- Tail pipe to frame (LH/RH)
- Decklid to body (LH/RH)
- Radiator bracket to frame (LH/RH)
- Body to frame rear (LH/RH)

DIMENSIONS & CAPACITIES

General	English	Metric
Wheelbase	114.7"	2913 mm
Overall length	212.0"	5384 mm
Overall width	78.2"	1986 mm
Base model curb weight	3946 lbs.	1818 kg
Front Seat - Head room	39.4"	1000 mm
Shoulder room	60.8"	1544 mm
Hip room	57.1"	1516 mm
Leg room, max.	42.5"	1079 mm

Luggage Compartment

Liftover height	26.6"	675 mm
EPA passenger volume index	111.4 cu. ft.	3094.8 liters

For Additional Fleet Sales and Service:

1-800-34-FLEET (35338) #2 - Sales #3 - Service

www.fleet.ford.com