


On the road of life there are passengers and there are drivers.

New Beetle



Drivers wanted. 

It was **never** intended to blend in with the rest of the world. Or was it?





What can be said about the New Beetle

that hasn't been said already?

It's been on the road for a few years now and it's still turning heads. Still bringing on that magic. Still drawing gasps from pedestrian crowds.

That said, simply saying it's special doesn't do it justice.

Because there's far more to the New Beetle than meets the eye. Sure, it's got lots of charm

and history and it's practically irresistible. Most importantly, it's a Volkswagen. So while it doesn't look like an ordinary car, it doesn't drive like one


either. A healthy attitude, some good nature, and an infectious smile never hurt

anyone. Why can't the rest of the world be more like that?

Come on in.


If for some reason the exterior doesn't convince you of the New Beetle's unwillingness to conform, just look at the interior. Once you're over the initial shock of how unusually spacious it is, hone in on the detail. An alluring 5-speed manual transmission* tempts your driving senses. Controls are designed to make keeping your hands off them difficult. Appealing fabric textures cover everything. (Open the trunk. That's covered too.) Storage pockets are netted so you can keep a watchful eye on your stuff. And look what happens when you cross a speedometer with a lava lamp – intense reds and violet-blues start to get along. Just about everything's been addressed. After all, that's what counts.

*Optional alpha 4-speed automatic transmission also available.





Blue and red illuminated instrumentation panel • Air conditioning • Pollen, dust and odor filter • Six-speaker cassette stereo system • **Dual front and front side impact airbags[†]** • Driver and front passenger reclining, height-adjustable seats with height-adjustable head restraints • Rear height-adjustable head restraints • Driver and front passenger three point safety belts[†] • Rear three-point safety belts[†] • **CSTAP System (Child Seat Tether Anchorage Points)** • LATCH System (Lower Anchorage Tethers for Child Seats) • Telescoping, height-adjustable steering column (collapsible upon impact) • Three-spoke padded steering wheel • Power-assisted rack and pinion steering • Folding ignition keys with remote transmitter • Automatic locking feature at 8 mph • Valet key • Central power locking system • Immobilizer theft deterrent system • Vehicle anti-theft alarm system • Clear lens side blinker lights on front fenders • Daytime running lights • Projection lens halogen headlamps • Windshield wipers with variable intermittent wipe feature • **Heated, power remote exterior mirrors** • Beverage holders • Illuminated, lockable glove box • Dual illuminated interior vanity mirrors • Dual rear reading lights • Remote releases for fuel filler door and trunk • One-piece folding rear seat • Fully lined trunk space • Power outlet in trunk • Laser beam-welded, unitized construction, fully galvanized steel body • 16 inch steel wheels with full wheel covers • **ABS brakes** • Full size spare tire



Somewhere after 40
we stopped counting all the standard features.

[†]Airbags are supplemental restraints only. Always use safety belts. Seat children only in the rear, using restraints that are appropriate for their size and age.




GL



GLS



GLX




Reality check.

No, you're not dreaming. There are three New Beetles, each delivering the kind of fun and all-around protection only a true friend could provide. The base model, the GL, offers a sweet ride. As does the GLS, but with added

perks here and there. As for the GLX, well, let's just say you can lean on its shoulder. Or pedal. It packs a whopping 1.8 litre, 150 hp 4-cylinder Turbo engine.

All that's left to say is "Wow."



Accessories

New Beetle Specifications

The New Beetle GL comes standard with:

Blue and red illuminated instrumentation panel
 Air conditioning
 Pollen, dust and odor filter
 Six-speaker cassette stereo system
 Dual front and front side impact airbags[†]
 Driver and front passenger reclining, height-adjustable seats with height-adjustable head restraints
 Rear height-adjustable head restraints
 Driver and front passenger three-point safety belts[†]
 Rear three-point safety belts[†]
 CSTAP System (Child Seat Tether Anchorage Points)
 LATCH System (Lower Anchorage Tethers for Child Seats)
 Power-assisted rack and pinion steering
 Three-spoke padded steering wheel
 Telescoping, height-adjustable steering column (collapsible upon impact)
 Central power locking system
 Automatic locking feature at 8 mph
 Vehicle anti-theft alarm system
 Immobilizer theft deterrent system
 Folding ignition keys with remote transmitter
 Valet key
 Tinted glass
 Daytime running lights
 Projection lens halogen headlamps
 Clear lens side blinker lights on front fenders
 Windshield wipers with variable intermittent wipe feature
 Heated, power remote exterior mirrors
 Dual illuminated interior vanity mirrors
 Beverage holders
 Illuminated, lockable glove box
 Dual rear reading lights
 Remote releases for fuel filler door and trunk
 One-piece folding rear seat
 Fully lined trunk space
 Power outlet in trunk
 Laser beam-welded, unitized construction, fully galvanized steel body
 16 inch steel wheels with full wheel covers
 Full size spare tire
 ABS brakes

The New Beetle GLS comes with everything on the GL, plus:

Cruise control
 Power windows with pinch protection
 Center front armrest
 Fog lamps with clear lens halogen projector lenses
 ASR (Anti-Slip Regulation) traction control on 1.8T
 Rear spoiler on 1.8T

Optional Monsoon® eight-speaker cassette stereo system

Optional GLS Luxury Package:
 Power sunroof
 16 inch alloy wheels

Optional GLS Cold Weather Package:
 Heatable front seats
 Heated windshield washer nozzles

Optional GLS Leather Package:
 Heatable, leather-trimmed front seats
 Leather-wrapped steering wheel, shift knob and hand brake
 Heated windshield washer nozzles

Optional GLS 1.8T Luxury Package:
 Power sunroof
 17 inch alloy wheels

The New Beetle GLX comes with everything on the GLS, plus:

Monsoon® eight-speaker cassette stereo system
 Heatable, leather-trimmed front seats
 Leather-wrapped steering wheel, shift knob and hand brake
 Power sunroof
 Rain sensor (automatic wiper speed control)
 Heated windshield washer nozzles
 Integrated fog lamps with halogen projector lenses
 Self-dimming rear view mirror with switch
 Rear spoiler
 16 inch alloy wheels

Optional 17 Inch Alloy Wheels

Technical Specifications:

Two-Door Sedan

Engines: 2.0 litre, 115 horsepower, 4-cylinder, 19 litre, 90 horsepower, 4-cylinder TDI (Turbo Direct Injection) diesel, 1.8 litre, 150 horsepower, 4-cylinder Turbo

Transmissions: 5-speed manual or optional adaptive 4-speed automatic

Suspension: Independent front McPherson struts with stabilizer bar and independent track-correcting torsion beam rear axle with integrated stabilizer bar

Brakes: ABS (anti-lock) power-assisted, dual-circuit, vented front discs with solid rear discs

Tires: 205/55R16H tires on 16 inch steel wheels with full wheel covers
 205/55R16H tires on 16 inch alloy wheels
 225/45R17H tires on optional 17 inch alloy wheels

Measurements:

Wheelbase: 98.7 inches
 Overall Length: 161.1 inches
 Width: 67.9 inches
 Height: 59.0 inches
 Front Head Room: 41.3 inches
 Rear Head Room: 36.7 inches
 Front Shoulder Room: 52.8 inches
 Rear Shoulder Room: 49.3 inches
 Front Leg Room: 39.4 inches
 Rear Leg Room: 33.5 inches
 Passenger Volume: 85.0 cubic feet
 Cargo Area: 12.0 cubic feet

Fuel Type:

Unleaded for all standard GL, GLS and GLX models
 Diesel for optional TDI (Turbo Direct Injection) engine

Mileage: (EPA estimates)

2.0L Manual:
 24 mpg/city and 31 mpg/highway
 2.0L Automatic:
 23 mpg/city and 29 mpg/highway
 1.9L TDI Manual:
 42 mpg/city and 49 mpg/highway
 1.9L TDI Automatic:
 34 mpg/city and 45 mpg/highway
 1.8L Turbo Manual:
 24 mpg/city and 31 mpg/highway
 1.8L Turbo Automatic:
 23 mpg/city and 29 mpg/highway



Cyber Green




Red



Black



Marlin Blue



Platinum Gray



Double Yellow



Cool White



Reflex Silver



Blue Lagoon

As if buying the New Beetle wasn't enough to put you in a good mood, you get to pick your own colors and interior fabrics too. There are quite a few so don't hesitate to pick something adventurous. We recommend it.



Cream Cloth



Gray Cloth



Black Cloth




Black Leather



Cream Leather



Cream Leatherette



Gray Leatherette



Black Leatherette



Gray Leather

[†]Airbags are supplemental restraints only. Always use safety belts. Seat children only in the rear, using restraints that are appropriate for their size and age.



Time to stare at the instrumentation again.

Instrumentation

Violet-blues

Intense reds

Cool



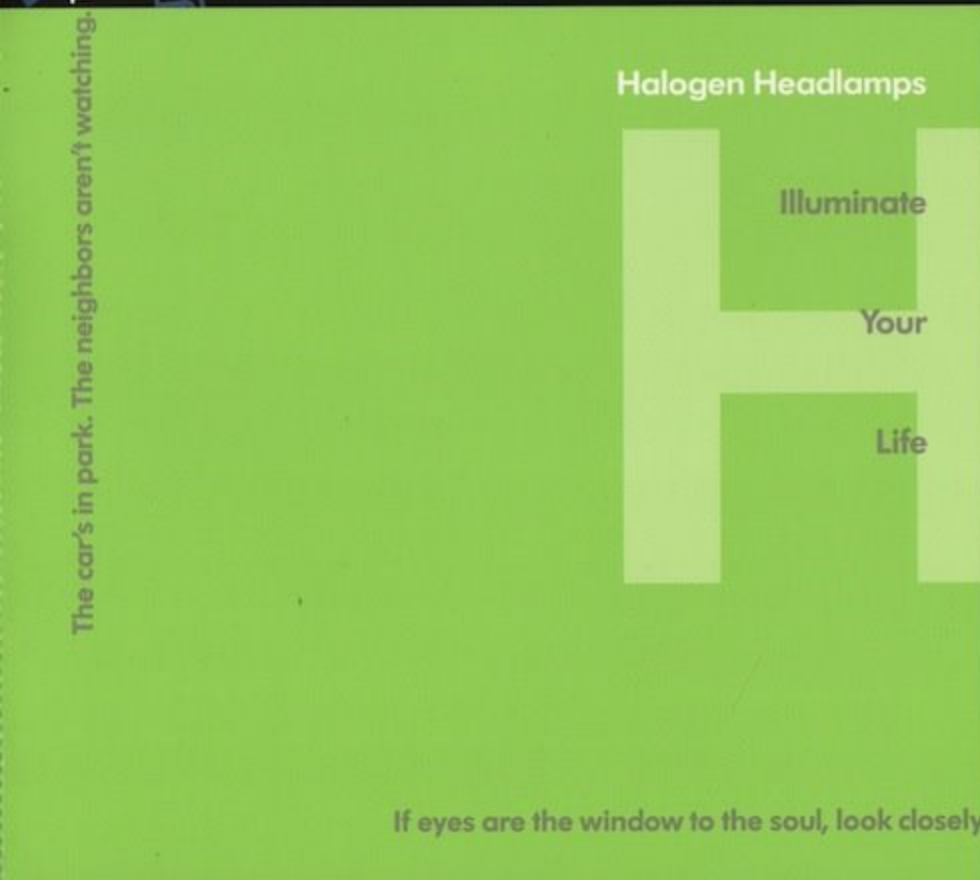
We'd offer more than four, but what exactly would you do with them?

16 Inch Alloys

Good-looking

Shiny

Uh, round.

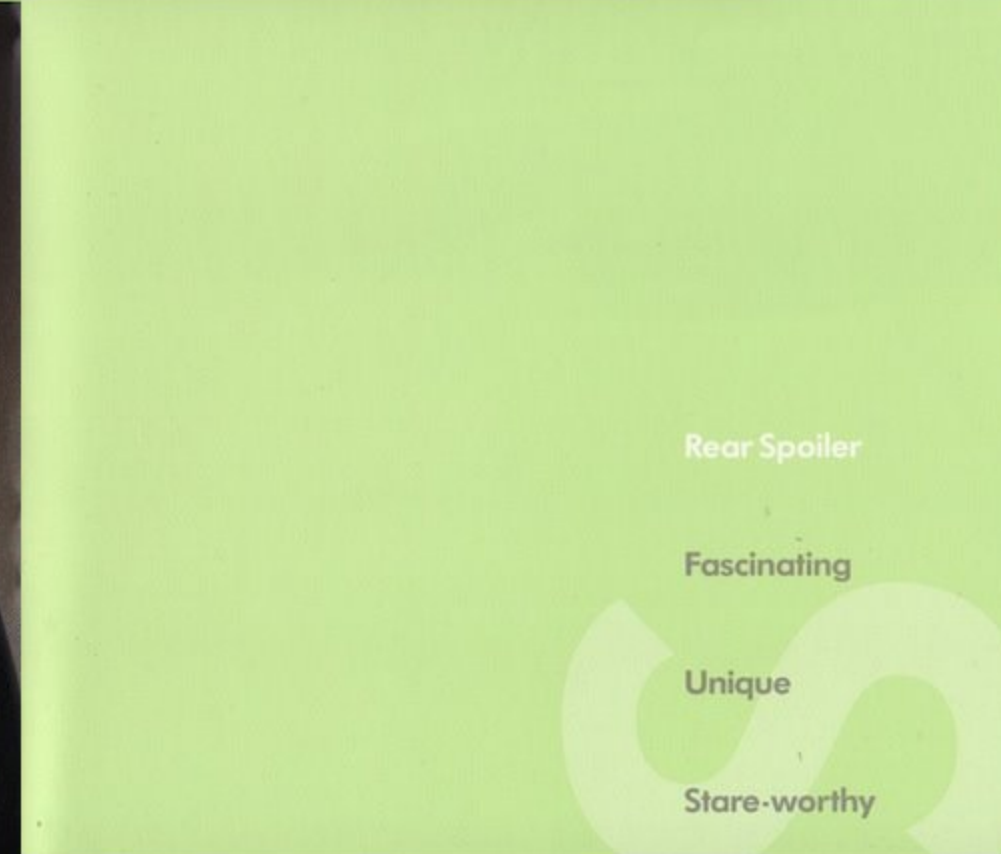


The car's in park. The neighbors aren't watching.

Halogen Headlamps

H
I
L
L
I
U
M
I
N
A
T
E
Y
O
U
R
L
I
F
E

If eyes are the window to the soul, look closely. You might get a glimpse of the New Beetle's.




Rear Spoiler

Fascinating

Unique

Stare-worthy



There's a chance drivers might catch a glimpse of it as you pass them.




Warranty? Sure, why not?

Each new New Beetle comes with a Volkswagen Limited Powertrain Warranty which provides 5 years or 60,000 miles of protection, whichever comes first; parts and labor are covered without a deductible. A bumper-to-bumper limited new-vehicle warranty covers the unlikely possibility of defects in materials or workmanship for 4 years or 50,000 miles, whichever comes first.** Should your new New Beetle catch an unwelcome case of rust perforation, the 12-year unlimited mileage Limited Warranty Against Corrosion Perforation means the affected areas can be repaired or replaced. Finally, all new New Beetles come with a 24 hour-a-day Roadside Assistance package;† at your service for 4 years or 50,000 miles, whichever comes first.

W

**Wear and tear items and adjustments are excluded after the first 12 months or 12,000 miles, whichever occurs first. ††Courtesy of our friends at the American Automobile Association (AAA) and their affiliated clubs in the U.S.



If safety is your main concern

that's just one more thing we have in common. Our

ergonomically designed seats help keep fatigue at bay.

They're firm and adjustable, supporting your body in the event of abrupt stops. All New Beetles

feature dual front and front side impact airbag supplemental restraints[†] standard. Feeling safe

yet? Wait, there's more. The LATCH^{††} system. Front and rear three-point safety belts[†]. Five crush

zones (made of energy-absorbing plastics and polyurethane) have been integrated with

the traditional steel safety cage. Four-wheel ABS disc brakes. Anti-intrusion side door beams.

And, last, but certainly not least a telescoping, height-adjustable steering column and a steering

wheel specially designed to better handle impact energy. At the end of the day, we're pretty

sure people will stare at your New Beetle in admiration. Of course, there's always the vehicle

anti-theft alarm system in case they stare too hard.

[†]Airbags are supplemental restraints only. Always use safety belts. Seat children only in the rear, using restraints that are appropriate for their size and age. ^{††}Lower Anchorage Tethers for Child Seats.

What's this?

Unfortunately, it's time for us to go our separate

ways. But don't worry, the New Beetle never

really says "goodbye." It's more like "see you

later." Which might be just a few minutes from

now, seeing as the magic of a test drive

beckons. Prepare some questions about the

things you feel your dealer may overlook.

But don't get your hopes up. They rarely miss

a thing. Bring someone along just because it's

always nice to share the thrill of the first ride.

And remember, it's the New Beetle. Sharing

that good stuff is what it's all about.



On the road of life there are passengers and there are drivers.

New Beetle



Visit us @ vw.com

And they say we're weak the small print. Well, we've proved them wrong, haven't we? Our buyers will be pleased. Anyway, Volkswagen of America, Inc. believes the information and specifications in this brochure to be correct at the time of printing. Specifications, standard features, options, colors and colors are subject to change without notice. Some features may be optional and vary that the vehicle you ordered includes the equipment you ordered. That might be a good idea. Tax is supplied and governed by their manufacturer. EPA fuel economy figures are estimates. Your fuel consumption may vary. "Volkswagen" the Volkswagen logo, "New Beetle" and "TDI" are registered trademarks of Volkswagen AG. "Drivers wanted" is a registered trademark of Volkswagen of America, Inc. For further information regarding any Volkswagen model please call 1-800-DRIVE-VW or look us up at vw.com. And don't drink and drive. Ever. By driving and ending instead, it works wonders for your health. ©2005 Volkswagen of America, Inc. Printed in USA.

Drivers wanted. 