

#ComesStandard

Dual Caliper Disc Brakes on All Wheels



FUEL IT LIKE A CAR.
WORK IT LIKE A TRUCK.

You're getting more pad and more grip all around. Which means plenty of braking performance — and confidence — in extreme situations as well as during normal stop-and-start driving. By providing disc brakes with two calipers instead of one, heat distribution to each pad is reduced, so there's little likelihood of overheating.

#ComesStandard

Cruise Control



FUEL IT LIKE A CAR.
WORK IT LIKE A TRUCK.

When engaged, cruise control allows drivers to maintain a consistent, legal speed without watching the speedometer. It's a valuable safety feature that helps prevent speeding — a factor in over 50% of commercial truck accidents. Traveling at or below posted speed saves fuel and is easier on the vehicle.

#ComesStandard

Daytime Running Lights

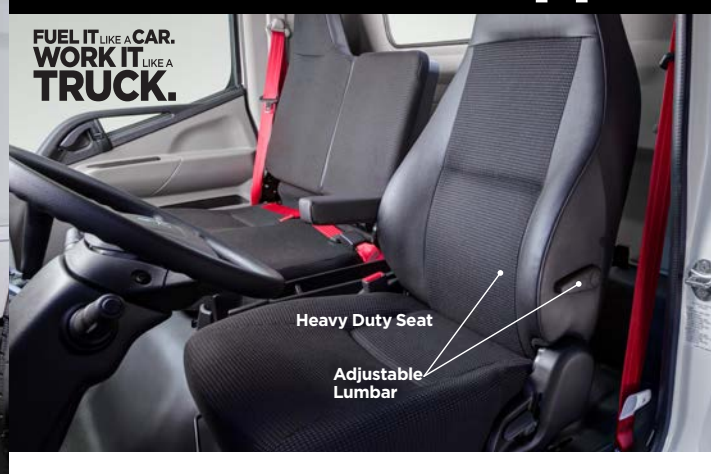


FUEL IT LIKE A CAR.
WORK IT LIKE A TRUCK.

It's just common sense: The more visible you make your truck, the less chance of having an accident. That's why we include daytime running lights on the FE GAS. This additional safety feature makes your truck easier for other drivers to see during daylight hours, reducing the chance of collision.

#ComesStandard

Driver Seat with Lumbar Support



FUEL IT LIKE A CAR.
WORK IT LIKE A TRUCK.

Heavy Duty Seat
Adjustable Lumbar

We think drivers deserve special treatment. That's why the FE GAS comes standard with a driver's seat that features adjustable lumbar support. The ergonomic design and rugged construction help keep drivers of all sizes comfortable and alert. We've also increased driver seat bolstering for all-day comfort, with extended seat cushion covering for added durability.

#ComesStandard

Key/Keyless Entry



Locks and unlocks doors at the touch of a button

FUEL IT LIKE A CAR.
WORK IT LIKE A TRUCK.

Keyless entry is a feature that allows vehicle access without the use of the traditional mechanical key. It provides greater security and convenience by letting the driver lock and unlock the vehicle while standing at a distance from it. A standard key is also included.

#ComesStandard

Impact-Absorbing Steering Column



FUEL IT LIKE A CAR.
WORK IT LIKE A TRUCK.

In the event of a frontal collision, this valuable safety feature helps prevent the steering main shaft from injuring the driver. The column is engineered to absorb energy from a collision, preventing the impact force from reaching the driver. Also, doors on the FE GAS truck feature anti-crush bars that help protect cab occupants.

#ComesStandard

More Standard Features Than Any Vehicle in its Class.



#ComesStandard

Acceleration Rate Management



FUEL IT LIKE A CAR.
WORK IT LIKE A TRUCK.

This is a great tool for both safe driving and fuel conservation. Our acceleration rate management software helps prevent aggressive driving practices by automatically controlling engine torque and limiting vehicle acceleration to a specified rate.

#ComesStandard

102"-Wide Mirrors



FUEL IT LIKE A CAR.
WORK IT LIKE A TRUCK.

Every driver wants to see more of the world outside the cab. That's why we include wide-angle side mirrors that dramatically increase the driver's field of view. The 102" view provides extra visibility, keeping you safe — and compliant — on the road and at the loading dock.

#ComesStandard

Open Floorboard



FUEL IT LIKE A CAR.
WORK IT LIKE A TRUCK.

Here's a design upgrade that really works in your favor. We moved the shifter from the floor to the dashboard. The now-unobstructed cab floor assures plenty of space and allows more room for a third passenger. It makes getting in and out on the passenger side easier and safer, especially in heavy traffic.

#ComesStandard

High Visibility Red Seatbelts



FUEL IT LIKE A CAR.
WORK IT LIKE A TRUCK.

Those bright red seatbelts are more than just a FUSO brand signature. They're designed to assure high visibility and improve safety. The impossible-to-ignore color provides a great reminder for driver and passengers to buckle up.

#ComesStandard

One-Touch Power Windows




FUEL IT LIKE A CAR.
WORK IT LIKE A TRUCK.

Convenient one-touch window operation helps drivers keep both hands on the wheel. Simply press the switch once and the window will travel all the way up or down. Press the switch again to stop the progress of the window at any point.

#ComesStandard

FUSOFirst Owner Support



FUEL IT LIKE A CAR.
WORK IT LIKE A TRUCK.

When you purchase your FE GAS truck, you're automatically enrolled in our FUSOFirst program. Loaded with valuable owner-support features and services, FUSOFirst provides 24/7 roadside assistance and app-based information to keep your trucks moving and on schedule. Available in the U.S. and Canada, the FUSOFirst program is dedicated to helping you maximize vehicle uptime.

FUSO
NEW FE
GAS TRUCK



FUEL IT LIKE A CAR.
WORK IT LIKE A TRUCK.

#ComesStandard

Standard Features. Exceptional Value.

Each new FUSO FE GAS truck comes loaded with more standard features than any cabover truck in its class. Features you need. Features you'd expect. Features that should automatically come with a premium, medium-duty work truck.

FUSO builds more value into every FE GAS truck we create. While other manufacturers drive up costs by offering these features as add-ons, we make them part of the package. And part of your savings.

Here are some highlights from our list of standard features. They're all good reasons why the FUSO FE GAS truck is the best way to move your business forward.



FUSO




NEW FE GAS TRUCK

FUEL IT LIKE A CAR. WORK IT LIKE A TRUCK.

#ComesStandard

GM V8 Gasoline Engine



The FE GAS comes standard with an industry-proven General Motors 6.0L, V8 engine. It runs on regular gasoline, generates 297 horsepower and 361 pound-feet of torque, and delivers twice the displacement of our diesel option. The FE GAS truck engine also helps avoid the complexities of diesel engine emissions and maintenance. Your drivers will appreciate knowing the hunt for diesel is a thing of the past, since all fueling stations offer regular gasoline.

#ComesStandard

Extended Allison Transmission Warranty



More good news: We've added a 2-year extension to the standard 3-year Allison transmission warranty. Do the math, and your FE GAS truck's transmission is now covered by a 5-year/unlimited mileage warranty, for extra peace-of-mind.

#ComesStandard

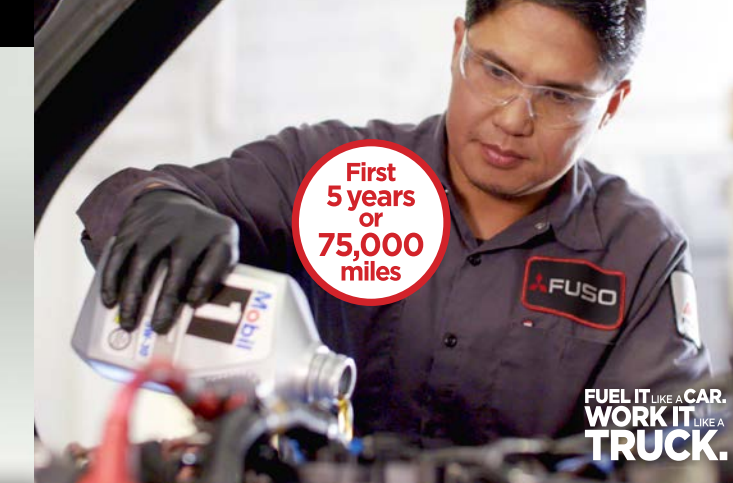
Higher Payload Capability



Net payload is how much weight — passengers and cargo — a truck can carry in the cab and bed. The FE GAS engine delivers 297 HP with 361 lb./ft. of torque, and with our largest model that means capacity up to 11,945 lbs. That's ideal for delivering large cargo such as furniture, frozen foods, landscaping materials, construction materials, or even heavy machinery.

#ComesStandard

10 Free Oil Changes



Here's a money-saving feature that makes a great investment even better. Each new 2019/2020 FE GAS truck receives up to 10 free, standard-interval oil changes during the first 5 years or 75,000 miles. Service intervals are every 7,500 miles, or 5,000 miles for severe duty applications. And during each visit, we'll give your truck a complimentary bumper-to-bumper inspection.

#ComesStandard

Larger Alternator 180 Amps



Higher amperage means more battery charging power — and more confidence that your electrical system is always performing at its best. At 180 amps, the FE GAS alternator is sized to easily handle the demands of the engine and all accessories. You'll have plenty of power to operate everything from accessories to electric over hydraulic functions without depleting the battery.

#ComesStandard

Discover These Features and More at Your FUSO Dealer.

With more than 25 standard features included on every new FE GAS truck, you're getting added value that no other low cab-forward truck can offer. To discover all the features, contact your nearby FUSO dealer for a tour and test drive. You'll see how our wealth of standard features makes an exceptional truck value even better.



mitfuso.com

#ComesStandard

Allison 1000 Automatic Transmission



Designed for smooth shifting and exceptional fuel efficiency, the Allison 1000 transmission sets the FE GAS powertrain apart from the competition. It's a proven, commercial-grade automatic transmission that delivers Allison's legendary reputation for reliability, durability and hill-climbing power. Ideal for the stop-and-start nature of urban delivery, the Allison 1000 is specifically engineered for the most demanding medium-duty applications.

#ComesStandard


FuelSense 2.0 with DynActive Shifting



The Allison 1000 automatic transmission is designed for improved fuel economy. And with the added benefit FuelSense 2.0 technology and DynActive optimal shifting, the fuel efficiency gets even better. Rather than relying on fixed points on a shift table, FuelSense 2.0 uses a learning algorithm to continuously find the ideal balance of fuel economy and performance for your truck's duty cycle. This means a 2% to 6% increase in fuel economy, depending on the application. There's even a Neutral-at-Stop feature for additional fuel savings.

#ComesStandard

40-Gallon In-Rail Fuel Tank



Perfect for longer routes and extended trips. The 40-gallon, rear-mounted, in-rail fuel tank has a larger capacity than most competitors. It offers greater driving range, which means fewer fuel stops during the truck's operational life.

#ComesStandard

Fabric Upholstery with Leather Accents



The FE GAS driver's seat features durable and comfortable black fabric upholstery with black leather effects for added style. The new design has improved bolstering for all-day support, plus extended seat cushion covering for extended life.

#ComesStandard

Electro-Coated Frame Rails



This extra step goes a long way toward protecting your chassis against corrosion. Electro-coating assures longer frame rail life and adds a clean look to the chassis. Keep in mind that your FE GAS frame rails provide additional space for toolboxes and side-mounted equipment.



FUSO



NEW FE GAS TRUCK

FUEL IT LIKE A CAR. WORK IT LIKE A TRUCK.