

Follow Ford:



facebook.com/ford



twitter.com/ford



youtube.com/ford



gplus.to/FordMotorCompany

Business Preferred Network. Each of the select dealerships in our Business Preferred Network (BPN) is committed to providing quality commercial-oriented products and service, as well as special financing and billing arrangements, to businesses that rely on Ford products. As a BPN customer, your business vehicles receive priority service at your BPN dealership to help get your vehicle back on the road quickly. □ **Financial Services.** Our commercial purchase plans and lines of credit offer attractive rates, negotiable terms and business-friendly options. If you prefer to lease, our CommercialLeaseSM programs offer a wide variety of package options to meet your needs. For additional information, please visit our website at fordcredit.com/comlend. □ **Ford Extended Service Plan.** For a purchase or lease, the Ford Extended Service Plan (ESP) gives you "Peace-of-Mind" protection designed to cover key vehicle components and protect you from the cost of unexpected repairs. Ask your dealer for a Ford ESP, the only service contract backed exclusively by Ford and honored at all Ford dealerships.

Allison Transmission is a trademark of Allison Transmission, Inc. Cummins is a registered trademark of Cummins Inc. Fuller is a registered trademark of Eaton Corporation. King Ranch is a registered trademark of King Ranch, Inc. Spicer is a registered trademark of Dana Limited. Some information and photos in this brochure are preliminary and are subject to change. Some features shown and described may be optional. Features shown may be offered only in combination with other options or subject to additional ordering requirements or limitations. Dimensions and capacity ratings shown may vary due to optional features and/or production variability. Following publication of this brochure, certain changes in standard equipment, options and the like, or product availability or delays may have occurred which would not be included in these pages. Your Ford Dealer is the best source for up-to-date information. Ford Division reserves the right to change product specifications at any time without incurring obligations. Claims based on publicly available information and Ford certification data available at the time of printing. Body manufacturers are responsible for compliance certification of the completed vehicle. The Ford New Vehicle Limited Warranty and any government certification made by Ford shall cover only the vehicle as manufactured by Ford and shall not extend to any addition, modification or change of or to the vehicle by the Ford Authorized Pool Account.



COMMERCIAL VEHICLES



BUILT FORD TOUGH



2015 Transit 150 Low-Roof LWB Van. Blue Jeans. Available equipment. Pre-production vehicle shown.
2015 Transit 250 High-Roof LWB Van. Oxford White. Available equipment. Pre-production vehicle shown.
2014 Transit Connect XLT LWB Van. Race Red. Available equipment.

THE COMMERCIAL TRUCK LEADER FOR 28 YEARS.¹

And we're not slowing down. From an all-new 2015 Ford Transit to the revamped 2015 F-Series Super Duty[®] with improved best-in-class diesel horsepower (440) and torque (860 lb.-ft.),² Ford Commercial Trucks are engineered to help your business thrive. In fact, every Ford Commercial Truck is tested and built to the most stringent standard for long-lasting durability: Built Ford Tough.[®] Only after enduring millions of miles of harsh laboratory and real-world testing are they ready for the ultimate honor: working side by side with you. Follow the latest news on Ford Commercial Vehicles at facebook.com/fordmeansbusiness.

¹Based on Polk 1985-2012 U.S. Class 1c-8 New Registrations, excluding SUVs. ²Class is Full-Size Pickups over 8,500 lbs. GVWR.

ALTERNATIVES



ALT FUEL CAPABILITY POWERS YOUR EFFICIENCY.

From Class 1 through Class 7, our comprehensive lineup of alternative fuel options can power your fleet. 5 trucks are ethanol (E85) capable. 8 can be prepped for Compressed Natural Gas (CNG)¹ or Liquefied Petroleum Gas (LPG)¹ conversion. Plus, choose from biodiesel (B20) capable F-Series pickups and chassis cabs with 6.7L Power Stroke[®] Turbo Diesel engines, as well as 2015 Transit models with the 3.2L Power Stroke I-5 diesel. We even enable an F-750 diesel-electric hybrid upfit that can help reduce your fleet's tailpipe emissions. And these fuel options may help you qualify for state tax credits and incentives² – helping green your bottom line.

¹Available feature. ²Consult your tax advisor for details.

SERVICE



A PREFERRED SERVICE NETWORK HAS YOUR BACK.

For over 24 years, Ford Business Preferred Network (BPN) dealers have offered businesses like yours a dedicated buying, financing and service experience. Guided by your business requirements (payload, cargo space, upfit needs, etc.), they can recommend the most appropriate vehicle choices for you. They'll let you check out similar trucks firsthand, get you the latest incentives and financing options, and help maximize your "up-time" with prompt, specialized service. They'll even set up Quality Fleet Care¹ – a monthly, single-payment billing option for parts and service – for your entire fleet of vehicles, regardless of make. Take advantage of all they offer today.

¹Approved credit review required.



THE FUTURE OF TOUGH



MORE CAPABLE AND EFFICIENT THAN EVER.

This is it. The future of tough. The all-new 2015 Ford F-150 is better in every way that matters. From its fully boxed, high-strength-steel frame to the use of high-strength, military-grade, aluminum alloys¹ in its body and bed, this F-150 takes tough to a whole new level. Weighing in as much as 700 lbs. less than its predecessor helps make this truck a whole lot more capable and efficient too. It accelerates faster and stops sooner. It tows more and hauls more. And does it more efficiently. Equipped with plenty of purpose-built technologies, the 2015 F-150 is the ultra-capable pickup of the future. Built Ford Tough[®] to help you work smarter, more productively and with more confidence than ever. **Available 4th Quarter 2014.**

¹6000-series aluminum alloy.

2015 F-150 LARIAT. Ingot Silver. Available equipment. Pre-production vehicle shown.

2015 SUPER DUTY PICKUP



TOUGH KEEPS GETTING STRONGER.

The 2015 F-Series Super Duty® is setting the standard for other heavy-duty pickups to follow. Yet again. Best-in-class¹ diesel horsepower and torque increase this year to 440 and 860 lb.-ft. Towing capacity gets a serious lift. Plus, class-leading fuel economy² is maintained on pickups powered by our second-generation 6.7L Power Stroke® V8 Turbo Diesel engine.³ Ford F-Series is engineered to help you get the job done when no one else can. Within construction, forestry, agriculture and countless other industries, the guys who do the toughest work count on one heavy-duty truck more than any other⁴ – Ford Super Duty.

F-450 Super Duty LARIAT Crew Cab 4x4. Tuxedo Black. Available equipment.

¹Class is Full-Size Pickups over 8,500 lbs. GVWR. ²Based on Ford simulated city-suburban drive-cycle tests of comparably equipped 2015 Ford and 2011–2013 competitive models, consistent with SAE Standard J1321. ³Available feature. ⁴Percentages based on Polk U.S. heavy-duty pickup and class 2–5 conventional chassis cab combined new registrations (2011 CYE–2012 CYTD JUNE) within listed vocations.

2015 SUPER DUTY CHASSIS CAB



BUILT TO GO THE DISTANCE.

Featuring valuable standards like traction control systems, factory-installed upfitter switches, and manually telescoping trailer tow mirrors, Super Duty® Chassis Cab supports a wide range of applications in your choice of Regular Cab, SuperCab or Crew Cab. It also delivers 660 lb.-ft. of torque, along with 300 horsepower, with our 6.7L Power Stroke® V8 Turbo Diesel! And a class-exclusive² Live-Drive power take-off (PTO) provision¹ with that engine handles jobs similarly sized trucks can't even touch. That's what over 60 years of Built Ford Tough® on-the-job experience will get you.

F-550 Super Duty XL Regular Cab 4x4, Oxford White. Available and aftermarket upfit equipment.

¹Available feature. ²Class is 3-5 Conventional Chassis Cabs.

2015 F-650/F-750 SUPER DUTY



READY FOR HEAVY DUTY.

F-650/F-750 Super Duty® powertrain choices for this year help you get the best truck for your business. Equip your F-650 Pro Loader® or F-650 with our class-exclusive¹ 6.8L Triton® V10 gas engine² and TorqShift® 6-speed automatic transmission, or opt for the Cummins® ISB 6.7L Turbo Diesel.² A CNG/LPG Gaseous Engine Prep Package² may help you qualify for state incentives related to alternative-fuel use, infrastructure or vehicles. Visit www.afdc.energy.gov/afdc/laws for details.³ Three cab types. Available clean cab to axle. Massive axle capacities. It all adds up to the strongest truck in the Built Ford Tough® lineup.

F-750 Super Duty XLT Regular Cab. Oxford White. Available and aftermarket equipment.

¹Class is 6-7 Conventional Chassis Cabs. ²Available feature. ³Consult your tax advisor for details.

2015 TRANSIT & 2014 TRANSIT CONNECT



TIME TO RETOOL AT YOUR JOB SITE.

Introducing the all-new 2015 Ford Transit¹ and 2014 Transit Connect. Innovative designs and technology, plus tremendous flexibility and capability, make them a welcome addition to any job site. Multiple body styles. Various lengths. Your choice of advanced powertrains. And, on the full-size Transit, 3 roof height options on Van and Wagon, plus Chassis Cab and Cutaway models. There's a Built Ford Tough[®] solution for every aspect of your business. You'll get the job done efficiently, and done right. It's time to retool with the newest offerings from America's commercial van leader.²

2015 Transit 250 High-Roof LWB Van. Oxford White. Available equipment. Pre-production vehicle shown.
2014 Transit Connect XLT LWB Van. Frozen White. Available equipment.

¹Available Summer 2014. ²Based on Polk 1985-2012 U.S. Class 1c-8 New Registrations, excluding SUVs.

2015 TRANSIT



ALL-NEW FULL-SIZE LINEUP. LOTS OF CONFIGURATIONS.

Combining innovative design and engineering with everything we've learned from van owners like you, we redesigned our full-size van from the ground up with efficiency in mind. Introducing the all-new 2015 Ford Transit.¹ This Built Ford Tough® lineup offers you Van, Wagon, Cutaway and Chassis Cab models, 3 roof heights, 2 wheelbases,² and 3 strong engines: a 3.7L Ti-VCT V6, a 3.5L EcoBoost® V6³ and a 3.2L I-5 Power Stroke® Turbo Diesel.³ The 3.7L expands your choices even further with standard E85 flex-fuel capability and an available CNG/LPG Gaseous Engine Prep Package. With maximum payload ratings of up to 4,650 lbs.⁴ and maximum towing capacities of up to 7,000 lbs.,⁴ we make it easy to size up the right 2015 Transit to fit your business.

2015 Transit 250 Medium-Roof LWB Van. Oxford White. Available equipment. Pre-production vehicle shown.

¹Available Summer 2014. ²Van/Wagon. 3 additional wheelbases on Chassis Cab/Cutaway models. ³Available feature. ⁴Preliminary ratings. When properly equipped. Cargo, load and trailer tow capacities limited by weight and weight distribution.

2014 TRANSIT CONNECT



BEST-IN-CLASS EFFICIENCY FROM THIS HARDWORKING HELPER.

The 2014 Transit Connect Van is Built Ford Tough®. Maximum payload ratings go up to 1,710 lbs.¹ Maximum towing capability is 2,000 lbs.¹ Long-wheelbase models offer up to 130.7 cu. ft. of cargo space behind the front seats, or 151.1 cu. ft. with the front-passenger seat back folded flat.¹ And short-wheelbase models feature a tight turning radius to help negotiate awkward delivery areas. 2014 Transit Connect Van has a best-in-class EPA-estimated 30-mpg highway² fuel economy rating when equipped with the available 1.6L EcoBoost® I-4 engine. Large exterior side panels perfectly showcase your company name and key messages. Transit Connect Van is always working for you.

2014 Transit Connect XLT LWB Van. Frozen White. Available equipment.

¹When properly equipped. Cargo, load and trailer tow capacities limited by weight and weight distribution. ²Class is Small Cargo Vans. EPA-estimated rating of 22 mpg city/30 mpg hwy/25 mpg combined for Transit Connect Van with the available 1.6L EcoBoost I-4 engine. Actual mileage will vary.

TECHNICAL SPECIFICATIONS





2014 TRANSIT CONNECT

Cabs: Trim Levels

Van: XL, XLT
Wagon: XL, XLT, Titanium

Engine

2.5L Duratec® I-4
Horsepower 169 @ 6,000 rpm
Torque (lb.-ft.) 171 @ 4,500 rpm
Alt fuel options:¹  

1.6L EcoBoost® I-4
Horsepower 178 @ 5,700² rpm
Torque (lb.-ft.) 184 @ 2,500 rpm

Transmission

6-speed SelectShift® automatic

Capabilities (lbs.)³

Van	
Max. GVWR	5,270
Max. GCWR	5,960
Max. Payload	1,710
Max. Towing	2,000

Wagon	
Max. GVWR	5,280
Max. GCWR	6,320
Max. Payload	1,270
Max. Towing	2,000

2015 TRANSIT




Cabs: Trim Levels


Van: Transit 150, Transit 250, Transit 350, Transit 350 Heavy-Duty

Wagon: Transit 150 XL, Transit 150 XLT, Transit 350 XL, Transit 350 XLT, Transit 350 Heavy-Duty XL, Transit 350 Heavy-Duty XLT

Cutaway & Chassis Cab: Transit 250, Transit 350, Transit 350 Heavy-Duty

Engines

3.7L Ti-VCT V6
Horsepower 270 @ 6,500 rpm
Torque (lb.-ft.) 250 @ 4,000 rpm
Alt fuel capability:⁴ 
Alt fuel options:¹  

3.2L Power Stroke® I-5 Turbo Diesel
Horsepower 190 @ 3,000 rpm
Torque (lb.-ft.) 346 @ 1,750–2,750 rpm
Alt fuel capability: 

3.5L EcoBoost V6
Horsepower 320 @ 5,500 rpm
Torque (lb.-ft.) 400 @ 2,250 rpm

Transmissions

6-speed SelectShift automatic

Capabilities (lbs.)³

Van	
Max. GVWR	10,360
Max. GCWR	13,000
Max. Payload	4,650
Max. Towing	7,000

Wagon	
Max. GVWR	10,360
Max. GCWR	11,200
Max. Payload	3,710
Max. Towing	5,100

Cutaway & Chassis Cab

Max. GVWR	10,360
Max. GCWR	12,600
Max. Payload	5,790
Max. Towing	7,000

Preliminary capability ratings.
Subject to change.

2014 E-SERIES

Cabs: Trim Levels

E-150/E-250/E-350 Cargo Van: Regular & Extended Length


E-150 Wagon: Regular Length XL, XLT




E-350 Wagon: Regular & Extended Length XL, XLT



E-350/E-450 Cutaway

E-350/E-450 Stripped Chassis

Engines

4.6L Triton® 2-Valve V8 FFV
Horsepower 225 @ 4,800 rpm
Torque (lb.-ft.) 286 @ 3,500 rpm
Alt fuel capability: 

5.4L Triton 2-Valve V8 FFV
Horsepower 255 @ 4,500 rpm
Torque (lb.-ft.) 350 @ 2,500 rpm
Alt fuel capability: 
Alt fuel options:¹  

6.8L Triton 2-Valve V10
Horsepower 305 @ 4,250 rpm
Torque (lb.-ft.) 420 @ 3,250 rpm
Alt fuel options:¹  

Transmissions

4-speed auto O/D

Available 5-speed TorqShift® auto O/D

Capabilities (lbs.)³

Cargo Van	
Max. GVWR	9,500
Max. GCWR	18,500
Max. Payload	4,050
Max. Towing	10,000

Wagon	
Max. GVWR	9,500
Max. GCWR	18,500
Max. Payload	3,010
Max. Towing	10,000

Cutaway	
Max. GVWR	14,500
Max. GCWR	22,000
Max. Payload	9,040
Max. Towing	10,000

2014 F-150

Cabs: Trim Levels


Regular Cab: XL, STX, XLT



SuperCab: XL, STX, XLT, FX2, FX4, LARIAT, RAPTOR


SuperCrew: XL, XLT, FX2, FX4, LARIAT, KING RANCH®, PLATINUM, LIMITED, RAPTOR

Engines

3.5L EcoBoost
Horsepower 365 @ 5,000 rpm
Torque (lb.-ft.) 420 @ 2,500 rpm

3.7L 4-Valve V6 FFV
Horsepower 302 @ 6,500 rpm
Torque (lb.-ft.) 278 @ 4,000 rpm
Alt fuel capability: 

Alt fuel options:¹  

5.0L 4-Valve V8 FFV
Horsepower 360 @ 5,500 rpm
Torque (lb.-ft.) 380 @ 4,250 rpm
Alt fuel capability: 

6.2L 2-Valve V8
Horsepower 411 @ 5,500⁵ rpm
Torque (lb.-ft.) 434 @ 4,500⁵ rpm

Transmissions

6-speed auto with tow/haul mode

SelectShift automatic

Capabilities (lbs.)³

Max. GVWR	8,200
Max. GCWR	17,100
Max. Payload	3,120
Max. Towing	11,300

2015 F-250/F-350/F-450 SUPER DUTY®

Cabs: Trim Levels




Regular Cab: XL, XLT


SuperCab: XL, XLT, LARIAT

Crew Cab: XL, XLT, LARIAT, KING RANCH, PLATINUM

Engines

6.2L 2-Valve V8 FFV
Horsepower 316 @ 4,179⁶ rpm
385 @ 5,500⁶ rpm
Torque (lb.-ft.) 397 @ 4,179⁶ rpm
405 @ 4,500⁶ rpm

Alt fuel capability: 
Alt fuel options:¹  

6.7L Power Stroke V8 Turbo Diesel
Horsepower 440 @ 2,800 rpm
Torque (lb.-ft.) 860 @ 1,600 rpm
Alt fuel capability: 

Transmission

TorqShift heavy-duty 6-speed SelectShift automatic with tow/haul mode

Capabilities (lbs.)³

F-250	
Max. GVWR	10,000
Max. GCWR	23,500
Max. Payload	4,240
Max. 5th-Wheel Towing	16,800

F-350	
Max. GVWR	14,000
Max. GCWR	35,000
Max. Payload	7,260
Max. 5th-Wheel Towing	26,700

F-450 (available Summer 2014)

2015 F-350/F-450/F-550 CHASSIS CAB

Cabs: Trim Levels

Regular Cab: XL, XLT

SuperCab: XL, XLT, LARIAT


Crew Cab: XL, XLT, LARIAT

Engines

6.2L 2-Valve V8 FFV
Horsepower 316 @ 4,179⁶ rpm
385 @ 5,500⁶ rpm
Torque (lb.-ft.) 397 @ 4,179⁶ rpm
405 @ 4,500⁶ rpm

Alt fuel capability: 
Alt fuel options:¹  

6.8L Triton 3-Valve Gas V10
Horsepower 362 @ 4,750 rpm
Torque (lb.-ft.) 457 @ 3,250 rpm
Alt fuel options:¹  

6.7L Power Stroke V8 Turbo Diesel
Horsepower 300 @ 2,800 rpm
Torque (lb.-ft.) 660 @ 1,600 rpm
Alt fuel capability: 

Transmissions

TorqShift heavy-duty 6-speed SelectShift automatic with tow/haul mode (6.2L and 6.7L only)
5-speed TorqShift auto O/D with tow/haul mode (6.8L V10 only)

Capabilities (lbs.)³

F-350	
Max. GVWR	14,000
Max. GCWR	24,500
Max. Payload	7,872
Max. 5th-Wheel Towing	16,700

F-450	
Max. GVWR	16,500
Max. GCWR	30,000
Max. Payload	9,945
Max. 5th-Wheel Towing	21,600

F-550	
Max. GVWR	19,500
Max. GCWR	35,000
Max. Payload	12,660
Max. 5th-Wheel Towing	26,600

2015 F-650/F-750


Cabs: Trim Levels



Regular Cab: XL, XLT; F-650 Pro Loader,[®] F-650, F-750

SuperCab: XL, XLT; F-650 Pro Loader, F-650, F-750

Crew Cab: XL, XLT; F-650 Pro Loader, F-650, F-750

Engines

6.7L Cummins® ISB Turbo Diesel I-6
Horsepower 200–360⁷
Torque (lb.-ft.) 520–800⁷
Alt fuel capability: 

6.8L Triton 3-Valve Gas V10
Horsepower 362 @ 4,750 rpm
Torque (lb.-ft.) 457 @ 3,250 rpm
Alt fuel options:¹  

Transmissions

Allison Transmission™ 5- and 6-speed automatics (3000 series); 6-speed automatics (2000 series) (Diesel)

TorqShift 6-speed automatic (Gas)

Fuller® 6-speed manual (Diesel)

Dana Spicer® 7-speed manual (Diesel)

Capabilities (lbs.)³

F-650 Pro Loader (Diesel)	
GVWR	20,500–26,000
F-650 Pro Loader (Gas)	
GVWR	20,780–26,000
F-650 (Diesel)	
GVWR	20,940–29,000
F-650 (Gas)	
GVWR	20,940–30,000
F-750 (Diesel)	
GVWR	25,999–37,000

¹Requires CNG/LPG Gaseous Engine Prep Package and aftermarket upfit. ²Figures achieved using 93-octane premium fuel. ³Maximum capabilities shown are for properly equipped vehicles with required equipment. Weight of additional options, equipment, passengers and cargo must be deducted from this weight. Cutaway ratings are based on incomplete vehicles. Final vehicle manufacturer weights and ratings will vary due to input and modification requirements. ⁴Available on SRW. ⁵Figures achieved using premium unleaded fuel. ⁶316 hp @ 4,179 rpm and 397 lb.-ft. @ 4,179 rpm on vehicles 10,001 lbs. GVWR and over; 385 hp @ 5,500 rpm and 405 lb.-ft. @ 4,500 rpm on vehicles 10,000 lbs. GVWR and under. ⁷340 hp/660 lb.-ft. of torque and 360 hp/800 lb.-ft. of torque ratings restricted to emergency vehicles only. See your Ford Dealer for details.