

2014 Car & Truck Guide



Table of Contents

INTRODUCTION

A Message from Ed Peper	3
Great Products	4
CNG Trucks and Vans	6
LPG Cutaway	7
Innovative Business Solutions	8
Exceptional Customer Experience	10
Warranty	12
Environment	13
GM Personnel	14
GM Fleet Car & Truck Guide App	25

MINI CAR

Chevrolet Spark	26
-----------------------	----

SMALL CAR

Chevrolet Sonic	28
-----------------------	----

COMPACT CAR

Chevrolet Cruze	30
Buick Verano	32

MIDSIZE/LARGE CAR

Chevrolet Malibu	34
Buick Regal	36
Chevrolet Impala	38
Chevrolet Impala Limited	40
Buick LaCrosse	42

LUXURY CAR

Cadillac ATS	44
Cadillac CTS Coupe	46
Cadillac CTS Sedan & Sport Wagon	48
Cadillac XTS	50

SPORT CAR

Chevrolet Camaro Convertible	52
Chevrolet Camaro Coupe	53
Chevrolet SS	54
Chevrolet Corvette	56

ELECTRIC VEHICLE

Chevrolet Spark EV	58
Chevrolet Volt	60
Cadillac ELR	62

SPORT UTILITY/CROSSOVER

Chevrolet Captiva Sport	64
Chevrolet Equinox	66
Buick Encore	68
GMC Acadia/Denali	70
GMC Terrain/Terrain Denali	72
Chevrolet Traverse	74
Buick Enclave	76
Cadillac SRX	78
Cadillac Escalade/Escalade ESV	79
Chevrolet Tahoe/Suburban	80
GMC Yukon/YukonXL/Denali	82

FULL-SIZE PICKUP

Chevrolet Silverado 1500	84
Chevrolet Silverado 2500HD/3500HD	86
GMC Sierra 1500	88
GMC Sierra 2500HD/3500HD/Denali	90

CHASSIS CAB

Silverado 3500HD	92
Sierra 3500HD	93

PASSENGER VAN

Chevrolet Express	94
GMC Savana	95

CARGO/CUTAWAY VAN

Chevrolet Express Cargo	96
GMC Savana Cargo	98
Chevrolet Express Cutaway	100
Chevrolet Express 4500 Cutaway	101
GMC Savana Cutaway	102
GMC Savana 4500 Cutaway	103

MOBILITY

Chevrolet Express Passenger	104
Chevrolet Express Cargo	105
GMC Savana Passenger	106
GMC Savana Cargo	107

SPECIALTY VEHICLES

Caprice Police Patrol Vehicle (PPV)	108
Impala Limited Police Vehicle	110
Impala Limited Undercover Vehicle	111
Tahoe Police Patrol Vehicle (PPV)	112
Tahoe Special Service Vehicle	113
Express Prisoner Transport Van	114

LIVERY/LIMOUSINE

Cadillac XTS	116
Cadillac Professional Vehicles	118

RESOURCES

Commercial Sounding Board	120
Fleet Service and Parts	121
Business Choice	122
Chevrolet/GMC Business Elite	123
Fleet Account Numbers (FANS)	124
Ally Commercial Services	125
Vehicle Segmentation	126
Vehicle Model Designations	127
Fuel Economy	129
GM Assembly Plants	131
A Word About This Guide	132

In Addition to Great Vehicles...a Partner in Your Success!

It's a pleasure for me to introduce you to the General Motors 2014 model lineup. In the pages that follow is a brief look at the breadth of products we can offer to meet your vehicle fleet needs. While we are extremely proud of every car, crossover, truck and van we sell, **we at GM Fleet & Commercial offer you much more.** What sets us apart is the extra value we deliver through our team of professionals, the innovative business solutions we provide and the services in place to keep your fleet up and running efficiently and cost effectively.



At GM Fleet & Commercial, we want to be your Strategic Partner.

- We want to help you reach your profitability goals.
- We want to help you improve your market share.
- We want to assist in finding ways to make your workforce more productive.

The bottom line is that we want to provide you with **real solutions to your specific business needs** that go beyond our products. We want to partner with you and work to make sure that your business succeeds.

While our team has many ways to help your business, here are just a few things we'd like you to think about:

- **Have you thought about your maintenance costs?** We can significantly reduce your routine maintenance expenses through our new maintenance program that includes scheduled services for 2 years/24,000 miles on nearly all of our 2014 models.
- **Have you thought about the expenses involved in vehicle downtime?** Your company loses money every time a vehicle isn't delivered on time or is pulled off the road due to a service issue or recall. We have the best track record in the industry for On-Time-Delivery. And after our products arrive in your fleet, you can count on them to perform. J.D. Power & Associates just announced that General Motors has more vehicles at the top of its Initial Quality list than any other automotive manufacturer, and our percentage of vehicles involved in recalls is one of the lowest among all competitive makes.
- **Have you thought about the customer service that you are getting?** Time is money in your business, so getting good service is critical to your bottom line. We'll give you the best service in the industry. In the recent J.D. Power & Associates Customer Service Index, GM has three among the top four mass-market brands, and to top that off, we have the largest dealer network in the country to serve you. For our business customers, we also offer "One Call Support" where you can count on our team and our 470 business-to-business dealers to support your fleet service concerns.
- **Have you thought about warranty coverage?** Warranties vary significantly from one manufacturer to the next. Some cover 50,000 miles. Some cover 60,000 miles. We cover your powertrain for 5 years/100,000 miles. Compared to some of our competitors, that's 40,000 or 50,000 extra covered miles. If you multiply that times the number of vehicles in your fleet, you may be surprised at how much money you can save.
- **Have you thought about the value of working with a vehicle provider that has a trained team dedicated to business customers?** From our Fleet Account Executives, to our Service team, to our Fleet Action Center, to our Business Elite dealer network, everyone on the GM Fleet & Commercial team has a singular focus...**you!** We will go to great lengths to build a strong relationship with you and through our partnership we will not only meet your fleet needs, but be transformational to your business.

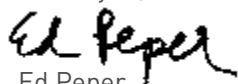
Add it all up and the results are a sum far greater than the parts. Today, a new energy permeates GM Fleet & Commercial and we promise you the following:

- **Great Products** that have exceptional levels of quality, reliability, design, comfort, safety and value.
- **Innovative Business Solutions** that save you money and provide your drivers with the features and functions they need to get their work done.
- And an **Exceptional Customer Experience** that you can't get anywhere else. We take a full-circle approach to serving you. We are not just another supplier of vehicles. We are a solid, reliable business partner offering fleet expertise and responsive service throughout your ownership experience.

My promise to you is that our team will listen. We will pay very close attention to what you are trying to accomplish with your business and we will work tirelessly to help you reach your goals.

Give us a call. Let us share with you the specific solutions we can offer tailored to your goals and needs. If you do, I'm very confident you'll find that General Motors is the best strategic partner for your fleet today and for years into the future.

Thank you,



Ed Peper
U.S. Vice President
GM Fleet & Commercial Sales

INNOVATIVE LEADING EDGE TECHNOLOGY

ADVANCED PROPULSION TECHNOLOGIES AND ALTERNATIVE FUELS

eAssist

eAssist technology is a light electrification solution that enhances fuel efficiency up to 25% when paired with our existing engines. The electric motor recaptures energy and shuts off fuel during braking. To further increase efficiency, it stops and restarts the engine in stop-and-go city driving. An onboard lithium-ion battery provides an electric boost in certain conditions to improve MPG.

E85 Ethanol

GM's FlexFuel vehicles can run on E85⁹, gasoline or any combination of the two. Comprised of up to 85% ethanol and 15% gasoline, E85⁹ is a mostly renewable fuel that can be made from U.S.-grown agriculture like switchgrass, wood and corn. E85⁹ helps reduce our dependence on petroleum and burns cleaner than gasoline, which helps reduce greenhouse gases. Go to www.gmfleet.com/afv to see where there is an E85⁹ station near you.



CNG and LPG

Compressed Natural Gas (CNG) and Liquefied Petroleum Gas (LPG) are predominantly domestically produced alternative fuels that can help reduce your fleet's greenhouse gas emissions. No independent upfitter is required. CNG vans are shipped to the dealer with specially designed 6.0L Vortec V8 engines built for gaseous fuels, along with an integrated and warranted dedicated gaseous fuel system in place. All vehicles meet rigorous GM standards for safety, reliability and durability. In addition, GM offers a bi-fuel pickup. The Bi-Fuel CNG Silverado and Sierra 2500HD offer fueling flexibility, with a combined CNG and gasoline range of more than 650 miles (based on GM estimates). GM also offers LPG-powered versions of the Chevrolet Express 4500 and GMC Savana 4500 Cutaway Vans.



B20 Biodiesel

As an alternative fuel option, GM's 2013 lineup of heavy-duty pickups and full-size vans can be powered by Duramax 6.6L V8 turbo diesel engines with B20 biodiesel capability – a feature you won't find in Ford vans. B20 fuel is a blend of 20% biodiesel and 80% conventional diesel. It has lower tailpipe emissions than petroleum-based diesels and is primarily domestically produced from renewable resources. For 2014, the Chevrolet Cruze offers a Clean Turbo Diesel. Clean diesels generate at least 90% less Nitrogen Oxide (NOx) and particulate emissions when compared to previous-generation diesels. For more information, please visit our website at www.gmfleet.com/afv.



Electric Vehicles

GM innovations and strategy have become a reality with the Chevrolet Volt and the all-electric Chevrolet Spark. With a charged battery, most Volt and Spark drivers can commute gas-free and tailpipe emissions-free for about \$1.50 of electricity per day.* If the battery is depleted, a quiet onboard gas generator creates electricity that powers the Volt as you drive for hundreds of additional miles. Volt and Spark EV include regenerative braking, which captures energy that would otherwise be lost while braking, decelerating or going downhill. It also offers liquid thermal conditioning, which maximizes its performance in extreme weather conditions. This guarantees the best performance from the battery and ensures its longevity. Both Volt and Spark offer the longest, most comprehensive battery warranty of any electric vehicle – an 8-year/100,000-mile (whichever comes first) battery warranty. See dealer for details.



*Spark EV combined MPGe = 119; Volt combined MPGe = 98

SAFETY

OnStar® – The In-Vehicle Safety and Security System

Peace of mind – it's what you get when you have OnStar®-equipped vehicles in your fleet. Whatever your drivers encounter on the road, OnStar® can be there to provide the help they need. One push of the blue OnStar® button connects them to a highly-trained Advisor. And, in many crashes, OnStar® can automatically connect to their vehicles to send help. Whether your driver needs help in an emergency or directions to their next customer location, OnStar® is just a button press away.



With included services such as Remote Door Unlock and Roadside Assistance, OnStar® can help your drivers get back on the road quickly. And Stolen Vehicle Assistance provides additional protection for your fleet investment.

Visit onstar.com for coverage map, details and system limitations. Services vary by model and conditions. OnStar® acts as a link to existing emergency service providers.

Forward Collision Alert*

Forward Collision Alert uses radar or camera technology to monitor the distance to the vehicle ahead. Based on the proximity of the vehicle and your speed, the system will sound an alert to give the driver time to react and stop or make other changes to help avoid a collision. This feature requires the available Advanced Safety Package.



Lane Departure Warning*

A camera-based lane detection system alerts the driver of unsignaled lane changes. If a turn signal is used, it will not send a warning. The camera, mounted near the inside rearview mirror, identifies traffic lane markings. Lane Departure Warning activates at speeds above 35 miles per hour.



Side Blind Zone Alert*

Using radar sensors on both sides of the vehicle, the system "looks" for other vehicles in the blind zone areas and indicates their presence with symbols lit in the outside mirrors. This technology alerts drivers to vehicles that otherwise might escape their vision. If the driver activates the turn signal in the direction of the detected vehicle, the symbol will flash to provide extra warning not to change lanes.



Rear Cross Traffic Alert*

Using radar sensors, it warns the driver of approaching cross traffic when backing out of a parking spot. Left or right-side alerts are triggered if moving vehicles are detected. The system helps give drivers more time to react to obstacles that may be difficult to see in the side mirror.

Rear Vision Camera with Dynamic Guidelines*

With a display in the center stack, the camera provides a natural view of objects directly behind the vehicle. Dynamic guidelines laid over the video image assist in parking maneuvers by showing the vehicle's path and available space.



Full-Speed Adaptive Cruise Control*

This system uses radar and vision sensing to detect a vehicle ahead and calculate its distance and relative speed, and then sends a message to the onboard computer to maintain a driver-selected following time/distance. When the traffic has cleared or the object has moved, the system will accelerate the vehicle back to the previously set speed. Like conventional cruise control, the driver can always control the system by applying the brakes or accelerator.

Intelligent Brake Assist*


Detects a panic-braking situation and assists a braking driver by automatically pre-loading the brake system to help slow the vehicle more quickly.

* Not available on all models. See dealer for details.


A Complete Integrated Compressed Natural Gas (CNG) Solution

Whether it's meeting company-wide initiatives or government standards, Fleet Managers face many challenges. GM offers a CNG option for Fleet and Commercial customers. CNG is a fossil fuel that burns much cleaner than gasoline, reduces CO₂ emissions by 15% vs. petroleum-based fuels, and can significantly lower your fuel costs versus gasoline.

The option is available for ordering on Chevy Express and GMC Savana 2500 and 3500 Cargo Vans as well as the Chevy Silverado and GMC Sierra 2500HD trucks.



THREE-TANK SYSTEM



FOUR-TANK SYSTEM

EXPRESS AND SAVANA 2500 AND 3500 CARGO VANS

- Ordering is easy – just choose a three- or four-tank system and your sales consultant checks the order box. FHZ is the regular production option for compressed natural gas fuel system.
 - (UFM) Three-tank system provides a range of up to 200 miles. Under body tanks allow for use of complete cargo area.
 - (UFP) Four-tank system provides a range of up to 300 miles. This system adds a single tank in the driver's side of the cargo area, just inboard of the wheel well.
- The vehicle is built with a gaseous fuel-ready 6.0L Vortec V8 engine. The fuel delivery/storage systems are added using a dual-stage, single-invoice process. The ordering system allows you to then take advantage of the many upfitters available for cargo management solutions or other customization.
- Meets rigorous GM Standards for safety, reliability, and durability.



BI-FUEL SILVERADO AND SIERRA 2500HD TRUCKS

- Each truck uses a Vortec 6.0-liter V8 engine that allows you to seamlessly switch between CNG and gasoline.
- The combined 17 GGE CNG and 36-gallon gasoline tank provide a range of more than 650 city miles.*
- In addition to lower fuel costs, they offer an impressive amount of options and configurations, including standard and long-box and two-or-four-wheel drive in the crew cab models.

The CNG fuel delivery and storage system is covered under our limited warranty and is serviceable by Chevrolet and GMC dealers. Plus all major components have GM service part numbers for broad availability, providing you with peace of mind that parts will be available to keep your vehicles on the road.



* Estimated range based on engineering test results


Liquefied Petroleum Gas (also known as propane autogas) is a fossil fuel that burns much cleaner than gasoline, reduces CO2 emissions by 15% vs. petroleum-based fuels, and can significantly lower your fuel costs versus gasoline.

Express and Savana 4500 Cutaway Vans use a proven, 6.0L Vortec V8 engine with factory-installed hardened exhaust valves and intake/exhaust valve seats. These components are engineered to GM durability standards for gaseous fuel use.


Two systems are offered:

- (UFM) Three-tank system provides a range of up to 315 miles.
- (UFP) Four-tank system provides a range of up to approximately 425 miles.

These vans are the industry's only OEM LPG vans that are fully validated by the manufacturer for reliability, durability and safety. And, they're backed by GM's 100,000 mile/5-year transferable Powertrain Limited Warranty.



UFM Three-tank system



UFP Four-tank system

Innovative Business Solutions

We offer the ability to use our products as mobile offices and can help upfit our products with the utility you need to get the job done!



Reduced Administration for You – Maximum Convenience for Your Drivers

GM FleetTrac simplifies the vehicle maintenance process for fleets of all sizes and types. This program offers consolidated billing and additional features that reduce the administrative burdens associated with fleet maintenance, providing fleet drivers and managers with unsurpassed convenience.

GM FleetTrac allows you to take advantage of the GM dealer network, GM certified technicians, specialized diagnostic equipment, GM technical support and quality GM parts – all at competitive market pricing – and to receive one monthly consolidated invoice.

GM FleetTrac is your management tool – designed to help manage costs, reduce your administration burden and keep your drivers on the road.

For more information or to enroll, visit us at www.gmfleettrac.com.

Mobile Applications: Keeping You Connected

Mobile applications enable you and your drivers to stay connected while on the road or at the job site using available apps like OnStar®'s RemoteLink¹³, Chevrolet MyLink¹⁸, Buick and GMC IntelliLink¹³ and Cadillac CUE¹³.

The RemoteLink¹³ application brings the power of OnStar® directly to smartphones to let drivers control functions like locking their doors and starting their vehicles from anywhere. Navigation is made simple, too, with the ability to search for a destination and send directions directly from a phone to the vehicle. Directions download into the vehicle at the next ignition cycle. Drivers can also check vehicle diagnostics like fuel level, remaining oil life, and tire air pressure remotely.



Wireless Internet Access

GM offers available wireless internet access in its vehicles, adding even greater flexibility to the mobile office. GM Wi-Fi provides full internet access in and around the vehicle via a laptop or Wi-Fi device. GM Wi-Fi uses technology from Autonet Mobile¹⁵, the world's first Internet Service Provider designed exclusively for cars. Autonet Mobile turns the vehicle into a Wi-Fi hotspot and works with any operating system and Wi-Fi enabled device.



IntelliLink Enhances Connectivity Capability

This simple-to-use, customizable infotainment system and expanded wireless capability uses Bluetooth^{®11} or USB¹² to connect a smartphone to a high-resolution, color touch screen display. This allows smartphone control via voice activation and steering wheel mounted controls plus streaming stereo audio from the phone through services like Pandora[®] Internet Radio¹⁴. Most importantly, IntelliLink¹³ enables seamless integration of stowed portable devices with the infotainment system, allowing drivers to keep their hands on the wheel and eyes on the road.



MyLink

MyLink¹⁸ allows you to easily connect your smartphone straight to your vehicle. This simple connection lets you take control of a wide range of technology through apps, like Pandora[®] Internet Radio¹⁴, using voice commands or the touch screen interface. The vehicle is able to access online content via a smartphone with a 3G data connection connected through Bluetooth^{®11}. Users are also able to control their phone wirelessly via the same interface. MyLink also integrates OnStar[®]'s services (if equipped).



Cadillac CUE

CUE¹³ is a highly advanced in-vehicle hub for information and entertainment that is controlled through an LCD touch screen that is seamlessly integrated into the top of the instrument panel. Users are able to control entertainment, navigation⁹ and communication through the interface that uses natural voice recognition, allowing drivers to keep their eyes safely on the road.



Exceptional Customer Experience

The best customer experience found anywhere in the industry!

At GM Fleet and Commercial, we offer service and support that you can't get anywhere else. Our dedicated team of professionals "put the customer first in everything they do ... every single day" and they are focused entirely on making sure you are a satisfied customer.

Fleet Account Executives – Sales, Service and Government

Our Fleet Account Executives are located in every region of the country and they are focused on building relationships with you. They work hard to understand your vehicle needs so that they can provide you with information, answers and resources to help you manage your fleet. In addition, our Fleet Account Executives on the service side of the business provide the product and technical support to keep your fleet operating at peak efficiency.



Fleet Action Center

By calling 1-800-FLEETOP (353-3867), between 8:00 AM to 6:00 PM, Monday-Friday, you can be connected with a professional who is knowledgeable and experienced in the fleet & commercial business. The Fleet Action Center can help with your fleet account inquiries, incentives/programs, order management, vehicle logistics and service questions. The professionals in the Fleet Action Center have answered nearly 1.2 million calls since opening on March 6, 2000.

Dealer Network

Coast to coast, no matter where you are, we have more dealers to serve you than any other manufacturer. GM dealers are passionate about the product and are very customer focused. In addition, we have a group of Business Elite dealers that specialize in selling and servicing commercial vehicles, which includes work-ready vehicles through our specialty vehicle manufacturers.

District Managers – Commercial

District Sales Managers are available to help you develop your commercial and non-fleet commercial sales volume and share, and they will serve as a consultant when it comes to the B2B market. In addition, they will assist efforts to prospect new customers and develop owner communication strategies. You can also consider them to be your source for knowledge and guidance when it comes to alternative fuels and advanced propulsion along with all of your product and competitive training needs.

Global Team

If your fleet stretches beyond U.S. boundaries, GM's Global Fleet Team can provide the support you need. Our global specialists, along with the regional managers in nearly 140 countries, offer a one-stop shop for multinational fleets. They provide expert advice on a company's current local fleet, vehicle acquisition and legislation. They also help you manage specific regional needs and cultural preferences.

Everyone on this GM Fleet and Commercial team is dedicated to your business. We will partner with you to understand your vehicle needs and we will go out of our way to exceed your expectations.

Thank you for choosing GM!

GMFleet.com **Information and Tools to Get the Job Done**

Let us help you find the right vehicle for your business

- Research the complete lineup of Chevrolet, Buick, GMC and Cadillac vehicles – cars, crossovers, vans and pickups
- View standard and optional equipment, detailed specs and photo galleries
- Use the Build Your Own tool to build a vehicle the way you want it – with a variety of available features
- Stay current on GM Fleet & Commercial news
- Review information on many specialty vehicle applications

Use Our Tools to Make Ordering Easier

Access ordering, maintenance and account tools – resources that can help take your business to the next level.

- Fleet Order Status
- Product Availability
- Online Order Guide and more

Bookmark Our Service and Maintenance Area

We offer a wide variety of helpful service and warranty tools to help keep your fleet on the road.

- Service Bulletins and Manuals
- Vehicle Warranty Information
- Service and Technical Training

LinkedIn

The GM Fleet and Commercial group on LinkedIn provides an open forum for people in the fleet and commercial industry to join together and improve their business through GM customer support and industry communication. Members can share information, read the latest news, and ask questions regarding GM's vehicles and services. Go to LinkedIn and join if you are not already a member. Then search for GM Fleet and Commercial.



YouTube

GM FCO has a dedicated channel on YouTube that features a variety of product videos posted by GM, GM dealers and upfitters. Check out the GM FCO YouTube channel for:

- Product overviews
- How to videos
- Technology feature overviews
- Upfit highlights
- And more

Visit youtube.com/gmfleetcommercial to view videos.



Chevrolet/GMC, Buick and Cadillac Warranty Information

WARRANTY INFO	CHEVROLET/GMC	BUICK	CADILLAC
BUMPER-TO-BUMPER WARRANTY	3 years/36,000 miles	4 years/50,000 miles Bumper-to-Bumper Limited Warranty with no deductible	4 years/50,000 miles Bumper-to-Bumper Limited Warranty with no deductible
HYBRID	8 years/100,000 miles	8 years/100,000 miles Limited Warranty on certain eAssist components	8 years/100,000 miles
TIRES	3 years/36,000 miles	4 years/50,000 miles	4 years/50,000 miles
TOWING	5 years/100,000 miles (Towing to nearest GM dealer)	6 years/70,000 miles	6 years/70,000 miles Cadillac Hybrid: During the 8-year or 100,000 miles Hybrid warranty period, towing is covered to the nearest Cadillac servicing dealer if your vehicle cannot be driven because of a warranted Hybrid-specific defect
RUST-THROUGH	6 years/100,000 miles	6 years/unlimited miles	6 years/unlimited miles
CORROSION	3 years/36,000 miles	4 years/50,000 miles	4 years/50,000 miles
WHEEL ALIGNMENT AND BALANCE	1 year/7,500 miles	1 year/7,500 miles	1 year/7,500 miles
POWERTRAIN LIMITED WARRANTY	5 years/100,000 miles	6 years/70,000 miles	6 years/70,000 miles

Electric Vehicle Warranty Information

BUMPER-TO-BUMPER WARRANTY	3 years/36,000 miles
VOLTEC WARRANTY	8 years/100,000 miles
PROPULSION BATTERY WARRANTY	8 years/100,000 miles
BRAKES	8 years/100,000 miles
TOWING	During the 8-year/100,000-mile Voltec warranty period, towing is covered to the nearest Chevrolet servicing dealer if your vehicle cannot be driven because of a warranted Voltec-specific defect
ELECTRIC DRIVE UNIT	8 years/100,000 miles
POWERTRAIN LIMITED WARRANTY	5 years/100,000 miles

Whichever comes first. See dealer for limited warranty details.

GM ENVIRONMENTAL EFFORTS

GM's vision is to design, build and sell the world's best vehicles. We're committed to doing that by exceeding our customers' expectations and with the environment in mind.

BEFORE THE ROAD

- GM reuses and recycles more waste from its manufacturing facilities than any other automaker. GM has 105 landfill-free facilities worldwide that reuse, recycle, or convert to energy all waste from daily operations. All of GM's worldwide manufacturing facilities combined – including landfill-free plants and all others – recycle or reuse more than 90 percent of their waste.
- GM recycled or reused more than 2.5 million metric tons of waste materials at our plants worldwide in 2011 – enough to fill 6.8 million extended-cab pickup trucks that, placed end-to-end, would stretch around the world.
- The U.S. Environmental Protection Agency (EPA) named GM a 2013 ENERGY STAR® Partner of the Year for Sustained Excellence – its highest level of recognition for corporate energy management.
- GM has 54 facilities around the world that voluntarily met the EPA ENERGY STAR® Challenge for Industry to cut energy intensity by 10 percent within five years – more than any company. Its average reduction was 26 percent within three years.
- GM is also committed to renewable energy sources. In the U.S., the Solar Energy Industries Association named us the No. 1 user of solar power among automakers. GM hosts two of largest rooftop solar arrays in the world and is one of the largest industrial users of landfill gas in the U.S.

ON THE ROAD

- GM is committed to providing a quality lineup of vehicles with fuel economy and efficiency. It is the first American automaker to sell more than one million vehicles in a single year that get an EPA-estimated 30 mpg or better on the highway.
- In the U.S., GM reduced the CO₂ emissions of its fleet by 14 percent between 2000 and 2012. GM is developing a broad range of propulsion technology to continue to meet the performance and fuel economy demands of our customers. It is also investing in advanced materials to reduce vehicle mass, and improving the efficiency of its gasoline engines using a suite of technologies.

AFTER THE ROAD

- GM's environmental efforts and the life cycle of its vehicles continue long after they've been on the road. GM vehicles are approximately 85% recyclable and 95% recoverable by weight.

At GM, we're committed to not only providing our customers with the best lineup of products, but giving them confidence that we share their values and consider environmental stewardship through all phases of designing, building and selling the world's best vehicles.



HOME OFFICE

GM Headquarters
100 Renaissance Center
Detroit, MI 48265
MC 482-A20-D76



Edward J Peper, Jr
U. S. Vice President, Fleet
and Commercial Sales
313-667-8805
ed.j.peper@gm.com



Jennifer Costabile
General Director – Marketing,
Sales Support and Used
Vehicle Activities
313-665-2552
jennifer.costabile@gm.com

Helene Economou
Administrative Assistant
313-667-9430
helene.l.economou@gm.com



Jeff Haag
Director – Fleet & Government Sales
313-665-1407
jeff.haag@gm.com



David Kanous
Director – Rental Sales &
Fleet Operations
313-667-2390
david.m.kanous@gm.com



Joyce Mattman
Director – Commercial
Product & Specialty Vehicles
313-300-5359
joyce.mattman@gm.com



Shawn Severs
Director – Finance
313-667-3146
shawn.severs@gm.com



Kristen M Koehl
Manager – Business Planning
313-665-0330
kristin.koehl@gm.com



Chris Leonard
Manager – Commercial
Sales Strategy
313-665-1557
christopher.leonard@gm.com

EASTERN REGION

General Motors Regional Office
39 Old Ridgebury Road, Suite 100
Danbury, CT 06810



Gary Perry
Regional Fleet & Commercial Director
AL, CT, DC, DE, FL, GA, KY, MA, MD, ME,
NC, NH, NJ, NY, PA, PR, RI, SC, TN, USVI
VA, VT, WV
203-790-3832
gary.perry@gm.com



Steve English
Fleet Account Executive – Sales
NC, SC, VA, WVA
919-280-6136
steven.english@gm.com

Bernadette Ervin
Administrative Assistant
203-790-3732
bernadette.ervin@gm.com



John Freking
Fleet Account Executive – Sales
CT, Springfield, MA, Upstate NY, VT
404-210-0378
john.1.freking@gm.com



Ray Anrecio
Fleet Account Executive – Sales
FL, PR, USVI
954-659-0893
raymond.anrecio@gm.com



Mark Harris
Fleet Account Executive – Sales
North NJ, Northeast PA
203-470-3970
mark.w.harris@gm.com



Matt Benjamin
Fleet Account Executive – Sales
AL, KY, TN
615-426-7083
matthew.benjamin@gm.com



Julian Knox
Fleet Account Executive – Sales
GA
404-217-9786
julian.knox@gm.com



Elliott Eichenholz
Fleet Account Executive – Sales
MA, ME, NH, RI
508-944-4371
elliott.eichenholz@gm.com



Mark Leddy
Fleet Account Executive – Sales
NYC
732-280-0587
mark.leddy@gm.com

EASTERN REGION



Ron Teasley
Fleet Account Executive – Sales
Eastern VA, MD, Washington DC
301-461-2846
ron.teasley@gm.com



Robert Stipek
Fleet Account Executive – Service
Northeast – DC, DE, MD, Western NY, PA, VA
248-320-8615
robert.stipek@gm.com



Tim Thompson
Fleet Account Executive – Sales
South NJ, DE, Philadelphia
914-815-5599
timothy.thompson@gm.com



Paul Pejza
Zone Manager
AL, FL, GA, Southern IN, KY, NC, PR, SC, TN,
USVI, Southern VA, WV
678-240-9780
paul.j.pejza@gm.com



Sharon Bradley
Fleet Account Executive – Sales
PA Pittsburgh/West, NY-Upstate, West
412-558-1969
sharon.k.bradley@gm.com



Dar Alford
District Manager – Commercial
Northern AL, Southern IN, KY, TN, WV
513-262-6301
darwin.d.alford@gm.com



Kevin Frasz
Fleet Account Executive – Service
FL, Southern GA, NC, PR, SC, VI
704-651-9390
kevin.1.frasz@gm.com



Elliott Benson
District Manager – Commercial
Southern AL, GA, SC
313-319-1392
elliott.benson@gm.com



Jay Lewis
Fleet Account Executive – Service
Northeast – CT, MA, ME, NH, NJ, Eastern NY,
RI, VT
516-458-7994
jay.lewis@gm.com



Pat Dempsey
District Manager – Commercial
FL, PR, USVI
813-431-5739
patrick.e.dempsey@gm.com

EASTERN REGION



Rene St. Hilaire
District Manager – Commercial
NC, Southern VA
313-418-6496
rene.sthilaire@gm.com



Linda McClure
District Manager –Commercial
CT, VT, Eastern NY, Western MA
203-240-5641
linda.mcclure@gm.com



Kevin Brewer
Zone Manager
CT, DE, MA, ME, MD, NH, NJ, NY, PA, RI,
Northern VA, VT
845-825-6506
kevin.brewer@gm.com



Paul Racioppo
District Manager – Commercial
Metro New York City
914-255-4026
paul.racioppo@gm.com



Tim Lanivich
District Manager – Commercial
NY (Buffalo, Rochester and Syracuse)
and PA (Harrisburg, Pittsburgh
and Erie)
412-389-7470
timothy.lanivich@gm.com



Brad Rose
District Manager – Commercial
MA, ME, NH, RI
508-269-6152
brad.rose@gm.com

CENTRAL REGION

General Motors Regional office
387 Shuman Blvd.
Naperville, IL 60563



Susan Keenehan
Regional Fleet & Commercial Director
IA, IL, IN, MI, MN, ND, OH, SD, WI
630-961-6425
susan.keenehan@chevrolet.com



Mike Lambregtse
Fleet Account Executive – Sales
Northwest IN, MI, Northwest OH
248-481-3010
mike.lambregtse@gm.com

Robin Stricklin
Administrative Assistant
630-961-6367
robin.stricklin@gm.com



Eric Raich
Fleet Account Executive – Sales
North-Central Ohio
216-337-0219
eric.raich@gm.com



Brian Bedra
National Account Manager –
Large Volume Truck Accounts
313-665-2055
brian.bedra@gm.com



L.V. Turner
Fleet Account Executive – Sales
Eastern IA, Central and Southern IL, Central
and Southern IN, Cincinnati, OH
317-268-4880
lv.turner@gm.com



Michael Boldt
Fleet Account Executive – Sales
IA, MN, ND, SD, Northern WI
630-531-7373
michael.r.boldt@gm.com



Bob Briedis
Fleet Account Executive – Service
IN, MI, OH
313-268-2160
bob.briedis@gm.com



Doug Dittrich
Fleet Account Executive – Sales
Chicago, Northern IL, Central and Southern WI
312-515-2721
doug.dittrich@gm.com



Rich Moore
Fleet Account Executive – Service
IA, IL, MN, ND, SD, WI
630-551-0670
rich.moore@gm.com

CENTRAL REGION



Jim Puff
Zone Manager
IA, IL, IN, MI, MN, ND, OH, SD, WI
630-961-6868
jim.w.puff@gm.com



Mike Pekarscik
District Manager – Commercial
IL
630-204-2280
mike.r.pekarscik@gm.com



Rich Gunther
District Manager – Commercial
IA, WI, SD
414-559-3016
richard.gunther@gm.com



Renee Smith
District Manager – Commercial
IN, MI
586.859.9120
renee.smith@gm.com



Lee Kirby
District Manager – Commercial
MN, ND
215-284-3310
lee.kirby@gm.com



Mike Wilson
District Manager – Commercial
OH
330-704-8904
mike.1.wilson@gm.com

WESTERN REGION

General Motors Regional office
515 Marin Street
Thousand Oaks, CA 91360



Bill Palace
Regional Fleet & Commercial Director
AK, AR, AZ, CA, CO, HI, ID, KS, LA, MO
MS, NE, NM, NV, OK, OR, TX, UT, WA, WY
805-373-9654
william.w.palace@gm.com



Dwight Leski
Fleet Account Executive – Sales
CO, ID, MT, NM, NV, UT, WY
303-921-0698
dwight.leski@gm.com

Kim Mellon-Smith
Administrative Assistant
805-373-9635
kimberly.e.mellon-smith@gm.com



Kurt Moats
Fleet Account Executive – Sales
AK, OR, WA
248-709-2945
kurt.1.moats@gm.com



Scott Conway
Fleet Account Executive – Sales
OK, West TX
630-476-1243
scott.w.conway@gm.com



Clay Okabayashi
Fleet Account Executive – Sales
AZ, Los Angeles, Southern CA
951-600-5962
clay.1.okabayashi@gm.com



Ken Kelley
Fleet Account Executive – Sales
AR, LA, MS
713-253-8353
kenneth.l.kelley@gm.com



Jeff Tomlin
Fleet Account Executive – Sales
Northern CA, Northern NV, HI, San Diego
724-584-8258
jeffrey.n.tomlin@gm.com



David Koziol
Fleet Account Executive – Sales
KS, MO, NE
901-482-1165
david.m.koziol@gm.com



Dee J Walls
Fleet Account Executive – Sales
Houston, Southern TX
713-816-3445
dee.walls@gm.com

WESTERN REGION



Paul Wiest
Fleet Account Executive – Sales
Dallas, North Texas
503-504-0374
paul.wiest@gm.com



Mark Franczek
Zone Manager
AK, AZ, CA, CO, HI, ID, MT, NM, NV,
OR, UT, WA, WY
805-373-9625
mark.franczek@gm.com



Jerry Bartz
Fleet Account Executive – Service
AR, LA, MS, OK, Southern TX
228-396-1390
gerald.i.bartz@gm.com



Paul Ryan
District Manager – Commercial
Northern CA, Northern NV
925-324-1602
paul.ryan@gm.com



Scott Bruske
Fleet Account Executive – Service
AZ, Southern CA, CO, HI, NM
Southern NV
602-885-2229
scott.bruske@gm.com



Bob Shanklin
District Manager – Commercial
AK, ID, MT, OR, WA
503-758-7089
robert.shanklin@gm.com



Michael Hurrell
Fleet Account Executive – Service
KS, MO, NE, Eastern NM, OK,
Northern TX
214-604-9247
michael.hurrell@gm.com



Jack Smith
District Manager – Commercial
AZ, NM, Southern NV
602-228-2653
freddy.smith@gm.com



Mark Romans
Fleet Account Executive – Service
AK, Northern CA, ID, MT, Northern NV,
OR, UT, WA
916-517-2418
mark.romans@gm.com



Sue Smithson
District Manager – Commercial
CO, UT, WY
303-549-0460
susan.smithson@gm.com

WESTERN REGION



Dan Wong
District Manager – Commercial
Southern CA, HI
323-424-7911
dan.wong@gm.com



Ron Mealman
District Manager – Commercial
KS, MO, NE
913-961-7050
ronald.j.mealman@gm.com



Rob Paxton
Zone Manager
AR, KS, LA, MO, MS, NE, OK, TX
469-417-7045
robert.paxton@gm.com



Vivian Mullins
District Manager – Commercial
Eastern TX
313-570-1931
vivian.mullins@gm.com



Daniel Farr
District Manager – Commercial
AR, LA, MS
601-588-0556
daniel.1.farr@gm.com



Stephen Padilla
District Manager – Commercial
Southern TX
210-563-1229
stephen.x.padilla@gm.com



Phillip Mailey
District Manager – Commercial
OK, Western TX
913-515-4921
phillip.mailey@gm.com

GOVERNMENT



Brian Bowden
National Manager, Government
Sales/ State and Municipal
313-665-0123
brian.e.bowden@gm.com



Rick Maybury
Fleet Account Executive – Government
AR, LA, MS, OK, TX, KS, MO, NE,
Eastern NM
817-909-6457
rick.maybury@gm.com



Dana Hammer
Manager Law Enforcement
Product and Sales
313-667-1127
dana.g.hammer@gm.com



Jim Mellon
Fleet Account Executive – Government
AL, FL, GA, KY, NC, PR, SC, TN, USVI,
Southern VA, WV
407-375-4801
james.mellon@gm.com



Ron Dixon
Manager, Government Sales (GSA)
313-667-9938
ron.l.dixon@gm.com



Rich Patterson
Fleet Account Executive – Government
AZ, CA, NV, CO, HI, NM, AK, ID, MT, OR,
UT, WA
602-228-1286
rich.h.patterson@gm.com



Jay Ferraro
Fleet Account Executive – Government
East PA, NY, DE, NJ, NH, VT, ME, RI,
VA, DC, CT, MA
914-391-5493
jay.ferraro@gm.com



Andrew Reyntjes
Fleet Account Executive – Government
IA, IL, IN, MI, MN, ND, OH, SD, WI
313-300-0528
andrew.w.reyntjes@gm.com

POLICE



Bill Hajduk
Sales Support Manager
Police Vehicle Specialist
AR, KS, LA, MS, MO, NE, OK, TX
214-616-8166
bill.hajduk@gm.com



Dan Centinello
Sales Support Manager
Police Vehicle Specialist
CT, DC, DE, MA, MD, ME, NH, NJ, NY, PA,
RI, VA, VT
716-553-3296
daniel.centinello@gm.com



Todd Little
Sales Support Manager
Police Vehicle Specialist
IA, IL, IN, MI, MN, ND, OH, SD, WI
810-441-2781
todd.little@gm.com

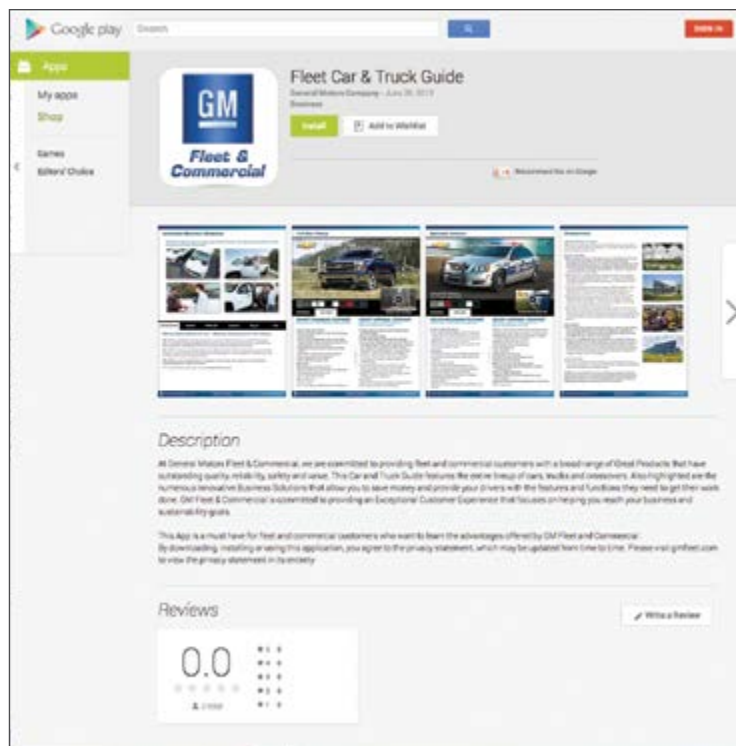


Sergio Gonzalez
Sales Support Manager
Police Vehicle Specialist
AK, AZ, CA, CO, HI, ID, MT, NM, NV, OR,
UT, WA, WY
323-313-7139



Billy Regar
Sales Support Manager
Police Vehicle Specialist
AL, FL, GA, KY, NC, PR, SC, TN,
USVI, Southern VA, WV
386-295-5637
billy.regarsr@gm.com

The entire Car & Truck guide is now available in a convenient, easy to use App for Apple iPad and Android tablets. In the App Store or Google Play, simply search for "GM Fleet". This App is a must have for fleet and commercial customers who want to learn the advantages offered by GM Fleet and Commercial.





WHAT'S NEW FOR 2014

- Automatic Headlamp Control
- New Interior Trim Kits
- Fog Lamp Kit
- Continuously Variable Transmission (CVT)

SELECT STANDARD FEATURES

Features based on LS Manual unless otherwise noted.

SAFETY AND SECURITY

- Ten standard air bags* including driver, front passenger, front and rear side impact, head curtain for outboard passengers and front knee air bags*
- Driver and front-passenger safety belt pretensioners
- OnStar® 6-month Directions & Connections Plan¹ with Turn-by-Turn Navigation
- LATCH system for child safety seats
- Daytime Running Lamps
- Tire Pressure Monitoring System
- StabiliTrak® stability enhancement system with Brake Assist

INTERIOR

- Front bucket seats
- Rear 60/40-split, flip-and-fold seat
- Air conditioning with cabin air filter
- AM/FM stereo with auxiliary jack
- Center stack with storage bin with auxiliary power outlet, 4 cup holders (2 front, 2 rear)
- Tilt-wheel steering column
- Power windows
- Driver Information Center with trip computer

MECHANICAL

- ECOTEC 1.2L DOHC 4-Cylinder MFI engine
- 5-speed manual transmission
- Hill Start Assist
- 4-wheel antilock, front disc/rear drum brakes
- Battery rundown protection
- Front independent McPherson suspension
- Traction Control
- Power electric steering



EFFICIENT FEATURES

- › Standard 4-cylinder engine
- › Standard 5-speed manual transmission



EXTERIOR

- 15" P185/55R15 all-season tires
- 15" painted aluminum wheels
- Tire inflation kit
- Halogen headlamps
- Solar absorbing glass
- Rear spoiler
- Dual outside folding mirrors
- Front intermittent, variable wiper
- Rear wiper with washer


SELECT OPTIONAL FEATURES

Options are available on certain models only. See your Ordering Guide for details.

- Chevrolet MyLink¹⁸ radio, AM/FM stereo with seek-and-scan and digital clock, includes Bluetooth[®] streaming audio for music and select phones¹¹; voice recognition for compatible phone; Pandora[®] Internet Radio¹⁴, TuneIn radio and Siri Eyes Free voice recognition smartphone compatible¹⁴; all functions controlled through 7" diagonal color touch-screen; deletes card slot on center console, no CD player included
- SiriusXM[®] Radio² with 3-month trial
- USB port¹²
- 6-speaker audio system
- Electronic cruise control
- Power programmable door locks
- Remote Keyless Entry
- Steering wheel mounted audio and phone interface controls
- Leatherette seat trim
- Fog lamps
- Outside heated power-adjustable mirrors
- 15" machined-face aluminum wheels
- Silver-painted roof rails
- Heated front seats

* Always use safety belts and the correct child restraint for your child's age and size, even in vehicles equipped with air bags. Even in vehicles equipped with Passenger Sensing System, children are safer when properly secured in a rear seat in an appropriate infant, child or booster seat. Never place a rear-facing infant restraint in the front seat of any vehicle equipped with an active frontal air bag. See your vehicle Owner Manual and child safety seat instructions for more information.

AVAILABLE EXTERIOR COLORS¹⁰

-  G6B Grape Ice (new - Late Availability)
-  GAR Black Granite Metallic⁷
-  GQL Techno Pink (Limited Availability)
-  G6E Salsa (new - Late Availability)
-  GAZ Summit White
-  GUC Denim
-  G6F Fresh Lime (new - Late Availability)
-  GJT Jalapeno (Limited Availability)
-  GUD Lemonade
-  GAN Silver Ice Metallic

MODEL AVAILABILITY

	Sedan
Spark LS	1CM48
Spark 1LT	1CN48
Spark 2LT	1C048

SPECIFICATIONS

(inches unless otherwise stated)	Sedan
Wheelbase	93.5
Length	144.7
Width	62.9
Height	61.0
Seating f/r (max.) ¹⁹	2/2
Headroom f/r	39.4/37.3
Shoulder f/r	50.7/49.7
Leg f/r	42.0/35.2
Max. cargo vol. ³ (cubic feet)	31.2
Fuel capacity (gallons)	9.2



SELECT STANDARD FEATURES

Features based on LS model unless otherwise noted.

SAFETY AND SECURITY

- Ten standard air bags* including front, front and rear side-impact, head curtain side-impact and front knee
- OnStar® 6-month Directions & Connections Plan¹ with Turn-by-Turn Navigation (fleet delete available)
- Daytime Running Lamps and automatic headlamps
- Tire Pressure Monitoring System**
- StabiliTrak® stability enhancement system with Traction Control
- Power rear door child security locks

INTERIOR

- Front bucket seats with recline and height-adjustable headrests
- Center console
- Split-folding rear seatbacks
- Air conditioning
- Driver Information Center with trip odometer, fuel range, average fuel economy, average vehicle speed
- Remote Keyless Entry
- Tilt/telescoping steering column
- Power door locks
- AM/FM stereo with 4 speakers and auxiliary input jack
- Bluetooth® for phone¹¹

MECHANICAL

- Front-wheel drive
- ECOTEC 1.8L Variable Valve Timing DOHC 4-cylinder sequential MFI engine (138 hp)
- 5-speed manual transmission
- Power front disc/rear drum antilock brakes
- Touring suspension with StabiliTrak® stability control system and Traction Control
- Electric power steering



EFFICIENT FEATURES

- > Standard 4-cylinder engine
- > Standard 5-speed manual transmission
- > Available 4-cylinder turbocharged engine
- > Available 6-speed automatic transmission

EXTERIOR

- 15-inch steel wheels with bolt-on wheel covers
- P195/65R15 tires
- Hidden rear door handles (Hatchback)
- Roof spoiler (Hatchback)

SELECT OPTIONAL FEATURES

Options are available on certain models only. See your Ordering Guide for details.

- Audio: SiriusXM® Radio² with 3-month trial, USB port¹²
- Premium 6-speaker audio system
- Chevrolet MyLink¹⁸, AM/FM stereo with seek-and-scan and digital clock, includes Bluetooth® streaming audio for music and select phones¹¹; voice recognition for phone; Pandora® smartphone compatible¹⁴; all functions controlled through 7" diagonal Color Touch screen
- Seats: leatherette seating surfaces, heated
- Leather-wrapped steering wheel with audio controls
- Power windows with driver express-up and express-down
- Cruise control
- Remote Vehicle Starter System
- ECOTEC 1.4L Turbocharged I-4 VVT DOHC engine with 138 hp and 148 lb.-ft. of torque
- 6-speed automatic transmission
- 16- or 17-inch aluminum wheels
- Power outside heated rearview mirrors
- Sunroof
- Fog lamps
- Advanced Safety Package with Forward Collision Alert and Lane Departure Warning
- Rear Vision Camera

* Always use safety belts and the correct child restraint for your child's age and size, even in vehicles equipped with air bags. Even in vehicles equipped with Passenger Sensing System, children are safer when properly secured in a rear seat in an appropriate infant, child or booster seat. Never place a rear-facing infant restraint in the front seat of any vehicle equipped with an active frontal air bag. See your vehicle Owner Manual and child safety seat instructions for more information.

** Tire Pressure Monitoring System does not apply to spare tire.

AVAILABLE EXTERIOR COLORS¹⁰

- | | | |
|--|---|--|
| G7C Red Hot (new - Limited availability) | GLJ Ashen Gray Metallic (new) | GBE Crystal Red Tintcoat ⁷ |
| G7F Deep Magenta Metallic (new - Limited availability) | GAN Silver Ice Metallic | GBN White Diamond Tricoat ⁷ |
| G7X Cool Blue (new - Limited availability) | GAR Black Granite Metallic ⁷ | GTS Blue Topaz Metallic |
| GHS Synergy Green Metallic ⁷ (new) | GAZ Summit White | GVU Mocha Bronze Metallic |

MODEL AVAILABILITY

	Sedan	Hatchback
Sonic LS	1JU69	1JU48
Sonic LT	1JV69	1JV48
Sonic LTZ	1JW69	1JW48
Sonic RS		1JY48

SPECIFICATIONS

(inches unless otherwise stated)	Sedan	Hatchback
Wheelbase	99.4	99.4
Length	173.1	159.0
Width	68.3	68.3
Height	59.7	59.7
Seating f/r (max.) ¹⁹	2/3	2/3
Head room f/r	38.7/37.8	38.7/38.1
Shoulder room f/r	53.4/53.0	53.4/53.0
Leg room f/r	41.8/34.6	41.8/34.6
Max. trunk vol. ³ (cubic feet)	14.9	47.7
Approx. fuel capacity (gallons)	12.2	12.2



Shown with optional equipment

WHAT'S NEW FOR 2014

Fleet 1FL Model Highlights:

- Standard front and rear floor mats
- Standard Cruise Control
- Available Option – Engine Oil Pan Heater
- Standard automatic transmission

Diesel 1SL Model Highlights:

- 2.0L Turbo Diesel DOHC
- 6-speed automatic transmission
- Aero Performance Package

SELECT STANDARD FEATURES

Features based on LT model unless otherwise noted.

SAFETY AND SECURITY

- Ten standard air bags* including driver, front passenger, front and rear side impact, head curtain for outboard passengers and front knee air bags*
- OnStar® 6-month Directions & Connections Plan¹ with Turn-by-Turn Navigation (fleet delete is available on LS models only. Onstar® is N/A on 1FL models)
- Daytime Running Lamps and automatic headlamps
- Tire Pressure Monitoring System**
- StabiliTrak® stability enhancement system with Traction Control
- Power rear door child security locks

INTERIOR

- Front bucket seats with integrated center stack design
- Center console with sliding armrest and dual cup holders
- 60/40 split-folding rear seatbacks with fold-down center armrest
- Air conditioning with air filter
- 3-gauge instrument cluster with Driver Information Center
- Remote Keyless Entry
- Power door locks
- Power windows with express-down on all windows and driver's window express up
- AM/FM stereo with 6 speakers, CD player with MP3 playback, USB¹², Bluetooth® for phone¹¹, steering wheel audio controls and auxiliary input jack
- SiriusXM® Radio² with 3-month trial (fleet delete available on LS and 1LT when equipped with UYE radio)
- 2 auxiliary power outlets
- Tilt and telescoping steering column with 3-spoke steering wheel
- 1LT/ECO Interior Appearance, includes LS Interior Appearance content (Premium cloth seating, silver-painted center stack and instrument panel cluster accent rings, and open instrument panel storage bin) plus auxiliary glove box in center dash, leather-wrapped steering wheel with Polar Silver accent and leather-wrapped shift knob





EFFICIENT FEATURES

- Available Cruze ECO Model
- Available Diesel Model
- Standard 4-cylinder engine
- Standard 6-speed transmission(s)
- Available 4-cylinder turbocharged engine
- Available 2.0L turbocharged diesel engine

MECHANICAL

- Front-wheel drive
- 1.4L ECOTEC Turbo I-4 engine with 138 hp
- 6-speed automatic transmission (1SD/1FL)
- 6-speed manual transmission (1SC)
- Power front disc/rear drum antilock brakes (4 wheel disc brakes standard on 2LT and LTZ)
- Front independent MacPherson suspension
- Electric power rack-and-pinion steering

EXTERIOR

- 16" alloy wheels; 16" steel wheels (LS); 17" polished alloy (ECO); 17" flangeless alloy (2LT); 18" silver-painted alloy (LTZ)
- P215/50R16 low-rolling resistance tires
- Front intermittent variable wipers
- LT Exterior Appearance, includes LS Exterior Appearance content (Black outside mirrors, silver-painted wheel covers, body-color door handles, chrome deck lid applique and black grille with chrome surround) plus body-color outside mirrors, chrome belt moldings and 16" (40.6 cm) machined-face alloy wheels

SELECT OPTIONAL FEATURES

Options are available on certain models only. See your Ordering Guide for details.

- Pioneer® Premium 9-speaker system with amplifier, 250 watts
- Rear Vision Camera
- Color Touch AM/FM stereo with USB¹², CD, MP3 and 7" diagonal screen
- Audio system with navigation⁸ RDS
- Chevrolet MyLink¹⁸, includes Bluetooth® streaming audio for music and select phones¹¹
- Enhanced Safety Package, includes Rear Park Assist, Rear Cross-Traffic Alert and Side Blind Zone Alert¹⁷
- Driver 6-way power seat adjuster
- Remote Vehicle Starter System (requires automatic transmission)
- Sunroof

AVAILABLE EXTERIOR COLORS¹⁰



* Always use safety belts and the correct child restraint for your child's age and size, even in vehicles equipped with air bags. Even in vehicles equipped with Passenger Sensing System, children are safer when properly secured in a rear seat in an appropriate infant, child or booster seat. Never place a rear-facing infant restraint in the front seat of any vehicle equipped with an active frontal air bag. See your vehicle Owner Manual and child safety seat instructions for more information.

** Tire Pressure Monitoring System does not apply to spare tire.

MODEL AVAILABILITY

	Sedan
Cruze LS	1PL69
Cruze 1LT (includes LT Fleet 1FL)	1PX69
Cruze 2LT	1PZ69
Cruze LTZ	1PW69
Cruze ECO	1PB69
Cruze Diesel 1SL	1PY69

SPECIFICATIONS

(inches unless otherwise stated)	Sedan
Wheelbase	105.7
Length	181.0
Width	70.7
Height	58.1
Seating f/r (max.) ¹⁹	2/3
Head room f/r	39.3/37.9
Shoulder room f/r	54.8/53.9
Leg room f/r	42.3/35.4
Max. trunk vol. ³ (cubic feet)	15.4
Approx. fuel capacity (gallons)	15.6



WHAT'S NEW FOR 2014

- Universal Home Remote garage door opener, 3-channel programmable



SELECT STANDARD FEATURES

Features based on 1SD unless otherwise noted.

SAFETY AND SECURITY

- Frontal and knee air bags* for driver and front passenger, side-impact seat-mounted and roof rail for front and rear outboard seating positions, includes Passenger Sensing System*
- Rear child security locks
- LATCH (Lower Anchors and Top tethers for CHildren) system
- OnStar® 6-month Directions & Connections¹ with Turn-by-Turn Navigation
- Theft-deterrent system content theft alarm
- Daytime Running Lamps
- Tire Pressure Monitoring System**
- StabiliTrak® stability enhancement system with Traction Control

INTERIOR

- Quiet interior
- Front bucket seats with 8-way manual driver and front passenger seat adjustment
- Leatherette seat trim
- 60/40 rear split-folding seat
- Floor console with sliding and locking armrest
- Dual-zone automatic climate control
- Cruise control
- E-Z Key Passive Entry System with keyless start and automatic door lock/unlock
- Tilt/telescoping adjustable steering column
- Leather-wrapped steering wheel with audio and cruise controls
- Ice-blue ambient lighting
- Power door locks
- AM/FM/SiriusXM® Radio² with 3-month trial, MP3 CD player, USB and AUX port¹², with 7" color LED touch screen display, MP3/WMA playback, iPod support and upgradeable software
- Bluetooth® for phone¹¹ and music
- Driver Information Center
- Front and rear 12-volt auxiliary power outlets
- Rear Vision Camera



EFFICIENT FEATURES

- ▶ Standard 4-cylinder engine
- ▶ E85 FlexFuel[®] capability
- ▶ Available 4-cylinder turbocharged engine

MECHANICAL

- ECOTEC 2.4L DOHC 4-Cylinder SIDI, VVT and E85 FlexFuel[®] capability engine (1SD, 1SG, 1SL)
- ECOTEC 2.0L DOHC 4-cylinder SIDI, VVT, intercooled turbo engine (1ST)
- 6-speed automatic transmission with Driver Shift Control
- Power 4-wheel disc antilock brakes with Brake Assist
- Front independent MacPherson strut and rear Z-link suspension
- Electric rack mounted power steering

EXTERIOR

- Power outside rearview mirrors
- Halogen headlamps with blue translucent projector-beam headlamps
- Fog lamps
- P235/45R16 all-season tires
- 18" machine faced alloy wheels with polished face and sterling silver finished pockets
- Rear Parking Assist (1SG, 1SL, 1ST)
- Front intermittent windshield wipers
- Rear vision camera

SELECT OPTIONAL FEATURES

Options are available on certain models only. See your Ordering Guide for details.

- AM/FM/SiriusXM[®] Radio² with 3-month trial, single CD/DVD player and MP3 player with navigation⁸, IntelliLink¹³ with 7" diagonal touch screen display, GPS navigation⁹ system, USB port¹², Radio Data System and auxiliary input jack, includes phone book access, voice recognition for audio, phone, phonebook and music selection
- Bose[®] premium 9-speaker system
- Heated steering wheel
- Push-button start
- Power sunroof
- Side Blind Zone Alert¹⁷
- Rear Cross Traffic Alert
- 18" forged alloy wheels
- 6-speed manual transmission (1ST)
- Engine block heater

- Driver and front passenger heated seats with 3 warmth settings
- Forward Collision Alert
- Lane Departure Warning

AVAILABLE EXTERIOR COLORS¹⁰

GLJ Smoky Gray Metallic [new]	GAZ Summit White	GTS Luxo Blue Metallic
GAN Quicksilver Metallic	GBE Crystal Red Tintcoat ⁷	GVU Mocha Bronze Metallic
GAR Carbon Black Metallic ⁷	GBN White Diamond Tricoat ⁷	

** Always use safety belts and the correct child restraint for your child's age and size, even in vehicles equipped with air bags. Even in vehicles equipped with Passenger Sensing System, children are safer when properly secured in a rear seat in an appropriate infant, child or booster seat. Never place a rear-facing infant restraint in the front seat of any vehicle equipped with an active frontal air bag. See your vehicle Owner Manual and child safety seat instructions for more information.*

*** Tire Pressure Monitoring System does not apply to spare tire.*

MODEL AVAILABILITY

	Sedan
Verano 1SD and Verano Convenience Group	4PG69
Verano Leather Group and Verano Premium Group	4PH69

SPECIFICATIONS

(inches unless otherwise stated)	Sedan
Wheelbase	105.7
Length	183.9
Width	71.4
Height	58.4
Seating f/r (max.) ¹⁹	2/3
Headroom f/r	38.3/37.8
Shoulder f/r	55.0/52.8
Leg f/r	42.0/36.9
Max. cargo vol. ³ (cubic feet)	14.3
Fuel capacity (gallons)	15.6



WHAT'S NEW FOR 2014

- New front end appearance
- New ECOTEC 2.5L DOHC 4-cylinder DI engine with Variable Valve Timing and intake Variable Valve Lift
- Fuel-saving start-stop technology
- New console and front center armrest design with addition of 2 phone storage areas
- Roomier rear seat with more knee room
- Side Blind Zone Alert/Rear Cross Traffic Alert



2013 Model Year shown

SELECT STANDARD FEATURES

Features based on 1FL model unless otherwise noted.

SAFETY AND SECURITY

- 10 total air bags* including frontal and knee air bags for driver and front passenger, side-impact seat-mounted and roof rail air bags* for front and rear outboard seating positions, includes Passenger Sensing System*
- LATCH (Lower Anchors and Top tethers for CHildren) system
- Power rear door child security locks
- Daytime Running Lamps
- Tire Pressure Monitoring System**
- StabiliTrak® stability enhancement system

INTERIOR

- Front bucket seats
- Single-zone electronic air conditioning with humidity control
- AM/FM stereo with CD player and MP3 playback
- Bluetooth® for phone¹¹
- Tilt and telescoping steering column
- Steering wheel mounted audio controls
- Cruise control
- Front and rear floor mats
- Power windows with Express-Down on all
- Driver Information Center
- 2 auxiliary power outlets
- Remote Keyless Entry
- Rear center armrest with storage

MECHANICAL

- ECOTEC® 2.5L 4-cylinder DI engine with Variable Valve Timing and intake Variable Valve Lift and auto stop/start
- 6-speed electronically-controlled automatic transmission with overdrive
- 4-wheel disc antilock brake system
- Independent front and rear suspension
- Power electric rack-mounted steering



EXTERIOR

- Acoustic, laminated, solar absorbing glass
- Projector beam, halogen headlamps
- Outside power-adjustable mirrors
- P215/60R16 all season tires
- 16" aluminum wheels
- Front intermittent wipers

SELECT OPTIONAL FEATURES

Options are available on certain models only. See your Ordering Guide for details.

- Audio system with navigation⁸, 7" diagonal color touch-screen display, USB port¹²
- Chevrolet MyLink¹⁸, includes Bluetooth[®] streaming audio for music and select phones¹¹
- OnStar[®] 6-month Directions & Connections Plan¹ with Turn-by-Turn Navigation (fleet delete available 1LT)
- Rear Back-Up Camera
- Rear Park Assist
- Remote vehicle starter system
- 8-way power seat adjuster
- Power sunroof
- Universal home remote
- Leather-appointed seats
- 17", 18" and 19" wheels
- 2.0L turbo DOHC 4-cylinder SIDI engine with Variable Valve Timing and 259 hp

* Always use safety belts and the correct child restraint for your child's age and size, even in vehicles equipped with air bags. Even in vehicles equipped with Passenger Sensing System, children are safer when properly secured in a rear seat in an appropriate infant, child or booster seat. Never place a rear-facing infant restraint in the front seat of any vehicle equipped with an active frontal air bag. See your vehicle Owner Manual and child safety seat instructions for more information.

** Tire Pressure Monitoring System does not apply to spare tire.

AVAILABLE EXTERIOR COLORS¹⁰



EFFICIENT FEATURES

- > Fuel-saving start-stop technology
- > Standard electric power steering assist
- > Standard 6-speed automatic transmission

MODEL AVAILABILITY

	Sedan
Malibu LS	1GB69
Malibu LT	1GC69
Malibu LTZ	1GD69

SPECIFICATIONS

(inches unless otherwise stated)	Sedan
Wheelbase	107.8
Length	191.3
Width	73.0
Height	57.6
Seating ¹⁹	2/3
Head room f/r	39.0/37.5
Leg room f/r	42.1/36.8
Shoulder room f/r	57.5/57.1
Max. cargo vol. ³ (cubic feet)	16.3
Approx. fuel capacity (gallons)	15.8



AVAILABLE EXTERIOR COLORS¹⁰

- | | | |
|---|---|--|
|  G7P
Copper Red
Metallic (new) |  GBE
Crystal Red
Tintcoat ⁷ |  GLK
Black Diamond
Tricoat ⁷ |
|  GAN
Quicksilver
Metallic |  GBN
White Diamond
Tricoat ⁷ |  GWT
Champagne
Silver Metallic |
|  GAZ
Summit White |  GLJ
Smoky Gray
Metallic |  GXH
Graphite Blue
Metallic |
|  GBA
Black Onyx | | |



Regal GS shown with optional equipment

SELECT STANDARD FEATURES

Features based on 1SL unless otherwise noted

SAFETY AND SECURITY

- Dual-stage frontal and side-impact, driver and right-front passenger and head curtain side-impact, front and rear outboard seating positions air bags*
- Passenger Sensing System, sensor indicator inflatable restraint, front passenger/child presence air bag detector*
- 3-point safety belts, all positions
- Rear child security locks
- LATCH (Lower Anchors and Top tethers for CHildren) system
- OnStar® 6-month Directions & Connections Plan¹ with Turn-by-Turn Navigation
- Theft-deterrent system content theft alarm
- Content theft alarm
- Daytime Running Lamps
- Tire Pressure Monitoring System**
- StabiliTrak® stability enhancement system with full-function Traction Control

INTERIOR

- Heated front bucket seats with 8-way power driver and front passenger seat and 4-way driver seat power lumbar support
- Leather-appointed seat trim
- Rear split-folding seat
- 4.2-inch multi-color Driver Instrument Display
- Floor console
- Dual-zone automatic climate control and air filtration system
- Cruise control
- E-Z Key Passive Entry System with keyless start and automatic door lock/unlock
- Rear vision camera
- Tilt/telescoping adjustable steering column
- Leather-wrapped steering wheel
- Programmable power door locks
- Buick IntelliLink¹³ Radio, AM/FM stereo and CD player, includes USB port¹² and Bluetooth® streaming for audio and select phones¹¹; 8-inch diagonal color display; SiriusXM® Radio² with 3-month trial



MECHANICAL

- Front-wheel drive
- 2.0L turbo DOHC 4-cylinder SIDI with Variable Valve Timing (VVT)
- 6-speed automatic transmission
- Power 4-wheel disc antilock brakes
- 4-wheel independent suspension
- Electric power steering

EXTERIOR

- Power, heated outside rearview mirrors
- Front intermittent windshield wipers
- Halogen composite headlamps with flash-to-pass feature automatic on and off, automatic delay and warning buzzer
- Fog lamps
- Rear spoiler
- P235/50R18 V-rated all season tires
- 18" alloy wheel

SELECT OPTIONAL FEATURES

Options are available on certain models only. See your Ordering Guide for details.

- ECOTEC 2.4L DOHC 4-cylinder DI (Direct Injection), 4-cylinder with eAssist technology
- Rear seat-mounted thorax air bags*
- Buick IntelliLink¹³ Radio with Navigation⁸, AM/FM stereo and CD player, includes USB port¹² and Bluetooth[®] streaming for audio and select phones¹¹; Bose[®] premium speaker system
- Universal Home Remote
- Remote Vehicle Starter System
- Tire Inflator Kit
- Power sunroof (all models)
- Ultrasonic Rear Parking Assist
- Forward Collision Alert
- Lane Departure Warning
- Rear Cross-Traffic Alert
- Side Blind Zone Alert¹⁷ with Lane Change Alert
- eAssist Technology
- 6-speed manual transmission
- Bi-Xenon HID headlamps
- 17", 18", 19" and 20" wheels***

* Always use safety belts and the correct child restraint for your child's age and size, even in vehicles equipped with air bags. Even in vehicles equipped with Passenger Sensing System, children are safer when properly secured in a rear seat in an appropriate infant, child or booster seat. Never place a rear-facing infant restraint in the front seat of any vehicle equipped with an active frontal air bag. See your vehicle Owner Manual and child safety seat instructions for more information.

** Tire Pressure Monitoring System does not apply to spare tire.

*** Use only GM-approved wheel/tire combinations. See your GM dealer for more details.

EFFICIENT FEATURES

- ▶ eAssist Technology
- ▶ Standard 4-cylinder engine with SIDI
- ▶ Standard 6-speed automatic transmission
- ▶ Standard E85 FlexFuel[®] capability

MODEL AVAILABILITY

	Sedan
Sedan Turbo FWD	4GP69
Sedan Turbo AWD	4GC69
Sedan Turbo/e-Assist FWD Premium 1	4GR69
Sedan Turbo/e-Assist AWD Premium 1	4GD69
Sedan Turbo FWD Premium 2	4GS69
Sedan Turbo AWD Premium 2	4GE69
Sedan GS FWD	4GJ69
Sedan GS AWD	4GE69

SPECIFICATIONS

(inches unless otherwise stated)	Sedan
Wheelbase	107.8
Length	190.2
Width	73.1
Height	58.4
Seating f/r (max.) ¹⁹	2/3
Head room f/r	38.8/36.8
Shoulder room f/r	56.7/54.4
Leg room f/r	42.1/37.3
Max. trunk vol. ³ (cubic feet)	14.2
Approx. fuel capacity (gallons)	18
	15.8 eAssist



SELECT STANDARD FEATURES

Features based on LS model unless otherwise noted.

SAFETY AND SECURITY

- 10 total airbags, frontal and knee for driver and front passenger, side-impact seat-mounted and roof rail for front and rear outboard seating positions; includes Passenger Sensing System*
- 3-point safety belts, all positions (except front center)
- LATCH (Lower Anchors and Top tethers for CHildren) system
- Electric rear door child security locks
- Theft-deterrent system
- Daytime Running Lamps and automatic lamp control
- OnStar® with 6 months Directions and Connections plan¹

INTERIOR

- Front bucket seats
- 8-way power driver seat with 4-way power lumbar
- Manual climate control with air filtration
- Cruise control
- Programmable power door locks
- Driver Information Center, color display, includes trip/fuel information, vehicle information and vehicle messages
- Remote Keyless Entry
- Manual tilt and telescopic steering column
- Illuminated vanity mirrors
- Power windows with driver Express-Down
- AM/FM/HD Radio™/SiriusXM® Radio² with 3-month trial, CD player and auxiliary input jack; 4.2" diagonal color infotainment display; 6 speakers; USB port¹² in center console
- Steering wheel mounted audio controls
- Bluetooth® for phone¹¹



- EFFICIENT FEATURES**
- ▶ Standard E85 FlexFuel⁹ capability
 - ▶ Standard Spark Ignition Direct Injection
 - ▶ Standard Variable Valve Timing
 - ▶ Standard 6-speed automatic transmission

LT Premium Seating Package shown

MECHANICAL

- Front-wheel drive
- ECOTEC 2.5L DOHC 4-cylinder DI with Variable Valve Timing (VVT) and intake Variable Valve Lift (iVVL)
- Electronically controlled 6-speed automatic transmission
- Oil Life Monitoring System
- Power 4-wheel disc antilock brake system
- 4-wheel independent suspension
- Power variable ratio rack-and-pinion steering
- Battery rundown protection and retained accessory power
- 150 amp Alternator

EXTERIOR

- Halogen headlamps
- Power-adjustable outside mirrors
- P235/50R18 all-season tires
- 18" fascia spoke wheels
- Intermittent front windshield wipers

SELECT OPTIONAL FEATURES

Options are available on certain models only. See your Ordering Guide for details.

- 3.6L DOHC V6 DI with Variable Valve Timing (VVT), includes E85 FlexFuel⁹ (gas ethanol) capability
- Advanced safety package with forward collision alert, lane departure warning, side blind zone alert, rear cross traffic alert
- OnStar[®] 6-month Directions & Connections Plan¹ with Turn-by-Turn Navigation
- Chevrolet MyLink¹⁸ Radio, AM/FM stereo with CD player; motorized 8" diagonal color touch-screen infotainment display, SD card receptacle; 3 USB ports¹²; Navigation⁸
- Heated and ventilated driver and front passenger seat
- Power panorama sunroof and shade
- 18" painted alloy, and 19" and 20" aluminum wheels
- Universal Home Remote
- Remote start
- Power Tilt Telescope Steering Column

AVAILABLE EXTERIOR COLORS¹⁰

- | | | | | | |
|--|--|--|--|--|-------------------------------------|
| | G7P
Red Rock
Metallic (new -
Late availability) | | GBE
Crystal Red
Tintcoat ⁷ | | GWS
Silver Topaz
Metallic |
| | GAN
Silver Ice
Metallic | | GBN
White Diamond
Tricoat ⁷ | | GWT
Champagne
Silver Metallic |
| | GAZ
Summit White | | GLJ
Ashen Gray
Metallic | | GXH
Blue Ray Metallic |
| | GBA
Black | | GTS
Blue Topaz
Metallic | | |

* Always use safety belts and the correct child restraint for your child's age and size, even in vehicles equipped with air bags. Even in vehicles equipped with Passenger Sensing System, children are safer when properly secured in a rear seat in an appropriate infant, child or booster seat. Never place a rear-facing infant restraint in the front seat of any vehicle equipped with an active frontal air bag. See your vehicle Owner Manual and child safety seat instructions for more information.

MODEL AVAILABILITY

	Sedan
Impala LS	1GX69
Impala LT	1GY69
Impala LTZ	1GZ69

SPECIFICATIONS

(inches unless otherwise stated)	Sedan
Wheelbase	111.7
Length	201.3
Width	73.0
Height	58.9
Seating f/r (max.) ¹⁹	2/3
Head room f/r	39.9/37.4
Shoulder room f/r	57.9/56.9
Leg room f/r	45.8/39.8
Max. cargo vol. ³ (cubic feet)	18.8
Approx. fuel capacity (gallons)	18.5



WHAT'S NEW FOR 2014

- Standard OnStar® with 6 months Directions and Connections¹
- Standard Bluetooth® for phone¹¹
- Standard leather-wrapped steering wheel
- Standard steering-wheel mounted audio controls
- OnStar® delete available on 1FL and 2FL except for FDR order types (also deletes Bluetooth®¹¹ feature)
- Standard AM/FM radio with Radio Data System and single slot CD player, MP3 input and auxiliary jack



SELECT STANDARD FEATURES

Features based on LS model unless otherwise noted.

SAFETY AND SECURITY

- Dual-stage frontal, and thorax side-impact, driver and front passenger, and head curtain side-impact, front and rear outboard seating positions air bags* with Passenger Sensing System*
- 3-point safety belts, all positions (except front center)
- LATCH (Lower Anchors and Top tethers for CHildren) system
- Rear door child security locks
- PASS-Key III+ theft-deterrent system
- Daytime Running Lamps and automatic lamp control
- StabiliTrak® stability enhancement system with Traction Control
- Tire Pressure Monitoring System**
- OnStar® with 6 months Directions and Connections plan¹

INTERIOR

- Front bucket seats
- 6-way power driver seat with ratcheting lumbar control
- Manual climate control with air filtration
- Cruise control
- Programmable power door locks
- Full instrumentation including Driver Information Center
- Remote Keyless Entry
- Tilt adjustable steering column with leather-wrapped steering wheel
- Visor vanity mirrors
- Power windows with driver Express-Down
- AM/FM stereo with CD and MP3 playback, seek-and-scan, digital clock, auto-tone control, Radio Data System, automatic volume, TheftLock and auxiliary input jack
- Steering wheel mounted audio controls
- Bluetooth® for phone¹¹



MECHANICAL

- Front-wheel drive
- 3.6L SIDI DOHC VVT V6 with FlexFuel⁹ capability
- 6-speed automatic transmission
- Oil Life Monitoring System
- Power 4-wheel disc antilock brake system
- 4-wheel independent suspension
- Power rack-and-pinion steering
- Battery rundown protection and retained accessory power
- 150 amp Alternator

EXTERIOR

- Power-adjustable outside mirrors
- P225/60R16 all-season tires (1FL)
- 16-inch aluminum wheels
- Intermittent front windshield wipers

SELECT OPTIONAL FEATURES

Options are available on certain models only. See your Ordering Guide for details.

- Leather Package
- OnStar[®] 6-month Directions & Connections Plan¹ with Turn-by-Turn Navigation
- AM/FM stereo with CD player, seek-and-scan, digital clock, auto-tone control, automatic volume and TheftLock (included with OnStar[®] delete)
- SiriusXM[®] Radio² with 3-month trial
- Flip-and-fold flat rear seat
- Power Sunroof
- 18" aluminum wheels
- Universal Home Remote
- Rear spoiler

AVAILABLE EXTERIOR COLORS¹⁰



* Always use safety belts and the correct child restraint for your child's age and size, even in vehicles equipped with air bags. Even in vehicles equipped with Passenger Sensing System, children are safer when properly secured in a rear seat in an appropriate infant, child or booster seat. Never place a rear-facing infant restraint in the front seat of any vehicle equipped with an active frontal air bag. See your vehicle Owner Manual and child safety seat instructions for more information.

** Tire Pressure Monitoring System does not apply to spare tire.

EFFICIENT FEATURES

- Standard E85 FlexFuel⁹ capability
- Standard Spark Ignition Direct Injection
- Standard Variable Valve Timing
- Standard 6-speed automatic transmission

MODEL AVAILABILITY

	Sedan
Impala LS (fleet)	1WF19
Impala LT (fleet)	1WG19
Impala LTZ (fleet)	1WU19

SPECIFICATIONS

(inches unless otherwise stated)	Sedan
Wheelbase	110.5
Length	200.4
Width	72.9
Height	58.7
Seating f/r (max.) ¹⁹	2/3
Head room f/r	39.4/37.8
Shoulder room f/r	58.7/58.6
Leg room f/r	42.3/37.6
Max. cargo vol. ³ (cubic feet)	18.6
Approx. fuel capacity (gallons)	17.5



Shown with optional equipment

SELECT STANDARD FEATURES

Features based on 1SB model unless otherwise noted.

SAFETY AND SECURITY

- Dual-stage frontal and side impact, driver and right-front passenger, head curtain side-impact, front and rear outboard seating positions and rear seat mounted thorax air bags* with Passenger Sensing System*
- 3-point safety belts, all positions
- Rear child electrical security locks
- OnStar® 6-month Directions & Connections Plan¹ with Turn-by-Turn Navigation
- PASS-Key III theft-deterrent system
- Content theft alarm
- Daytime Running Lamps
- Tire Pressure Monitoring System**
- StabiliTrak® stability control with Traction Control
- 4-wheel antilock, 4-wheel disc with Brake Assist

INTERIOR

- QuietTuning™
- Front bucket seats with 8-way power driver seat
- Dual-zone automatic climate control and air filtration system
- Floor console with sliding armrest and multi-level storage
- Ice Blue ambient lighting
- Adaptive, full-speed range cruise control
- Full instrumentation including tachometer, Driver Information Center, compass
- Remote Keyless Entry
- Tilt/telescoping adjustable steering column
- Enhanced driver instrument information, 8" multi-color configurable display
- Programmable power door locks
- Buick IntelliLink¹³ Radio, AM/FM stereo and CD player, includes USB port¹² and Bluetooth® streaming for audio and select phones¹¹; 8" diagonal color touch-screen display; SiriusXM® Radio² with 3-month trial



Shown with optional equipment

WHAT'S NEW FOR 2014

- New audio system with IntelliLink¹³
- New 8" color driver instrumentation display
- New adaptive, full-speed range cruise control
- Electronic Grade Braking
- Tire Inflator Kit



Shown with optional equipment



EFFICIENT FEATURES

- > Standard 4 cylinder eAssist engine
- > Standard 6-speed automatic transmission
- > Available E85 FlexFuel capability*

MECHANICAL

- Front-wheel drive
- ECOTEC 2.4L 4-cyl. engine with Direct Injection and eAssist Technology
- 6-speed electronic automatic transmission with Driver Shift Control
- Power 4-wheel antilock disc brakes
- 4-wheel independent suspension
- Power electric rack-and-pinion steering
- Electronic grade braking

EXTERIOR

- Power-adjustable, heated rearview mirrors (base model)
- Power-adjustable, heated rearview mirrors with integrated turn signal indicators, ground illumination and driver-side memory and auto-dimming feature (all models except base)
- P235/50R17 all-season tires and tire inflator kit
- 17" machine-faced silver painted aluminum wheels

SELECT OPTIONAL FEATURES

Options are available on certain models only. See your Ordering Guide for details.

- Rear Vision Camera
- Leather Package including heated leather-appointed front seats, and front passenger 8-way power seat
- E-Z Key Passive Entry System
- Buick IntelliLink¹³ Radio with Navigation⁸, AM/FM stereo and CD player, includes USB port¹² and Bluetooth[®] streaming for audio and select phones¹¹
- Bose[®] premium 11-speaker system
- Rear seat entertainment system with Blue Ray capable DVD player
- Forward collision alert
- Lane departure warning
- Side Blind Zone Alert¹⁷ with lane change alert
- Automatic collision preparation
- Keyless start
- Oversized power sunroof
- Ultrasonic Rear Parking Assist
- All-wheel drive
- 3.6L SIDI V6 engine with 303 hp
- E85 FlexFuel capability*

- Remote Vehicle Starter System
- 17", 18", 19", or 20" aluminum wheels
- Sport Package including HiPer Strut front suspension

AVAILABLE EXTERIOR COLORS¹⁰

	G7U Midnight Amethyst Metallic (new)		GAR Carbon Black Metallic ⁷		GBN White Diamond Tricoat ⁷
	GLJ Smoky Gray Metallic (new)		GAZ Summit White		GWT Champagne Silver Metallic
	GAN Quicksilver Metallic		GBE Crystal Red Tintcoat ⁷		GWY Atlantis Blue Metallic

* Always use safety belts and the correct child restraint for your child's age and size, even in vehicles equipped with air bags. Even in vehicles equipped with Passenger Sensing System, children are safer when properly secured in a rear seat in an appropriate infant, child or booster seat. Never place a rear-facing infant restraint in the front seat of any vehicle equipped with an active frontal air bag. See your vehicle Owner Manual and child safety seat instructions for more information.
 ** Tire Pressure Monitoring System does not apply to spare tire.

MODEL AVAILABILITY

	Sedan
LaCrosse 1SB	4GB69
LaCrosse 1SL FWD	4GM69
LaCrosse 1SL AWD	4GG69
LaCrosse 1SP AWD	4GH69
LaCrosse 1SP FWD	4GT69
LaCrosse 1SR	4GT69

SPECIFICATIONS

(inches unless otherwise stated)	Sedan
Wheelbase	111.7
Length	196.9
Width	73.1
Height	59.2
Seating f/r (max.) ¹⁹	2/3
Head room f/r	38.0/37.3
Shoulder room f/r	57.4/56.0
Leg room f/r	41.7/40.5
Max. trunk vol. ³ (cubic feet)	13.3 (1SB, 1SL FWD) 12.8 (1SR), 10.8 (eAssist)
Approx. fuel capacity (gallons)	18 (19 with AWD, 15.8 eAssist)



SELECT STANDARD FEATURES

Features based on 1SA unless otherwise noted.

SAFETY AND SECURITY

- Dual-stage frontal, front and rear side-impact, driver and passenger knee air bags* with Passenger Sensing System*
- Rear child security door locks
- LATCH (Lower Anchors and Top tethers for CHildren) system
- OnStar® 1 year Directions and Connections plan¹ with Turn-By-Turn Navigation
- PASS-Key III theft-deterrent system
- Daytime running lamps
- StabiliTrak® vehicle stability enhancement system
- Tire Pressure Monitoring System**

INTERIOR

- Front bucket seats with 8-way power
- CUE Information and Media Control System¹³, AM/FM stereo with 8" color information display, three USB ports¹², SD card slot¹³, auxiliary input jack and Natural Voice Recognition; Bose® 7-speaker system; and SiriusXM® Radio² with 3-month trial
- Bluetooth® for phone¹¹
- Dual-zone automatic climate control with air filtration system
- Electronic cruise control
- Power programmable door locks
- Driver Information Center
- Keyless ignition
- Leather-wrapped steering wheel
- Steering wheel mounted audio and cruise controls
- 110V power receptacle in center console

MECHANICAL

- Rear-wheel drive
- 2.5L I4, DI, DOHC, VVT engine with 202 hp
- 6-speed automatic transmission
- 4-wheel antilock, 4-wheel disc brakes
- All-speed, engine and brake controlled traction control
- Independent 4-wheel sport suspension
- Electric rack-and-pinion steering



EXTERIOR

- Twilight Sentinel Halogen headlamps
- Outside heated power-adjustable folding mirrors
- Front and rear recovery hooks
- P255/45R17 all-season tires
- 17" aluminum wheels
- Front intermittent wipers

SELECT OPTIONAL FEATURES

Options are available on certain models only. See your Ordering Guide for details.

- All-Wheel Drive
- 2.0L Turbo I4, DI, DOHC, VVT engine with 272 hp
- 3.6L V6, DI, DOHC, VVT engine with E85 FlexFuel[®] capability and 321 hp
- CUE Information and Media Control System with Embedded Navigation, AM/FM stereo with embedded navigation, 8" color information display, three USB ports¹², SD card slot¹², auxiliary input jack and Natural Voice Recognition
- Keyless Access passive entry
- Head-Up Display
- Lane Departure Warning
- Memory package
- Rearview backup camera
- Heated front driver and passenger seats
- 10-way power driver and front passenger seat adjuster
- Power sunroof
- 18" P225/40R18 all-season run-flat tires***
- 17" and 18" polished aluminum wheels***
- Rainsense wipers
- Brembo performance brakes

* Always use safety belts and the correct child restraint for your child's age and size, even in vehicles equipped with air bags. Even in vehicles equipped with Passenger Sensing System, children are safer when properly secured in a rear seat in an appropriate infant, child or booster seat. Never place a rear-facing infant restraint in the front seat of any vehicle equipped with an active frontal air bag. See your vehicle Owner Manual and child safety seat instructions for more information.

** Tire Pressure Monitoring System does not apply to spare tire.

*** Use only GM-approved wheel/tire combinations. See your GM dealer for more details.

AVAILABLE EXTERIOR COLORS¹⁰

G7E Red Obsession Tintcoat ⁷ (new)	GBA Black Raven	GTR Opulent Blue Metallic
G7Q Phantom Gray Metallic (new)	GBN White Diamond Tricoat ⁷	GWS Glacier Blue Metallic
G7U Majestic Plum Metallic ⁷ (new)	GLK Black Diamond Tricoat ⁷	GWT Silver Coast Metallic
GAN Radiant Silver Metallic		

EFFICIENT FEATURES

- Standard 4-cylinder engine
- Standard 6-speed automatic transmission
- E85 FlexFuel[®] capability

MODEL AVAILABILITY

	Sedan
ATS Standard	6AB69
ATS Luxury	6AC69
ATS Performance	6AD69
ATS Premium	6AG69

SPECIFICATIONS

(inches unless otherwise stated)	RWD Only 6AG69 Only	RWD/AWD/ AWD
Wheelbase	109.3	109.3
Length	182.8	182.8
Width	71.1	71.1
Height	55.9	56.4
Seating f/r (max.)	59.5/60.9	59.5/60.9
Headroom f/r	38.6/36.8	38.6/36.8
Shoulder f/r	55.2/53.9	55.2/53.9
Leg f/r	42.5/33.5	42.5/33.5
Max. cargo vol. (cubic feet)	10.2	10.2
Fuel capacity (gallons)	16	16



2013 Model Year shown

SELECT STANDARD FEATURES

Features based on CTS Coupe 1SB unless otherwise noted.

SAFETY AND SECURITY

- Dual-stage frontal driver, dual-depth frontal passenger air bags* with Passenger Sensing System*, driver and right-front passenger side impact and front and rear outboard head curtain*
- OnStar® 1-year Directions & Connections Plan¹ with Turn-by-Turn Navigation
- PASS-Key III theft-deterrent system
- Daytime Running Lamps and Twilight Sentinel®
- StabiliTrak® stability enhancement system
- Tire Pressure Monitoring System**

INTERIOR

- Front bucket seats with 8-way power adjustment
- Rear split-folding seat
- Dual-zone automatic climate control
- Cruise control
- Remote Vehicle Starter System
- Remote Keyless Entry with Keyless Access and Keyless Start
- Driver Information Center
- Auto-dimming rearview mirror
- Manual rake wheel and telescopic steering column
- AM/FM/SiriusXM® Radio² with 3-month trial, single-slot CD player and MP3 playback, auxiliary input jack, Radio Data System (RDS) and Bose® 8-speaker system
- Bluetooth® for phone¹¹

MECHANICAL

- Rear-wheel drive
- 3.6L V6 SIDI DOHC VVT engine with 318 hp and 275 lb.-ft. torque
- 6-speed automatic transmission
- 4-wheel disc antilock system with electronic parking brake
- Limited slip differential
- All-speed, brake and engine controlled Traction Control
- Independent 4-wheel suspension
- Power rack-and-pinion steering



EXTERIOR

- Intermittent windshield wipers
- Halogen headlamps with Twilight Sentinel and flash-to-pass feature
- Folding, heated power rearview mirrors
- Ultrasonic Rear Park Assist
- P235/50R18 front and P265/45R18 rear V-rated all-season tires
- 18-inch premium multi-coat painted aluminum wheels

SELECT OPTIONAL FEATURES

Options are available on certain models only. See your Ordering Guide for details.

- All-wheel drive
- 2-way power driver and front passenger seat lumbar support
- Heated/ventilated driver and front passenger seats
- Recaro Performance Seats (Touring Package or V series)
- Universal Home Remote
- Audio options: navigation,⁸ NavTraffic,¹⁶ DVD player, USB port,¹² Bose® Surround Sound System, 40GB hard drive
- 6.2L Supercharged VVT V8 with 556 hp (CTS-V)
- 6-speed manual transmission (CTS-V)
- Performance Packages
- CTS Touring Package
- Power sunroof
- High Intensity Discharge (HID) headlamps with Adaptive Forward Lighting
- 18- and 19-inch polished wheels
- Rearview Camera System
- Side Blind Zone Alert¹⁷
- Rainsense windshield wipers

* Always use safety belts and the correct child restraint for your child's age and size, even in vehicles equipped with air bags. Even in vehicles equipped with Passenger Sensing System, children are safer when properly secured in a rear seat in an appropriate infant, child or booster seat. Never place a rear-facing infant restraint in the front seat of any vehicle equipped with an active frontal air bag. See your vehicle Owner Manual and child safety seat instructions for more information.

** Tire Pressure Monitoring System does not apply to spare tire.

AVAILABLE EXTERIOR COLORS¹⁰

G7E Red Obsession Tintcoat ⁷ (new)	GBA Black Raven	GTR Opulent Blue Metallic
G7Q Phantom Gray Metallic (new)	GBN White Diamond Tricoat ⁷	GWS Glacier Blue Metallic
G7U Majestic Plum Metallic (new)	GLK Black Diamond Tricoat ⁷	GWT Silver Coast Metallic
GAN Radiant Silver Metallic		

EFFICIENT FEATURES

- Standard Spark Ignition Direct Injection
- Standard Variable Valve Timing
- Standard 6-speed automatic transmission

MODEL AVAILABILITY

	Coupe
CTS 3.6L RWD	6DP47
CTS 3.6L AWD	6DH47
CTS-V	6DN47

SPECIFICATIONS

(inches unless otherwise stated)	Coupe
Wheelbase	113.4
Length	188.5
Width	74.1
Height	56.0
Seating ¹⁹	2/2
Head room f/r	36.9/34.6
Shoulder room f/r	56.0/50.9
Leg room f/r	42.4/35.0
Max. cargo vol. ³ (cubic feet)	10.5
Approx. fuel capacity (gallons)	18



2013 Model Year shown

SELECT STANDARD FEATURES

Features based on Sedan model 1SD and Sport Wagon model 1SB unless otherwise noted.

SAFETY AND SECURITY

- Dual-stage frontal driver, dual-depth frontal passenger air bags* with Passenger Sensing System*, driver and right-front passenger side impact and front and rear outboard head curtain*
- Rear door child security locks
- OnStar® 1-year Directions & Connections Plan¹ with Turn-by-Turn Navigation
- PASS-Key III theft-deterrent system
- Daytime Running Lamps and Twilight Sentinel®
- StabiliTrak® stability enhancement system
- Tire Pressure Monitoring System**

INTERIOR

- Front bucket seats with driver 8-way power adjustment
- Rear seat center armrest pass-through (Sedan) or splitfolding (Sport Wagon)
- Dual-zone automatic climate control
- Cruise control
- Remote Vehicle Starter System
- Remote Keyless Entry
- Auto-dimming rearview mirror
- Programmable power door locks
- Manual rake wheel and telescopic steering column
- AM/FM stereo with CD/MP3, SiriusXM® Radio² with 3-month trial, steering wheel controls, Bose® speaker system
- Bluetooth® for phone¹¹

MECHANICAL

- Rear-wheel drive
- 3.0L V6 SIDI DOHC VVT engine with 270 hp and 223 lb.-ft. torque
- 6-speed automatic transmission
- 4-wheel disc antilock system
- Full-function traction control
- Independent 4-wheel suspension
- Power rack-and-pinion steering



EXTERIOR

- Intermittent windshield wipers
- Halogen headlamps with Twilight Sentinel and flash-to-pass feature
- Folding, heated power rearview mirrors
- P235/55R17 H-rated all-season tires
- 17-inch painted aluminum wheels
- Power lift gate (Sport Wagon)

SELECT OPTIONAL FEATURES

Options are available on certain models only. See your Ordering Guide for details.

- All-wheel drive
- 2-way power driver and front passenger seat lumbar support
- Audio options: navigation,⁸ NavTraffic,² DVD player, USB port,¹² Bose® Surround Sound System, 40GB hard drive
- 3.6L VVT Direct Injection V6 with 318 hp
- 6.2L VVT V8 with 556 hp (CTS-V)
- 6-speed manual transmission (CTS-V)
- Performance Packages
- Ultrasonic Rear Parking Assist
- Rearview Camera System
- Passive Entry System and Keyless Start
- CTS Touring Package
- UltraView power sunroof
- High Intensity Discharge (HID) headlamps and Adaptive Forward Lighting System
- 18- and 19-inch aluminum wheels
- Available Rainsense windshield wipers

* Always use safety belts and the correct child restraint for your child's age and size, even in vehicles equipped with air bags. Even in vehicles equipped with Passenger Sensing System, children are safer when properly secured in a rear seat in an appropriate infant, child or booster seat. Never place a rear-facing infant restraint in the front seat of any vehicle equipped with an active frontal air bag. See your vehicle Owner Manual and child safety seat instructions for more information.

** Tire Pressure Monitoring System does not apply to spare tire.

AVAILABLE EXTERIOR COLORS¹⁰



EFFICIENT FEATURES

- ▶ Standard Spark Ignition Direct Injection
- ▶ Standard Variable Valve Timing
- ▶ Standard 6-speed automatic transmission

MODEL AVAILABILITY

	Sedan	Sport Wagon
CTS 3.0L RWD	6DM69	6DM35
CTS 3.0L AWD	6DG69	6DG35
CTS 3.6L RWD	6DP69	6DP35
CTS 3.6L AWD	6DH69	6DH35
CTS-V	6DN69	6DN35

SPECIFICATIONS

(inches unless otherwise stated)	Sedan	Sport Wagon
Wheelbase	113.4	113.4
Length	191.3	192.0
Width	72.5	72.5
Height	58.0	58.0
Seating ¹⁹	2/3	2/3
Head room f/r	38.8/37.2	38.8/37.1
Shoulder room f/r	56.7/54.7	56.7/54.7
Leg room f/r	42.4/36.1	42.4/36.1
Max. cargo vol. ³ (cubic feet)	13.6	58.0
Approx. fuel capacity (gallons)	18	18



AVAILABLE EXTERIOR COLORS¹⁰

- | | | |
|---|--|---|
|  GAN
Radiant Silver
Metallic |  GBN
White Diamond
Tricoat ⁷ |  GWT
Silver Coast
Metallic |
|  GBA
Black Raven |  GLJ
Graphite
Metallic |  GXH
Sapphire Blue
Metallic |
|  GBE
Crystal Red
Tintcoat ⁷ |  GLK
Black Diamond
Tricoat ⁷ | |

SELECT STANDARD FEATURES

Features based on 1SA unless otherwise noted.

SAFETY AND SECURITY

- Dual-stage frontal, side impact, knee and head curtain side impact air bags* for driver and front passenger, head curtain and seat side impact for outboard rear passengers; with Passenger Sensing System*
- Rear child security door locks
- OnStar® 1-year Directions and Connections plan¹ with Turn-By-Turn Navigation
- Daytime running lamps
- StabiliTrak® vehicle stability enhancement system
- Tire Pressure Monitoring System**

INTERIOR

- Front bucket seats with leather seating surfaces and 10-way power including 4-way power lumbar
- CUE Infotainment System¹³, AM/FM stereo with dual USB ports¹² and SD card slot¹³, includes natural voice recognition and auxiliary input jack, Bose® 8-speaker system, HD Radio™, SiriusXM® Radio² with 3-month trial, CD/MP3 player
- Dual-zone automatic climate control
- Bluetooth® for phone¹¹
- Automatic air circulation sensor
- Electronic cruise control
- Power programmable door locks
- Driver Information Center
- Keyless Access with push-button start
- Rearview backup camera
- Retained accessory power
- Power rake and telescopic steering column
- Leather-wrapped steering wheel with tap up/tap down controls
- Wood trim on steering wheel, console and centerstack



* Always use safety belts and the correct child restraint for your child's age and size, even in vehicles equipped with air bags. Even in vehicles equipped with Passenger Sensing System, children are safer when properly secured in a rear seat in an appropriate infant, child or booster seat. Never place a rear-facing infant restraint in the front seat of any vehicle equipped with an active frontal air bag. See your vehicle Owner Manual and child safety seat instructions for more information.

** Tire Pressure Monitoring System does not apply to spare tire.



MECHANICAL

- Front-wheel drive
- 3.6 SIDI DOHC V6 VVT engine with 304 hp and 263 lb-ft torque
- 6-speed automatic transmission
- 4-wheel antilock, 4-wheel disc Brembo brakes
- Magnetic Ride Control
- All-speed, engine and brake controlled traction control
- Automatic level control
- Rear air springs
- Transmission oil cooler
- Independent 4-wheel suspension
- Variable-assist electric power steering

EXTERIOR

- High intensity Xenon headlamps with Twilight Sentinel, cornering lamps and nighttime flash-to-pass
- Illuminated door handles
- Outside heated power-adjustable folding mirrors with turn signal indicators and puddle lamps
- Ultrasonic Rear Parking Assist
- Front and rear recovery hooks
- P255/45R19 all-season tires
- 19" aluminum wheels
- Front intermittent wipers

SELECT OPTIONAL FEATURES

Options are available on certain models only. See your Ordering Guide for details.

- CUE Infotainment System¹³ with navigation⁸
- Bose® Studio Surround Sound 14-speaker system with surround amplifier
- Tri-zone automatic climate control
- Memory Package
- Rear seat Entertainment system
- Automatic Parking Assist
- IntelliBeam Headlamps
- Electronic limited slip differential
- 3.6L Twin Turbo SIDI DOHC V6 VVT engine
- Rear center armrest with radio controls; sunshade controls

- 110-volt power outlet
- Premium wood trim
- Heated driver and front passenger seats
- Heated rear outboard seating positions
- Ventilated driver and passenger seats
- Ultraview power sunroof
- Front and rear parking assist
- Forward Collision Alert
- Lane departure warning
- Rear Cross-Traffic Alert
- Rearview backup camera
- Side Blind Zone Alert¹⁷
- Head-Up Display
- 19" and 20" aluminum wheels
- 18" aluminum spare wheel
- Rainsense wipers

EFFICIENT FEATURES

- ▶ Standard 6-cylinder engine
- ▶ Standard 6-speed automatic transmission

MODEL AVAILABILITY

	Sedan
XTS FWD	6GB69
XTS AWD	6GX69

SPECIFICATIONS

(inches unless otherwise stated)	Sedan
Wheelbase	111.7
Length	202.0
Width	72.91
Height	59.45
Seating f/r (max.) ¹⁹	2/3
Headroom f/r	40.1/37.8
Shoulder f/r	57.9/56.3
Leg f/r	45.8/40.0
Max. cargo vol. ³ (cubic feet)	18.0
Fuel economy	19 (FWD) 20 (AWD)



2013 Model Year shown

WHAT'S NEW FOR 2014

- New front and rear fascia design
- New head lamps and tail lamps
- Unique SS hood

SELECT STANDARD FEATURES

Features based on 1LT convertible unless otherwise noted.

SAFETY AND SECURITY

- Dual-stage frontal air bags* for driver and front passenger, with head and thorax side impact air bags for front and rear outboard seating positions, with Passenger Sensing System*
- LATCH (Lower Anchors and Top tethers for Children) system
- OnStar® 6-month Directions & Connections Plan¹ with Turn-by-Turn Navigation
- PASS-Key III theft-deterrent system
- StabiliTrak® electronic stability control system with Traction Control
- Daytime Running Lamps
- Tire Pressure Monitoring System**

INTERIOR

- 6 way power driver and passenger front sport bucket seats with power recliner
- Single-zone manual air conditioning with pollen filter
- 7" diagonal Color Touch screen display AM/FM stereo; SiriusXM® Radio² with 12 months trial for LT, SS and ZL1
- Chevrolet MyLink¹⁸, includes Bluetooth® streaming audio for music and select phones¹¹; Hands-Free smartphone integration¹¹
- USB port¹²
- Monochromatic Driver Information Center
- Rear Vision Camera, display integrated into Color Touch Radio
- Manual rake and telescopic steering column
- Power windows with express up/down
- Remote keyless entry
- Cruise control

MECHANICAL

- Rear-wheel drive
- 3.6L V6 engine
- 6-speed manual transmission with Hill Start Assist and limited slip differential
- 4-wheel disc antilock brakes
- Independent rear suspension
- Variable-ratio power steering

EXTERIOR

- Projector style front fog lamps
- Outside power-adjustable, body-color mirrors
- P245/55R18 touring tires
- Rear spoiler

SELECT OPTIONAL FEATURES

Options are available on certain models only. See your Ordering Guide for details.

- Leather-appointed, heated front seating surfaces
- RS Package includes 20-inch x 8-inch front and 20-inch x 9-inch rear flangeless, painted aluminum wheels with Midnight Silver finish; high intensity discharge headlamps and separate Daytime Running Lamps and LED tail lamps
- Frameless auto-dimming inside rear view mirror

- Color Head Up Display
- Color Driver Information Center Display
- Remote Vehicle Starter System (auto trans only)
- Audio system with navigation⁸, 7" diagonal Color Touch screen display AM/FM stereo with navigation display
- Boston Acoustics premium 8-speaker system with a 10" subwoofer
- 6-speed automatic transmission with TAPshift[®]
- 19" and 20" aluminum wheels²⁰

* Always use safety belts and the correct child restraint for your child's age and size, even in vehicles equipped with air bags. Even in vehicles equipped with Passenger Sensing System, children are safer when properly secured in a rear seat in an appropriate infant, child or booster seat. Never place a rear-facing infant restraint in the front seat of any vehicle equipped with an active frontal air bag. See your vehicle Owner Manual and child safety seat instructions for more information.

** Tire Pressure Monitoring System does not apply to spare tire.

AVAILABLE EXTERIOR COLORS¹⁰



MODEL AVAILABILITY

	Convertible
1LT Convertible	1EF67
2LT Convertible	1EH67
1SS Convertible	1ES67
2SS Convertible	1ET67
ZL1 Convertible	1EY67

SPECIFICATIONS

(inches unless otherwise stated)	Convertible
Wheelbase	112.3
Length	190.6
Width	75.5
Height	54.7
Seating ¹⁹ f/r	2/2
Head room f/r	37.4/35.3
Shoulder room f/r	56.9/50.4
Leg room f/r	42.4/29.9
Max. cargo vol. ³ (cubic feet) (top up)	10.2
Approx. fuel capacity (gallons)	19



WHAT'S NEW FOR 2014

- New front and rear fascia design
- New head lamps and tail lamps
- Unique SS hood

SELECT STANDARD FEATURES

Features based on 1LS unless otherwise noted.

SAFETY AND SECURITY

- Dual-stage frontal and thorax side-impact air bags* for driver and front passenger, with head curtain side-impact for front and rear outboard seating positions, with Passenger Sensing System*
- LATCH (Lower Anchors and Top tethers for Children) system
- OnStar® 6-month Directions & Connections Plan¹ with Turn-by-Turn Navigation
- PASS-Key III theft-deterrent system
- StabiliTrak® electronic stability control system with Traction Control
- Daytime running lamps with low beam headlamps
- Tire Pressure Monitoring System**

INTERIOR

- Front bucket seats with 4 way manual driver seat, 2 way manual passenger and power recline
- Folding rear seat with trunk pass-through
- Single-zone manual air conditioning with pollen filter
- AM/FM/CD/MP3 audio system with music navigator, Graphic Information Display, auxiliary input jack, outside temperature display, SiriusXM® Radio² with 12 months trial for LT, SS and ZL1, steering wheel controls
- Bluetooth® for phone¹¹
- Manual rake and telescopic steering column
- Monochromatic Driver Information Display
- Power windows with express up/down
- Remote keyless entry
- Cruise control

MECHANICAL

- Rear-wheel drive
- 3.6L V6 engine
- 6-speed manual transmission with Hill Start Assist and limited slip differential
- 4-wheel disc antilock brakes
- Independent rear suspension
- Variable-ratio power steering

EXTERIOR

- Outside power-adjustable, body-color mirrors
- P245/55R18 touring tires

SELECT OPTIONAL FEATURES

Options are available on certain models only. See your Ordering Guide for details.

- Leather-appointed, heated front seating surfaces
- RS Package includes 20-inch x 8-inch front and 20-inch x 9-inch rear flangeless, painted aluminum wheels with Midnight Silver finish; rear spoiler, bodycolor roof ditch molding; high intensity discharge headlamps and LED tail lamps
- Recaro performance front bucket seats (SS and ZL1 Coupes only)
- Frameless auto-dimming inside rear view mirror
- Color Head-Up Display
- Remote Vehicle Starter System (auto trans only)

- Audio system with navigation⁸, 7" diagonal Color Touch screen display AM/FM stereo with navigation display; SiriusXM® Radio² with 12 month trial
- Boston Acoustics premium 9-speaker system with a 10" subwoofer, 245 watts
- USB port¹²
- Chevrolet MyLink¹⁸, includes Bluetooth® streaming audio for music and select phones¹¹; Hands-Free smartphone integration
- 6.2L V8 engine
- 6-speed automatic transmission with TAPshift®
- Rear Vision Package including rear camera system
- 19" and 20" aluminum wheels²⁰

* Always use safety belts and the correct child restraint for your child's age and size, even in vehicles equipped with air bags. Even in vehicles equipped with Passenger Sensing System, children are safer when properly secured in a rear seat in an appropriate infant, child or booster seat. Never place a rear-facing infant restraint in the front seat of any vehicle equipped with an active frontal air bag. See your vehicle Owner Manual and child safety seat instructions for more information.

** Tire Pressure Monitoring System does not apply to spare tire.

AVAILABLE EXTERIOR COLORS¹⁰

G7C Red Hot (new)	GAN Silver Ice Metallic	GBE Crystal Red Tintcoat ⁷
G7D Bright Yellow ⁷ (new)	GAZ Summit White	GLJ Ashen Gray Metallic
G7P Red Rock Metallic (new)	GBA Black	GXH Blue Ray Metallic

MODEL AVAILABILITY

	Coupe
1LS Coupe	1EE37
2LS Coupe	1EN37
1LT Coupe	1EF37
2LT Coupe	1EH37
1SS Coupe	1ES37
2SS Coupe	1ET37
ZL1 Coupe	1EY37

SPECIFICATIONS

(inches unless otherwise stated)	Coupe
Wheelbase	112.3
Length	190.6
Width	75.5
Height	54.2
Seating ¹⁹ f/r	2/2
Head room f/r	37.4/35.3
Shoulder room f/r	56.9/50.4
Leg room f/r	42.4/29.9
Max. cargo vol. ³ (cubic feet)	11.3
Approx. fuel capacity (gallons)	19



SELECT STANDARD FEATURES

SAFETY AND SECURITY

- Dual-stage frontal, thorax side-impact and knee air bags*, driver and front passenger, and head curtain side-impact, front and rear outboard seating positions
- OnStar® with 6 months of Directions and Connections¹ plan
- LED Daytime Running Lamps

INTERIOR

- Front sport bucket heated and ventilated seats with 10 way power, including power lumbar
- Dual zone automatic climate control
- Chevrolet MyLink¹⁸ with navigation, 8" diagonal Color Touch screen display AM/FM stereo, CD player, includes SiriusXM[®] Radio² with 12-month trial, USB port¹²
- Bluetooth[®] technology for phone and music¹¹
- Bose[®] premium sound system
- Color Head-Up Display (HUD)
- Driver Information Center with color display
- Keyless Access
- Keyless Start
- Automatic Parking Assist
- Forward Collision Alert
- Lane Departure Warning
- Side Blind Zone Alert¹⁷

MECHANICAL

- (LS3) 6.2L V8 engine with estimated 415 hp
- 6-speed automatic transmission with manual TAPshift controls
- Sport-tuned suspension (front MacPherson strut-based multi-link system and rear multi-link independent system)
- Electric power steering (EPS)
- StabiliTrak electronic stability control with Traction Control and Brake Assist
- 4-wheel antilock disc with front Brembo brakes



EXTERIOR

- 245/40R19 front and 275/35R19 rear summer-only performance tires²⁰
- Outside heated power-adjustable, driver-side auto-dimming mirrors
- High Intensity Discharge (HID) headlamps
- Fog lamps
- Side Blind Zone Alert¹⁷
- Rear Vision Camera with Rear Cross Traffic Alert
- Rainsense Wipers

SELECT OPTIONAL FEATURES

Options are available on certain models only. See your Ordering Guide for details.

- Power Sunroof
- Full size spare wheel and tire

AVAILABLE EXTERIOR COLORS¹⁰



MODEL AVAILABILITY

	Sedan
Chevrolet SS	1EK69

SPECIFICATIONS

(inches unless otherwise stated)	Sedan
Wheelbase	114.8
Length	195.5
Width	74.7
Height	57.9
Head room, front	38.7
Shoulder f/r	59.1/59.0
Leg f/r	42.3/39.7
Fuel capacity (gallons)	18.8

* Always use safety belts and the correct child restraint for your child's age and size, even in vehicles equipped with air bags. Even in vehicles equipped with Passenger Sensing System, children are safer when properly secured in a rear seat in an appropriate infant, child or booster seat. Never place a rear-facing infant restraint in the front seat of any vehicle equipped with an active frontal air bag. See your vehicle Owner Manual and child safety seat instructions for more information.



ALL NEW FOR 2014

- New LT1 small block 6.2L V8 engine with advanced technologies including Direct Injection, Active Fuel Management, and Continuously Variable Valve Timing
- All-new aluminum frame structure
- State-of-the-art HID Xenon (low and high beam) and LED lighting (DRL/park/turn)

SELECT STANDARD FEATURES

Features based on 1LT Coupe unless otherwise noted

SAFETY AND SECURITY

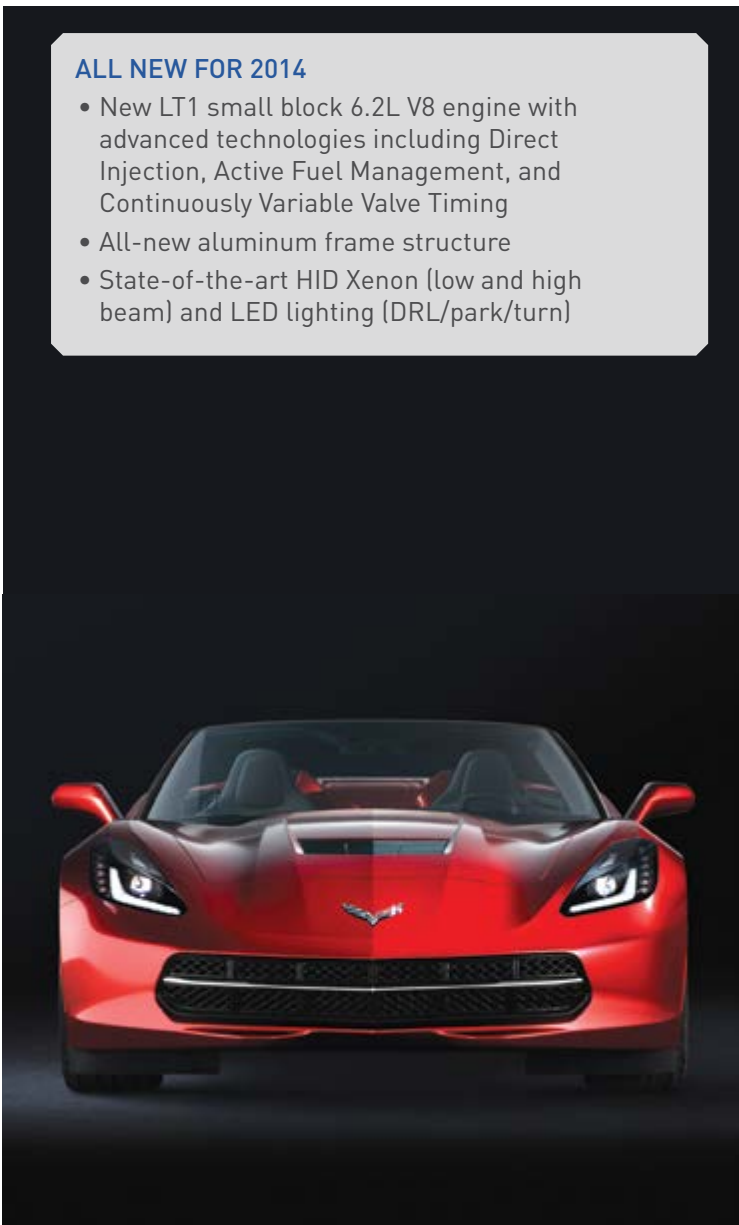
- Dual-stage frontal and side impact air bags* with Passenger Sensing System*
- OnStar® 6-month Directions & Connections Plan¹ with Turn-by-Turn Navigation
- Active Handling traction and stability enhancement system
- Tire Pressure Monitoring System**
- Daytime Running Lamps

INTERIOR

- Front bucket seats, 8-way power adjuster, leather seating surfaces
- Dual-zone automatic climate control, air filtration system
- Keyless access with push button start
- Color Driver Information Center
- Cruise control
- AM/FM stereo, Bose® premium 9-speaker system, SiriusXM® Radio² with 3-month trial
- Power tilt and telescoping adjustable steering column
- Auto-dimming mirrors with compass
- Power programmable door locks
- Leather Wrapped Steering Wheel

MECHANICAL

- Rear-wheel drive
- 6.2L V8 engine
- 455 hp and 460 hp with performance exhaust
- 7-speed manual transmission
- Power 4-wheel disc antilock brake system
- 4-wheel independent suspension
- Full-function Traction Control
- Variable-ratio speed-sensitive power rack-and-pinion steering





EXTERIOR

- Xenon High-Intensity Discharge projector headlamps
- Power outside heated mirrors
- P245/40ZR18 front and P285/35ZR19 run flat tires
- Aluminum wheels
- Power folding convertible top (Convertible)
- Removable carbon fiber body-color roof panel (Coupe)

SELECT OPTIONAL FEATURES

Options are available on certain models only. See your Ordering Guide for details.

- Head-Up Display
- Memory Package
- Premium 10-speaker Bose® system includes bass box
- Power telescoping adjustable steering column
- Universal Home Remote
- Bluetooth® wireless technology for select phones¹¹
- 6-speed automatic transmission with paddle controls
- Z51 Performance Package
- Dual-mode performance exhaust
- Magnetic Selective Ride Control
- Removable transparent roof panel
- Corvette Museum Delivery
- Personalized VIN Ending Option (Subject to availability)
- Personalized Plaque on interior

* Always use safety belts and the correct child restraint for your child's age and size, even in vehicles equipped with air bags. Even in vehicles equipped with Passenger Sensing System, children are safer when properly secured in a rear seat in an appropriate infant, child or booster seat. Never place a rear-facing infant restraint in the front seat of any vehicle equipped with an active frontal air bag. See your vehicle Owner Manual and child safety seat instructions for more information.

** Tire Pressure Monitoring System does not apply to spare tire.

AVAILABLE EXTERIOR COLORS¹⁰

-  G7H
Laguna Blue
Tintcoat⁷ (new)
-  GAN
Blade Silver
Metallic
-  GBV
Cyber Gray
Metallic
-  G7J
Lime Rock Green
Metallic (new)
-  GBA
Black
-  GKZ
Torch Red
-  G8A
Velocity Yellow
Tintcoat⁷
-  GBE
Crystal Red
Tintcoat⁷
-  GXH
Night Race Blue
Metallic
-  G8G
Arctic White

MODEL AVAILABILITY

	Coupe	Convertible
Corvette	1YY07	1YY67
Corvette Z51	1YX07	1YX67

SPECIFICATIONS

(inches unless otherwise stated)	Coupe
Wheelbase	106.7
Length	176.9
Width	73.9
Height	48.8
Seating ¹⁹	2
Head room	37.9
Shoulder room	55.2
Leg room	43.0
Max. cargo vol. ³ (cubic feet)	15.0
Approx. fuel capacity (gallons)	18.5



SELECT STANDARD FEATURES

Features based on 1LT unless otherwise noted.

SAFETY AND SECURITY

- Ten standard air bags* including driver, front passenger, front and rear side impact, head curtain for outboard passengers and front knee air bags*
- Driver and front-passenger safety belt pretensioners
- LATCH system for child safety seats
- Daytime Running Lamps
- Tire Pressure Monitoring System
- StabiliTrak® stability enhancement system with Brake Assist
- Auto Headlamps

INTERIOR

- Front bucket heated seats
- Rear 60/40 - split folding seat back
- Air conditioning with cabin air filter
- Chevrolet MyLink¹⁸ radio, AM/FM stereo with seek-and-scan and digital clock, includes Bluetooth® streaming audio for music and select phones¹¹; voice recognition for phone; Pandora® smartphone compatible¹⁴; software updatable for radio software; all functions controlled through 7" diagonal color touch-screen
- SiriusXM® Radio² with 3-month trial
- USB port¹²
- Center stack with storage bin with auxiliary power outlet, 4 cup holders (2 front, 2 rear)
- Tilt-wheel steering column
- Cruise Control
- Power windows
- Driver Information Center with 7" diagonal cluster with reconfigurable LCD color display
- Leatherette seat trim with leather wrapped steering wheel (2LT Trim)
- Programmable door locks
- Steering wheel mounted audio controls
- Electric Parking Brake

EFFICIENT FEATURES

- > 100% Electric: Advanced technology that enables gas-free driving
- > Zero emissions





MECHANICAL

- Battery, Propulsion, Lithium-ion, Rechargeable Energy Storage System, includes liquid thermal management system with active control
- Hill Start Assist
- 4-wheel disc brakes
- Accessory rundown protection
- Front independent McPherson suspension
- Remote keyless entry
- Remote start
- Traction Control
- Power electric steering

EXTERIOR

- 185/55R15 front tires; 195/55R 15 rear tires
- 15" alloy wheels
- Tire inflation kit
- Halogen headlamps
- Solar absorbing glass
- Rear spoiler
- Dual outside folding mirrors
- Front intermittent, variable wiper
- Rear wiper with washer


SELECT OPTIONAL FEATURES

Options are available on certain models only. See your Ordering Guide for details.

- DC Fast Charge with Remote Stop Charge (late availability)
- Leatherette seat trim
- Leather-wrapped steering wheel

* Always use safety belts and the correct child restraint for your child's age and size, even in vehicles equipped with air bags. Even in vehicles equipped with Passenger Sensing System, children are safer when properly secured in a rear seat in an appropriate infant, child or booster seat. Never place a rear-facing infant restraint in the front seat of any vehicle equipped with an active frontal air bag. See your vehicle Owner Manual and child safety seat instructions for more information.

AVAILABLE EXTERIOR COLORS¹⁰



MODEL AVAILABILITY

	Sedan
Spark EV	1CZ48

SPECIFICATIONS

(inches unless otherwise stated)	Spark EV
Wheelbase	93.5
Length	146.5
Width	64.0
Height	62.6
Seating f/r (max.) ¹⁹	2/2
Headroom f/r	39.4/37.3
Shoulder f/r	50.7/49.7
Leg f/r	42.0/35.2
Max. cargo vol. ³ (cubic feet)	23.4



WHAT'S NEW FOR 2014

- New exterior colors
- Standard leather-wrapped steering wheel
- Available heated cloth seats



SELECT STANDARD FEATURES

Features based on fleet model unless otherwise noted.

SAFETY AND SECURITY

- Dual-stage front, side-impact, knee and head curtain side-impact air bags* with Passenger Sensing System*
- 3-point safety belts, all positions
- LATCH (Lower Anchors and Top tethers for CHildren) system
- StabiliTrak® stability enhancement system with Traction Control
- OnStar® 3-year Directions & Connections Plan¹ with Turn-by-Turn Navigation
- Rear door child security locks
- Theft-deterrent system with immobilizer
- Daytime Running Lamps and automatic lamp control

INTERIOR

- Front bucket seats and rear 40/40 split-folding seats
- Automatic climate control
- Programmable power door locks
- Full instrumentation including Driver Information Center and efficiency display screens
- Remote Keyless Entry with Passive feature
- Remote Vehicle Starter System
- Center armrest with storage
- Tilt and telescopic adjustable steering column
- AM/FM stereo with CD/MP3, 7-inch diagonal Color Touch screen, auxiliary jack, USB port,¹² SiriusXM® Radio² with 3-month trial
- Chevrolet MyLink¹⁸ includes Bluetooth® streaming audio for music and select phones¹¹; voice recognition for phone, music and radio; Pandora® smartphone compatible¹⁴; Gracenote (requires iPhone or Android platform and active OnStar® subscription¹)
- MyVOLT.com Vehicle Connectivity (requires OnStar® subscription¹)
- TravelLink² (includes weather forecasts, fuel prices and movie listings)
- Leather-wrapped steering wheel



POWERTRAIN

- Lithium-ion Propulsion Battery with Rechargeable Energy Storage System
- Portable charge cord (120-volt) with programmable charge control
- Voltec electric drive with 149 hp and 273 lb.-ft. of torque
- Range extender 1.4L generator with 83 hp
- Normal, Sport and Mountain and Hold modes driving modes
- Power 4-wheel disc antilock brake system
- Front independent suspension
- Electric power rack-and-pinion steering

EXTERIOR

- Power heated outside rearview mirrors with turn signal indicators
- 215/55R17 all-season tires
- 17" painted aluminum wheels
- Rear spoiler

SELECT OPTIONAL FEATURES

Options are available on certain models only. See your Ordering Guide for details.

- Chevrolet MyLink¹⁸ with navigation⁸
- Bose[®] premium audio system with 7 speakers including a subwoofer
- NavTraffic¹⁶
- Safety Packages with auto-dimming inside rearview mirror, Rear Park Assist, Rear Vision Camera, Front Park Assist, Forward Collision Alert, Lane Departure Warning
- Heated driver and front passenger seats
- Seats: Leather-appointed seating
- Premium Trim Package
- 17-inch polished aluminum wheels
- 17-inch sport alloy wheels with black inserts
- 240V charging system for home/office

* Always use safety belts and the correct child restraint for your child's age and size, even in vehicles equipped with air bags. Even in vehicles equipped with Passenger Sensing System, children are safer when properly secured in a rear seat in an appropriate infant, child or booster seat. Never place a rear-facing infant restraint in the front seat of any vehicle equipped with an active frontal air bag. See your vehicle Owner Manual and child safety seat instructions for more information.

AVAILABLE EXTERIOR COLORS¹⁰



EFFICIENT FEATURES

- ▶ Low rolling resistance tires
- ▶ Electric power steering
- ▶ Soy-based seat foam cushions
- ▶ Lithium-ion Propulsion Battery
- ▶ Rechargeable Energy Storage System
- ▶ Voltec electric drive
- ▶ Range extender 1.4L on board generator

MODEL AVAILABILITY

	Sedan
Volt	1RC68

SPECIFICATIONS

(inches unless otherwise stated)	Sedan
Wheelbase	105.7
Length	177.1
Width	70.4
Height	56.6
Seating f/r (max.) ¹⁹	2/2
Head room f/r	37.8/36.0
Shoulder room f/r	56.5/53.9
Leg room f/r	42.1/34.1
Max. cargo vol. ³ (cubic feet)	10.6
Approx. fuel capacity (gallons)	9.3



Pre-production model shown. Actual model may vary.



Pre-production model shown. Actual model may vary.



Pre-production model shown. Actual model may vary.

SELECT STANDARD FEATURES

Features based on fleet model unless otherwise noted.

INTERIOR

- 16-way adjustable driver and front passenger seats
- Leather seating surfaces with heated front seats
- Safety Alert Seat
- Leather-wrapped heated steering wheel
- Regen on Demand
- Cadillac CUE¹³ HMI with 8" multi-touch screen, navigation and HD Radio™
- 3 USB ports¹², SD card and auxiliary input
- Remote Keyless Entry/Passive Entry
- Push-button start
- Rear armrest
- Rear folding seatbacks
- 10-speaker Bose® premium audio system
- Active Noise Cancellation
- Lane Departure Warning
- Forward Collision Alert
- Rear Vision Camera
- Auto-dimming inside rearview mirror



Pre-production model shown. Actual model may vary.

MECHANICAL

- Extended-range electric drive propulsion
- 16.5 kwh rechargeable lithium ion battery
- Active liquid thermal management system
- Onboard range-extending 1.4L gas-powered electric generator
- 9.3-gallon fuel tank
- Selectable driving modes including Tour, Sport, Mountain and Hold
- Premium HiPer Strut front suspension
- Compound Crank with Watts Link rear suspension
- Continuous Damping Control (CDC)

EXTERIOR

- 20" ultra-bright machined aluminum wheels
- Full LED headlamps/taillamps
- Flush-mount grille
- Active aero grille
- Front and Rear Park Assist
- Power adjustable heated outside rearview mirrors with integrated turn signals and charging indicator lamps
- Rainsense automatic wipers

SELECT OPTIONAL FEATURES

Options are available on certain models only. See your Ordering Guide for details.

- Full-speed range Adaptive Cruise Control
- Automatic Collision Preparation
- Side Blind Zone Alert¹⁷
- Rear Cross Traffic Alert
- IntelliBeam headlamps
- Premium wheel finish
- Opus Semi-Aniline full leather seats
- 20-way adjustable driver and front passenger seats

AVAILABLE EXTERIOR COLORS¹⁰



MODEL AVAILABILITY

	Sedan
ELR	6RC47



2013 Model Year shown

AVAILABLE EXTERIOR COLORS¹⁰

- | | | |
|--|---|--|
|  GXH
Blue Ray
Metallic (new) |  GAR
Black Granite
Metallic ⁷ |  GWS
Silver Topaz
Metallic |
|  GWX
Brownstone
Metallic (new) |  GBE
Crystal Red
Tintcoat ⁷ |  GWT
Champagne
Silver Metallic |
|  GAN
Silver Ice
Metallic |  GBU
Arctic Ice | |

SELECT STANDARD FEATURES

Features based on 1LS model unless otherwise noted

SAFETY AND SECURITY

- Dual-stage frontal and side-impact air bags* for driver and right-front passenger and head curtain side-impact air bags* for front and rear outboard seating positions*
- Pedal Release System
- StabiliTrak® stability enhancement system with Traction Control
- PASS-Key III Plus theft-deterrent system
- Daytime Running Lamps with automatic lamp control
- OnStar® 6-month Directions & Connections Plan¹ with Turn-by-Turn Navigation (fleet delete available)
- Tire Pressure Monitoring System**

INTERIOR

- Deluxe front bucket seats with passenger seat fold-down
- Rear seat with fold-down 60/40 split seatback
- Air conditioning
- Cruise control
- Driver Information Center
- Remote Keyless Entry
- Tilt/telescoping steering column
- 3 auxiliary power outlets
- AM/FM stereo with CD/MP3, auxiliary input jack, SiriusXM® Radio² with 3-month trial, steering wheel controls, USB port¹²
- Bluetooth® wireless technology for select phones¹¹
- Rear cargo convenience net

MECHANICAL

- Front-wheel drive
- 2.4L SIDI I-4 VVT engine with 182 hp
- 6-speed automatic transmission with ECO mode
- 4-wheel disc antilock brake system
- 4-wheel independent suspension
- Power rack-and-pinion steering



2013 Model Year shown



2013 Model Year shown

EXTERIOR

- Intermittent front and rear wipers
- Folding, power rearview mirrors
- P235/60R17 all-season tires and alloy wheels
- Luggage rack side rails
- Rear lift gate

SELECT OPTIONAL FEATURES

Options are available on certain models only. See your Ordering Guide for details.

- Seat options: 8-way power driver seat, leather appointed seating, heated front seats
- Remote vehicle starter system
- Universal Home Remote
- Rear vision camera system
- Power sunroof
- Automatic climate control
- Cargo cover
- Rear flex net cargo organizer
- Premium 10-speaker system
- Trailering package
- Front fog lamps
- 17" and 18" aluminum wheels
- Rainsense® windshield wipers
- Chevrolet MyLink¹⁸ radio, diagonal color touch-screen display AM/FM/HD Radio™/SiriusXM® Radio² with 3-month trial, CD player, includes Bluetooth® streaming audio for music and select phones¹¹; Hands-Free smartphone integration
- Chevrolet MyLink¹⁸ radio with Navigation⁸, diagonal color touch-screen display AM/FM/HD Radio™/SiriusXM® Radio² with 3-month trial, CD player and GPS navigation system⁸, includes Bluetooth® streaming audio for music and select phones¹¹; Hands-Free smartphone integration

* Always use safety belts and the correct child restraint for your child's age and size, even in vehicles equipped with air bags. Even in vehicles equipped with Passenger Sensing System, children are safer when properly secured in a rear seat in an appropriate infant, child or booster seat. Never place a rear-facing infant restraint in the front seat of any vehicle equipped with an active frontal air bag. See your vehicle Owner Manual and child safety seat instructions for more information.

** Tire Pressure Monitoring System does not apply to spare tire.

EFFICIENT FEATURES

- ▶ Standard 4-cylinder engine
- ▶ Standard Spark Ignition Direct Injection
- ▶ Standard 6-speed automatic transmission
- ▶ Standard ECO mode on the transmission

MODEL AVAILABILITY

	Crossover
Captiva Sport FWD 1LS	1LD26
Captiva Sport FWD 2LS	1LD26
Captiva Sport FWD LT	1LE26
Captiva Sport FWD LTZ	1LN26

SPECIFICATIONS

(inches unless otherwise stated)	Crossover
Wheelbase	106.6
Length	180.1
Width	72.8
Height	67.0
Seating ¹⁹ f/r	2/3
Head room f/r	40.2/39.3
Shoulder room f/r	56.0/55.9
Leg room f/r	40.7/36.9
Max. cargo vol. ³ (cubic feet)	56.4
Approx. fuel capacity (gallons)	19.0
Max. towing capacity ⁶ (pounds)	1500



SELECT STANDARD FEATURES

Features based on LS model unless otherwise noted.

SAFETY AND SECURITY

- Dual-stage, frontal, driver and right front passenger air bags* with Passenger Sensing System*, thorax side-impact, seat mounted, driver and right front passenger, head curtain, side front and rear outboard seating positions*
- LATCH (Lower Anchors and Top tethers for CHildren)
- Electric rear door child security power locks
- StabiliTrak® stability enhancement system
- Theft-deterrent alarm system
- Daytime Running Lamps
- OnStar® 6-month Directions & Connections Plan¹ with Turn-by-Turn Navigation (fleet delete available)
- Tire Pressure Monitoring System**

INTERIOR

- Front reclining bucket seats with driver power lumbar and power height adjuster
- MultiFlex sliding, reclining rear seat with 60/40 split seatback
- Air conditioning
- Cruise control
- Driver Information Center
- Remote Keyless Entry
- Tilt/telescoping steering column
- AM/FM/SiriusXM® Radio² with 3-month trial, CD player and MP3/WMA playback capability, 80-watt 6-speaker system, auxiliary input jack and USB port¹² (SiriusXM® Radio² with 3-month trial fleet delete available)
- Bluetooth® wireless technology for select phones¹¹

MECHANICAL

- Front- or all-wheel drive
- 2.4L DOHC 4-cylinder engine with SIDI and VVT***
- 6-speed automatic transmission
- 4-wheel disc antilock brake system
- 4-wheel independent suspension
- Variable-assist electric power steering



EFFICIENT FEATURES

- > Standard 4-cylinder engine
- > Standard Spark Ignition Direct Injection
- > Standard 6-speed automatic transmission

EXTERIOR

- Intermittent front and rear wipers
- Outside power-adjustable, manual-folding mirrors and integral spotter mirror
- P225/65R17 all-season tires with aluminum wheels
- Compact spare tire on aluminum wheel
- Rear lift gate

SELECT OPTIONAL FEATURES

Options are available on certain models only. See your Ordering Guide for details.

- 3.6L V6 SIDI with VVT (Variable Valve Timing), 301 hp and FlexFuel⁹ capability
- Seat options: 8-way power driver and front passenger seats, leather appointed seating, heated front seats
- Power sunroof
- Cargo cover
- Audio options: Color Touch navigation⁸ with Chevrolet MyLink¹⁸, AM/FM/SiriusXM[®] Radio² with 3-month trial, CD player and MP3 playback, 7" diagonal touch screen display, GPS navigation⁸ system, USB port¹², Radio Data System (RDS) auxiliary input jack and outside temperature indicator
- Entertainment system: Rear seat dual-player DVD, includes rear seat dual-display DVD in the seat backs with dual-wireless headphones
- Front halogen fog lamps
- 18- and 19-inch chrome-clad aluminum wheels
- Luggage rack side rails
- Remote Vehicle Starter System
- Power programmable rear lift gate with fixed glass
- Ultrasonic Rear Parking Assist
- Rear vision camera system
- Forward collision alert and lane departure warning

* Always use safety belts and the correct child restraint for your child's age and size, even in vehicles equipped with air bags. Even in vehicles equipped with Passenger Sensing System, children are safer when properly secured in a rear seat in an appropriate infant, child or booster seat. Never place a rear-facing infant restraint in the front seat of any vehicle equipped with an active frontal air bag. See your vehicle Owner Manual and child safety seat instructions for more information.

** Tire Pressure Monitoring System does not apply to spare tire.

*** Available with Federal Emissions only

AVAILABLE EXTERIOR COLORS¹⁰

-  G7P Red Rock Metallic⁷ (new)
-  GAZ Summit White
-  GLJ Ashen Gray Metallic
-  GWS Silver Topaz Metallic (new)
-  GBA Black
-  GWT Champagne Silver Metallic
-  GAN Silver Ice Metallic
-  GBE Crystal Red Tintcoat⁷
-  GWY Atlantis Blue Metallic
-  GAR Black Granite Metallic⁷
-  GBN White Diamond Tricoat⁷
-  GXG Tungsten Metallic

MODEL AVAILABILITY

	Crossover
Equinox FWD LS	1LF26
Equinox AWD LS	1LG26
Equinox FWD LT	1LH26
Equinox AWD LT	1LK26
Equinox FWD LTZ	1LJ26
Equinox AWD LTZ	1LM26

SPECIFICATIONS

(inches unless otherwise stated)	Crossover
Wheelbase	112.5
Length	187.8
Width	72.5
Height	66.3
Seating ¹⁹ f/r	2/3
Head room f/r	40.9/39.2
Shoulder room f/r	55.8/55.3
Leg room f/r	41.2/39.9
Max. cargo vol. ³ (cubic feet)	63.7
Approx. fuel capacity (gallons)	18.8 (I4); 20.9 (V6)
Max. towing capacity ⁴ (pounds)	1500 (I4); 3500 (V6)



SELECT STANDARD FEATURES

Features based on 1SB unless otherwise noted

SAFETY AND SECURITY

- 10 standard air bags* including driver and front passenger frontal air bags, driver and front passenger knee air bags*, front and rear thorax air bags* (all outboard positions), side curtain air bags* for front and rear outboard passengers
- StabiliTrak® with traction control
- Four-wheel disc brakes with ABS and electronic brake force distribution
- Cornering brake control and brake assist
- OnStar® 6-month Directions and Connections Plan¹

INTERIOR

- Quiet Tuning with active noise cancellation technology
- AM/FM/SiriusXM® Radio² with 3-month trial, MP3 CD player, IntelliLink¹³ with 7" diagonal color LCD display, USB port¹², Radio Data System (RDS) and auxiliary input jack
- Bluetooth® for phone¹¹
- Leather-wrapped steering wheel with audio and phone controls
- Touches of warm wood tones and chrome accents, with ice blue ambient lighting
- Premium seats with high-density foam and contemporary cloth/leatherette
- Six-way, power-adjustable driver's seat with lumbar adjustments
- Fold flat 2nd row seats and front passenger flat-folding seat
- Rear Vision Camera

MECHANICAL

- Ecotec 1.4L turbo four-cylinder engine with 138 horsepower
- Six-speed automatic electronically controlled transmission
- MacPherson strut front and compound crank (torsion beam) rear suspension
- Column-mounted, variable-effort electric power steering



EXTERIOR

- Blue-accented projector-beam headlamps
- Chrome waterfall grille, portholes, chrome accents & surround
- 18-inch, five-spoke painted aluminum wheels
- Painted lower body panels

SELECT OPTIONAL FEATURES

Options are available on certain models only. See your Ordering Guide for details.

- Navigation⁸ system (w/IntelliLink¹³)
- Side Blind Zone Alert¹⁷
- Rear Cross Traffic Alert
- Forward collision alert and lane departure warning
- Front and rear park assist
- Leather appointed seats with heat and driver memory
- Dual-zone automatic climate control
- Remote vehicle start
- Bose[®] premium sound system
- Heated, leather-wrapped steering wheel with audio controls
- Power passenger seat
- All-wheel-drive
- Seven-spoke chrome wheels
- Rainsense wipers

* Always use safety belts and the correct child restraint for your child's age and size, even in vehicles equipped with air bags. Even in vehicles equipped with Passenger Sensing System, children are safer when properly secured in a rear seat in an appropriate infant, child or booster seat. Never place a rear-facing infant restraint in the front seat of any vehicle equipped with an active frontal air bag. See your vehicle Owner Manual and child safety seat instructions for more information.

AVAILABLE EXTERIOR COLORS¹⁰



EFFICIENT FEATURES

► EPA estimated 33MPG highway fuel economy



MODEL AVAILABILITY

	Crossover
Encore FWD	4JU76
Encore AWD	4JM76
Encore FWD 1SL and 1SN	4JV76
Encore AWD 1SL and 1SN	4JN76

SPECIFICATIONS

(inches unless otherwise stated)	Crossover
Wheelbase	100.6
Width	69.9
Overall Length	168.5
Overall Height	65.2
Head room f/r	39.6/38.8
Shoulder room f/r	54.1/52.5
Leg room f/r	40.8/35.7
Max. cargo vol. (2nd row seats down) ³ (cubic feet)	48.4
Approx. fuel capacity (gallons)	14
Turning Circle (feet)	36.7
Seating ¹⁹ f/r	2/3



AVAILABLE EXTERIOR COLORS¹⁰

- 17U Quicksilver Metallic
- 58U Carbon Black Metallic⁷
- GWT Champagne Silver Metallic
- 40U Summit White
- 89U Crystal Red Tintcoat⁷
- GWY Atlantis Blue Metallic
- 57U Cyber Gray Metallic
- 98U White Diamond Tricoat⁷
- GXG Iridium Metallic

EFFICIENT FEATURES

- Standard Spark Ignition Direct Injection
- Standard Variable Valve Timing
- Standard 6-speed automatic transmission

SELECT STANDARD FEATURES

Features based on SLE-1 unless otherwise noted.

SAFETY AND SECURITY

- Frontal and side-impact for driver and front passenger and head curtain side-impact air bags* for all rows in outboard seating positions (SLE1)
- Frontal and side-impact air bags* for driver and front passenger, driver inboard seat-mounted side-impact and head curtain side-impact air bags* for all rows in outboard seating positions (SLE2, SLT1, SLT2 and Denali)
- Front passenger air bag* suppression
- Rear door child security locks
- OnStar[®] 6-month Directions & Connections Plan¹ with Turn-by-Turn Navigation (fleet delete available)
- StabiliTrak[®] stability enhancement system with traction control
- PASS-Key III theft-deterrent system
- Daytime Running Lamps and automatic lamp control
- Tire Pressure Monitoring System**
- Integral blind zone spotter mirror

INTERIOR

- Front reclining bucket seats
- 8-passenger seating with 2nd-row 60/40 split-bench and 3rd-row 60/40 split-bench seat
- Front and rear climate control
- Tilt/telescoping adjustable steering column
- Rear Vision Camera
- Color Touch AM/FM/HD Radio™/SiriusXM[®] Radio² with CD player, 6.5" diagonal touch screen display, USB port¹² and auxiliary input jack
- Bluetooth[®] wireless technology for select phones¹¹
- Rear-window defogger
- Remote Keyless Entry
- Programmable power door locks
- Cruise control
- Compact spare tire and jack

MECHANICAL

- Front- or all-wheel drive
- 3.6L V6 SIDI VVT with 288 hp and 270 lb.-ft. torque
- 6-speed automatic transmission
- 4-wheel disc antilock brake system with panic brake assist
- Independent front and rear suspension
- Power steering

EXTERIOR

- Intermittent front windshield wipers
- Dual halogen projector headlamps
- P255/65R18 all-season tires
- 18" aluminum wheels
- Roof rails
- Rear liftgate with wiper/washer

SELECT OPTIONAL FEATURES

Options are available on certain models only. See your Ordering Guide for details.

- Seating options: 7-passenger seating with 2nd-row Captain's Chairs, 8-way power driver and passenger, leather seating, heated front seats, heated and cooled front seats, memory driver seat
- Tri-zone automatic climate control
- Household-style, 3-prong 115-volt power outlet
- Dual SkyScape 2-panel power sunroof
- AM/FM/HD Radio™/SiriusXM[®] Radio² with 3-month trial, IntelliLink¹³: rear seat DVD entertainment system, steering wheel mounted controls, Color Touch navigation system,⁸ Bose[®] premium speaker system, rear audio controls
- Head-Up Display
- Trailering equipment
- HID headlamps
- Power liftgate
- Remote Vehicle Start
- Ultrasonic Rear Parking Assist
- Leather-wrapped steering wheel
- Forward collision alert and lane departure warning

** Always use safety belts and the correct child restraint for your child's age and size, even in vehicles equipped with air bags. Even in vehicles equipped with Passenger Sensing System, children are safer when properly secured in a rear seat in an appropriate infant, child or booster seat. Never place a rear-facing infant restraint in the front seat of any vehicle equipped with an active frontal air bag. See your vehicle Owner Manual and child safety seat instructions for more information.*

*** Tire Pressure Monitoring System does not apply to spare tire.*

MODEL AVAILABILITY

	Crossover
Acadia FWD	TR14526
Acadia AWD	TV14526

SPECIFICATIONS

(inches unless otherwise stated)	Crossover
Wheelbase	118.9
Length	200.8
Width	78.9
Height (without luggage rack)	70.4
Max. seating ¹⁹ f/m/r	2/3/3
Head room f/m/r	40.3/39.6/38.4
Shoulder room f/m/r	61.6/61.0/57.8
Leg room f/m/r	41.3/36.8/33.2
Max. cargo vol. ³ (cubic feet)	116.1
Approx. fuel capacity (gallons)	22
Max. towing capacity ⁶ (pounds)	5200
Minimum ground clearance (in)	7.6





2013 Model Year shown

SELECT STANDARD FEATURES

Features based on SLE-1 model unless otherwise noted

SAFETY AND SECURITY

- Dual-stage frontal and thorax side-impact air bags* for driver and right-front passenger and head curtain side-impact air bags* for front and rear outboard seating positions; includes Passenger Sensing System*
- LATCH (Lower Anchors and Top tethers for Children) system
- Electric rear door child security locks
- Blind zone mirrors
- StabiliTrak® stability enhancement system and traction control
- Standard rearview camera system
- Daytime Running Lamps
- OnStar® 6-month Directions & Connections Plan¹ with Turn-by-Turn Navigation (fleet delete available)
- Tire Pressure Monitoring System**

INTERIOR

- Front reclining bucket seats with driver power lumbar and power height adjuster
- MultiFlex sliding, reclining rear seat with 60/40 split seatback
- Air conditioning
- Driver Information Center
- Remote Keyless Entry
- Tilt/telescoping steering column
- AM/FM stereo with CD/MP3, touch screen, USB port,¹² digital clock, auxiliary input jack, SiriusXM® Radio² with 3-month trial (fleet delete available)
- Bluetooth® for phone¹¹
- Inside rearview auto-dimming mirror
- Rear vision camera system

MECHANICAL

- Front-wheel drive
- 2.4L SIDI I-4 engine with 182 hp and E85 FlexFuel⁹ capability***
- 6-speed automatic transmission
- 4-wheel disc antilock brake system
- 4-wheel independent suspension
- Variable-assist electric power steering



EXTERIOR

- Front halogen fog lamps
- Intermittent front and rear wipers
- Folding, body-color power heated rearview mirrors
- P225/65R17 all-season tires and aluminum wheels
- Rear lift gate
- Deep tint glass

SELECT OPTIONAL FEATURES

Options are available on certain models only. See your Ordering Guide for details.

- 3.6L V6 SIDI with VVT (Variable Valve Timing) engine with 301 hp
- All-wheel drive
- Seat options: 8-way power and power lumbar driver and passenger seat, leather appointed seating, heated front seats
- Automatic climate control
- Cargo Package
- Power sunroof
- Audio System: Color Touch navigation⁸ with IntelliLink¹³, AM/FM/SiriusXM[®] Radio² with 3-month trial, CD/MP3, 7-inch diagonal touch screen display, GPS navigation⁸, USB port¹², auxiliary jack and outside temperature display
- IntelliLink¹³ with Bluetooth[®] streaming audio¹¹
- Rear seat dual display DVD entertainment system
- Trailering equipment
- 18- and 19-inch chrome clad aluminum wheels
- Luggage rack crossbars
- Remote Vehicle Starter System
- Power programmable rear lift gate with fixed glass
- Ultrasonic Rear Parking Assist
- Safety Package with Forward Collision Alert, Lane Departure Warning and Rear Park Assist
- Universal Home Remote

* Always use safety belts and the correct child restraint for your child's age and size, even in vehicles equipped with air bags. Even in vehicles equipped with Passenger Sensing System, children are safer when properly secured in a rear seat in an appropriate infant, child or booster seat. Never place a rear-facing infant restraint in the front seat of any vehicle equipped with an active frontal air bag. See your vehicle Owner Manual and child safety seat instructions for more information.

** Tire Pressure Monitoring System does not apply to spare tire.

*** Available with Federal Emissions only

AVAILABLE EXTERIOR COLORS¹⁰



EFFICIENT FEATURES

- ▶ Standard 4-cylinder engine
- ▶ Standard Spark Ignition Direct Injection
- ▶ Standard 6-speed automatic transmission

MODEL AVAILABILITY

	Crossover
Terrain FWD SLE-1	TLF26
Terrain FWD SLE-2 and SLT-1	TLH26
Terrain AWD SLE-1	TLG26
Terrain AWD SLE-2 and SLT-1	TLK26
Terrain FWD SLT-2	TLJ26
Terrain AWD SLT-2	TLM26

SPECIFICATIONS

(inches unless otherwise stated)	Crossover
Wheelbase	112.5
Length	185.3
Width	72.8
Height	66.3
Seating ¹⁹ f/r	2/3
Head room f/r	39.8/39.2
Shoulder room f/r	55.7/55.3
Leg room f/r	41.2/39.9
Max. cargo vol. ³ (cubic feet)	63.9
Approx. fuel capacity (gallons)	18 (I-4); 20 (V6)
Max. towing capacity ⁶ (pounds)	1500 (I-4); 3500 (V6)



SELECT STANDARD FEATURES

Features based on 1LS unless otherwise noted.

SAFETY AND SECURITY

- Frontal and side-impact air bags* for driver and front passenger and head curtain side-impact for all rows in outboard seating positions
- Head curtain side-impact air bags* for all 3 rows; includes rollover sensing
- Rear door child security locks
- OnStar® 6-month Directions & Connections Plan¹ with Turn-by-Turn Navigation (fleet delete available)
- StabiliTrak® stability enhancement system
- Daytime Running Lamps and automatic lamp control
- Tire Pressure Monitoring System**
- Integral spotter mirror

INTERIOR

- Front reclining bucket seats
- 8-passenger seating with 2nd-row and 3rd-row 60/40 flat-folding split-bench seats
- Front and rear air conditioning
- 12 cupholders
- Driver Information Center Cruise control
- Power windows with driver Express-Down
- Tilt/telescoping adjustable steering column
- Color Touch AM/FM/HD Radio™/SiriusXM® Radio² with 3-month trial, CD player, 6.5" diagonal touch screen display, USB port¹² and auxiliary input jack, Rear Vision Camera display integrated into Color Touch Radio
- SiriusXM® Radio² with 3-month trial (fleet delete available)
- Bluetooth® wireless technology for select phones¹¹
- Remote Keyless Entry Programmable power door locks
- Storage under rear cargo area
- Spare tire and jack

MECHANICAL

- Front- or all-wheel drive
- 3.6L VVT V6 SIDI with 281 hp and 266 lb.-ft. of torque (with single exhaust)
- 6-speed automatic transmission
- 4-wheel disc antilock brakes
- Independent front and rear suspension
- Power steering



2013 Model Year shown



EFFICIENT FEATURES

- ▶ Standard Spark Ignition Direct Injection
- ▶ Standard Variable Valve Timing
- ▶ Standard 6-speed automatic transmission

EXTERIOR

- Intermittent front windshield wipers
- P245/70R17 all-season tires
- Spare tire, jack and equipment
- Steel wheels
- Liftgate with wiper/washer

SELECT OPTIONAL FEATURES

Options are available on certain models only. See your Ordering Guide for details.

- Frontal and side-impact air bags* for driver and front passenger, driver inboard seat-mounted side-impact and head curtain side-impact air bags* for all rows in outboard seating positions
- All-Star Edition, includes Color Touch AM/FM/HD Radio™/ SiriusXM® Radio² with 3-month trial, CD player and MyLink¹⁸, heated driver and front passenger seats, Universal Home Remote, P255/55R20 H-rated blackwall tires and 4 - 20" x 7.5" aluminum wheels
- Seating options: 7-passenger seating with 2nd-row Captain's Chairs, 8-way power driver and front passenger, leather-appointed seating surfaces, heated and cooled front seats, memory
- Audio options: Color Touch navigation⁸, high-definition radio (HD), Bose® 5.1 surround sound, rear-seat DVD entertainment center, USB port¹²
- Chevrolet MyLink¹⁸, includes Bluetooth®¹¹ streaming audio for music and select phones¹¹; Hands-Free smartphone integration with Pandora® smartphone compatible¹⁴; voice-activated technology for radio and phone
- NavTraffic¹⁶
- Universal Home Remote
- Heated steering wheel
- Tri-zone automatic climate control
- Trailering equipment
- Variable-effort power steering
- Power sunroof with rear skylight
- Side Blind Zone Alert¹⁷ with Cross Traffic Alert
- Outside heated rearview mirrors with turn signals
- 18- and 20-inch aluminum wheels
- Power liftgate
- Remote Vehicle Start System
- Ultrasonic Rear Park Assist
- Forward Collision Alert and Lane Departure Warning

* Always use safety belts and the correct child restraint for your child's age and size, even in vehicles equipped with air bags. Even in vehicles equipped with Passenger Sensing System, children are safer when properly secured in a rear seat in an appropriate infant, child or booster seat. Never place a rear-facing infant restraint in the front seat of any vehicle equipped with an active frontal air bag. See your vehicle Owner Manual and child safety seat instructions for more information.

** Tire Pressure Monitoring System does not apply to spare tire.

AVAILABLE EXTERIOR COLORS¹⁰

- | | | |
|---|---|---|
|  17U Silver Ice Metallic |  58U Black Granite Metallic ⁷ |  GWT Champagne Silver Metallic |
|  40U White |  89U Crystal Red Tintcoat ⁷ |  GWY Atlantis Blue Metallic |
|  57U Cyber Gray Metallic |  98U White Diamond Tricoat ⁷ |  GXG Tungsten Metallic |

MODEL AVAILABILITY

	Crossover
Traverse FWD	CR14526
Traverse AWD	CV14526

SPECIFICATIONS

(inches unless otherwise stated)	Crossover
Wheelbase	118.9
Length	203.7
Width	78.5
Height (without luggage rack)	69.9
Seating (max.) ¹⁹	2/3/3
Head room f/m/r	40.4/39.4/37.8
Shoulder room f/m/r	61.5/61.0/57.6
Leg room f/m/r	41.3/36.8/33.2
Max. cargo vol. ³ (cubic feet)	116.3
Approx. fuel capacity (gallons)	22
Max. towing capacity ⁶ (pounds)	5200
Minimum ground clearance (in)	7.6



SELECT STANDARD FEATURES

Features based on 1SD unless otherwise noted

SAFETY AND SECURITY

- Frontal and side-impact air bags* for driver and front passenger, driver inboard seat-mounted side-impact and head curtain side-impact for all rows in outboard seating positions
- Rearview camera system integrated into IntelliLink¹³ display
- Front passenger air bag* suppression
- Automatic Occupant Sensing System
- Rear door child security locks
- OnStar® 6-month Directions & Connections Plan¹ with Turn-by-Turn Navigation
- StabiliTrak® stability enhancement system and Traction Control
- PASS-Key III theft-deterrent system
- Daytime Running Lamps and automatic lamp control
- Tire Pressure Monitoring System**

INTERIOR

- QuietTuning™
- Front reclining bucket seats
- 7-passenger seating with 2nd-row flat-folding Captain's Chairs and 3rd-row 60/40 split-bench seat
- Tri-zone automatic climate control
- Remote Keyless Entry System
- Power windows with driver express up/down
- Tilt/telescoping adjustable steering column
- Color Touch AM/FM/HD Radio™/SiriusXM® Radio² with 3-month trial, CD player, IntelliLink¹³ with 6.5" diagonal touch screen display, USB port¹² and auxiliary input jack
- Bluetooth® for phone¹¹
- Programmable power door locks
- Universal Home Remote
- Compact spare tire and jack
- Two USB charging ports¹² in rear of front console



EFFICIENT FEATURES

- ▶ Standard Spark Ignition Direct Injection
- ▶ Standard Variable Valve Timing
- ▶ Standard 6-speed automatic transmission

MECHANICAL

- Front- or all-wheel drive
- 3.6L V6 SIDI VVT with 288 hp and 270 lb.-ft. torque
- 6-speed automatic transmission
- 4-wheel disc antilock brake system with panic brake assist
- Independent 4-wheel suspension
- Variable-effort power steering

EXTERIOR

- Intermittent front windshield wipers
- High-intensity discharge Xenon projector headlamps
- P255/65R18-109S all-season, blackwall tires
- 18-inch painted aluminum wheels
- Power liftgate with wiper/washer
- Dual-outlet stainless-steel exhaust integrated into fascia

SELECT OPTIONAL FEATURES

Options are available on certain models only. See your Ordering Guide for details.

- Seating options: 8-passenger seating with 2nd-row 60/40 split-bench, 8-way power passenger seat, leather seating surfaces, heated front seats, heated and cooled front seats, memory driver seat
- Audio options: rear seat DVD entertainment system, navigation⁸ system, Bose[®] Sound System
- NavTraffic¹⁶
- Household-type 3-prong power outlet
- Trailing Provision Package
- 2-panel power sunroof, tilt-sliding front and fixed rear with manual sunscreen
- New 19- and 20-inch aluminum wheels
- Luxury Package including power folding outside rearview mirrors with turn signals and driver auto-dimming; articulating headlamps; power tilt/telescoping adjustable steering column; heated and cooled front seats
- Side Blind Zone Alert¹⁷ with Cross Traffic Alert
- Forward Collision Alert and Lane Departure Warning

* Always use safety belts and the correct child restraint for your child's age and size, even in vehicles equipped with air bags. Even in vehicles equipped with Passenger Sensing System, children are safer when properly secured in a rear seat in an appropriate infant, child or booster seat. Never place a rear-facing infant restraint in the front seat of any vehicle equipped with an active frontal air bag. See your vehicle Owner Manual and child safety seat instructions for more information.

** Tire Pressure Monitoring System does not apply to spare tire.

AVAILABLE EXTERIOR COLORS¹⁰

- | | | |
|--|--|-------------------------------|
| 17U Quicksilver Metallic | 89U Crystal Red Tintcoat ⁷ | GWT Champagne Silver Metallic |
| 40U White Opal | 98U White Diamond Tricoat ⁷ | GWY Atlantis Blue Metallic |
| 57U Cyber Gray Metallic | GVU Mocha Bronze Metallic | GXG Iridium Metallic |
| 58U Carbon Black Metallic ⁷ | | |

MODEL AVAILABILITY

	Crossover
Enclave FWD	4R14526
Enclave AWD	4V14526

SPECIFICATIONS

(inches unless otherwise stated)	Crossover
Wheelbase	118.9
Length	201.9
Width	79.0
Height (without luggage rack)	70.3
Max. seating ¹⁹ f/m/r	2/3/3
Head room f/m/r	40.4/39.4/37.8
Shoulder room f/m/r	61.6/61.3/57.4
Leg room f/m/r	41.3/36.8/33.2
Max. cargo vol. ³ (cubic feet)	115.2
Approx. fuel capacity (gallons)	22
Max. towing capacity ⁶ (pounds)	4500
Minimum ground clearance (in)	7.6



AVAILABLE EXTERIOR COLORS¹⁰

-  GLJ Graphite Metallic (new)
-  GAR Black Ice Metallic⁷
-  GBR Platinum Ice Tricoat⁷
-  GWX Terra Mocha Metallic (new)
-  GBA Black Raven
-  GWS Glacier Blue Metallic
-  GXH Sapphire Blue Metallic (new)
-  GBE Crystal Red Tintcoat⁷
-  GWT Silver Coast Metallic
-  GAN Radiant Silver Metallic

SELECT STANDARD FEATURES

Features based on 1SA unless otherwise noted.

SAFETY AND SECURITY

- Dual-stage air bags* for frontal and side-impact, driver and right-front passenger and head curtain side-impact, front and rear outboard seating positions, includes Passenger Sensing System*
- OnStar® 1-year Directions & Connections Plan¹ with Turn-by-Turn Navigation
- StabiliTrak® stability enhancement system
- Theft-deterrent alarm system and PASS-Key III theft-deterrent system
- Daytime Running Lamps and Twilight Sentinel®
- Tire Pressure Monitoring System**

INTERIOR

- Front reclining bucket seats with 8-way driver power adjuster
- Rear 60/40 split-folding seats with recline
- AM/FM stereo, single disc CD player, dual USB ports¹², SD card slot¹³ and auxiliary jack with HD Radio™ and SiriusXM® Radio² with 3-month trial, and Bose® premium 8-speaker system
- Dual-zone automatic climate control
- Manual rake and telescopic steering column
- Leather-wrapped steering wheel with controls
- Programmable power door locks
- Bluetooth® for phone¹¹

MECHANICAL

- Front- or all-wheel drive
- 3.6L VVT V6 with SIDI-308 hp
- 6-speed automatic transmission with tap-up/tap-down shifting
- Full-function traction control
- 4-wheel disc antilock brakes
- Power rack-and-pinion steering

EXTERIOR

- Intermittent front windshield wipers
- Outside heated power-adjustable mirrors
- P235/65R18 H-rated all-season tires
- Painted cast aluminum wheels

SELECT OPTIONAL FEATURES

Options are available on certain models only. See your Ordering Guide for details.

- Tri-zone automatic climate control with individual climate settings for driver, right-front passenger and rear passengers
- Seat options: heated rear outboard seats, ventilated driver and passenger seats, memory
- CUE Infotainment¹³ 8" display, Cadillac HMI, includes touch response, haptic feedback, gesture recognition, proximity sensing, articulating storage door/bin, clock display and compass feature
- Navigation⁸ system includes rearview camera and Bose® Surround Sound premium 10-speaker system

- Driver Awareness Package includes Forward Collision Alert, Lane Departure Warning and Safety Alert Seat
- Rear seat DVD entertainment system
- Cargo Management System
- Power adjustable pedals
- Universal Home Remote
- Xenon High-Intensity Discharge (HID) headlamps
- 18- and 20-inch chrome wheels
- Rainsense™ windshield wipers
- Integral front fog lamps
- Front and rear parking assist
- UltraView power sunroof
- Rear Cross-Traffic Alert
- Adaptive Remote Start
- Keyless Access
- Intellibeam® Headlamps
- Motorized restraint safety belts

* Always use safety belts and the correct child restraint for your child's age and size, even in vehicles equipped with air bags. Even in vehicles equipped with Passenger Sensing System, children are safer when properly secured in a rear seat in an appropriate infant, child or booster seat. Never place a rear-facing infant restraint in the front seat of any vehicle equipped with an active frontal air bag. See your vehicle Owner Manual and child safety seat instructions for more information.

** Tire Pressure Monitoring System does not apply to spare tire.

EFFICIENT FEATURES

- ▶ Standard Spark Ignition Direct Injection
- ▶ Standard Variable Valve Timing
- ▶ Standard 6-speed automatic transmission

MODEL AVAILABILITY

	Crossover
SRX FWD	6NG26
SRX AWD	6NL26

SPECIFICATIONS

(inches unless otherwise stated)	Crossover
Wheelbase	110.5
Length	190.3
Width	75.2
Height	65.7
Seating (maximum) ¹⁹	2/3
Head room f/r	39.7/38.4
Shoulder room f/r	58.3/56.3
Leg room f/r	41.2/36.3
Max. cargo vol. ³ (cubic feet)	61.1
Approx. fuel capacity (gallons)	21
Max. towing capacity ⁶ (pounds)	3500



2013 Model Year shown

AVAILABLE EXTERIOR COLORS¹⁰

-  41U Black Raven
-  GAN Radiant Silver Metallic
-  GWT Silver Coast Metallic
-  89U Crystal Red Metallic Tintcoat⁷
-  GHA Mocha Steel Metallic
-  GWU Midnight Plum Metallic⁷
-  98U White Diamond Tricoat⁷

EFFICIENT FEATURES

- > Standard E85 FlexFuel⁹ capability
- > Standard Active Fuel ManagementTM
- > Standard 6-speed automatic transmission

SELECT STANDARD FEATURES

Features based on base model unless otherwise noted.

SAFETY AND SECURITY

- Dual-stage front and side-impact air bags* with Passenger Sensing System*
- Head curtain side-impact air bags* with rollover sensor
- StabiliTrak[®] stability enhancement system with Rollover Mitigation
- OnStar[®] 1-year Directions & Connections Plan¹ with Turn-by-Turn Navigation
- Daytime Running Lamps and Twilight Sentinel[®]

INTERIOR

- Front bucket seats with 14-way power, heated and ventilated, leather seating surfaces and memory
- Middle-row reclining bucket seats, heated
- 50/50 removable 3rd-row seat
- Floor console with rear seat audio and climate controls
- Auto-dimming mirror
- Driver Information Center
- Tri-zone automatic climate control
- Remote Vehicle Starter System
- Rear vision camera system
- Power adjustable pedals
- NavTraffic¹⁶
- Audio system with navigation,⁸ AM/FM/SiriusXM[®] Radio² with 3-month trial, MP3/CD/DVD, rear audio controls, Bose[®], voice recognition and USB port¹²
- Bluetooth[®] for phone¹¹

MECHANICAL

- Vortec 6.2L VVT V8 with 403 hp, E85 FlexFuel⁹ capability and Active Fuel ManagementTM
- 6-speed automatic transmission
- 4-wheel disc antilock brakes
- Automatic rear locking differential
- Automatic level control
- Road-sensing shock absorbers
- Full-function traction control
- Trailering equipment

EXTERIOR

- Xenon HID headlamps
- P265/65R18 all-season tires
- 18-inch aluminum wheels
- Power folding rearview mirrors with ground illumination, turn signals, curb-tilt, driver autodimming
- Ultrasonic Rear Parking Assist
- Rear power lift gate with lift glass

SELECT OPTIONAL FEATURES

Options are available on certain models only. See your Ordering Guide for details.

- Livery Package (ZR3)
- Side Blind Zone Alert¹⁷
- Middle-row 60/40 split-folding seat
- Second-row bench power release
- Heated steering wheel
- Power sunroof
- Rear-seat DVD entertainment system
- Platinum Edition
- Magnetic Ride Control suspension
- IntelliBeam headlamps
- 22-inch aluminum wheels
- Power-retractable assist steps
- Premium Appearance Package, including unique body color upper and lower grilles, modified side vents to match grille, body color body side molding, body color door handles, new rear fascia with dual exhaust outlets, tinted clear CHMSL and tail lamps, new rear two piece appliqué and badge, 22" 7-spoke ultra-bright machined finish aluminum wheels with painted accents

* Always use safety belts and the correct child restraint for your child's age and size, even in vehicles equipped with air bags. Even in vehicles equipped with Passenger Sensing System, children are safer when properly secured in a rear seat in an appropriate infant, child or booster seat. Never place a rear-facing infant restraint in the front seat of any vehicle equipped with an active frontal air bag. See your vehicle Owner Manual and child safety seat instructions for more information.

MODEL AVAILABILITY

	Escalade	Escalade ESV
Rear-wheel drive	6C10706	6C10906
All-wheel drive	6K10706	6K10906

SPECIFICATIONS

(inches unless otherwise stated)	Escalade	Escalade ESV
Wheelbase	116.0	130.0
Length	202.5	222.9
Width	79.0	79.1
Height	75.9	75.5
Seating (maximum) ¹⁹	2/3/3	2/3/3
Head room f/m/r	41.1/39.2/37.9	41.1/38.5/38.1
Shoulder room f/m/r	65.2/65.2/61.7	65.2/65.2/64.7
Leg room f/m/r	41.3/39.0/25.6	41.3/39.5/34.9
Max. cargo vol. ³ (cubic feet)	108.9	137.4
Approx. fuel capacity (gallons)	26	31
Max. towing capacity ⁶ (pounds)	8300	8000



SELECT STANDARD FEATURES

Features based on fleet models unless otherwise noted.

SAFETY AND SECURITY

- Dual-stage front and side-impact air bags* with Passenger Sensing System*
- Head curtain side-impact air bags* with rollover sensor
- Tire Pressure Monitoring System**
- OnStar® 6-month Directions & Connections Plan¹ with Turn-by-Turn Navigation (fleet delete available)
- StabiliTrak® stability enhancement system with electronic trailer sway control and hill start assist
- PASS-Key III theft-deterrent system
- Daytime Running Lamps and automatic lamp control

INTERIOR

- 1st-row bucket seats (retail)
- 1st-row 40/20/40 splitbench reclining front seats with lockable storage (Fleet)
- 2nd-row 60/40 split-folding bench seat
- 3rd-row 50/50 split-folding bench seat (fleet delete available)
- Tri-zone climate control with rear auxiliary air conditioning
- Driver Information Center
- Tilt adjustable steering column with brake/transmission shift interlock
- AM/FM with CD/MP3, USB port,¹² rear controls
- SiriusXM® Radio² with 3-month trial (fleet delete available)
- Bluetooth® for phone¹¹ (retail)

MECHANICAL

- Vortec 5.3L V8 SFI FlexFuel⁹ with Active Fuel Management™
- 6-speed automatic transmission
- 4-wheel disc antilock brake system with hydroboost
- Single-speed transfer case (4WD)
- Trailering equipment



2013 Model Year Tahoe shown

EFFICIENT FEATURES

- Standard E85 FlexFuel⁹ capability
- Standard Active Fuel Management™
- Standard 6-speed automatic transmission

EXTERIOR

- Power, heated mirrors
- Assist steps
- P265/70R17 all-season tires
- Aluminum wheels (steel on 1FL)
- Luggage rack center and side rails
- Rear lift gate with lift glass, wiper/washer

SELECT OPTIONAL FEATURES

Options are available on certain models only. See your Ordering Guide for details.

- Seating options: 40/20/40 splitbench reclining front seats with lockable storage (standard on 1FL), 2nd-row buckets, leather seating surfaces, heated 1st and 2nd row, heated and cooled 1st row, power lumbar, memory
- Power release 2nd-row seats
- Power adjustable pedals
- Heated steering wheel
- Audio options: Bose® system, navigation⁸ system with touch screen and hard drive, rear-seat DVD
- NavTraffic¹⁶
- Autoride suspension
- Z71 Off-Road Suspension
- Rear locking differential
- Autotrac 2-speed transfer case (4WD)
- Heavy-duty Trailering Package
- Integrated trailer brake controller
- 20-inch wheels
- Outside mirror options
- Remote Vehicle Starter System with Remote Keyless Entry
- Ultrasonic Rear Park Assist
- Rear Vision Camera
- Side Blind Zone Alert¹⁷
- Power lift gate
- Fleet Package
- Police Tahoe Package
- Special Services Tahoe Package

* Always use safety belts and the correct child restraint for your child's age and size, even in vehicles equipped with air bags. Even in vehicles equipped with Passenger Sensing System, children are safer when properly secured in a rear seat in an appropriate infant, child or booster seat. Never place a rear-facing infant restraint in the front seat of any vehicle equipped with an active frontal air bag. See your vehicle Owner Manual and child safety seat instructions for more information.
 ** Tire Pressure Monitoring System does not apply to spare tire.

AVAILABLE EXTERIOR COLORS¹⁰

-  41U Black
-  98U White Diamond Tricoat⁷ (LTZ Only)
-  GWT Champagne Silver Metallic
-  50U Summit White
-  GAN Silver Ice Metallic
-  GWU Concord Metallic⁷
-  89U Crystal Red Tintcoat⁷
-  GHA Mocha Steel Metallic

MODEL AVAILABILITY

	Tahoe	Suburban
Tahoe 2WD	CC10706	-
Tahoe 4WD	CK10706	-
Suburban 2WD	-	CC10906
Suburban 4WD	-	CK10906

SPECIFICATIONS

(inches unless otherwise stated)	Tahoe	Suburban
Wheelbase	116.0	130.0
Length	202.0	222.4
Width	79.0	79.1
Height	76.9	76.8
Seating f/m/r (maximum) ¹⁹	3/3/3	3/3/3
Head room f/m/r	41.1/39.2/37.9	41.1/38.5/38.1
Shoulder room f/m/r	65.2/65.2/61.7	65.2/65.2/64.7
Leg room f/m/r	41.3/39.0/25.6	41.3/39.5/34.9
Max. cargo vol. ³ (cubic feet)	108.9	137.4
Approx. fuel capacity (gallons)	26	31
Max. towing capacity ⁶ (pounds)	8200	8100
Minimum ground clearance	9.1	9.1



SELECT STANDARD FEATURES

Features based on Commercial Fleet model 1SA unless otherwise noted

SAFETY AND SECURITY

- Dual-stage front and side-impact air bags* with Passenger Sensing System*
- Head curtain side-impact air bags* with rollover sensor
- LATCH (Lower Anchors and Top tethers for CHildren) system
- Tire Pressure Monitoring System**
- OnStar® 6-month Directions & Connections Plan¹ with Turn-by-Turn Navigation (fleet delete available)
- StabiliTrak® stability enhancement system with Proactive Roll Avoidance
- PASS-Key III theft-deterrent system
- Daytime Running Lamps and automatic lamp control

INTERIOR

- Front bench seat with 40/20/40 split-bench, 6-way power driver
- 2nd-row 60/40 split-folding bench seat
- 3rd-row 50/50 split-folding bench seat
- Tri-zone climate control
- AM/FM with CD/MP3 and rear audio
- SiriusXM® Radio² with 3-month trial (fleet delete available)
- Bluetooth® for phone¹¹

MECHANICAL

- Vortec 5.3L V8 SFI FlexFuel⁹ with Active Fuel Management™ (Yukon, Yukon XL)
- Vortec 6.2L V8 with 403 hp, VVT, Active Fuel Management™ and FlexFuel⁹ (standard Denali)
- 6-speed automatic transmission
- 4-wheel disc antilock brake system
- Rear locking differential
- Single speed transfer case (4WD)
- Trailering equipment



EXTERIOR

- Assist steps
- P265/70R17 all-season tires
- Luggage rack center rails (fleet delete available)
- Rear lift gate with lift glass, wiper/washer

SELECT OPTIONAL FEATURES

Options are available on certain models only. See your Ordering Guide for details.

- Seating options: front bucket with 6-way power driver and front passenger seats with lockable storage (standard on 1SA), 2nd-row bucket seats, leather seating surfaces, heated 1st and 2nd row, power lumbar, memory
- Power release 2nd-row seats
- Power adjustable pedals
- Audio options: touch screen navigation⁸ system, Bose[®] system, rear seat DVD entertainment*, Bluetooth[®] for phone¹¹
- NavTraffic¹⁶
- Remote Vehicle Starter System
- Autotrac 2-speed transfer case (4WD)
- Autoride suspension
- Z71 Off-Road Suspension
- Heavy-Duty Trailering Package
- 20", 22" chrome wheels
- Outside mirror options: power folding, turn signal, curb-tilt, driver auto-dimming
- Side Blind Zone Alert¹⁷
- Rear vision camera
- Fleet Package
- Power lift gate

* Always use safety belts and the correct child restraint for your child's age and size, even in vehicles equipped with air bags. Even in vehicles equipped with Passenger Sensing System, children are safer when properly secured in a rear seat in an appropriate infant, child or booster seat. Never place a rear-facing infant restraint in the front seat of any vehicle equipped with an active frontal air bag. See your vehicle Owner Manual and child safety seat instructions for more information.

** Tire Pressure Monitoring System does not apply to spare tire.

AVAILABLE EXTERIOR COLORS¹⁰



EFFICIENT FEATURES

- ▶ Standard E85 FlexFuel[®] capability
- ▶ Standard Active Fuel Management[™]
- ▶ Standard 6-speed automatic transmission

MODEL AVAILABILITY

	Yukon	Yukon XL
Yukon 2WD/Yukon Denali 2WD	TC10706	-
Yukon 4WD/Yukon Denali AWD	TK10706	-
Yukon XL 2WD/Yukon XL Denali 2WD	-	TC10906
Yukon XL 4WD/Yukon XL Denali AWD	-	TK10906

SPECIFICATIONS

(inches unless otherwise stated)	Yukon	Yukon XL
Wheelbase	116.0	130.0
Length	202.0	222.4
Width	79.0	79.1
Height	76.9	76.8
Seating f/m/r (maximum) ¹⁹	3/3/3	3/3/3
Head room f/m/r	40.3/39.2/37.9	40.3/38.5/38.1
Shoulder room f/m/r	65.2/65.2/61.7	65.2/65.2/64.7
Leg room f/m/r	41.3/39.0/25.6	41.3/39.5/34.9
Max. cargo vol. ³ (cubic feet)	108.9	137.4
Approx. fuel capacity (gallons)	26	31
Max. towing capacity ⁶ (pounds)	8500	8100
Minimum ground clearance	9.0	8.9



AVAILABLE EXTERIOR COLORS¹⁰

- | | | |
|---|---|--|
|  GWX
Brownstone
Metallic (new) |  GBA
Black |  GCN
Victory Red |
|  G56
Blue Granite
Metallic |  GBN
White Diamond
Tricoat ⁷ |  GTS
Blue Topaz
Metallic |
|  GAN
Silver Ice
Metallic |  GCE
Deep Ruby
Metallic |  GXG
Tungsten
Metallic |
|  GAZ
Summit White | | |

SELECT STANDARD FEATURES

Features based on 1WT model unless otherwise noted.

SAFETY AND SECURITY

- Frontal and side-impact air bag* with Passenger Sensing System
- Driver and front passenger head-curtain side-impact, front and rear outboard seating positions with Passenger Sensing System*
- Daytime Running Lamps and automatic lamp control
- StabiliTrak® stability enhancement system
- Tire Pressure Monitoring System**
- Rear child security door locks

INTERIOR

- Reclining front split-bench seat
- Rear bench fold-up seat (Double and Crew Cab)
- Tilt adjustable steering column
- Driver Information Center
- Air conditioning
- Cruise control
- 4.2" color display, AM/FM stereo with USB port,¹² auxiliary jack and SD card slot¹³
- Power door locks
- Power windows (Double and Crew Cab)

ENGINE AVAILABILITY

- 4.3L V6 EcoTec3 with Active Fuel Management, Direct Injection and Variable Valve Timing, with FlexFuel⁹ capability, capable of running on unleaded or up to 85% ethanol (available late summer 2013)
- 5.3L V8 EcoTec3 with Active Fuel Management, Direct Injection and Variable Valve Timing, with Flex Fuel⁹ capability, capable of running on unleaded or up to 85% ethanol (available summer 2013)
- 6.2L V8 EcoTec3 with Active Fuel Management, Direct Injection and Variable Valve Timing (available fall 2013)

MECHANICAL

- 6-speed automatic transmission
- Four-wheel disc antilock brakes
- Independent front and multileaf rear suspension
- Electric Power Steering (EPS) assist, rack and pinion steering
- Heavy-duty battery with rundown protection





ECOTEC3 TECHNOLOGIES

- ▶ Active Fuel Management
- ▶ Direct Injection
- ▶ Variable Valve Timing

EXTERIOR

- Intermittent windshield wipers
- Foldaway rearview mirrors
- P245/70R17 all-season tires
- 6-lug steel wheels with center caps
- Spare tire lock
- Rear bumper corner assist step
- Halogen headlamps
- Cab mounted dual cargo area lamps
- Recovery hooks
- Locking tailgate

SELECT OPTIONAL FEATURES

Options are available on certain models only. See your Ordering Guide for details.

- Seating options: power, buckets, leather seating surfaces, heated
- Power adjustable pedals
- Power rear sliding window with rear defogger
- 8" Color Touch Navigation⁹ with Chevrolet MyLink¹⁸, AM/FM/HD Radio™/SiriusXM[®] Radio² with 3-month trial, USB ports¹², auxiliary jack, SD card slot¹³, Bluetooth[®] streaming audio for music and select phones¹¹, hands-free smartphone integration, Pandora[®] Internet Radio¹⁴ and voice-activated technology for radio and phone; Single-slot CD/MP3 player
- SiriusXM[®] Radio² with 3-month trial and HD Radio™; navigation⁸ system; Bose[®] system; rear seat DVD/Blu-Ray entertainment system

- OnStar[®] 6-month Directions & Connections Plan¹ with Turn-by-Turn Navigation
- NavTraffic¹⁶
- Bluetooth[®] wireless technology for select phones¹¹
- Dual-zone automatic climate control
- Autotrac 4WD
- Automatic locking rear differential
- Trailering packages
- Outside mirror options: camper, power, heated, curb-tilt
- Aluminum wheels
- Remote Vehicle Starter System
- Rear vision camera
- EZ-Lift Tailgate Package
- Ultrasonic Rear Parking Assist
- Four upfitter switches
- Under Body Shield Package
- Snow Plow Prep Package (Regular Cab)

** Always use safety belts and the correct child restraint for your child's age and size, even in vehicles equipped with air bags. Even in vehicles equipped with Passenger Sensing System, children are safer when properly secured in a rear seat in an appropriate infant, child or booster seat. Never place a rear-facing infant restraint in the front seat of any vehicle equipped with an active frontal air bag. See your vehicle Owner Manual and child safety seat instructions for more information.*

*** Tire Pressure Monitoring System does not apply to spare tire.*

**** Available with Federal Emissions only*

SPECIFICATIONS

Model	Box Length (feet)	Model Number/ Drivetrain	Wheelbase (inches)	Maximum GVWR ⁴ (pounds)	Maximum Payload ⁵ (pounds)	Maximum Trailer Weight ⁶ (pounds)	Seating ¹⁹
Regular Cab	6.5	CC15703/RWD	119.0	6600	2088	9300	3
	6.5	CK15703/4WD	119.0	6800	2088	9100	3
	8.0	CC15903/RWD	133.0	6800	2108	10200	3
	8.0	CK15903/4WD	133.0	7000	2059	9900	3
Double Cab	6.5	CC15753/RWD	143.5	7400	2301	12000	6
	6.5	CK15753/4WD	143.5	7600	2266	11800	6
Crew Cab	5.7	CC15543/RWD	143.5	7400	2207	12000	6
	5.7	CK15543/4WD	143.5	7600	2230	11800	6
	6.5	CC15743/RWD	153.7	7400	2147	12000	6
	6.5	CK15743/4WD	153.7	7600	2151	11700	6



FLEXFUEL
E85 ETHANOL



AVAILABLE EXTERIOR COLORS¹⁰



16U
Graystone
Metallic



50U
Summit White



GAN
Silver Ice
Metallic



41U
Black



66U
Deep Ruby
Metallic



GHA
Mocha Steel
Metallic



46U
Blue Granite
Metallic



74U
Victory Red



GTS
Blue Topaz
Metallic

SELECT STANDARD FEATURES

Features based on 1WT model unless otherwise noted.

SAFETY AND SECURITY

- Frontal air bags*
- StabiliTrak® stability enhancement system
- Trailer Sway Control (SRW)
- Daytime Running Lamps and automatic lamp control
- Tire Pressure Monitoring System** (vehicles under 10,001-lb. GVWR⁴)

INTERIOR

- Reclining front 40/20/40 split-bench seat
- Rear bench fold-up seat (Extended and Crew Cab)
- Driver Information Center
- Cruise control
- Air conditioning
- 2 power outlets
- Tilt-wheel adjustable steering column
- Front passenger assist handle
- AM/FM stereo with digital clock

ENGINE AVAILABILITY

- Vortec 6.0L V8 with up to 360 horsepower and E85 FlexFuel⁹ capability on pickup models
- Duramax 6.6L Turbo Diesel V8 with 397 horsepower, 765 lb.-ft. of torque; B20-Diesel compatible
- 6.0L V8 SFI Gaseous CNG (Compressed Natural Gas), with hardened valve seats (select 2500HD models)

MECHANICAL

- 6-speed automatic transmission
- 4-wheel disc antilock brake system
- Independent front and multileaf rear suspension
- Heavy-duty battery with rundown protection and retained accessory power
- External auxiliary transmission oil cooler
- External engine oil cooler





2013 Model Year shown

EFFICIENT FEATURES

- E85 FlexFuel[®] capability on pickup models
- Available Turbo Diesel that is B20-Diesel compatible
- Standard 6-speed automatic transmission
- Bi-Fuel Compressed Natural Gas (CNG) Package available on select models

EXTERIOR

- Intermittent windshield wipers
- Foldaway rearview mirrors
- All-season or all-terrain tires
- 8-lug steel wheels with center caps
- Front frame-mounted recovery hooks
- Front and rear chrome bumpers
- Dual halogen headlamps
- Dual cargo area lamps
- Spare tire lock

SELECT OPTIONAL FEATURES

Options are available on certain models only. See your Ordering Guide for details.

- Side-impact and head curtain side-impact air bags*
- Seating options: power, buckets, leather seating surfaces, heated
- Power adjustable pedals
- Power rear sliding window
- Audio options: 6-disc CD changer, navigation⁸ system, Bose[®] system, DVD entertainment system, MP3 player, USB port,¹² SiriusXM[®] Radio² with 3-month trial
- OnStar[®] 6-month Directions & Connections Plan¹ with Turn-by-Turn Navigation
- NavTraffic¹⁶
- Bluetooth[®] wireless technology for select phones¹¹
- Rear Vision Camera (Requires (PDF) LTZ Package on Fleet and Government orders)

- Allison 1000 6-speed automatic transmission (with Duramax)
- Z71 Suspension
- Electronic shift 4WD
- Automatic locking rear differential
- Trailering packages
- Outside mirror options: camper, power, heated, curb-tilt
- Remote Vehicle Starter System
- EZ-Lift Tailgate Package
- Ultrasonic Rear Parking Assist
- Skid Plate Package
- Snow Plow Prep Package
- Pickup Box Delete
- Spray-on Bed Liner (Requires crew cab model. Not available with (ZW9) pickup box delete, (PDC) On The Job Package, LPO, (VBN) Bed rug, LPO or (VZX) Bed liner, LPO. Not available with any Ship-Thru code.)
- Bi-Fuel Compressed Natural Gas (CNG) Package with Gaseous Fuel Ready Vortec 6.0L and 17 GGE CNG tank available on select 2500 HD models

* Always use safety belts and the correct child restraint for your child's age and size, even in vehicles equipped with air bags. Even in vehicles equipped with Passenger Sensing System, children are safer when properly secured in a rear seat in an appropriate infant, child or booster seat. Never place a rear-facing infant restraint in the front seat of any vehicle equipped with an active frontal air bag. See your vehicle Owner Manual and child safety seat instructions for more information.
 ** Tire Pressure Monitoring System does not apply to spare tire.

SPECIFICATIONS

Model	Box Length (feet)	Model Number/ Drivetrain	Wheelbase (inches)	GVWR ⁴ (pounds)	Maximum Payload ⁵ (pounds)	Maximum Trailer Weight ⁶ (pounds)	Seating ¹⁹
Regular Cab	8.0	CC20903/RWD	133.7	10000	4212	17800	3
	8.0	CK20903/4WD	133.7	9900	3538	17500	3
(SRW/DRW)	8.0	CC30903/RWD	133.7	10400/13400	4625/7222	14500/14200	3
(SRW/DRW)	8.0	CK30903/4WD	133.7	11400/13400	4609/6876	17400/23100	3
Crew Cab	6.5	CC20743/RWD	153.7	10000	3347	16500	6
	6.5	CK20743/4WD	153.7	10000	3066	15800	6
	8.0	CC20943/RWD	167.7	10000	3247	16700	6
	8.0	CK20943/4WD	167.7	10000	3305	14700	6
(SRW)	6.5	CC30743/RWD	153.7	11100	4187	17200	6
(SRW)	6.5	CK30743/4WD	153.7	11500	4109	17000	6
(SRW/DRW)	8.0	CC30943/RWD	167.7	11400/13025	4308/6245	17300/22800	6
(SRW/DRW)	8.0	CK30943/4WD	167.7	11600/13025	4266/5914	16800/22600	6



SELECT STANDARD FEATURES

Features based on 1SA model unless otherwise noted.

SAFETY AND SECURITY

- Dual-stage frontal and side-impact air bags, driver and front passenger and head-curtain and seat-mounted side-impact, front and rear outboard seating positions with Passenger Sensing System*
- Daytime Running Lamps and automatic lamp control
- StabiliTrak® stability enhancement system
- Tire Pressure Monitoring System**

INTERIOR

- Reclining front split-bench seat
- Rear 60/40 folding bench seat (Double and Crew Cab)
- 4.2" color display, AM/FM stereo with USB port¹², auxiliary jack and SD card slot¹³
- Tilt adjustable steering column
- Cruise control
- Monochromatic 3.5 inch display Driver Information Center
- Air conditioning
- Power door locks
- Power windows (Double and Crew Cab)

ENGINE AVAILABILITY

- 4.3L V6 EcoTec3 with Active Fuel Management, Direct Injection and Variable Valve Timing with FlexFuel⁹ capability (available late summer 2013)
- 5.3L V8 EcoTec3 with Active Fuel Management, Direct Injection and Variable Valve Timing with Flex Fuel⁹ capability (available summer 2013)
- 6.2L V8 EcoTec3 with Active Fuel Management, Direct Injection and Variable Valve Timing (available fall 2013)

MECHANICAL

- 6-Speed electronically controlled automatic transmission
- 4-wheel antilock, 4-wheel disc brakes
- Independent front and multileaf rear suspension
- Electric Power Steering (EPS) assist, rack-and-pinion steering
- Heavy-duty battery with rundown protection

EXTERIOR

- Halogen Headlamps



- Intermittent windshield wipers
- Foldaway rearview mirrors
- P245/70R17 all-season tires
- 6-lug steel wheels with center caps
- Spare tire lock
- Box upper tie-downs (four)
- Projector headlamps
- Wheel opening moldings

SELECT OPTIONAL FEATURES

Options are available on certain models only. See your Ordering Guide for details.

- Seating options: leather seating surfaces, heated and cooled, lumbar control, bucket seats, power adjustments
- Dual-zone automatic climate control
- Power adjustable pedals
- Power rear sliding window
- IntelliLink¹³, 8" Color Touch display, AM/FM/HD Radio™/ SiriusXM® Radio² with 3-month trial, auxiliary jack, SD card slot¹³, Bluetooth®¹¹ streaming audio, CD/MP3 player, Pandora® Internet Radio¹⁴, Bose® speaker system, Navigation⁸
- OnStar® 6-month Directions & Connections Plan¹ with Turn-by-Turn Navigation
- NavTraffic¹⁶
- Bluetooth® for phone¹¹
- Autotrac 4WD
- Automatic locking rear differential
- Trailing packages

- All-Terrain Package
- Outside mirror options: camper, heated, curb-tilt, turn signals
- Aluminum wheels
- Remote Vehicle Starter System
- EZ-Lift Tailgate Package
- Ultrasonic Rear Parking Assist
- Rearview camera system
- Four upfitter switches
- Underbody Shield Package
- Snow Plow Prep Package (Regular cab)

* Always use safety belts and the correct child restraint for your child's age and size, even in vehicles equipped with air bags. Even in vehicles equipped with Passenger Sensing System, children are safer when properly secured in a rear seat in an appropriate infant, child or booster seat. Never place a rear-facing infant restraint in the front seat of any vehicle equipped with an active frontal air bag. See your vehicle Owner Manual and child safety seat instructions for more information.

** Tire Pressure Monitoring System does not apply to spare tire.

AVAILABLE EXTERIOR COLORS¹⁰






GWX Bronze Alloy Metallic (new)	GAZ Summit White	GCE Sonoma Red Metallic
GXG Iridium Metallic (new)	GBA Onyx Black	GCN Fire Red
G56 Stealth Gray Metallic	GBN White Diamond Tricoat ⁷	GTS Cobalt Blue Metallic
GAN Quicksilver Metallic		

SPECIFICATIONS

Model	Box Length (feet)	Model Number/ Drivetrain	Wheelbase (inches)	Maximum GVWR ⁴ (pounds)	Maximum Payload ⁵ (pounds)	Maximum Trailer Weight ⁶ (pounds)	Seating ¹⁹
Regular Cab	6.5	TC15703/RWD	119.0	6600	2088	9300	3
	6.5	TK15703/4WD	119.0	6800	2088	9100	3
	8.0	TC15903/RWD	133.0	6800	2108	10200	3
	8.0	TK15903/4WD	133.0	7000	2059	9900	3
Double Cab	6.5	TC15753/RWD	143.5	7400	2301	12000	6
	6.5	TK15753/4WD	143.5	7600	2266	11800	6
Crew Cab	5.7	TC15543/RWD	143.5	7400	2207	12000	6
	5.7	TK15543/4WD	143.5	7600	2230	11800	6
	6.5	TC15743/RWD	153.7	7400	2147	12000	6
	6.5	TK15743/4WD	153.7	7600	2151	11700	6



AVAILABLE EXTERIOR COLORS¹⁰

- | | | |
|---|---|--|
|  16U Steel Gray Metallic |  50U Summit White |  GAN Quicksilver Metallic |
|  41U Onyx Black |  66U Sonoma Red Metallic |  GHA Mocha Steel Metallic |
|  46U Stealth Gray Metallic |  74U Fire Red |  GTS Heritage Blue Metallic |

SELECT STANDARD FEATURES

Features based on 1SA model unless otherwise noted.

SAFETY AND SECURITY

- Frontal air bags*
- StabiliTrak® stability enhancement system
- Trailer Sway Control (SRW)
- Daytime Running Lamps and automatic lamp control
- Tire Pressure Monitoring System** (vehicles under 10,001-lb. GVWR⁴)

INTERIOR

- Reclining front 40/20/40 split-bench seat
- Rear bench fold-up seat (Double and Crew Cab)
- Driver Information Center
- Air conditioning
- 2 power outlets
- Tilt-wheel adjustable steering column
- Front passenger assist handle
- AM/FM stereo with digital clock
- Cruise control

ENGINE AVAILABILITY

- Vortec 6.0L V8 with up to 360 horsepower and E85 FlexFuel⁹ capability on pickup models
- 6.0L V8 SFI Gaseous CNG (Compressed Natural Gas), with hardened valve seats (select 2500HD models)
- Duramax 6.6L Turbo Diesel V8 with 397 horsepower, 765 lb.-ft. of torque; B20-Diesel compatible

MECHANICAL

- 6-speed automatic transmission
- 4-wheel disc antilock brake system
- Independent front and multileaf rear suspension
- Heavy-duty battery with rundown protection and retained accessory power
- External auxiliary transmission oil cooler
- External engine oil cooler





EFFICIENT FEATURES

- E85 FlexFuel[®] capability on pickup models
- Available Turbo Diesel that is B20-Diesel compatible
- Standard 6-speed automatic transmission
- Bi-Fuel Compressed Natural Gas (CNG) Package available on select models

EXTERIOR

- Intermittent windshield wipers
- Foldaway rearview mirrors
- All-season or all-terrain tires
- 8-lug steel wheels with center caps
- Front frame-mounted recovery hooks
- Front and rear chrome bumpers
- Dual halogen headlamps
- Dual cargo area lamps
- Spare tire lock

SELECT OPTIONAL FEATURES

Options are available on certain models only. See your Ordering Guide for details.

- Side-impact and head curtain side-impact air bags*
- Seating options: power, buckets, leather seating surfaces, heated and cooled
- Power adjustable pedals
- Power rear sliding window
- Audio options: 6-disc CD changer, navigation[®] system, Bose[®] system, DVD entertainment system, MP3 player, USB port,¹² SiriusXM[®] Radio² with 3-month trial
- OnStar[®] 6-month Directions & Connections Plan¹ with Turn-by-Turn Navigation
- NavTraffic¹⁶

- Bluetooth[®] wireless technology for select phones¹¹
- Rearview camera system
- Allison 1000 6-speed automatic transmission (with Duramax)
- Z71 Suspension
- Electronic shift 4WD
- Automatic locking rear differential
- Trailering packages
- Outside mirror options: camper, power, heated, curb-tilt
- Remote Vehicle Starter System
- EZ-Lift Tailgate Package
- Ultrasonic Rear Parking Assist
- Skid Plate Package
- Snow Plow Prep Package
- Pickup Box Delete
- Bi-Fuel Compressed Natural Gas (CNG) Package with Gaseous Fuel Ready Vortec 6.0L and 17 GGE CNG tank available on select 2500 HD models

** Always use safety belts and the correct child restraint for your child's age and size, even in vehicles equipped with air bags. Even in vehicles equipped with Passenger Sensing System, children are safer when properly secured in a rear seat in an appropriate infant, child or booster seat. Never place a rear-facing infant restraint in the front seat of any vehicle equipped with an active frontal air bag. See your vehicle Owner Manual and child safety seat instructions for more information.*

*** Tire Pressure Monitoring System does not apply to spare tire.*

SPECIFICATIONS

Model	Box Length (feet)	Model Number/ Drivetrain	Wheelbase (inches)	GVWR ⁴ (pounds)	Maximum Payload ⁵ (pounds)	Maximum Trailer Weight ⁶ (pounds)	Seating ¹⁹
Regular Cab	8.0	TC20903/RWD	133.7	10000	4212	17800	3
	8.0	TK20903/4WD	133.7	9900	3538	17500	3
(SRW/DRW)	8.0	TC30903/RWD	133.7	10400/13400	4625/7222	14500/14200	3
(SRW/DRW)	8.0	TK30903/4WD	133.7	11400/13400	4609/6876	17400/23100	3
Crew Cab	6.5	TK20743/RWD	153.7	10000	3347	16500	6
	6.5	TK20743/4WD	153.7	10000	3066	15800	6
	8.0	TC20943/RWD	167.7	10000	3247	16700	6
	8.0	TK20943/4WD	167.7	10000	3305	14700	6
(SRW)	6.5	TC30743/RWD	153.7	11100	4187	17200	6
(SRW)	6.5	TK30743/4WD	153.7	11500	4109	17000	6
(SRW/DRW)	8.0	TC30943/RWD	167.7	11400/13025	4308/6245	17300/22800	6
(SRW/DRW)	8.0	TK30943/4WD	167.7	11600/13025	4266/5914	16800/22600	6



AVAILABLE EXTERIOR COLORS¹⁰

- 16U Graystone Metallic
- 50U Summit White
- GAN Silver Ice Metallic
- 41U Black
- 66U Deep Ruby Metallic
- GHA Mocha Steel Metallic
- 46U Blue Granite Metallic
- 74U Victory Red
- GTS Blue Topaz Metallic

2013 Model Year shown

SELECT STANDARD FEATURES

Features based on 1WT unless otherwise noted.

SAFETY AND SECURITY

- Frontal air bags* with passenger-side deactivation switch
- Daytime Running Lamps and automatic lamp control

INTERIOR

- Reclining front 40/20/40 split-bench seat
- Rear 60/40 split-bench fold-up seat (Crew Cab)
- Driver Information Center
- Air conditioning
- 2 power outlets
- Tilt-wheel adjustable steering column
- Cruise control
- AM/FM stereo with digital clock

ENGINE AVAILABILITY

- Vortec 6.0L V8 with 322 horsepower and 380 lb.-ft. of torque
- Duramax 6.6L Turbo Diesel V8 engine, B20-Diesel compatible with 397 hp and 765 lb-ft torque

MECHANICAL

- 6-speed automatic transmission
- 4-wheel disc antilock brake system
- Independent front and multileaf rear suspension
- Integrated trailer brake controller
- Heavy-duty battery with rundown protection and retained accessory power
- External auxiliary transmission oil cooler
- External engine oil cooler

EXTERIOR

- Intermittent windshield wipers
- Foldaway camper-style rearview mirrors
- LT235/80R17E highway tires
- 8-lug steel wheels with center caps
- Front frame-mounted recovery hooks
- Front chrome bumper
- Dual halogen headlamps
- Smoked amber roof lamps

SELECT OPTIONAL FEATURES

Options are available on certain models only. See your Ordering Guide for details.

- Seating options: power, buckets, cloth seating surfaces, leather seating surfaces
- Power adjustable pedals
- Power rear sliding window
- Audio options: CD/MP3 player, SiriusXM® Radio² with 3-month trial, USB port,¹² Bose® system
- OnStar® 6-month Directions & Connections Plan¹ with Turn-by-Turn Navigation
- Bluetooth® for phone¹¹
- Allison 1000 6-speed automatic transmission (with available Duramax)
- Electronic shift 4WD with rotary controls
- Automatic locking rear differential
- Exhaust brake (with available Duramax)
- Power Take Off (with available Duramax)
- Single front or rear fuel tanks
- Outside mirror options: power, heated
- Remote Keyless Entry
- Remote Vehicle Starter System
- Skid Plate Package
- Snow Plow Prep Package

* Always use safety belts and the correct child restraint for your child's age and size, even in vehicles equipped with air bags. Even in vehicles equipped with Passenger Sensing System, children are safer when properly secured in a rear seat in an appropriate infant, child or booster seat. Never place a rear-facing infant restraint in the front seat of any vehicle equipped with an active frontal air bag. See your vehicle Owner Manual and child safety seat instructions for more information.

Equipment from independent suppliers is not covered by the GM New Vehicle Limited Warranty. GM is not responsible for the safety or quality of independent supplier alterations.

EFFICIENT FEATURES

- Available Turbo Diesel that is B20-Diesel compatible
- Standard 6-speed automatic transmission

SPECIFICATIONS

Model	Drivetrain	Model Number	Wheelbase (inches)	Maximum GVWR ⁴ (pounds)	Maximum Payload ⁵ (pounds)	Maximum GCWR ⁶ (pounds)	Seating ¹⁹
Regular Cab	RWD	CC31003	137.5	13200	7499	27500	3
	4WD	CK31003	137.5	13200	7066	27500	3
	RWD	CC31403	162.0	13200	7294	27500	3
	4WD	CK31403	162.0	13200	6954	27500	3
Crew Cab	RWD	CC31043	171.5	13200	6791	27500	6
	4WD	CK31043	171.5	13200	6443	27500	6



2013 Model Year shown

AVAILABLE EXTERIOR COLORS¹⁰

-  16U Graystone Metallic
-  50U Summit White
-  GAN Silver Ice Metallic
-  41U Black
-  66U Deep Ruby Metallic
-  GHA Mocha Steel Metallic
-  46U Blue Granite Metallic
-  74U Victory Red
-  GTS Blue Topaz Metallic

SELECT STANDARD FEATURES

Features based on 1SA unless otherwise noted.

SAFETY AND SECURITY

- Frontal air bags* with passenger-side deactivation switch
- Daytime Running Lamps and automatic lamp control

INTERIOR

- Reclining front 40/20/40 split-bench seat
- Rear 60/40 split-bench fold-up seat (Crew Cab)
- Driver Information Center
- Air conditioning
- 2 power outlets
- Tilt-wheel adjustable steering column
- Cruise control
- Front passenger assist handle
- AM/FM stereo with digital clock

ENGINE AVAILABILITY

- Vortec 6.0L V8 with 322 horsepower and 380 lb.-ft. of torque
- Duramax 6.6L Turbo Diesel V8 engine, B20-Diesel compatible with 397 hp and 765 lb-ft torque (available)

MECHANICAL

- 6-speed automatic transmission
- 4-wheel disc antilock brake system
- Independent front and multileaf rear suspension
- Heavy-duty battery with rundown protection and retained accessory power
- External auxiliary transmission oil cooler
- Integrated trailer brake controller
- External engine oil cooler

EXTERIOR

- Intermittent windshield wipers
- Foldaway camper-style rearview mirrors
- LT235/80R17E all-season highway tires
- 8-lug steel wheels with center caps
- Front frame-mounted recovery hooks
- Front chrome bumper
- Dual halogen headlamps
- Smoked amber roof lamps

SELECT OPTIONAL FEATURES

Options are available on certain models only. See your Ordering Guide for details.

- Seating options: power, buckets, cloth seating surfaces, leather seating surfaces
- Power adjustable pedals
- Power rear sliding window
- Audio options: CD/MP3 player, SiriusXM[®] Radio² with 3-month trial, USB port,¹² Bose[®] system
- OnStar[®] 6-month Directions & Connections Plan¹ with Turn-by-Turn Navigation
- Bluetooth[®] for phone¹¹
- Allison 1000 6-speed automatic transmission (with available Duramax)
- Electronic shift 4WD with rotary dial controls
- Automatic locking rear differential
- Exhaust brake (with available Duramax)
- Power Take Off (with available Duramax)
- Single front or rear fuel tanks
- Outside mirror options: camper, power, heated
- Remote Keyless Entry
- Remote Vehicle Starter System
- Skid Plate Package
- Snow Plow Prep Package

* Always use safety belts and the correct child restraint for your child's age and size, even in vehicles equipped with air bags. Even in vehicles equipped with Passenger Sensing System, children are safer when properly secured in a rear seat in an appropriate infant, child or booster seat. Never place a rear-facing infant restraint in the front seat of any vehicle equipped with an active frontal air bag. See your vehicle Owner Manual and child safety seat instructions for more information.

Equipment from independent suppliers is not covered by the GM New Vehicle Limited Warranty. GM is not responsible for the safety or quality of independent supplier alterations.

EFFICIENT FEATURES

- Available Turbo Diesel that is B20-Diesel compatible
- Standard 6-speed automatic transmission

SPECIFICATIONS

Model	Drivetrain	Model Number	Wheelbase (inches)	Maximum GVWR ⁴ (pounds)	Maximum Payload ⁵ (pounds)	Maximum GCWR ⁶ (pounds)	Seating ¹⁹
Regular Cab	RWD	TC31003	137.5	13200	7499	27500	3
	4WD	TK31003	137.5	13200	7066	27500	3
	RWD	TC31403	162.0	13200	7294	27500	3
	4WD	TK31403	162.0	13200	6954	27500	3
Crew Cab	RWD	TC31043	171.5	13200	6791	27500	6
	4WD	TK31043	171.5	13200	6443	27500	6



AVAILABLE EXTERIOR COLORS¹⁰

- | | | |
|-------------------------------|-------------------------|----------------------|
| GAN Silver Ice Metallic (new) | 25U Dark Blue Metallic | 50U Summit White |
| GBV Cyber Gray Metallic (new) | 41U Black | 74U Victory Red |
| GWX Brownstone Metallic (new) | 47U Dark Green Metallic | 86U Wheatland Yellow |

EFFICIENT FEATURES

- E85 FlexFuel[®] capability
- Available 6-speed automatic transmission
- Available Duramax 6.6L Turbo Diesel with B20-Diesel compatibility
- Compressed Natural Gas (CNG) Package Available



SELECT STANDARD FEATURES

Features based on 1LS model unless otherwise noted.

SAFETY AND SECURITY

- Frontal air bags* with Passenger Sensing System* (deactivation switch only on 2500 and 3500)
- Head curtain side-impact air bags* (first 3 rows)
- Enhanced technology glass for 4th and 5th rows (12- and 15-passenger seating)
- StabiliTrak[®] stability enhancement system
- OnStar[®] 6-month Directions & Connections Plan¹ with Turn-by-Turn Navigation (fleet delete available)
- PASS-Key III theft-deterrent system
- Daytime Running Lamps with automatic headlamps
- Tire Pressure Monitoring System**

INTERIOR

- Front high-back, reclining bucket seats
- 8-passenger seating (1500)
- 12-passenger seating (2500/3500)
- Console with storage, 3 cupholders, 2 power outlets
- Full-length black rubberized-vinyl floor covering
- Air conditioning
- Rear air conditioning and heater (on 3500 Extended)
- Power windows and door locks

MECHANICAL

- Vortec 5.3L FlexFuel[®] V8 with 310 hp and 334 lb.-ft. torque (1500)
- Vortec 4.8L V8 with 285 hp and 295 lb.-ft. torque (2500/3500)
- Oil Life Monitoring System
- 4-speed automatic transmission with Tow/Haul mode (1500)
- 6-speed automatic transmission with Tow/Haul mode (2500/3500)
- Independent front suspension
- 4-wheel disc antilock brake system
- Power steering
- Battery with rundown protection and retained accessory power

EXTERIOR

- Halogen headlamps
- Intermittent front windshield wipers
- Swing-out 60/40 passenger-side door
- Swing-out rear doors
- Manual rearview mirrors

SELECT OPTIONAL FEATURES

Options are available on certain models only. See your Ordering Guide for details.

- Seating options: driver and front passenger power adjustment, cloth seats, 15-passenger seating
- Cruise control
- Compass and outside temperature display
- Rear air conditioning/heater
- Full floor color-keyed carpeting
- Stainless steel exhaust system

- Audio options: navigation⁸, CD player, CD/MP3 player, USB port,¹² SiriusXM[®] Radio² with 3-month trial, steering wheel controls
- Bluetooth[®] for phone¹¹
- Vortec 6.0L FlexFuel[®] V8 with 342 hp and 373 lb.-ft. torque
- Duramax 6.6L V8 Turbo Diesel with 260 hp, 525 lb.-ft. torque and B20 Diesel compatibility (3500)
- Automatic locking rear differential
- Trailering equipment
- Sliding passenger-side door
- Remote Keyless Entry
- Outside heated, power, folding mirrors
- Remote Vehicle Starter System includes Remote Keyless Entry, two transmitters with remote panic buttons
- Rear vision camera
- Rear park assist
- 3 (15.8 GGE) Tank Systems available

* Always use safety belts and the correct child restraint for your child's age and size, even in vehicles equipped with air bags. Even in vehicles equipped with Passenger Sensing System, children are safer when properly secured in a rear seat in an appropriate infant, child or booster seat. Never place a rear-facing infant restraint in the front seat of any vehicle equipped with an active frontal air bag. See your vehicle Owner Manual and child safety seat instructions for more information.

** Tire Pressure Monitoring System does not apply to spare tire.

Equipment from independent suppliers is not covered by the GM New Vehicle Limited Warranty. GM is not responsible for the safety or quality of independent supplier alterations.

MODEL AVAILABILITY

	Regular Wheelbase	Extended Wheelbase
G1500 RWD	CG13406	-
G1500 AWD	CH13406	-
G2500 RWD	CG23406	-
G3500 RWD	CG33406	CG33706

SPECIFICATIONS

(inches unless otherwise stated)	Regular Wheelbase	Extended Wheelbase
Wheelbase	135.0	155.0
Length	224.1	244.1
Width	79.2	79.2
Seating (maximum) ¹⁹	2/3/3/4	2/3/3/3/4
Head room	39.8/38.4/38.5/37.6	39.8/38.4/38.5/37.6/37.6
Shoulder room	68.8/68.6/65.8/69.1	68.8/68.6/65.8/69.1/62.9
Leg room	41.3/36.3/36.6/36.6	41.3/36.3/36.6/36.6/34.1
Max. cargo vol. ³ (cubic feet with seats removed)	216.2	252.8
Approx. fuel capacity (gallons)	31	31



AVAILABLE EXTERIOR COLORS¹⁰

- | | | |
|-------------------------------|-------------------------|----------------------|
| GAN Silver Ice Metallic (new) | 25U Dark Blue Metallic | 50U Summit White |
| GBV Cyber Gray Metallic (new) | 41U Black | 74U Victory Red |
| GWX Brownstone Metallic (new) | 47U Dark Green Metallic | 86U Wheatland Yellow |

EFFICIENT FEATURES

- E85 FlexFuel⁹ capability
- Available 6-speed automatic transmission
- Available Duramax 6.6L Turbo Diesel with B20-Diesel compatibility
- Compressed Natural Gas (CNG) Package Available



SELECT STANDARD FEATURES

Features based on 1LS model unless otherwise noted.

SAFETY AND SECURITY

- Frontal air bags* with Passenger Sensing System* (deactivation switch only on 2500 and 3500)
- Head curtain side-impact air bags* (first 3 rows)
- Enhanced technology glass for 4th and 5th rows (12- and 15-passenger seating)
- StabiliTrak[®] stability enhancement system
- OnStar[®] 6-month Directions & Connections Plan¹ with Turn-by-Turn Navigation (fleet delete available)
- PASS-Key III theft-deterrent system
- Daytime Running Lamps with automatic headlamps
- Tire Pressure Monitoring System**

INTERIOR

- Front high-back, reclining bucket seats
- 8-passenger seating (1500)
- 12-passenger seating (2500/3500)
- Console with storage, 3 cupholders, 2 power outlets
- Full-length black rubberized-vinyl floor covering
- Air conditioning
- Rear air conditioning and heater (on 3500 Extended model)
- Power windows and door locks

MECHANICAL

- Vortec 5.3L FlexFuel⁹ V8 with 310 hp and 334 lb.-ft. torque (1500)
- Vortec 4.8L V8 with 285 hp and 295 lb.-ft. torque (2500/3500)
- Oil Life Monitoring System
- 4-speed automatic transmission with Tow/Haul mode (1500)
- 6-speed automatic transmission with Tow/Haul mode (2500/3500)
- Independent front suspension
- 4-wheel disc antilock brake system
- Power steering
- Battery with rundown protection and retained accessory power

EXTERIOR

- Halogen headlamps
- Intermittent front windshield wipers
- Swing-out 60/40 passenger-side door
- Swing-out rear doors
- Manual rearview mirrors
- Stainless steel exhaust system

SELECT OPTIONAL FEATURES

Options are available on certain models only. See your Ordering Guide for details.

- Seating options: driver and front passenger power adjustment, cloth seats, 15-passenger seating
- Cruise control
- Compass and outside temperature display
- Rear air conditioning/heater
- Full floor color-keyed carpeting

- Audio options: navigation⁸, CD player, CD/MP3 player, USB port,¹² SiriusXM[®] Radio² with 3-month trial, steering wheel controls
- Bluetooth[®] wireless technology for select phones¹¹
- Vortec 6.0L FlexFuel⁹ V8 with 342 hp and 373 lb.-ft. torque
- Duramax 6.6L V8 Turbo Diesel with 260 hp, 525 lb.-ft. torque and B20 Diesel compatibility (3500)
- Automatic locking rear differential
- Trailing equipment
- Sliding passenger-side door
- Remote Keyless Entry
- Outside heated, power, folding mirrors
- Remote Vehicle Starter System includes Remote Keyless Entry, two transmitters with remote panic buttons
- Rear vision camera
- Rear park assist
- 3 (15.8 GGE) Tank Systems available

* Always use safety belts and the correct child restraint for your child's age and size, even in vehicles equipped with air bags. Even in vehicles equipped with Passenger Sensing System, children are safer when properly secured in a rear seat in an appropriate infant, child or booster seat. Never place a rear-facing infant restraint in the front seat of any vehicle equipped with an active frontal air bag. See your vehicle Owner Manual and child safety seat instructions for more information.

** Tire Pressure Monitoring System does not apply to spare tire.

Equipment from independent suppliers is not covered by the GM New Vehicle Limited Warranty. GM is not responsible for the safety or quality of independent supplier alterations.

MODEL AVAILABILITY

	Regular Wheelbase	Extended Wheelbase
G1500 RWD	TG13406	-
G1500 AWD	TH13406	-
G2500 RWD	TG23406	-
G3500 RWD	TG33406	TG33706

SPECIFICATIONS

(inches unless otherwise stated)	Regular Wheelbase	Extended Wheelbase
Wheelbase	135.0	155.0
Length	224.1	244.1
Width	79.2	79.2
Seating (maximum) ¹⁹	2/3/3/4	2/3/3/3/4
Head room	39.8/38.4/38.5/37.6	39.8/38.4/38.5/37.6/37.6
Shoulder room	68.8/68.6/65.8/69.1	68.8/68.6/65.8/69.1/62.9
Leg room	41.3/36.3/36.6/36.6	41.3/36.3/36.6/36.6/34.1
Max. cargo vol. ³ (cubic feet with seats removed)	216.1	252.8
Approx. fuel capacity (gallons)	31	31



SELECT STANDARD FEATURES

Features based on 1WT model unless otherwise noted.

SAFETY AND SECURITY

- Frontal air bags* with passenger-side deactivation switch (2500 and 3500 models only)
- PASS-Key III theft-deterrent system
- Daytime Running Lamps with automatic headlamps
- Tire Pressure Monitoring System**

INTERIOR

- Front high-back, reclining bucket seats
- Console with storage, 3 cupholders, 2 power outlets
- Front passenger assist handle
- Full-length black rubberized-vinyl floor covering
- Protective inner door panels
- Power windows and door locks
- Head side curtain airbags on 1500s

MECHANICAL

- Vortec 4.3L V6 with 195 hp and 260 lb.-ft. torque (1500 RWD model)
- Vortec 4.8L V8 with 285 hp and 295 lb.-ft. torque (2500 and 3500 models)
- Vortec 5.3L FlexFuel⁹ V8 with 310 hp and 334 lb.-ft. torque (1500 AWD model)
- Oil Life Monitoring System
- 4-speed automatic transmission with Tow/Haul mode on the instrument panel (1500)
- 6-speed automatic transmission with Tow/Haul mode on the instrument panel (2500/3500)
- Independent front suspension
- 4-wheel disc antilock brake system
- Battery with rundown protection and retained accessory power

EXTERIOR

- Halogen headlamps
- Intermittent front windshield wipers
- Swing-out 60/40 passenger-side door



EFFICIENT FEATURES

- E85 FlexFuel[®] capability
- Available 6-speed automatic transmission
- Available Duramax 6.6L Turbo Diesel with B20 Diesel compatibility
- Compressed Natural Gas (CNG) Packages available

- Swing-out rear doors
- Manual rearview mirrors
- P245/70R17 all-season tires (1500 model)
- LT245/75R16E (2500/3500)
- Stainless steel exhaust system

SELECT OPTIONAL FEATURES

Options are available on certain models only. See your Ordering Guide for details.

- Head curtain side-impact air bags* for driver and front passenger (2500/3500)
- Seating options: driver power adjustment, cloth seats
- 5 passenger seating, with full window package and trim
- Tilt adjustable steering column with cruise control
- Rear air conditioning/heater
- 160 amp alternator
- OnStar[®] 6-month Directions & Connections Plan¹ with Turn-by-Turn Navigation
- Audio: navigation⁸, AM/FM stereo, CD/MP3 player, USB port,¹² SiriusXM[®] Radio² with 3-month trial
- Bluetooth[®] for phone¹¹
- Vortec 6.0L FlexFuel[®] V8 with 342 hp and 373 lb.-ft. torque
- Duramax 6.6L V8 Turbo Diesel with 260 hp, 525 lb.-ft. torque and B20-Diesel compatibility
- Dedicated Compressed Natural Gas (CNG) System Vortec 6.0L with 279 hp, 320 torque
- Rear locking differential
- Trailering equipment
- Swing-out 60/40 driver-side door
- Sliding passenger-side door
- Express Access remote release side panels, enhanced lighting
- Outside heated, power, folding mirrors
- Remote Vehicle Starter System
- Ambulance Package
- Hotel Shuttle Package
- Rear Vision Camera
- Rear Park Assist
- 3-Tank System (15.8 GGE) and 4-Tank System (22 GGE) available

* Always use safety belts and the correct child restraint for your child's age and size, even in vehicles equipped with air bags. Even in vehicles equipped with Passenger Sensing System, children are safer when properly secured in a rear seat in an appropriate infant, child or booster seat. Never place a rear-facing infant restraint in the front seat of any vehicle equipped with an active frontal air bag. See your vehicle Owner Manual and child safety seat instructions for more information.

** Tire Pressure Monitoring System does not apply to spare tire.

Equipment from independent suppliers is not covered by the GM New Vehicle Limited Warranty. GM is not responsible for the safety or quality of independent supplier alterations.

AVAILABLE EXTERIOR COLORS¹⁰



MODEL AVAILABILITY

	Regular Wheelbase	Extended Wheelbase
G1500 RWD	CG13405	-
G1500 AWD	CH13405	-
G2500 RWD	CG23405	CG23705
G3500 RWD	CG33405	CG33705

SPECIFICATIONS

(inches unless otherwise stated)	Regular Wheelbase	Extended Wheelbase
Wheelbase	135.0	155.0
Length	224.1	244.1
Width	79.2	79.2
Seating ¹⁹	2	2
Head room	39.8	39.8
Shoulder room	68.8	68.8
Leg room	41.3	41.3
Max. cargo vol. ³ (cubic feet with seats removed)	270.4	313.9
Approx. fuel capacity (gallons)	31	31
Max. towing capacity ⁶ (pounds)	10000	10000
Max. payload (pounds)	2360/3274/4186	-/3073/4011



SELECT STANDARD FEATURES

Features based on 1WT model unless otherwise noted.

SAFETY AND SECURITY

- Frontal air bags* with passenger-side deactivation switch (2500 and 3500 models only)
- Head/side curtain standard (1500)
- PASS-Key III theft-deterrent system
- Daytime Running Lamps with automatic headlamps
- Tire Pressure Monitoring System**

INTERIOR

- Front high-back, reclining bucket seats
- Console with storage, 3 cupholders, 2 power outlets
- Front passenger assist handle
- Full-length black rubberized-vinyl floor covering
- Protective inner door panels
- Power windows and door locks

MECHANICAL

- Vortec 4.3L V6 with 195 hp and 260 lb.-ft. torque (1500 RWD model)
- Vortec 4.8L V8 with 285 hp and 295 lb.-ft. torque (2500 and 3500 models)
- Vortec 5.3L FlexFuel[®] V8 with 310 hp and 334 lb.-ft. torque (1500 AWD model)
- Oil Life Monitoring System
- 4-speed automatic transmission with Tow/Haul mode on the instrument panel (1500)
- 6-speed automatic transmission with Tow/Haul mode (2500/3500) on the instrument panel
- Independent front suspension
- 4-wheel disc antilock brake system
- Battery with rundown protection and retained accessory power

EXTERIOR

- Halogen headlamps
- Intermittent front windshield wipers
- Swing-out 60/40 passenger-side door
- Swing-out rear doors



EFFICIENT FEATURES

- E85 FlexFuel[®] capability
- Available 6-speed automatic transmission
- Available Duramax 6.6L Turbo Diesel with B20 Diesel compatibility
- Compressed Natural Gas (CNG) Packages available

- Manual rearview mirrors
- P245/70R17 all-season tires (1500 model)
- LT245/75R16E (2500/3500)
- Stainless steel exhaust system

SELECT OPTIONAL FEATURES

Options are available on certain models only. See your Ordering Guide for details.

- Head curtain side-impact air bags* for driver and front passenger (2500/3500)
- Seating options: driver power adjustment, cloth seats
- 5 passenger seating, with full window package and trim
- Tilt adjustable steering column with cruise control
- Rear air conditioning/heater
- 160 amp alternator
- OnStar[®] 6-month Directions & Connections Plan¹ with Turn-by-Turn Navigation
- Audio: navigation⁸, AM/FM stereo, CD/MP3 player, USB port,¹² SiriusXM[®] Radio² with 3-month trial
- Bluetooth[®] wireless technology for select phones¹¹
- Vortec 6.0L FlexFuel[®] V8 with 342 hp and 373 lb.-ft. torque
- Duramax 6.6L V8 Turbo Diesel with 260 hp, 525 lb.-ft. torque and B20-Diesel compatibility
- Dedicated Compressed Natural Gas (CNG) System Vortec 6.0L 279 hp, 1320 lb.-ft.
- Rear locking differential
- Trailing equipment
- Swing-out 60/40 driver-side door
- Sliding passenger-side door
- Express Access remote release side panels, enhanced lighting
- Outside heated, power, folding mirrors
- Remote Vehicle Starter System
- Ambulance Prep Package
- Hotel Shuttle Package
- Rear Vision Camera
- Rear Park Assist
- 3-Tank System (15.8 GGE) and 4-Tank System (22 GGE) available

* Always use safety belts and the correct child restraint for your child's age and size, even in vehicles equipped with air bags. Even in vehicles equipped with Passenger Sensing System, children are safer when properly secured in a rear seat in an appropriate infant, child or booster seat. Never place a rear-facing infant restraint in the front seat of any vehicle equipped with an active frontal air bag. See your vehicle Owner Manual and child safety seat instructions for more information.

** Tire Pressure Monitoring System does not apply to spare tire.

Equipment from independent suppliers is not covered by the GM New Vehicle Limited Warranty. GM is not responsible for the safety or quality of independent supplier alterations.

AVAILABLE EXTERIOR COLORS¹⁰

GAN Silver Ice Metallic (new)	25U Dark Blue Metallic	50U Summit White
GBV Cyber Gray Metallic (new)	41U Black	74U Victory Red
GWX Brownstone Metallic (new)	47U Dark Green Metallic	86U Wheatland Yellow

MODEL AVAILABILITY

	Regular Wheelbase	Extended Wheelbase
G1500 RWD	TG13405	-
G1500 AWD	TH13405	-
G2500 RWD	TG23405	TG23705
G3500 RWD	TG33405	TG33705

SPECIFICATIONS

(inches unless otherwise stated)	Regular Wheelbase	Extended Wheelbase
Wheelbase	135.0	155.0
Length	224.1	244.1
Width	79.2	79.2
Seating ¹⁹	2	2
Head room	39.8	39.8
Shoulder room	68.8	68.8
Leg room	41.3	41.3
Max. cargo vol. ³ (cubic feet with seats removed)	270.4	313.9
Approx. fuel capacity (gallons)	31	31
Max. towing capacity ⁶ (pounds)	10000	10000
Max. payload (pounds)	2360/3294/4186	3073/4011



AVAILABLE EXTERIOR COLORS¹⁰

- | | | |
|-------------------------------|-------------------------|----------------------|
| GAN Silver Ice Metallic (new) | 25U Dark Blue Metallic | 50U Summit White |
| GBV Cyber Gray Metallic (new) | 41U Black | 74U Victory Red |
| GWX Brownstone Metallic (new) | 47U Dark Green Metallic | 86U Wheatland Yellow |



EFFICIENT FEATURES

- Standard 6-speed automatic transmission
- Available Duramax 6.6L Turbo Diesel with B20-Diesel compatibility
- Liquefied Petroleum Gas (LPG) Packages available

SELECT STANDARD FEATURES

Features based on 1WT unless otherwise noted.

SAFETY AND SECURITY

- Frontal air bags* with passenger-side deactivation switch
- PASS-Key III theft-deterrent system
- Daytime Running Lamps
- Tire Pressure Monitoring System**

INTERIOR

- Front high-back, reclining bucket seats
- Console with storage, 3 cupholders, 2 power outlets
- Front passenger assist handle
- Driver Information Center
- Air conditioning (delete available)
- Side window defoggers
- Black rubberized-vinyl floor covering

MECHANICAL

- Vortec 4.8L V8 with 285 hp and 295 lb.-ft. torque (139-inch wheelbase) (159-inch wheelbase)
- Vortec 6.0L V8 with 342 hp and 373 lb.-ft. torque and FlexFuel¹ capability (177-inch wheelbase)
- Oil Life Monitoring System
- 6-speed automatic transmission with Tow/Haul mode on the instrument panel
- Independent front suspension
- Multileaf rear suspension
- Ladder-type frame
- 4-wheel disc antilock brake system
- Power steering
- Battery with rundown protection and retained accessory power

EXTERIOR

- Halogen headlamps
- Intermittent front windshield wipers
- LT245/75R16 all-season tires / LT225/75R16 all-season tires
- Stainless steel exhaust system

SELECT OPTIONAL FEATURES

Options are available on certain models only. See your Ordering Guide for details.

- Cloth seats
- Cruise control
- 160 amp alternator
- Tilt adjustable steering column
- Power windows and door locks
- Remote Keyless Entry
- Remote Vehicle Starter System includes Remote Keyless Entry, two transmitters that have a remote panic button
- Audio: AM/FM stereo, navigation⁹, CD player, CD/MP3 player, USB port¹²

- Rear view camera prep
- OnStar[®] 6-month Directions & Connections Plan¹ with Turn-by-Turn Navigation
- Duramax 6.6L V8 Turbo Diesel with 260 hp, 525 lb.-ft. torque and B20-Diesel compatibility
- 57-gallon fuel tank (approx.)
- Rear locking differential
- High idle switch
- Packages include Ambulance, RV, School Bus and Shuttle Bus
- Outside heated, power, folding mirrors
- Dedicated Liquefied Petroleum (LPG) Fuel Package with Gaseous Fuel Ready Vortec 6.0L
- 3 and 4 Tank Systems available

* Always use safety belts and the correct child restraint for your child's age and size, even in vehicles equipped with air bags. Even in vehicles equipped with Passenger Sensing System, children are safer when properly secured in a rear seat in an appropriate infant, child or booster seat. Never place a rear-facing infant restraint in the front seat of any vehicle equipped with an active frontal air bag. See your vehicle Owner Manual and child safety seat instructions for more information.

** Tire Pressure Monitoring is only available on 139" and 159" single rear wheel wheelbase models and does not apply to optional spare tire.

Equipment from independent suppliers is not covered by the GM New Vehicle Limited Warranty. GM is not responsible for the safety or quality of independent supplier alterations.

MODEL AVAILABILITY

	139-in. Wheelbase	159-in. Wheelbase	177-in. Wheelbase
139-in. Wheelbase	CG33503	-	-
159-in. Wheelbase	-	CG33803	-
177-in. Wheelbase	-	-	CG33903

SPECIFICATIONS

(inches unless otherwise stated)	139-in. Wheelbase	159-in. Wheelbase	177-in. Wheelbase
Wheelbase	139.0	159.0	177.0
Length	246.7	266.7	284.8
Width	79.1	79.1	79.1
Seating ¹⁹	2	2	2
Head room	40.2	40.2	40.2
Shoulder room	68.8	68.8	68.8
Leg room	41.3	41.3	41.3
Approx. fuel capacity standard (gallons)	33	33	33
GVWR ⁴ standard (pounds)	9900	10050	12300



AVAILABLE EXTERIOR COLORS¹⁰

- | | | |
|-------------------------------|-------------------------|----------------------|
| GAN Silver Ice Metallic (new) | 25U Dark Blue Metallic | 50U Summit White |
| GBV Cyber Gray Metallic (new) | 41U Black | 74U Victory Red |
| GWX Brownstone Metallic (new) | 47U Dark Green Metallic | 86U Wheatland Yellow |

EFFICIENT FEATURES

- ▶ Standard 6-speed automatic transmission
- ▶ Duramax 6.6L Turbo Diesel with B20-Diesel compatibility
- ▶ Liquefied Petroleum Gas (LPG) Packages available



SELECT STANDARD FEATURES

Features based on 2WT unless otherwise noted.

SAFETY AND SECURITY

- Frontal air bags* with passenger-side deactivation switch
- PASS-Key III theft-deterrent system
- Daytime Running Lamps

INTERIOR

- Front high-back, reclining bucket seats
- Console with storage, 3 cupholders, 2 power outlets
- Front passenger assist handle
- Driver Information Center
- Air conditioning (delete available)
- Side window defoggers
- Black rubberized-vinyl floor covering

MECHANICAL

- Duramax 6.6L V8 Turbo Diesel with 260 hp, 525 lb.-ft. torque and B20 Diesel compatibility (25D trim)
- Vortec 6.0L V8 with 342 hp, 373 lb.-ft. torque and FlexFuel⁹ capability
- Oil Life Monitoring System
- Heavy-duty 6-speed automatic transmission with Tow/Haul mode
- High capacity radiator cooling
- Enhanced prop shaft
- Independent front suspension
- Multileaf rear suspension with upgraded rear spring hangar bolt attachment
- High capacity rear spring assembly
- Reinforced rear axle housing, gears and tubes
- Rear axle ratio: 3.73 (2SD) 4.10 (2WT)
- Parking brake assembly with thicker brake rotors
- Unique valving for shocks
- Ladder-type frame with assembly reinforcements added
- 4-wheel disc antilock brake system
- Power steering

EXTERIOR

- Additional spot welds and structural adhesive added
- Intermittent front windshield wipers
- LT225/75R16E all-season tires
- Stainless steel exhaust system

SELECT OPTIONAL FEATURES

Options are available on certain models only. See your Ordering Guide for details.

- Cloth seats
- Cruise control
- 160 amp alternator
- Tilt adjustable steering column
- Power windows and door locks
- Remote Keyless Entry

- Remote Vehicle Starter System includes Remote Keyless Entry, two transmitters with remote panic buttons
- Audio: AM/FM stereo, navigation⁸, CD player, CD/MP3 player, USB port¹²
- Bluetooth[®] for phone¹¹
- OnStar[®] 6-month Directions & Connections Plan¹ with Turn-by-Turn Navigation
- Rear vision camera prep
- Dedicated Liquefied Petroleum Gas (LPG) System
- High idle switch
- 57-gallon fuel tank (approx.)
- Ambulance Package (YF2)
- RV Package (YF1)
- School Bus Package (B3D)
- Shuttle Bus Package (ANC)
- Dedicated Liquefied Petroleum (LPG) Fuel Package with Gaseous Fuel Ready Vortec 6.0L
- 3 and 4 Tank Systems available

* Always use safety belts and the correct child restraint for your child's age and size, even in vehicles equipped with air bags. Even in vehicles equipped with Passenger Sensing System, children are safer when properly secured in a rear seat in an appropriate infant, child or booster seat. Never place a rear-facing infant restraint in the front seat of any vehicle equipped with an active frontal air bag. See your vehicle Owner Manual and child safety seat instructions for more information.

Equipment from independent suppliers is not covered by the GM New Vehicle Limited Warranty. GM is not responsible for the safety or quality of independent supplier alterations.

MODEL AVAILABILITY

	Express 4500
159-in. wheelbase with C71	CG33803
177-in. wheelbase with C71	CG33903

SPECIFICATIONS

(inches unless otherwise stated)	Express 4500
Wheelbase	159.0/177.0
Length	266.7/284.8
Width	79.1
Seating ¹⁹	2
Head room	40.2
Shoulder room	68.8
Leg room	41.3
Approx. fuel capacity standard (gallons)	33
GVWR ⁴ standard (pounds)	14200



AVAILABLE EXTERIOR COLORS¹⁰

-  GAN Silver Ice Metallic (new)
-  25U Dark Blue Metallic
-  50U Summit White
-  GBV Cyber Gray Metallic (new)
-  41U Black
-  74U Victory Red
-  GWX Brownstone Metallic (new)
-  47U Dark Green Metallic
-  86U Wheatland Yellow

EFFICIENT FEATURES

- Standard 6-speed automatic transmission
- Available Duramax 6.6L Turbo Diesel with B20-Diesel compatibility
- Liquefied Petroleum Gas (LPG) Packages available

SELECT STANDARD FEATURES

Features based on 1WT unless otherwise noted.

SAFETY AND SECURITY

- Frontal air bags* with passenger-side deactivation switch
- PASS-Key III theft-deterrent system
- Daytime Running Lamps
- Tire Pressure Monitoring System**

INTERIOR

- Front high-back, reclining bucket seats
- Console with storage, 3 cupholders, 2 power outlets
- Front passenger assist handle
- Driver Information Center
- Air conditioning (delete available)
- Side window defoggers
- Black rubberized-vinyl floor covering

MECHANICAL

- Vortec 4.8L V8 with 285 hp and 295 lb.-ft. torque (139-inch wheelbase) (159-inch wheelbase)
- Vortec 6.0L V8 with 342 hp, 373 lb.-ft. torque and FlexFuel⁹ capability (177-inch wheelbase)
- Oil Life Monitoring System
- 6-speed automatic transmission with Tow/Haul mode on the instrument panel
- Independent front suspension
- Multileaf rear suspension
- Ladder-type frame
- 4-wheel disc antilock brake system
- Power steering
- Battery with rundown protection and retained accessory power

EXTERIOR

- Halogen headlamps
- Intermittent front windshield wipers
- LT245/75R16 all-season tires / LT225/75R16 all-season tires
- Stainless steel exhaust system

SELECT OPTIONAL FEATURES

Options are available on certain models only. See your Ordering Guide for details.

- Cloth seats
- Cruise control
- Tilt adjustable steering column
- Power windows and door locks
- Remote Keyless Entry
- Rear vision camera
- Remote Vehicle Starter System includes Remote Keyless Entry, two transmitters that have a remote panic button
- Audio: AM/FM stereo, CD/MP3/DVD, USB port¹², SiriusXM[®] Radio² with 3-month trial, CD player/navigation⁸

- Bluetooth[®] for phone¹¹
- OnStar[®] 6-month Directions & Connections Plan¹ with Turn-by-Turn Navigation
- Steering wheel audio controls; leather-wrapped
- Duramax 6.6L V8 Turbo Diesel with 260 hp, 525 lb.-ft. torque and B20 Diesel compatibility
- 57-gallon fuel tank (approx.)
- Rear locking differential
- High idle switch
- Packages include Ambulance, School Bus and Shuttle Bus
- Outside heated, power, folding mirrors with single rear wheel only
- 160 Amp Alternator
- Dedicated Liquefied Petroleum (LPG) Fuel Package with Gaseous Fuel Ready Vortec 6.0L
- 3 and 4 Tank Systems available

* Always use safety belts and the correct child restraint for your child's age and size, even in vehicles equipped with air bags. Even in vehicles equipped with Passenger Sensing System, children are safer when properly secured in a rear seat in an appropriate infant, child or booster seat. Never place a rear-facing infant restraint in the front seat of any vehicle equipped with an active frontal air bag. See your vehicle Owner Manual and child safety seat instructions for more information.

** Tire Pressure Monitoring system is only available on 139" and 159" single rear wheel wheelbase models and does not apply to optional spare tire.

Equipment from independent suppliers is not covered by the GM New Vehicle Limited Warranty. GM is not responsible for the safety or quality of independent supplier alterations.

MODEL AVAILABILITY

	139-in. Wheelbase	159-in. Wheelbase	177-in. Wheelbase
139-in. Wheelbase	TG33503	-	-
159-in. Wheelbase	-	TG33803	-
177-in. Wheelbase	-	-	TG33903

SPECIFICATIONS

	139-in. Wheelbase	159-in. Wheelbase	177-in. Wheelbase
(inches unless otherwise stated)			
Wheelbase	139.0	159.0	177.0
Length	246.7	266.7	284.8
Width	79.1	79.1	79.1
Seating ¹⁹	2	2	2
Head room	40.2	40.2	40.2
Shoulder room	68.8	68.8	68.8
Leg room	41.3	41.3	41.3
Approx. fuel capacity standard (gallons)	33	33	33
GVWR ⁴ standard (pounds)	9900	10050	12300



AVAILABLE EXTERIOR COLORS¹⁰

- | | | |
|-------------------------------|-------------------------|----------------------|
| GAN Silver Ice Metallic (new) | 25U Dark Blue Metallic | 50U Summit White |
| GBV Cyber Gray Metallic (new) | 41U Black | 74U Victory Red |
| GWX Brownstone Metallic (new) | 47U Dark Green Metallic | 86U Wheatland Yellow |

EFFICIENT FEATURES

- Standard 6-speed automatic transmission
- Duramax 6.6L Turbo Diesel with B20-Diesel compatibility
- Liquefied Petroleum Gas (LPG) Packages available

PROPANE

SELECT STANDARD FEATURES

Features based on 2WT unless otherwise noted.

SAFETY AND SECURITY

- Frontal air bags* with passenger-side deactivation switch
- PASS-Key III theft-deterrent system
- Daytime Running Lamps

INTERIOR

- Front high-back, reclining bucket seats
- Console with storage, 3 cupholders, 2 power outlets
- Front passenger assist handle
- Driver Information Center
- Air conditioning (delete available)
- Side window defoggers
- Black rubberized-vinyl floor covering

MECHANICAL

- Duramax 6.6L V8 Turbo Diesel with 260 hp, 525 lb.-ft. torque and B20-Diesel compatibility (2SD trim)
- Vortec 6.0L V8 with 342 hp, 373 lb.-ft. torque and FlexFuel⁹ capability (2WT)
- Oil Life Monitoring System
- Heavy-duty 6-speed automatic transmission with Tow/Haul mode
- High capacity radiator cooling
- Enhanced prop shaft
- Independent front suspension
- Multileaf rear suspension with upgraded rear spring hangar bolt attachment
- High capacity rear spring assembly
- Reinforced rear axle housing, gears and tubes
- Rear axle ratio: 3.73 (2SD) 4.10 (2WT)
- Parking brake assembly with thicker brake rotors
- Unique valving for shocks
- Ladder-type frame with assembly reinforcements added
- 4-wheel disc antilock brake system
- Power steering

EXTERIOR

- Additional spot welds and structural adhesive added
- Intermittent front windshield wipers
- LT225/75R16E all-season tires
- Stainless steel exhaust system

SELECT OPTIONAL FEATURES

Options are available on certain models only. See your Ordering Guide for details.

- Cloth seats
- Cruise control
- Tilt adjustable steering column
- Power windows and door locks
- Remote Keyless Entry
- 160 amp alternator

- Remote Vehicle Starter System includes Remote Keyless Entry, two transmitters with remote panic buttons
- Audio: AM/FM stereo, CD/MP3/DVD, USB port¹², SiriusXM[®] Radio² with 3-month trial, CD player/navigation⁸
- Bluetooth[®] for phone¹¹
- OnStar[®] 6-month Directions & Connections Plan¹ with Turn-by-Turn Navigation
- Rear vision camera prep
- Dedicated Liquefied Petroleum Gas (LPG) System
- Steering wheel audio controls; leather-wrapped
- High idle switch
- 57-gallon fuel tank (approx.)
- Ambulance Package (YF2)
- School Bus Package (B3D)
- Shuttle Bus Package (ANC)
- Dedicated Liquefied Petroleum (LPG) Fuel Package with Gaseous Fuel Ready Vortec 6.0L
- 3 and 4 Tank Systems available

** Always use safety belts and the correct child restraint for your child's age and size, even in vehicles equipped with air bags. Even in vehicles equipped with Passenger Sensing System, children are safer when properly secured in a rear seat in an appropriate infant, child or booster seat. Never place a rear-facing infant restraint in the front seat of any vehicle equipped with an active frontal air bag. See your vehicle Owner Manual and child safety seat instructions for more information.*

Equipment from independent suppliers is not covered by the GM New Vehicle Limited Warranty. GM is not responsible for the safety or quality of independent supplier alterations.

MODEL AVAILABILITY

	Savana 4500
159-in. wheelbase with C7I	TG33803
177-in. wheelbase with C7I	TG33903

SPECIFICATIONS

(inches unless otherwise stated)	Savana 4500
Wheelbase	159.0/177.0
Length	266.7/284.8
Width	79.1
Seating ¹⁹	2
Head room	40.2
Shoulder room	68.8
Leg room	41.3
Approx. fuel capacity standard (gallons)	33
GVWR ⁴ standard (pounds)	14200



AVAILABLE EXTERIOR COLORS¹⁰

- | | | |
|-------------------------------|-------------------------|----------------------|
| GAN Silver Ice Metallic (new) | 25U Dark Blue Metallic | 50U Summit White |
| GBV Cyber Gray Metallic (new) | 41U Black | 74U Victory Red |
| GWX Brownstone Metallic (new) | 47U Dark Green Metallic | 86U Wheatland Yellow |



SELECT STANDARD FEATURES

SAFETY AND SECURITY

- Frontal air bags* with passenger-side deactivation switch, passenger-side delete available, includes side-impact air bags* (first 3 rows driver's side, 1st row passenger side)
- PASS-Key III theft-deterrent system
- OnStar® 6-month Directions & Connections Plan¹ with Turn-by-Turn Navigation
- Daytime Running Lamps
- Tire Pressure Monitoring System**

INTERIOR

- Rear air/rear heat
- Front high-back, reclining bucket seats
- Console with storage, 3 cupholders, 2 power outlets
- Front passenger assist handle
- Air conditioning
- Driver Information Center
- Convenience Package (ZQ3) includes tilt steering wheel and cruise control
- Power windows and door locks

MECHANICAL

- Vortec 4.8L V8 with 285 hp
- Oil Life Monitoring System
- 6-speed automatic transmission with Tow/Haul mode and internal transmission oil cooler
- Independent front suspension
- Multileaf rear spring suspension
- 4-wheel disc antilock brake system
- Power steering
- Battery with rundown protection and retained accessory power

EXTERIOR

- Halogen headlamps
- Intermittent front windshield wipers
- Swing-out 60/40 passenger-side door
- Swing-out rear doors
- LT245/75R16 all-season tires
- Stainless steel exhaust system

SELECT OPTIONAL FEATURES

Options are available on certain models only. See your Ordering Guide for details.

- Driver and passenger high-back bucket seats with custom cloth trim, side and rear cargo door panel trim, headliner, driver side and head curtain side air bags* (first 3 rows, first row passenger side), rear air conditioning, 145 amp alternator, and front floor only black rubberized-vinyl floor covering

- Rear Park Assist
- Rear Vision Camera
- Trailing equipment
- Transmission oil cooler
- Cold Climate Package with engine block heater
- Locking rear differential
- Vortec 6.0L V8 with 342 hp and E85 FlexFuel⁹ capability

* Always use safety belts and the correct child restraint for your child's age and size, even in vehicles equipped with air bags. Even in vehicles equipped with Passenger Sensing System, children are safer when properly secured in a rear seat in an appropriate infant, child or booster seat. Never place a rear-facing infant restraint in the front seat of any vehicle equipped with an active frontal air bag. See your vehicle Owner Manual and child safety seat instructions for more information.

** Tire Pressure Monitoring System does not apply to spare tire.

Equipment from independent suppliers is not covered by the GM New Vehicle Limited Warranty. GM is not responsible for the safety or quality of independent supplier alterations.

EFFICIENT FEATURES

- ▶ E85 FlexFuel⁹ capability
- ▶ Standard 6-speed automatic transmission

MODEL AVAILABILITY

Extended Wheelbase	
G3500 RWD Passenger	CG33706

SPECIFICATIONS

(inches unless otherwise stated)	Extended Wheelbase
Wheelbase	155.0
Length	244.1
Width	79.2
Seating ¹⁹	2
Head room	39.8
Shoulder room	68.8
Leg room	41.3
Max. cargo vol. ³ (cubic feet)	252.8
Approx. fuel capacity (gallons)	31
Max. towing capacity ⁶ (pounds)	9700


AVAILABLE EXTERIOR COLORS¹⁰

- | | | |
|---|---|--|
|  GAN Silver Ice Metallic (new) |  25U Dark Blue Metallic |  50U Summit White |
|  GBV Cyber Gray Metallic (new) |  41U Black |  74U Victory Red |
|  GWX Brownstone Metallic (new) |  47U Dark Green Metallic |  86U Wheatland Yellow |

SELECT STANDARD FEATURES
SAFETY AND SECURITY

- Frontal air bags* with passenger-side deactivation switch, includes side-impact air bags*
- PASS-Key III theft-deterrent system
- OnStar® 6-month Directions & Connections Plan¹ with Turn-by-Turn Navigation
- Daytime Running Lamps
- Tire Pressure Monitoring System**

INTERIOR

- Front high-back, reclining bucket seats
- Console with storage, 3 cupholders, 2 power outlets
- Front passenger assist handle
- Air conditioning
- Driver Information Center
- Full-length black rubberized-vinyl floor covering (delete available)
- Convenience Package (ZQ2) includes power windows and door locks

MECHANICAL

- Vortec 4.8L with 285 hp
- Oil Life Monitoring System
- 6-speed automatic transmission with Tow/Haul mode and internal transmission oil cooler
- Independent front suspension
- Multileaf rear spring suspension
- 4-wheel disc antilock brake system
- Power steering
- Battery with rundown protection and retained accessory power

EXTERIOR

- Halogen headlamps
- Intermittent front windshield wipers
- Swing-out 60/40 passenger-side door
- Swing-out rear doors
- LT245/75R16 all-season tires
- Stainless steel exhaust system

SELECT OPTIONAL FEATURES

Options are available on certain models only. See your Ordering Guide for details.

- Passenger van interior panels and trim on the sides, side cargo doors and rear doors. Includes full vinyl floor covering (does not include rear head liner), full body window package, rear door window swing-out glass, rear side door and rear door window swing-out glass, heavy-duty 770 cold-cranking amp battery, 145 amp alternator
- Convenience Package (ZQ3) includes tilt steering wheel and cruise control
- Rear Park Assist
- Rear Vision Camera


- Vortec 6.0L V8 with 342 hp and FlexFuel⁹ capability
- Audio system with navigation⁸, AM/FM stereo with MP3 compatible CD/DVD player and navigation⁸
- Trailing equipment
- Transmission oil cooler
- Cold Climate Package with engine block heater
- Locking rear differential

* Always use safety belts and the correct child restraint for your child's age and size, even in vehicles equipped with air bags. Even in vehicles equipped with Passenger Sensing System, children are safer when properly secured in a rear seat in an appropriate infant, child or booster seat. Never place a rear-facing infant restraint in the front seat of any vehicle equipped with an active frontal air bag. See your vehicle Owner Manual and child safety seat instructions for more information.

** Tire Pressure Monitoring System does not apply to spare tire.

Equipment from independent suppliers is not covered by the GM New Vehicle Limited Warranty. GM is not responsible for the safety or quality of independent supplier alterations.

EFFICIENT FEATURES

- ▶ E85 FlexFuel⁹ capability 
- ▶ Standard 6-speed automatic transmission


MODEL AVAILABILITY

	Regular Wheelbase	Extended Wheelbase
G2500 RWD Cargo	CG23405	CG23705
G3500 RWD Cargo	CG33405	CG33705

SPECIFICATIONS

	Regular Wheelbase	Extended Wheelbase
<small>(inches unless otherwise stated)</small>		
Wheelbase	135.0	155.0
Length	224.1	244.1
Width	79.2	79.2
Seating ¹⁹	2	2
Head room	39.8	39.8
Shoulder room	68.8	68.8
Leg room	41.3	41.3
Max. cargo vol. ³ (cubic feet)	270.4	313.9
Approx. fuel capacity (gallons)	31	31
Max. towing capacity ⁶ (pounds)	10000	10000



AVAILABLE EXTERIOR COLORS¹⁰

- | | | |
|-------------------------------|-------------------------|----------------------|
| GAN Silver Ice Metallic (new) | 25U Dark Blue Metallic | 50U Summit White |
| GBV Cyber Gray Metallic (new) | 41U Black | 74U Victory Red |
| GWX Brownstone Metallic (new) | 47U Dark Green Metallic | 86U Wheatland Yellow |

SELECT STANDARD FEATURES

SAFETY AND SECURITY

- Frontal air bags* with passenger-side deactivation switch, passenger-side delete available, includes side-impact air bags* (first 3 rows driver's side, 1st row passenger side)
- PASS-Key III theft-deterrent system
- OnStar® 6-month Directions & Connections Plan¹ with Turn-by-Turn Navigation
- Daytime Running Lamps
- Tire Pressure Monitoring System**

INTERIOR

- Rear air/rear heat
- Front high-back, reclining bucket seats
- Console with storage, 3 cupholders, 2 power outlets
- Front passenger assist handle
- Air conditioning
- Driver Information Center
- Convenience Package (ZQ3) includes tilt steering wheel and cruise control
- Power windows and power door locks

MECHANICAL

- Vortec 4.8L V8 with 285 hp
- Oil Life Monitoring System
- 6-speed automatic transmission with Tow/Haul mode and internal transmission oil cooler
- Independent front suspension
- Multileaf rear spring suspension
- 4-wheel disc antilock brake system
- Power steering
- Battery with rundown protection and retained accessory power

EXTERIOR

- Halogen headlamps
- Intermittent front windshield wipers
- Swing-out 60/40 passenger-side door
- Swing-out rear doors
- LT245/75R16 all-season tires
- Stainless steel exhaust system

SELECT OPTIONAL FEATURES

Options are available on certain models only. See your Ordering Guide for details.

- Driver and passenger high-back bucket seats with custom cloth trim, side and rear cargo door panel trim, headliner, driver side and head curtain side air bags* (first 3 rows, first row passenger side), rear air conditioning, 145 amp alternator, and front floor only black rubberized-vinyl floor covering
- Rear Park Assist

- Rear Vision Camera
- Trailing equipment
- Transmission oil cooler
- Cold Climate Package with engine block heater
- Locking rear differential
- Vortec 6.0L V8 with 342 hp and FlexFuel capability

* Always use safety belts and the correct child restraint for your child's age and size, even in vehicles equipped with air bags. Even in vehicles equipped with Passenger Sensing System, children are safer when properly secured in a rear seat in an appropriate infant, child or booster seat. Never place a rear-facing infant restraint in the front seat of any vehicle equipped with an active frontal air bag. See your vehicle Owner Manual and child safety seat instructions for more information.

** Tire Pressure Monitoring System does not apply to spare tire.

Equipment from independent suppliers is not covered by the GM New Vehicle Limited Warranty. GM is not responsible for the safety or quality of independent supplier alterations.

EFFICIENT FEATURES

- E85 FlexFuel⁹ capability
- Standard 6-speed automatic transmission



MODEL AVAILABILITY

	Extended Wheelbase
G3500 RWD Passenger	TG33706

SPECIFICATIONS

(inches unless otherwise stated)	Extended Wheelbase
Wheelbase	155.0
Length	244.1
Width	79.2
Seating ¹⁹	2
Head room	39.8
Shoulder room	68.8
Leg room	41.3
Max. cargo vol. ³ (cubic feet)	252.8
Approx. fuel capacity (gallons)	31
Max. towing capacity ⁶ (pounds)	9700



AVAILABLE EXTERIOR COLORS¹⁰

- GAN Silver Ice Metallic (new)
- 25U Dark Blue Metallic
- 50U Summit White
- GBV Cyber Gray Metallic (new)
- 41U Black
- 74U Victory Red
- GWX Brownstone Metallic (new)
- 47U Dark Green Metallic
- 86U Wheatland Yellow

EFFICIENT FEATURES

- > E85 FlexFuel[®] capability
- > Standard 6-speed automatic transmission

SELECT STANDARD FEATURES

SAFETY AND SECURITY

- Frontal air bags* with passenger-side deactivation switch, includes side-impact air bags*
- PASS-Key III theft-deterrent system
- OnStar[®] 6-month Directions & Connections Plan¹ with Turn-by-Turn Navigation
- Daytime Running Lamps
- Tire Pressure Monitoring System**

INTERIOR

- Front high-back, reclining bucket seats
- Console with storage, 3 cupholders, 2 power outlets
- Front passenger assist handle
- Air conditioning
- Driver Information Center
- Full-length black rubberized-vinyl floor covering (delete available)
- Convenience Package (ZQ2) includes power windows and door locks

MECHANICAL

- Vortec 4.8L with 285 hp
- Oil Life Monitoring System
- 6-speed automatic transmission with Tow/Haul mode and internal transmission oil cooler
- Independent front suspension
- Multileaf rear spring suspension
- 4-wheel disc antilock brake system
- Power steering
- Battery with rundown protection and retained accessory power

EXTERIOR

- Halogen headlamps
- Intermittent front windshield wipers
- Swing-out 60/40 passenger-side door
- Swing-out rear doors
- LT245/75R16 all-season tires
- Stainless steel exhaust system

SELECT OPTIONAL FEATURES

Options are available on certain models only. See your Ordering Guide for details.

- Vortec 6.0L V8 with 342 hp and FlexFuel[®] capability
- Passenger van interior panels and trim on the sides, side cargo doors and rear doors. Includes full vinyl floor covering (does not include rear head liner), full body window package, rear door window swing-out glass, rear side door and rear door window swing-out glass, heavy-duty 770 cold-cranking amp battery, 145 amp alternator
- 160 Amp Alternator
- Convenience Package (ZQ3) includes tilt steering wheel and cruise control

- Rear Park Assist
- Rear Vision Camera
- Audio system with navigation⁸, AM/FM stereo with MP3 compatible CD/DVD player and navigation⁸
- Trailing equipment
- Transmission oil cooler
- Cold Climate Package with engine block heater
- Locking rear differential

** Always use safety belts and the correct child restraint for your child's age and size, even in vehicles equipped with air bags. Even in vehicles equipped with Passenger Sensing System, children are safer when properly secured in a rear seat in an appropriate infant, child or booster seat. Never place a rear-facing infant restraint in the front seat of any vehicle equipped with an active frontal air bag. See your vehicle Owner Manual and child safety seat instructions for more information.*

*** Tire Pressure Monitoring System does not apply to spare tire.*

Equipment from independent suppliers is not covered by the GM New Vehicle Limited Warranty. GM is not responsible for the safety or quality of independent supplier alterations.



MODEL AVAILABILITY

	Regular Wheelbase	Extended Wheelbase
G2500 RWD Cargo	TG23405	TG23705
G3500 RWD Cargo	TG33405	TG33705

SPECIFICATIONS

(inches unless otherwise stated)	Regular Wheelbase	Extended Wheelbase
Wheelbase	135.0	155.0
Length	224.1	244.1
Width	79.2	79.2
Seating ¹⁹	2	2
Head room	39.8	39.8
Shoulder room	68.8	68.8
Leg room	41.3	41.3
Max. cargo vol. ³ (cubic feet)	270.4	313.9
Approx. fuel capacity (gallons)	31	31
Max. towing capacity ⁶ (pounds)	10,000	10,000



Shown with aftermarket emergency equipment

WHAT'S NEW FOR 2014

- Instrument panel column mounted shift lever
- Standard center console equipment mounting platform
- Bluetooth® for phone and music¹¹, personal cell phone connectivity to vehicle audio system, voice recognition, music navigator and streaming audio
- Dual trunk release buttons on both front doors
- Chevrolet MyLink¹⁸ radio, AM/FM stereo with CD player and MP3 playback, includes 7" diagonal color touch-screen display
- Inside rearview manual day/night mirror
- Driver and front passenger 6-way power seat adjuster
- 700cca, 70amp auxiliary battery
- Electric power steering (EPS)
- Surveillance Mode Circuit for customer furnished switch

SELECT STANDARD FEATURES

Features based on 9C1 unless otherwise noted.

SAFETY AND SECURITY

- Dual-stage frontal air bags*, pelvic-thorax side-impact, head curtain and knee, driver and front passenger, includes Passenger Sensing System
- PASS-Key III+ theft-deterrent system
- StabiliTrak® stability enhancement system with police performance mode

INTERIOR

- Front bucket seats, cloth with heavy-duty foam
- Driver and Front passenger 6-way power seat adjuster
- Rear cloth bench seat
- Inside rearview manual day/night mirror
- Center console equipment mounting platform
- Instrument panel-mounted shift lever
- Dual-zone climate control with air filtration
- Engine idle and hour meter
- Cruise control
- 160-mph certified speedometer and Multifunction Display
- Tilt/telescoping adjustable steering column
- Power windows with rear window lockout
- Auxiliary ground stud in trunk
- Chevrolet MyLink¹⁸ radio, AM/FM stereo with CD player and MP3 playback, includes 7" diagonal color touch-screen display
- Bluetooth® for phone¹¹ and music; personal cell phone connectivity
- Wiring provision for headlamp and tail lamp flashing
- 110-amp main power supply (IP and trunk)

MECHANICAL

- Rear-wheel drive
- 3.6L SIDI DOHC V6 VVT
- 6-speed automatic transmission
- Heavy-duty power 4-wheel disc antilock brake system
- Heavy-duty police suspension
- Electric power steering
- 170-amp high-output alternator
- 700 CCA battery with rundown protection
- Transmission and power steering coolers



Shown with aftermarket emergency equipment



EXTERIOR

- Power rearview mirrors
- P235/50R18 tires
- Heavy-duty 18-inch steel wheels with bolt-on center caps
- Trunk, driver and front door passenger key lock cylinder
- Remote vehicle starter system with Remote Keyless Entry

SELECT OPTIONAL FEATURES

Options are available on certain models only. See your Ordering Guide for details.

- 700cca, 70amp cold-cranking amps auxiliary battery
- Head curtain side-impact air bag* for front and rear
- Headlamp and tail lamp flashing system (includes flashing module and control wire)
- Heated outside rearview mirrors
- Spot lamps, driver and passenger
- Full-size spare tire
- Vinyl rear seat
- Heavy-duty vinyl flooring
- Grille lamps and siren speaker wiring
- Horn/siren circuit wiring
- Hole for wiring in roof (center or right)
- Inoperative inside rear door handles, locks and window switches
- Common fleet keyed alike
- Daytime Running Lamps and Automatic lamp control delete
- Carpeted floor mats (not available with vinyl flooring)
- Rear cargo liner
- 6.0L V8 with 355 hp, Active Fuel Management and FlexFuel[®] capability (no additional charge)
- Speed limiter (130 mph)
- Autonet Mobile Wi-Fi¹⁵ in-car router (dealer accessory)

* Always use safety belts and the correct child restraint for your child's age and size, even in vehicles equipped with air bags. Even in vehicles equipped with Passenger Sensing System, children are safer when properly secured in a rear seat in an appropriate infant, child or booster seat. Never place a rear-facing infant restraint in the front seat of any vehicle equipped with an active frontal air bag. See your vehicle Owner Manual and child safety seat instructions for more information.

Equipment from independent suppliers is not covered by the GM New Vehicle Limited Warranty. GM is not responsible for the safety or quality of independent supplier alterations.

AVAILABLE EXTERIOR COLORS¹⁰



EFFICIENT FEATURES

- Standard Spark Ignition Direct Injection (SIDI)
- Available E85 FlexFuel[®] capability
- Available Active Fuel Management (V8)
- Standard 6-speed automatic transmission

MODEL AVAILABILITY





	Sedan
Caprice Police (9C1)	1EW19-9C1

SPECIFICATIONS

(inches unless otherwise stated)	Sedan
Wheelbase	118.5
Length	204.2
Width	74.8
Height	58.7
Seating ¹⁹ f/r	2/3
Head room f/r	38.7/37.6
Shoulder room f/r	59.1/59.0
Leg room f/r	42.2/43.2
Max. cargo vol. ³ (cubic feet)	17.4*
Approx. fuel capacity (gallons)	19
Ground clearance	6.0

*Includes optional full-size spare tire and auxiliary battery.


AVAILABLE EXTERIOR COLORS¹⁰

- | | |
|--|---|
|  17U
Silver Ice
Metallic |  50U
Summit
White |
|  41U
Black |  GLJ
Ashen Gray
Metallic |

EFFICIENT FEATURES

- Standard Spark Ignition Direct Injection
- Available E85 FlexFuel⁹ capability
- Standard Variable Valve Timing
- Standard 6-speed automatic transmission



Shown with aftermarket emergency equipment

SELECT STANDARD FEATURES

Features based on 9C1 unless otherwise noted.

SAFETY AND SECURITY

- Dual-stage frontal air bags* with Passenger Sensing System*; driver and front passenger seat-mounted thorax side-impact air bags*; outboard front and rear head curtain side-impact air bags*
- PASS-Key III theft-deterrent system
- StabiliTrak[®] with police calibration

INTERIOR

- Front cloth bucket seats with space between seats for equipment
- Rear vinyl seat
- 6-way power driver and front passenger seat
- Dual cupholders
- Steering column mounted shift lever
- Single-zone climate control
- Cruise control
- 140-mph certified speedometer and Driver Information Center
- Wiring provision for headlamp and tail lamp flashing
- Remote Keyless Entry
- Tilt adjustable steering column
- Power windows and door locks
- AM/FM stereo with CD
- 100 amp ignition-controlled main power supply under dash and in trunk
- Auxiliary ground stud in trunk

MECHANICAL

- Front-wheel drive
- 3.6L SIDI DOHC V6 VVT with E85 FlexFuel⁹ capability
- Oil Life Monitoring System
- 6-speed automatic transmission
- Heavy-duty power 4-wheel disc antilock brake system
- Heavy-duty police suspension
- Power rack-and-pinion steering
- 170-amp alternator
- 720 CCA battery with rundown protection
- Engine, transmission and power steering coolers

EXTERIOR

- Power rearview mirrors
- P235/55R17 W-rated tires
- 17-inch steel wheels with bolt-on center caps
- Trunk, driver and front passenger key lock cylinder

SELECT OPTIONAL FEATURES

Options are available on certain models only. See your Ordering Guide for details.

- Headlamp and tail lamp flashing system (includes flashing module and control wire)
- Heated outside rearview mirrors

- Spot lamps, driver and passenger
- Remote Vehicle Starter System
- Bodyside moldings
- Content theft alarm system
- Full-size spare tire includes Tire Pressure Monitor** sensor (not programmed)
- Heavy-duty vinyl flooring
- Grille lamps and siren speaker wiring
- Horn/siren circuit wiring
- Roof wiring
- Inoperative inside rear door handles, locks and window switches
- Common fleet keyed alike
- Ignition-controlled trunk release
- 6 additional keyless entry transmitters
- Daytime Running Lamps delete
- Automatic lamp control delete
- Rear spoiler

* Always use safety belts and the correct child restraint for your child's age and size, even in vehicles equipped with air bags. Even in vehicles equipped with Passenger Sensing System, children are safer when properly secured in a rear seat in an appropriate infant, child or booster seat. Never place a rear-facing infant restraint in the front seat of any vehicle equipped with an active frontal air bag. See your vehicle Owner Manual and child safety seat instructions for more information.

** Tire Pressure Monitoring System does not apply to spare tire.

Equipment from independent suppliers is not covered by the GM New Vehicle Limited Warranty. GM is not responsible for the safety or quality of independent supplier alterations.

MODEL AVAILABILITY

	Sedan
Impala Police (9C1)	1WS19


SPECIFICATIONS

(inches unless otherwise stated)	Sedan
Wheelbase	110.5
Length	200.4
Width	72.9
Height	58.7
Seating ¹⁹ f/r	2/3
Head room f/r	39.4/37.8
Shoulder room f/r	58.7/58.6
Leg room f/r	42.3/37.6
Max. cargo vol. ³ (cubic feet)	18.6
Fuel capacity	17.5
Ground clearance	6.4



Shown with aftermarket emergency equipment

AVAILABLE EXTERIOR COLORS¹⁰

-  17U Silver Ice Metallic
-  50U Summit White
-  41U Black
-  GLJ Ashen Gray Metallic

EFFICIENT FEATURES

- ▶ Standard Spark Ignition Direct Injection
- ▶ Available E85 FlexFuel⁹ capability
- ▶ Standard Variable Valve Timing
- ▶ Standard 6-speed automatic transmission



SELECT STANDARD FEATURES

Features based on 9C3 unless otherwise noted.

SAFETY AND SECURITY

- Dual-stage frontal air bags* with Passenger Sensing System*; driver and front passenger seat-mounted thorax side-impact air bags*; outboard front and rear head curtain side-impact air bags*
- PASS-Key III theft-deterrent system
- StabiliTrak[®] with police calibration

INTERIOR

- Front cloth 40/20/40 split-bench seat with folding center armrest
- 6-way power driver and front passenger seat
- Dual cupholders
- Steering column mounted shift lever
- Single-zone climate control
- Cruise control
- 140-mph certified speedometer and Driver Information Center
- Wiring provision for headlamp and tail lamp flashing
- Remote Keyless Entry
- Tilt adjustable steering column
- Power windows and door locks
- AM/FM stereo with CD
- 100 amp ignition-controlled main power supply under dash and in trunk
- Auxiliary ground stud in trunk

MECHANICAL

- Front-wheel drive
- 3.6L SIDI DOHC V6 VVT with E85 FlexFuel⁹ capability
- Oil Life Monitoring System
- 6-speed automatic transmission
- Heavy-duty power 4-wheel disc antilock brake system
- Heavy-duty police suspension
- Power rack-and-pinion steering
- 170-amp alternator
- 720 CCA battery with rundown protection

EXTERIOR

- Power rearview mirrors
- P235/55R17 W-rated tires
- 17-inch steel wheels with full wheel covers
- Trunk, driver and front passenger key lock cylinder

SELECT OPTIONAL FEATURES

Options are available on certain models only. See your Ordering Guide for details.

- Headlamp and tail lamp flashing system (includes flashing module and control wire)
- Heated outside rearview mirrors
- Spot lamps, driver and passenger
- Remote Vehicle Starter System

- Bodyside moldings
- Content theft alarm system
- Full-size spare tire includes Tire Pressure Monitor** sensor (not programmed)
- Heavy-duty vinyl flooring
- Grille lamps and siren speaker wiring
- Horn/siren circuit wiring
- Roof wiring
- Inoperative inside rear door handles, locks and window switches
- Common fleet keyed alike
- Ignition-controlled trunk release
- 6 additional keyless entry transmitters
- Daytime Running Lamps delete
- Automatic lamp control delete
- Rear spoiler

* Always use safety belts and the correct child restraint for your child's age and size, even in vehicles equipped with air bags. Even in vehicles equipped with Passenger Sensing System, children are safer when properly secured in a rear seat in an appropriate infant, child or booster seat. Never place a rear-facing infant restraint in the front seat of any vehicle equipped with an active frontal air bag. See your vehicle Owner Manual and child safety seat instructions for more information.

** Tire Pressure Monitoring System does not apply to spare tire.

Equipment from independent suppliers is not covered by the GM New Vehicle Limited Warranty. GM is not responsible for the safety or quality of independent supplier alterations.

MODEL AVAILABILITY

	Sedan
Impala Undercover Police (9C3)	1WS19

SPECIFICATIONS

(inches unless otherwise stated)	Sedan
Wheelbase	110.5
Length	200.4
Width	72.9
Height	58.7
Seating ¹⁹ f/r	3/3
Head room f/r	39.4/37.8
Shoulder room f/r	58.7/58.6
Leg room f/r	42.3/37.6
Max. cargo vol. ³ (cubic feet)	18.6
Fuel capacity	17.5
Ground clearance	6.4



Shown with aftermarket emergency equipment

AVAILABLE EXTERIOR COLORS¹⁰

-  GWU Concord Metallic⁷ (new)
-  89U Crystal Red Tintcoat⁷
-  GHA Mocha Steel Metallic
-  41U Black
-  GAN Silver Ice Metallic
-  GWT Champagne Silver Metallic
-  50U Summit White



SELECT STANDARD FEATURES

Options based on PPV.

SAFETY AND SECURITY

- Dual-stage frontal air bags* with Passenger Sensing System*; driver and front passenger seat-mounted thorax side-impact air bags*; outboard front and rear head curtain side-impact air bags*
- Tire Pressure Monitoring System**
- StabiliTrak[®] stability enhancement system
- PASS-Key III theft-deterrent system
- Daytime Running Lamps and automatic lamp control

INTERIOR

- Front cloth bucket seats with 6-way power
- Rear vinyl seat (third-row seat not available)
- Tri-zone climate control
- 140-mph certified speedometer and Driver Information Center
- Cruise control
- 3 auxiliary power outlets
- Remote Keyless Entry
- Compass, outside temperature
- Tilt adjustable steering column
- AM/FM with CD player and auxiliary input jack
- Heavy-duty vinyl flooring
- 100-amp ignition-controlled main power supply under dash and in rear cargo area
- Auxiliary ground studs in rear cargo area

MECHANICAL

- Vortec 5.3L V8 with 320 hp, FlexFuel[®] capability and Active Fuel Management
- Auxiliary transmission oil cooler
- External engine oil cooler
- 6-speed automatic transmission with overdrive
- Heavy-duty 4-wheel disc antilock brake system with power assist
- Heavy-duty police-rated suspension
- 160-amp alternator
- 660 CCA 80 amp hour battery with rundown protection

EXTERIOR

- Assist steps
- P265/60R17 all-season tires with full-size spare tire
- 17-inch steel wheels with bolt-on center caps
- Skid Plate Package

SELECT OPTIONAL FEATURES

Options are available on certain models only. See your Ordering Guide for details.

- Front cloth 40/20/40 bench seat
- Spot lamps, driver and passenger
- Remote Vehicle Starter System
- Bodyside moldings
- Content theft alarm disable

- Carpeting and floor mats
- Grille lamps and siren speaker wiring
- Horn/siren circuit wiring
- Roof wiring
- Inoperative inside rear door handles, locks and window switches
- Common fleet keyed alike
- Daytime running lamps with automatic lamp control delete
- Engine block heater
- Rear locking differential
- Autonet Mobile Wi-Fi¹⁵ in-car router (dealer accessory)
- Wiring provision for headlamp and tail lamp flashing
- Dual 660 cold-cranking 80 amp hour batteries

* Always use safety belts and the correct child restraint for your child's age and size, even in vehicles equipped with air bags. Even in vehicles equipped with Passenger Sensing System, children are safer when properly secured in a rear seat in an appropriate infant, child or booster seat. Never place a rear-facing infant restraint in the front seat of any vehicle equipped with an active frontal air bag. See your vehicle Owner Manual and child safety seat instructions for more information.

** Tire Pressure Monitoring System does not apply to spare tire.

Equipment from independent suppliers is not covered by the GM New Vehicle Limited Warranty. GM is not responsible for the safety or quality of independent supplier alterations.

EFFICIENT FEATURES

- ▶ Standard E85 FlexFuel[®] capability
- ▶ Standard Active Fuel Management
- ▶ Standard 6-speed automatic transmission

MODEL AVAILABILITY

	2WD
Tahoe 2WD Police Vehicle	CC10706

SPECIFICATIONS

(inches unless otherwise stated)	2WD
Wheelbase	116.0
Length	202.0
Width	79.0
Height	73.9
Seating ¹⁹ f/r	2/3 or 3/3
Head room f/r	41.1/39.2
Shoulder room f/r	65.2/65.2
Leg room f/r	41.3/39.0
Max. cargo vol. ³ (cubic feet)	108.9
Approx. fuel capacity (gallons)	26
Ground clearance	8.0



Shown with aftermarket emergency equipment

AVAILABLE EXTERIOR COLORS¹⁰

-  6WU Concord Metallic⁷ (new)
-  89U Crystal Red Tintcoat⁷
-  GHA Mocha Steel Metallic
-  41U Black
-  GAN Silver Ice Metallic
-  GWT Champagne Silver Metallic
-  50U Summit White

EFFICIENT FEATURES

- Standard E85 FlexFuel⁹ capability
- Standard Active Fuel Management
- Standard 6-speed automatic transmission



SELECT STANDARD FEATURES

Features based on 5W4 unless otherwise noted.

SAFETY AND SECURITY

- Dual-stage frontal air bags* with Passenger Sensing System*; driver and front passenger seat-mounted thorax side-impact air bags*; outboard front and rear head curtain side-impact air bags*
- Tire Pressure Monitoring System**
- PASS-Key III theft-deterrent system
- StabiliTrak[®] stability enhancement system with Proactive Roll Avoidance, trailer sway control and hill start assist

INTERIOR

- Front cloth 40/20/40 split-bench seat with fold down armrest
- Rear vinyl seat (third-row seat not available)
- Tri-zone climate control
- 120-mph speedometer and Driver Information Center
- Cruise control
- AM/FM with CD player, auxiliary input jack
- Remote Keyless Entry
- 100-amp ignition-controlled main power supply under dash and in rear cargo area
- Auxiliary ground studs in rear cargo area
- 3 auxiliary power outlets
- Compass, outside temperature
- Tilt adjustable steering column

MECHANICAL

- Vortec 5.3L V8 with 320 hp, FlexFuel⁹ capability and Active Fuel Management
- 6-speed automatic overdrive transmission with Tow/Haul mode
- 4-wheel disc antilock brake system with power assist
- Powertrain grade braking
- Power steering
- 160-amp alternator
- 660 CCA 80 amp hour battery with rundown protection
- Autotrac transfer case
- Heavy-duty trailering equipment

EXTERIOR

- Front frame-mounted recovery hooks
- Power, heated mirrors
- Assist steps
- P265/70R17 all-season tires

SELECT OPTIONAL FEATURES

Options are available on certain models only. See your Ordering Guide for details.

- Front cloth bucket seats with or without center console
- Headlamp and tail lamp flashing system
- Spot lamps, driver and passenger
- Remote Vehicle Starter System
- Bodyside moldings
- Content theft alarm disable

- Carpeting and floor mats
- Grille lamps and siren speaker wiring
- Horn/siren circuit wiring
- Roof wiring
- Inoperative inside rear door handles, locks and window switches
- Common fleet keyed alike
- Daytime running lamps with automatic lamp control delete
- Autonet Mobile Wi-Fi¹⁵ in-car router (dealer accessory)
- Engine block heater
- Rear locking differential
- Integrated trailer brake controller
- Off-road suspension and tires
- Skid Plate Package
- Aluminum wheels
- Wiring provision for headlamp and tail lamp flashing
- Dual 660 cold-cranking 80 amp hour batteries

* Always use safety belts and the correct child restraint for your child's age and size, even in vehicles equipped with air bags. Even in vehicles equipped with Passenger Sensing System, children are safer when properly secured in a rear seat in an appropriate infant, child or booster seat. Never place a rear-facing infant restraint in the front seat of any vehicle equipped with an active frontal air bag. See your vehicle Owner Manual and child safety seat instructions for more information.

** Tire Pressure Monitoring System does not apply to spare tire.

Equipment from independent suppliers is not covered by the GM New Vehicle Limited Warranty. GM is not responsible for the safety or quality of independent supplier alterations.

MODEL AVAILABILITY

	4WD
Tahoe Special Services Vehicle	CK10706

SPECIFICATIONS

(inches unless otherwise stated)	4WD
Wheelbase	116.0
Length	202.0
Width	79.0
Height	76.9
Seating ¹⁹ f/r	3/3
Head room f/r	41.1/39.2
Shoulder room f/r	65.2/65.2
Leg room f/r	41.3/39.0
Max. cargo vol. ³ (cubic feet)	108.9
Approx. fuel capacity (gallons)	26
Max. towing capacity ⁶ (pounds)	8200
Ground clearance	9.1



AVAILABLE EXTERIOR COLORS¹⁰

- | | | |
|---|---|--|
|  GAN Silver Ice Metallic (new) |  25U Dark Blue Metallic |  50U Summit White |
|  GBV Cyber Gray Metallic (new) |  41U Black |  74U Victory Red |
|  GWX Brownstone Metallic (new) |  47U Dark Green Metallic |  86U Wheatland Yellow |

Note: Special paints can be ordered for orders of 5 or more.

SELECT STANDARD FEATURES

Features based on 9C1 unless otherwise noted.

SAFETY AND SECURITY

- Frontal air bags* with passenger-side deactivation switch
- Head curtain side-impact air bags* (first 3 rows)
- Enhanced technology glass for 4th and 5th rows (12- and 15-passenger seating)
- StabiliTrak® stability enhancement system
- PASS-Key III theft-deterrent system
- OnStar® 6-month Directions & Connections Plan¹ with Turn-by-Turn Navigation (fleet delete available)
- Daytime Running Lamps
- Automatic headlamps
- Tire Pressure Monitoring System**

INTERIOR

- Front high-back, reclining bucket seats
- 12-passenger seating
- Console with storage, 3 cupholders, 2 power outlets
- Air conditioning, front and rear
- Tilt adjustable steering column
- AM/FM stereo with digital clock
- Power windows and power door locks

MECHANICAL

- Vortec 4.8L V8 with 285 hp
- Oil Life Monitoring System
- 6-speed automatic transmission with Tow/Haul mode and internal transmission oil cooler
- Independent front suspension
- 4-wheel disc antilock brake system
- Power steering
- Heavy-duty battery with 600 coldcranking amps

EXTERIOR

- Halogen headlamps
- Intermittent front windshield wipers
- Swing-out 60/40 passenger-side door
- Swing-out rear doors
- Manual rearview mirrors
- LT245/75R16 all-season tires
- Stainless steel exhaust system

SELECT OPTIONAL FEATURES

Options are available on certain models only. See your Ordering Guide for details.

- Seating options: 15-passenger seating, cloth seats, driver and front passenger power seat adjustment
- Power windows and door locks
- Audio options: CD player, CD/MP3 player, USB port¹², navigation⁸, SiriusXM® Radio² with 3-month trial, steering wheel controls
- Bluetooth® wireless technology for select phones¹¹

- Vortec 6.0L V8 with 342 hp and E85 FlexFuel⁹ capability
- Duramax 6.6L V8 Turbo Diesel
- Trailering equipment
- Sliding passenger-side door
- Outside heated, power, folding mirrors with turn signals
- Remote Vehicle Starter System includes Remote Keyless Entry and two transmitters with remote panic buttons

* Always use safety belts and the correct child restraint for your child's age and size, even in vehicles equipped with air bags. Even in vehicles equipped with Passenger Sensing System, children are safer when properly secured in a rear seat in an appropriate infant, child or booster seat. Never place a rear-facing infant restraint in the front seat of any vehicle equipped with an active frontal air bag. See your vehicle Owner Manual and child safety seat instructions for more information.

** Tire Pressure Monitoring System does not apply to spare tire.

Equipment from independent suppliers is not covered by the GM New Vehicle Limited Warranty. GM is not responsible for the safety or quality of independent supplier alterations.



EFFICIENT FEATURES

- E85 FlexFuel⁹ capability
- Standard 6-speed automatic transmission
- Available Duramax 6.6L Turbo Diesel with B20-Diesel compatibility

MODEL AVAILABILITY

	Regular Wheelbase	Extended Wheelbase
G3500 RWD	CG33406	CG33706

SPECIFICATIONS

(inches unless otherwise stated)	Regular Wheelbase	Extended Wheelbase
Wheelbase	135.0	155.0
Length	224.1	244.1
Width	79.2	79.2
Seating (maximum) ¹⁹	2/3/3/4	2/3/3/3/4
Head room	39.8/38.4/38.5/37.6	39.8/38.4/38.5/37.6/37.6
Shoulder room	68.8/68.6/65.8/69.1	68.8/68.6/65.8/69.1/62.9
Leg room	41.3/36.3/36.6/36.6	41.3/36.3/36.6/36.6/34.1
Max. cargo vol. ³ with seats removed (cubic feet)	216.2	252.8
Approx. fuel capacity (gallons)	31	31
Max. towing capacity ⁶ (pounds)	10,000	9700
Ground clearance	7.1	7.7



SPECIALTY VEHICLE



2013 Model Year shown

SELECT STANDARD FEATURES

Features based on 1SE Livery unless otherwise noted.

SAFETY AND SECURITY

- Dual-stage frontal, side impact, knee and head curtain side impact air bags* for driver and front passenger, head curtain and seat side impact for outboard rear passengers; with Passenger Sensing System
- Rear child security door locks
- OnStar® 12 months Directions and Connections Plan¹ with Turn-By-Turn Navigation
- Daytime running lamps
- StabiliTrak® vehicle stability enhancement system
- Tire Pressure Monitoring System**

INTERIOR

- Front bucket seats with leather seating surfaces and 10-way power including 4-way power lumbar
- Rear seat armrest includes redundant radio controls
- CUE Infotainment System¹³, AM/FM stereo with dual USB ports¹² and SD card slot¹³, includes natural voice recognition and auxiliary input jack, Bose® 8-speaker system, HD Radio™, SiriusXM® Radio² with 3-month trial, CD/MP3 player
- Dual-zone automatic climate control
- Automatic air circulation sensor
- Electronic cruise control
- Power programmable door locks
- Driver Information Center
- Keyless Access with push-button start
- Adaptive remote start
- Rearview backup camera
- Retained accessory power
- Power rake and telescopic steering column
- Leather-wrapped steering wheel with tap up/tap down controls
- Wood trim on steering wheel, console and centerstack
- Microfiber suede headliner



2013 Model Year shown



EFFICIENT FEATURES

- Standard 6-cylinder engine
- Standard 6-speed automatic transmission

2013 Model Year shown

MECHANICAL

- Front-wheel drive
- 3.6 SIDI DOHC V6 VVT engine with 304 hp and 263 lb-ft torque
- 6-speed automatic transmission
- 4-wheel antilock disc brakes (front Brembo brakes)
- Magnetic Ride Control
- All-speed, engine and brake controlled traction control
- Transmission oil cooler
- Air-leveling rear suspension
- Power variable assist electric steering
- Professional Vehicle Protection Plan (PVPP), 3-year/150,000 mile extended service agreement

EXTERIOR

- High intensity Xenon headlamps with Twilight Sentinel, cornering lamps and night-time flash-to-pass
- Illuminating door handles
- Outside heated power-adjustable folding mirrors with turn signal indicators and puddle lamps
- Ultrasonic Rear Parking Assist
- Capless fuel tank filler
- P255/45R19 all-season tires
- 19" aluminum wheels
- 18" compact spare wheel and tire

SELECT OPTIONAL FEATURES

Options are available on 1SE Livery model only. See your Ordering Guide for details.

- Luxury Level One Package, includes Memory Package, heated and ventilated driver and front passenger seats, front thigh adjust front seats, Ambient lighting accent, Bose® 14-speaker Studio Surround Sound system, uplevel wood trim and CUE Infotainment System¹³ with navigation⁸.
- Rear Seat Comfort Package, includes heated rear outboard seating positions, rear window power sunshade, rear side window manual sunshades, tri-zone climate control and 110-volt electrical receptacle.
- CUE Infotainment System¹³ with navigation⁸

* Always use safety belts and the correct child restraint for your child's age and size, even in vehicles equipped with air bags. Even in vehicles equipped with Passenger Sensing System, children are safer when properly secured in a rear seat in an appropriate infant, child or booster seat. Never place a rear-facing infant restraint in the front seat of any vehicle equipped with an active frontal air bag. See your vehicle Owner Manual and child safety seat instructions for more information.
 ** Tire Pressure Monitoring System does not apply to spare tire.

AVAILABLE EXTERIOR COLORS¹⁰

GAN Radiant Silver Metallic	GBE Crystal Red Tintcoat ⁷	GLJ Graphite Metallic	GWT Silver Coast Metallic
GAZ Summit White	GBN White Diamond Tricoat ⁷	GLK Black Diamond Tricoat ⁷	GXH Sapphire Blue Metallic
GBA Black Raven			

MODEL AVAILABILITY

XTS FWD	Sedan 6GB69
---------	----------------

SPECIFICATIONS

(inches unless otherwise stated)	Sedan
Wheelbase	111.7
Length	202.0
Width	72.91
Height	59.45
Seating f/r (max.) ¹⁹	2/3
Headroom f/r	40.1/37.8
Shoulder f/r	57.9/56.3
Leg f/r	45.8/40.0
Max. cargo vol. (cubic feet)	18.0
Fuel capacity (gallons)	19



XTS COACHBUILDER LIMO & EXTENDED SEDAN

Cadillac's distinctive styling is evident in the **XTS Limousine**, extendable up to 70 inches by Cadillac Master Coachbuilders. Clients will travel in comfort with the powerful and efficient FWD 3.6L V6 engine under the hood, while luxurious interior features and leather-appointed seating comfortably accommodate up to seven passengers and a driver.

The **XTS-L Extended Sedan**, available through Cadillac Master Coachbuilders, redefines passenger comfort with up to seven extra inches of legroom and optimized suspension and ride control systems for a quiet and smooth riding environment.

Cadillac sells an incomplete vehicle chassis to its certified Cadillac Master Coachbuilders (CMCs) for final vehicle manufacturing and distribution. Each CMC has a different interpretation of the finished product and offers unique interior and exterior features to the industry.

The XTS Limousine and Extended Sedan chassis are engineered for the rigors of the chauffeured transportation industry. All CMC-converted limousines and extended sedans are backed by Cadillac's Professional Vehicle Protection Plan for 3-years or 150,000-miles (whichever comes first). See dealer for details.





XTS COACHBUILDER HEARSE

Cadillac continues its rich heritage in the funeral industry by offering a perfect balance of elegant styling and refined technology to address the industry's unique requirements. The Cadillac Master Coachbuilder-converted XTS hearse imparts a respected presence to the procession while upholding the standard of luxury funeral clients deserve and expect.

Cadillac sells an incomplete vehicle chassis to its certified Cadillac Master Coachbuilders (CMCs) for final vehicle manufacturing and distribution. Each CMC has a different interpretation of the finished product and offers unique interior and exterior features to the industry.

The XTS hearse chassis is engineered for the heavy-duty application and long idle periods of a funeral procession. All CMC-converted hearses are backed by Cadillac's Professional Vehicle Protection Plan for 6-years or 100,000-miles (whichever comes first). See dealer for details.



Commercial Sounding Board

The mission of the GM Commercial Sounding Board is to create a forum for Commercial Fleet Professionals and GM Fleet and Commercial management to candidly discuss all issues of importance to the entire fleet industry. The Commercial Sounding Board welcomes your ideas to improve the way GM Fleet and Commercial Operations does business with you. Please submit your ideas via email to the CSB member nearest your location. Your questions and concerns will be sent directly to GM. For general fleet questions, please call the GM Fleet and Commercial Action Center at 1-800-FleetOp (1-800-353-3867).

CURRENT COMMERCIAL SOUNDING BOARD MEMBERS



Ed Bobit
Bobit Business Media
Chairman
3520 Challenger Street
Torrance, CA 90503
(Office) 310 533-2422
ejb@bobit.com

EASTERN REGION



Lynda Dinwiddie
LabCorp
Assoc. VP, National Fleet & Travel
458 South Main Street Attn: Fleet Dept.
Burlington, NC 27215
(Office) 336-436-2158
lynda_dinwiddie@labcorp.com



Lee Miller
Boehringer-Ingelheim
900 Ridgebury Rd
P.O. Box 368
Ridgefield, CT 06877
(Office) 203-798-4155
lmiller2@rdg.boehringer-ingelheim.com



Ralph Schatz
PepsiCo
Global Fleet Procurement
1 Pepsiway
Somers, NY 10589
(Office) 914-767-6974

CENTRAL REGION



Dick Malcom
State Farm Insurance
Fleet Administrator
One State Farm Plaza SC-1
Bloomington, IL 61710
(Office) 309-766-2345
dick.malcom.jplq@statefarm.com



Janet Horvath
Eaton Corp.
1111 Superior Ave.
Cleveland, OH 44114
(Office) 216-523-4403
janethorvath@eaton.com



Shawn Dusosky
General Mills, Inc.
1 General Mills Boulevard
Minneapolis, MN 55440
(Office) 763-764-6831

WESTERN REGION



John DeLuna
Mary Kay Inc.
Senior Analyst
16251 Dallas Parkway
P.O. Box 799045
Dallas, TX 75379
(Office) 972-687-4472
john.deluna@mkcorp.com



Michael Sims
LDS Church
Vehicle Fleet Operations Manager
50 East North Temple Street, 25th floor
Salt Lake City, UT 84150-5270
(Office) 801-240-4990
simsm@ldschurch.org



Dave Meisel
Pacific Gas & Electric Company
Director Transportation Service
245 Market St, Rm 562
San Francisco, CA 94105-1702
(Office) 415-973-5575
D5Mw@pge.com



Brandon Morris
DirecTV
Director Fleet Services
6501 E. Belleview Ave., 5th Floor
Englewood, CO 80111
(Office) 303-395-6073
BMorris@dtvhs.com

CANADA



Tim Kohlsmith
Pyramid Corp
Fleet Manager
2308 8 Street
Nisku, ABT9E 7Z2
Canada
(Office) 780-955-4581
timk@pyramidcorporation.com



Bob Mitchell
Sobeys Capital Inc.
Fleet Management Specialist
115 King Street
Stellarton, NS B0K 1S0Canada
(Office) 902-752-8371 ext. 2182
bob.mitchell@sobeys.com



Douglas Morris
Direct Energy
Fleet Manager
30 High Meadow Place
North York, ON M9L 2Z5
Canada
(Office) 416-780-2681
douglas.morris@directenergy.com

GM provides quality parts and service for your GM and non-GM vehicles.

GM Parts

- High-quality GM Parts designed, manufactured, and tested to help keep your GM vehicle running at peak performance
- Your GM dealer has access to a full line of genuine GM Parts — Maintenance/Repair, Collision, Powertrain, and GM Accessories



GM FleetTrac

A consolidated billing program for parts and services purchased at participating GM Dealers

- Provides a single monthly consolidated invoice
- No enrollment or use fee
- Client-specified spending controls and robust reporting
- Visit: www.gmfleettrac.com



ACDelco Parts

- Meet GM's stringent quality standards
- Available for GM and non-GM vehicles
- ACDelco is a global leader in the automotive aftermarket and offers over 100,000 quality parts across 37 product lines



ACDelco Key Fleet Program

Offers fleets technical and related benefits to help increase efficiency and reduce downtime:

- Technical training and seminars at no charge
- Technical assistance hotline
- Discounts on SPX tools, equipment, service and training manuals
- Visit: www.acdelcotechconnect.com

ACDelco WIP (WISE Internet Parts)

Online parts/ordering link to local ACDelco Warehouse Distributors

- Order history and saved order sheets
- Labor, tech specs, and other optimal modules available soon
- For additional information, call 1-800-825-5886, option 3



GM Fleet Service — Value for You!

Covered and Comprehensive

- 100,000-mile/5-year (whichever comes first) Powertrain Limited Warranty, Roadside Assistance and Courtesy Transportation for Chevrolet and GMC; 70,000/6-year (whichever comes first) Powertrain Limited Warranty, Roadside for Cadillac and Buick; See dealer for exclusions and limitations
- Transferable to subsequent owner
- \$0 deductible



Fleet-Focused Solutions

- Dedicated Fleet Sales, Service and Parts organization
- Experienced in assisting fleets with maximizing vehicle uptime and driver convenience
- Operating expense consultation
- Fleet Action Center 1-800-FLEETOP (1-800-353-3867)

Maintenance Savings Technology

- Oil Life Monitoring System (available on most models)
- Simplified maintenance
- Tire Pressure Monitoring System (available on select models)
- OnStar® Business Vehicle Manager (available on OnStar-equipped models)

GM Tools and Equipment

- Service Tools and Equipment
- Fleets may purchase tools and equipment available through GM's authorized source
- Visit www.servicesolutions.spx.com or call 1-866-621-2128

World-Class Training

- Web-based technical training
- Instructor-led classroom sessions provide hands-on technical training
- Visit www.centerlearning.com or www.acdelcotechconnect.com



Service Reference and Diagnostics (SI 2000)

- Valuable service information necessary to successfully diagnose and complete vehicle repairs
- TechLink Bulletins, Service Manuals, Service Bulletins and Information
- Electronic Tech II Updates
- Multiple Diagnostic Interface (MDI)
- Visit www.gmfleet.com

UNMATCHED GM DEALER NETWORK

- Over 4,000 GM locations nationwide — the industry's largest OEM automotive service provider
- Multi-Point Vehicle Inspection
- Advanced diagnostic equipment and a link to GM engineers supplying daily service information
- GM-trained and ASE-certified technicians with over 1 million hours of training annually
- Genuine GM Parts, manufactured to meet the exact specifications of your GM vehicle
- One-stop shopping for all your service needs
- Go to www.mycertifiedservice.com for a location near you

Business Choice

The all-new GM Business Choice⁴ is an enhanced incentive program specifically designed for business owners who use their vehicles for work-related purposes. Available when you purchase or lease eligible new Chevrolet or GMC vehicles, the new Business Choice provides Business Choice Maintenance¹, plus valuable Upfit Cash Allowance^{2,4,5} or GM Accessory Cash Allowance^{2,6} you can stack with retail offers for increased savings.

Visit gmbusinesschoice.com for the latest information.



1. According to your vehicle's recommended maintenance schedule for up to two years or 30,000 miles, whichever comes first. Does not include air filters. Covers six oil changes for gasoline engines and four oil changes for diesel. Extra charge may apply for dual rear wheel tire rotations. See participating dealer for restrictions and complete details.
2. Not valid with all offers. See dealer for details. Take delivery by 9/30/13. Amounts include parts and labor.
3. Excludes certain commercial packages. See dealer for full details and restrictions.
4. **2013 GM BUSINESS CHOICE PROGRAM REQUIREMENTS** The 2013 GM Business Choice Program is valid from January 3, 2013, through September 30, 2013. You must purchase or lease your vehicle during the program period and be prepared to provide proof of your business. Vehicle must be used in the day-to-day operation of the business and not solely for transportation purposes. This program may not be compatible with other offers or incentive programs. Consult with your Chevrolet or GMC dealer for program compatibility and other restrictions. For complete program requirements, including information regarding offers, vehicles, equipment, options, warranties and ordering information, consult your Chevrolet or GMC dealer or visit www.gmbusinesschoice.net. GM, the GM Logo, Chevrolet, GMC and the Chevrolet and GMC logos, and the slogans, emblems, vehicle model names, vehicle body designs and other marks appearing in this catalog are the trademarks and/or service marks of General Motors, its subsidiaries, affiliates or licensors. ©2012 General Motors.
5. **IMPORTANT NOTE ABOUT ALTERATIONS AND WARRANTIES** Installations or alterations to the original equipment vehicle or chassis as distributed by General Motors are not covered by the General Motors New Vehicle Limited Warranty. The special body company, assembler, equipment installer or upfitter is solely responsible for warranties on the body or equipment and any alterations (or any effect of the alterations) to any of the parts, components, systems or assemblies installed by GM. GM is not responsible for the safety or quality of design, features, materials or workmanship of any alterations by such suppliers.
6. Fully backed by GM. GM Accessories permanently installed at the time of new vehicle delivery are covered under the New Vehicle Limited Warranty. If installed after delivery, coverage on parts and labor is for the balance of the new vehicle warranty or a minimum of 12 months or 12,000 miles, whichever comes first. GM Accessories not requiring installation or purchased over the counter carry a 12-month limited warranty on parts only. Does not apply to licensed products.

Business Elite dealers specialize in creating long-term partnerships with Fleet and Commercial customers. They learn about your unique business challenges and offer you solutions that will help your business succeed.



- **Account Specialists** work with you to get the correct upfits and vehicles built to suit your unique vocation. Account Specialists also offer on-site delivery right to your place of business, plus extended priority hours to work around your schedule, instead of the other way around.
- **Express Business Services** provides round-the-clock towing, so you can carry on with your workday uninterrupted. We'll even come to your work site to deliver work-ready loaners. Our dealers offer extended hours. They stay open later, so you don't have to close your business to get the equipment and service you need to keep your business thriving.
- **Business Choice Maintenance**¹ includes lube, oil and filter service, single tire rotation and a 27-point inspection process for 2 years/30,000 miles.¹ It's the one plan intended to make sure your work vehicles are always work-ready.



In fact, we're the only automobile manufacturer to offer this type of service to our business customers. And because you can stack offers for even greater savings, you'll enjoy a well-maintained fleet while saving money — which can really improve your bottom line.

¹ According to your vehicle's recommended maintenance schedule for up to two years or 30,000 miles, whichever comes first. Does not include air filters. Covers six oil changes for gasoline engines and four oil changes for diesel. Extra charge may apply for dual rear wheel tire rotations. See participating dealer for restrictions and complete details.

Fleet Account Numbers (FANS)

Establishing a New GM Fleet Account Number (FAN)

A. DETERMINE IF A PROSPECT IS QUALIFIED:

Fleet Account Numbers are assigned to qualified fleet companies upon application to General Motors through the GM Fleet Account Number System (GMFANS).

Enrollment Terms and Conditions

A "Qualified Fleet User" is defined as any company which has purchased or leased five (5) or more new cars and/or trucks (any combination of vehicle manufacturers) solely for business use in its operation during the current or preceding calendar year or model year, or preceding twelve (12) month period, or that currently owns or leases fifteen (15) or more cars and trucks used in its company service. Supporting documentation must be retained by the dealer and made available to GM upon request.

New motor vehicles ordered under fleet must be delivered to the same Qualified Fleet User (same GM Fleet Account Number or FAN). In addition, vehicles must be kept in fleet service by the same Qualified Fleet User for a minimum of six (6) months from the date of delivery unless a different fleet service requirement is specified in the official written program guidelines provided by GM.

The Qualified Fleet User, by executing the Enrollment Form, certifies it is a Qualified Fleet User, acknowledges the fleet program eligibility requirements specified therein, and agrees to comply with the requirements. Additional eligibility requirements for specific fleet programs, as issued by GM to its dealers from time to time, will be made available to Qualified Fleet Users by the selling dealer as required.

The Qualified Fleet User further agrees to provide, upon request by GM or the selling dealer, access to original business records confirming that vehicles were registered, used and transferred only in accordance with GM program requirements. In the event (1) a Qualified Fleet User orders new motor vehicles from a dealer and identifies them as fleet units eligible for GM fleet programs, and (2) the vehicles are not used by Qualified Fleet User in accordance with program requirements, GM will take appropriate action, which may include the disqualification of the Qualified Fleet User and/or dealer from future participation in fleet programs, and the issuance of a chargeback against the dealer or identified Qualified Fleet User for any special allowances, incentives, special option packages or other promotional programs which GM paid or credited to the dealer or identified Qualified Fleet User as a result of inaccurate representations. In the event

of such a chargeback to the dealer, the Qualified Fleet User agrees to reimburse the dealer.

B. IF A PROSPECT IS QUALIFIED:

A General Motors dealer is required to submit an enrollment application through GM GlobalConnect. The enrollment application can be found on the GM Global FANS website. The following information is required:

1. Name of business
2. Both physical and mailing addresses (if different)
3. Phone number

Upon completion of the enrollment application on the website, dealer will submit this document electronically. Upon processing, a General Motors FAN will be issued and the requesting dealer will be advised of the FAN via e-mail.

All supporting documentation of the prospect's fleet eligibility must be retained at the dealership submitting the enrollment application.

STANDARD FLEET ELIGIBILITY GUIDELINES

Unless otherwise indicated, the following eligibility guidelines will apply to all fleet incentive/allowance programs.

- A. The order period will begin with the announcement of the 2014 model year fleet incentive programs and end when dealers are notified that 2014 model year orders are no longer being accepted by the respective GM Divisions.
- B. The delivery period is the start of 2014 production through the end of 2014 production.
- C. Eligible vehicles must remain in service for a minimum of six (6) months (even if the retail alternative incentive is selected). However, if a vehicle has been damaged beyond repair, i.e., fire, frame or water damage, etc., and documentation is available to support the condition, this provision will be waived.
- D. All qualified fleet orders for eligible models received from dealers must contain a valid fleet order type.
- E. All qualified fleet orders for eligible models received from dealers must contain the GM Fleet Account Number (FAN) of record and the FAN account name.
- F. Dealer Order Acknowledgments must be checked to verify accuracy of orders submitted.
- G. Dealer orders currently on hand or in the system that qualify under these programs, except that they do not contain the appropriate processing options, can be amended or

canceled and reordered if they have not been approved for production (preferenced). This is the ordering dealer's responsibility.

H. Vehicles delivered to unqualified customers are ineligible, and the dealer's open account will be debited for the amount of the credit and any other fleet allowance paid. Failure to comply with these guidelines may also result in the dealer being disqualified from future participation in Fleet programs and/or termination of the dealer's Sales and Service Agreement. Failure to report a FAN and valid fleet delivery type on the delivery record, if required by the GM Division, will automatically generate a debit to the dealer's open account.

I. Eligible passenger car deliveries must be made to the ultimate customer through a dealership representing the GM marketing division. Passenger car deliveries made through any entity or individual other than the General Motors dealer are ineligible for payment. Eligible light-duty truck orders may be delivered through body builders if the end user is a qualified fleet or political subdivision, including the federal government.

J. Dealers must take full responsibility for including the proper processing option on the orders. No additions or changes will be accepted after orders are approved for production (preferenced).

K. Fleet orders submitted with both a fleet processing option and any ineligible fleet or retail incentive option will be rejected with an error message.

L. Acceptance of an order on any vehicle line does not constitute a commitment to build or to build in a requested time frame.

M. Those orders not produced during the 2013 model production period will be canceled. There are no provisions for dealers to receive any allowance for those canceled orders.

N. Order Workbench delivery codes reported by dealers must be the same as the Order Workbench codes provided in incentive program guidelines.

IMPORTANT

Information contained in this reference guide is intended to be a quick reference digest only. In no way does it supersede program dealer letters or guidelines. To assure accuracy, check official documents before placing any orders. Specific questions or requests for assistance should be addressed to GM Fleet & Commercial Operations.

GM Fleet & Commercial Action Center
1-800-FLEETOP (800-353-3867)

Ally

At Ally, one of our primary goals is to provide commercial customers with solutions that are as unique as they are. With Ally, qualified customers can up-fit financing that includes both the cost of the vehicle and any customary aftermarket customizations needed for your business. You can finance vehicles and establish lines of credit in the business's name, rather than in your name. And you can benefit from closed and open-ended leasing options like Ally's SmartLease® and ComTRAC® leases. At Ally, we know what commercial customers want and we have what you need.



Ally's Commercial Vehicle Line of Credit

- Includes pre-approval for vehicle financing that enables qualified customers to build business fleets
- Flexible enough to meet the needs of almost any business and can be applied to passenger cars or light- and medium-duty business vehicles of virtually any make or model
- Provides an additional source of funding solely to purchase or lease business vehicles, while preserving your bank credit lines for other business needs

Third-Party Guaranty

- Allows you to keep your business transactions with the business — and your name off of the vehicle contract and title
- Builds credit in the business's name only

Ally SmartLease®

- A close-ended lease that provides you with the opportunity to obtain new vehicles more often, maintaining a professional image through more frequent fleet replacement
- You get protection against depreciation risks or trade-in worries

Ally's ComTRAC® Lease

- An open-ended lease that allows you to depreciate or expense the cost of vehicles
- Allows tailoring of residual values for more flexibility in determining monthly payments and managing cash flow

For more information on solutions from Ally, contact an Ally Commercial Product Specialist at 800-471-4622 or talk to your preferred dealer.

Vehicle Segmentation

Mini/Small/Compact Car

Buick Verano	Fiat 500 Ford Fiesta/Focus
Chevrolet Cruze/Sonic/Spark/Volt	Honda Civic/Fit/Insight Hyundai Accent/Elantra Kia Rio/Forte Mazda2/3 MINI Cooper Mitsubishi Lancer Nissan Sentra/Versa/Leaf xD/iQ Subaru Impreza Suzuki Kizashi/SX4 Toyota Corolla/Matrix/ Yaris/Prius Volkswagen Beetle/GTI/ Jetta/Golf/EOS

Midsize & Large

Buick LaCrosse/Regal	Chrysler 200/300 Dodge Charger Ford Taurus/Fusion Honda Accord
Chevrolet Impala/Malibu	Hyundai Azera/Sonata/ Genesis Sedan Kia Optima Mazda6 Mitsubishi Galant Nissan Altima/Maxima Subaru Legacy/Outback Toyota Avalon/Camry/ Venza Volkswagen Passat/CC

Luxury

Cadillac ATS/CTS/ELR/XTS	Aston Martin Acura RL/TL/TSX Audi A3/A4/A5/A6/A8 BMW 1-, 3-, 5-, 7-Series Fisker Karma Infiniti G/M Jaguar XF/XJ Lexus ES/GS/IS/LS Lincoln MKZ/MKS Maserati Quattroporte Mercedes-Benz CLK/ C-, CL-, CLS-, E-, S-Class Porsche Panamera Tesla Volvo C30/S40/S60/S80/ V50/V70/C70
---------------------------------	---

Sport

Chevrolet Camaro/Corvette	Aston Martin Audi TT/R8/A5/S4/S5 BMW Z4, 6-Series Dodge Challenger/Viper Ferrari Ford Mustang Hyundai Genesis Coupe Jaguar XK Lamborghini Lotus Elise/Exige/Evora Maserati GranTurismo Mazda MX-5 Miata/RX-8 Mercedes-Benz SLK/SLR/ SL-Class Mitsubishi Eclipse Nissan 370Z/GT-R Porsche 911/Boxster
----------------------------------	--

Sport Utility/Crossover

Buick Enclave/Encore	Acura MDX/RDX/ZDX Audi Q5/Q7 BMW X3/X5/X6 Dodge Durango/Journey Ford Edge/Escape/Expedition/ Expedition EL/Explorer/ Flex Honda CR-V/Pilot/Crosstour Hyundai Santa Fe/Tucson/ Veracruz Infiniti EX/FX/QX Jeep Commander/Compass/ Grand Cherokee/Liberty/ Patriot/Wrangler Kia Sportage/Sorento/Soul/ Borrego Land Rover LR2/LR4/Range Rover/Range Rover Sport Lexus GX/LX/RX Lincoln MKX/MKT/Navigator/ Navigator L Mazda CX-7/CX-9/Tribute Mercedes-Benz G-, GL-, GLK-, M-, R-Class Mitsubishi Outlander/ Endeavor Nissan Armada/Cube/Juke/ Murano/Pathfinder/ Xterra/Rogue Porsche Cayenne Subaru Tribeca/Forester Suzuki Grand Vitara Toyota 4Runner/FJ Cruiser/ Highlander/ Land Cruiser/ RAV4/ Sequoia/4Runner/ Venza VW Touareg/Tiguan/Routan Volvo XC60/XC70/XC90
Cadillac Escalade/ Escalade ESV/ SRX	
Chevrolet Captiva Sport/ Equinox/ Tahoe/ Suburban/ Traverse	
GMC Acadia/ Terrain/ Terrain Denali/ Yukon/Yukon XL/Denali	

Full Size Pickups

Chevrolet Silverado 1500/2500HD/3500HD	Dodge Ram 1500/2500/3500 Ford F-150 Ford SuperDuty F250/F350 Nissan Titan Toyota Tundra
GMC Sierra 1500/2500HD/3500HD/ Denali	

Passenger Van

Chevrolet Express	Chrysler Town & Country Dodge Caravan Ford E-Series
GMC Savana	Honda Odyssey Kia Sedona Toyota Sienna

Cargo Van

Chevrolet Express	Dodge Grand Caravan Ford E-Series Nissan NV
GMC Savana	Mercedes-Benz Sprinter Ram C/V

Vehicle Model Designations

Buick

	FWD	AWD	
Enclave	4R14526	4V14526	
	FWD	AWD	
Encore	4JU76	4JM76	
Encore 1SL and 1SN	4JV76	4JN76	
	FWD Sedan	AWD Sedan	
LaCrosse 1SB	4GB69	-	
LaCrosse 1SL	4GM69	4GG69	
LaCrosse 1SR	4GT69	-	
LaCrosse 1ST	4GT69		
		Sedan	
Regal		4GR69	
Regal Turbo		4GS69	
Regal GS		4GJ69	
		Sedan	
Verano		4PG69	
Verano with Leather Appointments		4PH69	

Cadillac

	RWD	AWD	
ATS	6AB69	6AM69	
	Sedan	Wagon	Coupe
CTS 3.0L RWD	6DM69	6DM35	-
CTS 3.0L AWD	6DG69	6DG35	-
CTS 3.6L RWD	6DP69	6DP35	6DP47
CTS 3.6L AWD	6DH69	6DH35	6DH47
CTS-V	6DN69	6DN35	6DN47
	Sedan		
ELR	6RC47		
	RWD	AWD	
Escalade	6C10706	6K10706	
Escalade ESV	6C10906	6K10906	
	FWD	AWD	
SRX	6NG26	6NL26	
	FWD	AWD	
XTS	6GD69	6GX69	

Chevrolet

	RWD	4WD	
	Convertible	Coupe	
Camaro 1LS	-	1EE37	
Camaro 2LS	-	1EN37	
Camaro 1LT	1EF67	1EF37	
Camaro 2LT	1EH67	1EH37	
Camaro 1SS	1ES67	1ES37	
Camaro 2SS	1ET67	1ET37	
Camaro ZL1	1EY67		
		Sedan	
Caprice PPV		1EW19	
	FWD	AWD	
Captiva Sport 1LS	1LD26	-	
Captiva Sport 2LS	1LD26	-	
Captiva Sport LT	1LE26	-	
Captiva Sport LTZ	1LN26	-	
	Coupe	Convertible	
Corvette	1YY07	1YY67	
Corvette Z51	1YX07	1YX67	
		Sedan	
Cruze LS		1PL69	
Cruze 1LT		1PX69	
Cruze 2LT		1PZ69	
Cruze LTZ		1PW69	
Cruze ECO		1PB69	
Cruze Diesel 1SL		1PY69	
	FWD	AWD	
Equinox LS	1LF26	1LG26	
Equinox LT	1LH26	1LK26	
Equinox LTZ	1LJ26	1LM26	
	Regular Wheelbase	Extended Wheelbase	
Express Passenger Van 1500 RWD	CG13406	-	
Express Passenger Van 1500 AWD	CH13406	-	
Express Passenger Van 2500 RWD	CG23406	-	
Express Passenger Van 3500 RWD	CG33406	CG33706	
Express Cargo Van 1500 RWD	CG13405	-	
Express Cargo Van 1500 AWD	CH13405	-	
Express Cargo Van 2500 RWD	CG23405	CG23705	
Express Cargo Van 3500 RWD	CG33405	CG33705	
	139-in. wheelbase	159-in. wheelbase	177-in. wheelbase
Express Cutaway Van	CG33503	CG33803	CG33903
		Sedan	
Impala LS (fleet)		1WF19	
Impala LT (fleet)		1WG19	
Impala LTZ		1WU19	
Impala Police		1WS19	
		Sedan	
Malibu LS		1GB69	
Malibu ECO/LT		1GC69	
Malibu LTZ		1GD69	

Vehicle Model Designations (continued)

Chevrolet (cont.)

	RWD	4WD
Silverado 1500 Regular Cab Standard Box	CC15703	CK15703
Silverado 1500 Regular Cab Long Box	CC15903	CK15903
Silverado 1500 Double Cab Standard Box	CC15753	CK15753
Silverado 1500 Crew Cab Short Box	CC15543	CK15543
Silverado 1500 Crew Cab Long Box	CC15743	CK15743
Silverado 2500HD Regular Cab Long Box	CC20903	CK20903
Silverado 2500HD Crew Cab Standard Box	CC20743	CK20743
Silverado 2500HD Crew Cab Long Box	CC20943	CK20943
Silverado 3500HD Regular Cab Long Box	CC30903	CK30903
Silverado 3500HD Crew Cab Standard Box	CC30743	CK30743
Silverado 3500HD Crew Cab Long Box	CC30943	CK30943

	RWD	4WD
	Chassis Cab	Chassis Cab
Silverado 3500HD Regular Cab 60-in. CA	CC31003	CK31003
Silverado 3500HD Regular Cab 84-in. CA	CC31403	CK31403
Silverado 3500HD Crew Cab 59-in. CA	CC31043	CK31043

	Sedan	5-Door
Sonic LS	1JU69	1JU48
Sonic LT	1JV69	1JV48
Sonic LTZ	1JW69	1JW48
Sonic RS	-	1JY48

	Sedan
Spark LS	1CM48
Spark 1LT	1CN48
Spark 2LT	1CO48
Spark EV	1CZ48

	RWD	4WD
Tahoe	CC10706	CK10706
Tahoe Police	CC10706	-
Tahoe Special Services	-	CK10706
Suburban 1500	CC10906	CK10906
Suburban 2500	CC20906	CK20906

	FWD	AWD
Traverse	CR14526	CV14526

	Sedan
Volt	1RC68

GMC

	FWD	AWD
Acadia	TR14526	TV14526

	Regular Wheelbase	Extended Wheelbase
Savana Passenger Van 1500 RWD	TG13406	-
Savana Passenger Van 1500 AWD	TH13406	-
Savana Passenger Van 2500 RWD	TG23406	-
Savana Passenger Van 3500 RWD	TG33406	TG33706
Savana Cargo Van 1500 RWD	TG13405	-
Savana Cargo Van 1500 AWD	TH13405	-
Savana Cargo Van G2500 RWD	TG23405	TG23705
Savana Cargo Van G3500 RWD	TG33405	TG33707

	139-in. wheelbase	159-in. wheelbase	177-in. wheelbase
Savana Cutaway Van	TG33503	TG33803	TG33903

	RWD	4WD
Sierra 1500 Regular Cab Standard Box	TC15703	TK15703
Sierra 1500 Regular Cab Long Box	TC15903	TK15903
Sierra 1500 Double Cab Standard Box	TC15753	TK15753
Sierra 1500 Crew Cab Short Box	TC15543	TK15543
Sierra 1500 Crew Cab Long Box	TC15743	TK15743
Sierra 2500HD Regular Cab Long Box	TC20903	TK20903
Sierra 2500HD Crew Cab Standard Box	TC20743	TK20743
Sierra 2500HD Crew Cab Long Box	TC20943	TK20943
Sierra 3500HD Regular Cab Long Box	TC30903	TK30903
Sierra 3500HD Crew Cab Standard Box	TC30743	TK30743
Sierra 3500HD Crew Cab Long Box	TC30943	TK30943

	RWD	4WD
	Chassis Cab	Chassis Cab
Sierra 3500HD Regular Cab 60-in. CA	TC31003	TK31003
Sierra 3500HD Regular Cab 84-in. CA	TC31403	TK31403
Sierra 3500HD Crew Cab 59-in. CA	TC31043	TK31043

	FWD	AWD
Terrain SLE-1	TLF26	TLG26
Terrain SLE-2 and SLT-1	TLH26	TLK26
Terrain SLT-2	TLJ26	TLM26

	RWD	4WD
Yukon	TC10706	TK10706
Yukon Denali	TC10706	TK10706
Yukon XL 1500	TC10906	TK10906
Yukon XL Denali 1500	TC10906	TK10906
Yukon XL 2500	TC20906	TK20906
Yukon XL Denali 2500	TC20906	TK20906

2014 figures highlighted in red provided by General Motors. All other figures are 2013 EPA estimates. Your actual fuel consumption may vary. For official U.S. government fuel economy figures please visit www.fueleconomy.gov.

Model	Engine	City MPG	Highway MPG	Combined MPG
Buick				
Enclave	3.6L V6 FWD*	17	24	19
	3.6L V6 AWD*	16	22	18
Encore	1.4L 4-cyl. FWD	25	33	28
	1.4L 4-cyl. AWD	23	30	26
LaCrosse	3.6L V6 FWD	17	27	21
	3.6L V6 AWD	17	25	20
eAssist	2.4L 4-cyl. FWD	25	36	29
Regal	2.0L 4-cyl. Manual	19	27	22
	2.0L 4-cyl. Auto	19	27	22
	2.4L 4-cyl. Auto	19	31	23
eAssist	2.4L 4-cyl. Auto	25	36	29
Verano	2.0L 4-cyl. Manual	20	31	24
	2.0L 4-cyl. Auto	21	30	24
	2.4L 4-cyl. Auto	21	32	25
Cadillac				
ATS	2.0L 4-cyl. Manual	19	30	23
	2.0L 4-cyl. Auto*	21	31	24
	2.5L 4-cyl. Auto*	22	33	26
	3.6L V6 Auto	19	28	22
	2.0L 4-cyl. AWD Auto	20	30	24
	3.6L V6 AWD Auto	18	26	21
CTS	3.0L V6 RWD Auto	18	27	22
	3.0L V6 AWD	18	26	21
	3.6L V6 RWD Auto*	18	27	21
	3.6L V6 AWD	18	27	21
Wagon	3.0L V6 RWD*	18	26	21
	3.0L V6 AWD*	18	26	21
	3.6L V6 RWD*	18	26	21
CTS-V	3.6L V6 AWD	18	26	21
	6.2L V8 Manual SC*	14	19	16
	6.2L V8 Auto SC*	12	18	14
CTS-V Wagon	6.2L V8 Manual*	14	19	16
	6.2L V8 Auto*	12	18	14
Escalade	6.2L V8 2WD	14	18	16
	6.2L V8 AWD	13	18	15
ESV	6.2L V8 2WD	14	18	16
	6.2L V8 AWD	13	18	14
SRX	3.6L V6 FWD	17	24	19
	3.6L V6 AWD	16	23	18
XTS	3.6L Turbo			
	3.6L V6 RWD	17	28	21
	3.6L V6 AWD	17	26	20

Model	Engine	City MPG	Highway MPG	Combined MPG
Chevrolet				
Camaro	3.6L V6 Manual	17	28	30
	3.6L V6 Auto	19	30	22
	3.6L V6 Auto (S6)	18	27	21
	6.2L V8 Manual	16	24	19
	6.2L V8 Auto	15	24	18
Caprice PPV	3.6L V6 Auto	15	24	18
Captiva	2.4L 4-cyl. FWD*	20	28	23
	3.0L V6 FWD*	17	24	19
	3.0L V6 AWD*	16	22	18
Cruze	1.4L 4-cyl. Manual*	26	38	30
	1.4L 4-cyl. Auto*	26	38	30
	1.8L 4-cyl. Manual*	25	36	29
	1.8L 4-cyl. Auto*	22	35	27
ECO	1.4L 4-cyl. Manual*	28	42	33
	1.4L 4-cyl. Auto*	26	39	31
Diesel	2.0L 4-cyl. Auto*	27	46	33
Corvette	6.2L V8 Manual	16	26	19
	6.2L V8 Auto	15	25	18
	7.0L V8 Manual	15	24	18
	6.2L V8 SC Manual	14	21	17
Equinox	2.4L 4-cyl. FWD	22	32	26
	2.4L 4-cyl. AWD	20	29	23
	3.6L V6 FWD	17	24	20
	3.6L V6 AWD	16	23	19
Express Passenger				
1500	5.3L V8 2WD*	13	17	14
	5.3L V8 AWD*	13	17	14
2500	4.8L V8 2WD*	11	17	13
	6.0L V8 2WD	11	16	13
3500	4.8L V8 2WD*	11	17	13
	6.0L V8 2WD	11	16	12
Express Cargo				
1500*	4.3L V6 2WD*	14	19	16
	5.3L V8 2WD*	13	18	15
	5.3L V8 AWD*	13	17	14
2500	6.0L V8 2WD	10	15	12
Impala	2.5L 4-cyl.*	21	31	25
	3.6L V6*	18	28	21
	3.6L V6*	19	29	22
Impala Limited	3.6L V6*	18	30	22
Malibu	2.0L 4-cyl. Auto	21	30	24
	2.5L 4-cyl. Auto	22	34	26
	eAssist	2.4L 4-cyl. Auto	25	37

*2014 General Motors estimated gasoline mileage figures shown as of publication date.

Fuel Economy (continued)

Model	Engine	City MPG	Highway MPG	Combined MPG
Chevrolet (cont.)				
Silverado 1500	4.3L V6 2WD	15	20	17
	4.3L V6 4WD	14	18	15
	4.8L V8 2WD	14	19	16
	4.8L V8 4WD	13	18	15
	5.3L V8 2WD*	16	23	19
	5.3L V8 4WD*	16	22	18
	6.2L V8 2WD	13	18	14
	6.2L V8 4WD	12	18	14
Sonic	1.4L 4-cyl Manual	29	40	33
	1.4L 4-cyl Auto	27	37	31
	1.8L 4-cyl Manual	26	35	30
	1.8L 4-cyl Auto	25	35	28
RS	1.4L 4-cyl. Manual	27	34	30
	1.4L 4-cyl. Auto	25	33	28
Spark	1.2L 4-cyl. Manual*	31	39	34
	1.2L 4-cyl. Auto*	30	39	34
EV	Electricity only* (MPGe)	128	109	119
	(Range)	88	75	82
Suburban				
1500	5.3L V8 2WD/4WD	15	21	17
2500	6.0L V8 2WD	10	16	12
	6.0L V8 4WD	10	15	12
Tahoe	5.3L V8 2WD	15	21	17
	5.3L V8 4WD	15	21	17
Traverse	3.6L V6 FWD*	17	24	19
	3.6L V6 AWD*	16	23	19
Volt	Electricity only (MPGe)			98
	Gas only	35	40	37

Model	Engine	City MPG	Highway MPG	Combined MPG
GMC				
Acadia	3.6L V6 FWD	17	24	19
	3.6L V6 AWD	16	23	18
Savana Passenger				
1500	5.3L V8 2WD*	13	17	14
	5.3L V8 AWD*	13	17	14
2500	4.8L V8 2WD*	11	17	13
	6.0L V8 2WD	11	16	13
3500	4.8L V8 2WD*	11	17	13
	6.0L V8 2WD	11	16	12
Savana Cargo				
1500	4.3L V6 2WD*	14	19	16
	5.3L V8 2WD*	13	18	15
	5.3L V8 AWD*	13	17	14
2500	6.0L V8 2WD	10	15	12
Sierra 1500	4.3L V6 2WD	15	20	17
	4.3L V6 4WD	14	18	15
	4.8L V8 2WD	14	19	16
	4.8L V8 4WD	13	18	15
	5.3L V8 2WD*	16	23	19
	5.3L V8 AWD*	16	22	18
	6.2L V8 2WD	13	18	14
	6.2L V8 4WD/AWD	12	18	14
Terrain	2.4L 4-cyl. FWD	22	32	26
	2.4L 4-cyl. AWD	20	29	23
	3.6L V6 FWD	17	24	20
	3.6L V6 AWD	16	23	19
Yukon 1500	5.3L V8 2WD	15	21	17
	5.3L V8 4WD	15	21	17
	6.2L V8 2WD	14	18	16
Yukon XL				
1500	5.3L V8 2WD/4WD	15	21	17
2500	6.0L V8 2WD	10	16	12
	6.0L V8 4WD	10	15	12
Yukon Denali	6.2L V8 AWD	13	18	15
Yukon XL Denali				
1500	6.2L V8 AWD	13	18	15

*2014 General Motors estimated gasoline mileage figures shown.

PASSENGER CAR ASSEMBLY PLANT

Assembly Location	Division	Brand
Bowling Green	CHEVROLET	CORVETTE
Bupyong	BUICK	ENCORE
Changwon	CHEVROLET	SPARK
Detroit/Hamtramck	CHEVROLET CHEVROLET CHEVROLET	IMPALA MALIBU VOLT
Elizabeth, South Australia	CHEVROLET CHEVROLET	CAPRICE PPV SS
Fairfax	BUICK CHEVROLET	LACROSSE MALIBU
Lansing Grand River	CADILLAC CADILLAC	CTS ATS
Lordstown	CHEVROLET	CRUZE
Orion	BUICK CHEVROLET	VERANO SONIC
Oshawa 1	BUICK CADILLAC CHEVROLET	REGAL XTS CAMARO
Oshawa 2	CHEVROLET	IMPALA

TRUCK ASSEMBLY PLANT

Assembly Location	Division	Brand
Arlington	CADILLAC CHEVROLET GMC	ESCALADE ESCALADE ESV TAHOE SUBURBAN YUKON YUKON XL
Flint	CHEVROLET GMC	SILVERADO HD CREW, HD REG SIERRA HD CREW, HD REG
Fort Wayne	CHEVROLET GMC	SILVERADO LD EXT, LD REG, HD REG SIERRA LD EXT, LD REG, HD EXT, HD REG
Lansing Delta Township	BUICK CHEVROLET GMC	ENCLAVE TRAVERSE ACADIA
Oshawa 2	CHEVROLET	EQUINOX
Ramos Arizpe 2	CADILLAC CHEVROLET	SRX CAPTIVA SPORT
Silao Assembly Plant	CHEVROLET GMC	SILVERADO LD CREW SIERRA LD CREW
Springhill	CHEVROLET	EQUINOX
Wentzville	CHEVROLET GMC	EXPRESS SAVANA
Cami	CHEVROLET GMC	EQUINOX TERRAIN

A Word About This Guide

THIS MATERIAL IS NOT LEGALLY APPROVED FOR USE IN ANY ADVERTISING.

We have tried to make this guide comprehensive and factual. We reserve the right, however, to make changes at any time, without notice, in prices, colors, materials, equipment, specifications, models and availability. Specifications, dimensions, measurements, ratings and other numbers in this guide and other printed materials provided at the dealership or affixed to vehicles are approximates based upon design and engineering drawings, prototypes and laboratory tests.

Your vehicle may differ due to variations in manufacture and equipment. Since some information may have been updated since the time of release, please check with your GM dealer for complete details. Competitive comparison claims are based on most current competitive information. GM reserves the right to lengthen or shorten the model year for any product for any reason, or to start and end model years at different times.

The vehicles described in this guide are equipped with engines and components produced and assembled by different operating units of General Motors, its subsidiaries and suppliers, and these engines and components may change or be obtained from different sources from time to time. All such engines and components are approved for use in GM vehicles. Certain equipment ordered may be unavailable at the time of assembly. Some of the equipment shown or described throughout this guide may be available at extra cost, and/or supplied by an independent supplier.

See your local General Motors Fleet Account Executive or Dealer Fleet/Commercial Sales Manager for up-to-date information, or see the GM Online Order Guide at gmfleet.com.

COPYRIGHT AND TRADEMARK

© Copyright 2013 General Motors LLC. All Rights Reserved. All text, images, graphics and other materials in this Guide are subject to the copyright and other intellectual property rights of General Motors LLC. These materials may not be reproduced, distributed or modified without the express written permission of General Motors LLC.

The marks appearing in this guide including, but not limited to: (i) GM and the GM Logo; (ii) Chevrolet, Buick, Cadillac and GMC and their respective logos, emblems, slogans and vehicle model names and body designs; and (iii) other marks such as GM Fleet and Commercial, Ally, ACDelco, StabiliTrak,

Rainsense and QuietTuning are trademarks and/or service marks of General Motors LLC, its subsidiaries, affiliates or licensors. The SiriusXM name and related logos are registered trademarks of SiriusXM Satellite Radio, Inc. OnStar and the OnStar emblems are registered trademarks of OnStar LLC. Bose is a registered trademark of the Bose Corp.

AN IMPORTANT NOTE ABOUT ALTERATIONS AND WARRANTIES

Installations or alterations to the original equipment vehicle (or chassis) as distributed by General Motors are not covered by the General Motors New Vehicle Limited Warranty. The special body company, assembler, equipment installer or upfitter is solely responsible for warranties on the body or equipment and any alterations (or any effect of the alterations) to any of the parts, components, systems or assemblies installed by GM. General Motors is not responsible for the safety or quality of design features, materials, or workmanship of any alterations by such suppliers.

DETAILED NOTES, AS APPLICABLE TO REFERENCES ON INDIVIDUAL VEHICLE PAGES

1. Visit OnStar.com for coverage map, system limitations and details.
2. SiriusXM Radio — If you subscribe after your trial period, subscriptions are continuous until you call SiriusXM to cancel. See SiriusXM Customer Agreement for complete terms at www.siriusxm.com. Other fees and taxes will apply. All fees and programming subject to change.
3. When properly equipped. Cargo and load capacity limited by weight and distribution.
4. Maximum Gross Vehicle Weight Rating (GVWR). When properly equipped, includes vehicle, passengers, cargo and equipment.
5. Maximum payload capacity includes weight of driver, passengers, optional equipment and cargo. Cargo and load capacity limited by weight and distribution.
6. Maximum Trailer Weight ratings are calculated assuming a base vehicle, except for options necessary to achieve the rating, plus driver. The weight of other optional equipment, passengers and cargo will reduce the maximum trailer weight your vehicle can tow. See Order Guide for additional information.

7. Premium paint — available at extra cost.
8. Navigation Systems — map coverage includes only the 48 contiguous United States and portions of Hawaii and Canada. Not available in Alaska, Puerto Rico or the Virgin Islands.
9. E85 is 85% ethanol, 15% gasoline. Visit gm.com/biofuels to see where there is an E85 station near you.
10. Actual colors may vary.
11. The Bluetooth word mark is a registered trademark owned by Bluetooth SIG, Inc. and any use of such mark by GM is under license. Go to gm.com/bluetooth to find out which Bluetooth phones are compatible with the vehicle.
12. Not compatible with all devices.
13. Full functionality requires compatible Bluetooth and Smartphone. Some devices require USB connectivity.
14. Data plan rates apply.
15. Monthly rates apply. Visit autonetmobile.com for details and coverage map.
16. NavTraffic requires a subscription sold separately by SiriusXM after the trial period which is continuous until you call SiriusXM to cancel. Available only in select markets. For more information, see siriusxm.com/navtraffic.
17. Before making a lane change, always check the SBZA display, check the side and inside rear mirrors, look over your shoulder for vehicles and hazards, and start the turn signal.
18. MyLink functionality varies by model. Full functionality requires compatible Bluetooth, smartphone and USB connectivity for some devices. MyLink on Spark and Sonic does not include functionality such as enhanced voice recognition, Gracenote and CD player.
19. Seating capacity is determined by model selection and vehicle configuration, which may include optional equipment.
20. Do not use summer only tires in winter conditions, as it would adversely affect vehicle safety, performance and durability. Use only GM-approved tire and wheel combinations. Unapproved combinations may change the vehicle's performance characteristics. For important tire and wheel information, go to gmaccessorieszone.com or see your dealer.



Your Success is our Success



GREAT PRODUCTS



INNOVATIVE BUSINESS SOLUTIONS



EXCEPTIONAL CUSTOMER EXPERIENCE



Fleet Action Center
1-800-FleetOp (1-800-353-3867)
M-F, 8am-6pm (EST)



gmfleet.com



**2014 GM Fleet & Commercial
Car & Truck Guide for tablets**

- iTunes App Store
- Google Play