




COMMERCIAL VEHICLES

A large, three-dimensional Ford logo is centered on a dark background with a honeycomb or mesh pattern. The logo consists of the word "Ford" in its signature script font, rendered in a metallic silver color. It is set within a blue oval with a silver border. A bright light source from the upper right creates a strong highlight on the top edge of the oval and the top of the letters.

Ford



BUILT FORD TOUGH.



The leader in commercial vehicles since 1986,¹ we're not slowing down. The 2015 Ford F-150, the industry's first aluminum pickup, is set to redefine an entire segment. F-Series Super Duty[®] features 860 lb.-ft. of torque and best-in-class diesel horsepower (440).² Ford Transit Connect is available in Van and Wagon. Ford Transit and the 2016 F-650/F-750³ boost productivity. Whatever your business, the revamped line of Ford Commercial Vehicles can help it thrive.

Built Ford Tough[®] our standard for long-lasting durability, defines the way every Ford Commercial Vehicle is built and tested. Only after enduring millions of miles of harsh laboratory and real-world testing are they ready for their ultimate honor: working side by side with you. Follow the latest news on Ford Commercial Vehicles at [facebook.com/fordmeansbusiness](https://www.facebook.com/fordmeansbusiness).

¹Based on IHS Automotive, Polk CY 1985-2013 US Class 1c-8 New Registrations, excluding SUVs. ²Class is Full-Size Pickups over 8,500 lbs. GVWR. ³Available Summer 2015.

ALL-NEW 2015 F-150



Better in every way that matters. From its fully boxed, high-strength-steel frame to the use of high-strength, military-grade, aluminum alloys¹ in its body and bed, the all-new F-150 takes tough to a whole new level. Weighing in as much as 700 lbs. less than its predecessor, the 2015 F-150 delivers some weighty numbers: class-best² max. towing of 12,200 lbs.³; class-best max. payload of 3,300 lbs.³; and a class-best gas EPA-estimated highway fuel economy rating of 26 hwy mpg.⁴

Our new powertrain lineup includes an all-new 2.7L EcoBoost[®] engine⁵ as well as our proven 3.5L EcoBoost.⁵ You can also opt for the new 3.5L Ti-VCT V6 engine or the 5.0L Ti-VCT V8 engine.⁵ Go further into the Future of Tough with first-in-class smart technologies like a 360 Camera with Split-view Display,⁵ LED sideview mirror spotlights,⁵ remote tailgate release⁵ and active park assist.⁵ An all-new 8" productivity screen⁵ and class-exclusive BoxLink™ with premium locking cleats⁵ helps you handle it all.

XLT SuperCrew[®] 4x4. Guard. XLT Chrome Package. Available equipment.

¹6000-series aluminum alloy. ²Class is Full-Size Pickups under 8,500 lbs. GVWR. ³Maximum capacity when properly equipped. See your Ford Dealer for specific equipment and other limitations. ⁴EPA-estimated rating of 19 city/26 hwy/22 combined mpg. 2.7L EcoBoost, 4x2. Actual mileage will vary. ⁵Available feature.



2015 SUPER DUTY PICKUP



Construction. Heavy Hauling. Emergency Vehicles. Agriculture. Forestry. Utility Services. In countless industries, the guys who do the toughest work count on one heavy-duty truck more than any other¹ – the 2015 Ford Super Duty.[®] That's because Built Ford Tough[®] powertrains deliver. No wonder F-Series has been America's best-selling truck for 38 years.

Tough keeps getting stronger. The 6.2L gas engine has the most horsepower and torque of any standard engine in its class.² The 6.7L Power Stroke[®] V8 Turbo Diesel has best-in-class horsepower and fuel economy.³ Backed by best-in-class max. towing capability,⁴ engine-exhaust braking, and the most configurations in the class, Super Duty gets the job done when no one else can.

F-250 XL Regular Cab 4x2. Oxford White. F-350 LARIAT SuperCab 4x4. Tuxedo Black. F-450 LARIAT Crew Cab 4x4. White Platinum. Available and aftermarket equipment.

¹Percentages based on Polk U.S. heavy-duty pickup and class 2-5 conventional chassis cab combined new registrations (2011 CYE-2012 CYTD JUNE) within listed vocations. ²Class is Full-Size Pickups over 8,500 lbs. GVWR. ³Based on Ford simulated city-suburban drive-cycle tests of comparably equipped 2015 Ford and 2011-2013 competitive models, consistent with SAE Standard J1321. ⁴When properly equipped.

2015 SUPER DUTY CHASSIS CAB



Featuring valuable standards like traction control systems, factory-installed upfitter switches, and manually telescoping trailer tow mirrors, the 2015 Ford Super Duty® Chassis Cab supports a wide range of applications in your choice of Regular Cab, SuperCab or Crew Cab.

It also delivers up to 660 lb.-ft. of torque, along with 300 horsepower, with our 6.7L Power Stroke® V8 Turbo Diesel! And a class-exclusive² Live-Drive power take-off (PTO) provision¹ with that engine handles jobs similarly sized trucks can't even touch. That's what over 60 years of Built Ford Tough® on-the-job experience will get you.

F-550 XLT Regular Cab 4x2, Oxford White. Available and aftermarket upfit equipment.

¹Available feature. ²Class 3-5 Conventional Chassis Cabs.

NEW 2016 F-650/F-750







With a bold new exterior design, the 2016 F-650/F-750 Super Duty® proves that a truck built for tough work can get the job done in modern style. Power these medium-duty workhorses with the 6.7L Power Stroke® V8 Turbo Diesel or 6.8L V10 gasoline engine, both built by Ford. Team them with the proven TorqShift® HD 6-speed automatic transmission, also built by Ford, for integrated performance and optimized efficiency.

Dedicated new F-650/F-750 tractor models cover a broad spectrum of Class 6-7 vocations. They join: 3 cab types; more available clean CA choices¹ for easy, cost-efficient upfitting; and massive axle capacity to add up to the strongest truck in the Built Ford Tough® lineup. A CNG/LPG Gaseous Engine Prep Package² may help you qualify for state incentives related to alternative-fuel use, infrastructure or vehicles. Visit www.afdc.energy.gov/afdc/laws for details.³

Pre-production model shown. Available Summer 2015.

¹Compared with 2015 F-650/F-750. ²Available feature. ³Consult your tax advisor for details.

BIG. BOLD. AND BUILT RIGHT HERE.



The big news in our biggest trucks is that 2016 Ford F-650/F-750 models will be assembled and built in the U.S.A.¹ An upfit-friendly chassis, developed in cooperation with leading industry body makers, features a clean cab-to-axle design that's capable of accommodating vocational bodies with little to no modification. A new frame and suspension include an anti-roll bar,² longer front leaf springs and re-tuned shock absorbers for an improved ride while maintaining capability. Particularly useful on the 2 new tractor models engineered for heavy trailering.

Ford-built engine choices include our proven 6.7L V8 Power Stroke[®] Turbo Diesel, enhanced for medium-duty use, and a class-exclusive³ 6.8L Triton[®] V10 gas engine. Both are paired with a Ford-built TorqShift[®] HD 6-speed automatic transmission. We are the only medium-duty truck manufacturer that designs and builds its own engine and transmission combinations – ensuring the powertrain will work seamlessly. A power take-off (PTO) provision² on both engines increases your functionality even more.

Pre-production model shown. Available Summer 2015.

¹With domestic and foreign parts. ²Available feature. ³Class 6 and 7 Conventional Chassis Cabs.

2015 TRANSIT



600 lbs. more max. payload. 75% more cargo capacity. That's how much more our new full-size Transit provides you with than comparable Ford E-Series Vans. Plus a 46% better EPA-estimated fuel economy rating than the Ford E-Series premium gas engine!¹ Comfortable from front to back, you can choose from 8-, 10-, 12- or 15-passenger versions of Transit Wagon. 15-passenger Extended Length (EL) offers best-in-class² factory-built cargo capacity – 100.5 cu. ft. – behind the last row of seats.³

Choice of vehicle configuration is best in class^{2,4} thanks to 3 roof heights: Low Roof (LR), Medium Roof (MR) and High Roof (HR). 2 wheelbases. 3 body lengths. You also get 3 engine options. Driver-assist technologies like our lane-keeping alert with driver alert⁵ and MyKey^{®5} that help make this one of the most advanced Commercial Vehicles on the road. On top of that, Transit Cutaway and Chassis Cab are available with 3 wheelbases or frame lengths. Simply put, we make it easy to size up the right 2015 Transit to fit your business.

Transit 150 MR LWB Van. Blue Jeans. Transit 350 HR LWB Wagon. Oxford White. Transit 350 HD LWB Chassis Cab. Vermillion Red. Available and aftermarket equipment.

¹EPA-estimated rating of 14 city/19 hwy/16 combined mpg (LR/MR RWB Wagon). Actual mileage will vary. ²Class is Full-size Vans. ³When properly equipped. ⁴Based on body type, body length, wheelbase and roof height. ⁵Available feature. Lane-keeping alert does not control steering. Driver-assist features are supplemental and do not replace the driver's attention, judgment and need to control the vehicle.

2015 TRANSIT CONNECT




Working hard to help you work smart, Transit Connect Van starts with a best-in-class EPA-estimated rating of 30 mpg hwy¹ fuel economy when equipped with its 1.6L EcoBoost[®] I-4 engine.² Plus maximum payload ratings of up to 1,620 lbs.³ And a maximum towing capability of 2,000 lbs.³ Long-wheelbase vans offer up to 128.6 cu. ft. of cargo space behind the front seats.

Increase space to 149.0 cu. ft. by folding down the front-passenger seat back.² If you need seating for 5 or 7 people, choose Transit Connect Wagon. With large exterior side panels that can perfectly showcase your company name and key messages, the Built Ford Tough[®] Transit Connect is always working for you.

XLT Long Wheelbase Van. Frozen White. XLT Long Wheelbase Wagon. Race Red. Available and aftermarket equipment.

¹EPA-estimated rating of 22 city/30 hwy/25 combined mpg. 1.6L EcoBoost. Actual mileage will vary. Class is Small Cargo Vans. ²Available feature. ³When properly equipped. Cargo, load and trailer tow capacities limited by weight and weight distribution.

MAKE IT YOUR OWN.



100% Ford powertrains. Ford Commercial Vehicles are now all powered by proven Built Ford Tough® engines and transmissions. Engineered and tested according to brutal Ford Truck standards long before they're called upon at your work site. From the brute force of the Power Stroke® Turbo Diesels to innovative EcoBoost® twin turbos renowned for power and efficiency, as well as TorqShift® and SelectShift® automatic transmissions – you can rest assured that Ford work trucks are truly powered by Ford.

Alt fuels efficiency. Our vast lineup of alternative fuel options can power your fleet. 5 trucks are ethanol (E85) capable. 8 can be prepped for Compressed Natural Gas (CNG)¹ or Liquefied Petroleum Gas (LPG)¹ conversion. Plus, choose from biodiesel (B20) capable F-Series pickups and chassis cabs with 6.7L Power Stroke Turbo Diesel engines, as well as 2015 Transit models with the 3.2L Power Stroke I-5 diesel. And these fuel options may help you qualify for state tax credits and incentives² – helping green your bottom line.



Fit for your business. To get the job done, you need your equipment on-board and rolling. So we collaborate with upfit manufacturers and body builders to ensure a quick, efficient and high-quality modification of your Ford Vehicle. Our QVM program qualifies upfitters as certified to modify your vehicle. Upfitters are also located near many plants for rapid ship-through installation of your vocation-specific needs: from racks and bins to a full live-PTO hydraulic dump body. Ford Commercial Vehicles answer the call to heavy-duty work like yours.


Service that has your back. Ford Business Preferred Network (BPN) dealers offer you a dedicated buying, financing and service experience. Guided by your requirements (payload, cargo space, upfit needs, etc.), they recommend the most appropriate vehicle for you. They'll get you the latest incentives and financing options, and help maximize your "up-time" with prompt, specialized service. They'll even set up Quality Fleet Care³ – a monthly, single-payment billing option for parts and service – for your entire fleet.

¹Available feature. ²Consult your tax advisor for details. ³Approved credit review required.


GO FURTHER.



F-150 XLT SuperCab 4x2. Magnetic. Available equipment.



Follow Ford:



Vehicles throughout this brochure are shown with aftermarket upfit equipment. Ford Division reserves the right to change product specifications at any time without incurring obligations. Some information and photos in this brochure are preliminary and are subject to change. Some features shown and described may be optional. Following publication of this brochure, certain changes in standard equipment, options and the like, or product availability or delays may have occurred which would not be included in these pages. Your Ford Dealer is the best source for up-to-date information. Claims based on publicly available information and Ford certification data available at the time of printing. © 2014 Ford Motor Company Printed in USA. Please recycle. 15CTASCAT