

2020 | COMPETITIVE COMPARISON GUIDE



FORD CARS



FORD UTILITIES



FORD TRUCKS



FORD VANS & WAGONS



BEFORE YOU START COMPARING,
PLEASE TAKE NOTE OF THESE
OFFICIAL SAFETY ACCOLADES.

Ford vehicles attained top rankings in stringent government safety testing. A number of our 2020 vehicles tested so far by the National Highway Traffic Safety Administration (NHTSA) achieved a 5-Star Overall Crash Safety Rating¹

You'll find these top-rated Ford vehicles in the comparisons:

- Fusion
- Fusion Hybrid
- Edge
- Expedition
- Expedition MAX
- F-150 SuperCrew®

Be sure to check out the latest detailed results for our full vehicle lineup; visit [nhtsa.gov/ratings](https://www.nhtsa.gov/ratings) and then type "2020 Ford" in the section titled "Search vehicle safety ratings."

Ford is #1 in commercial vehicles for 34 years.² And we're proud to offer Ford Co-Pilot360™ Technology – features that can help boost driving confidence in an increasingly distracted and crowded world³ – in more of our vehicles than ever.⁴




Explorer Platinum. Available equipment.

¹Government 5-Star Safety Ratings are part of the National Highway Traffic Safety Administration's (NHTSA's) New Car Assessment Program (www.nhtsa.gov). ²Based on IHS Markit CY 1985-2018 US TIP Registrations excluding registrations to individuals. TIP Registrations prior to 2010 do not include all GVW 1 and 2 vehicles. ³Driver-assist features are supplemental and do not replace the driver's attention, judgment, and need to control the vehicle. ⁴Feature availability varies by vehicle.



Fusion Hybrid SE. Available equipment.

Ford is America’s best-selling vehicle brand for 9 years running.¹ With gas-only, hybrid and plug-In hybrid powertrain options, the 2020 Ford Fusion is where technology, style and responsible driving meet. In all-electric mode, the plug-in hybrid can even reduce CO₂ emissions, helping leave a smaller footprint. Fusion remains a big part of the big picture.



Escape S. Available equipment.

Following a phenomenal year for Ford SUV sales, the all-new 2020 Ford Explorer and all-new 2020 Ford Escape debut. They’re completely redesigned, with spacious, comfortable interiors and sleek, head-turning exterior lines. With its capability-enhancing RWD, Explorer offers a no-compromise hybrid, and the 400-hp ST.² Escape delivers a choice of hybrid or plug-in hybrid.³



F-450 XL Regular Cab DRW 4x2 with STX Package. Available equipment.

For 42 years in a row, Ford F-Series is America’s best-selling truck; and for the 40th consecutive year, Ford has America’s best-selling lineup of commercial vans. The new 2020 Super Duty® boasts its highest-ever towing and payload levels. In addition to the availability of Intelligent All-Wheel Drive (AWD)⁴ and a power-sliding side door, the new 2020 Ford Transit adds a Crew Van with a 2nd-row seat.


COMPARE 2020 FORD STRENGTHS

Fusion	4
Fusion Hybrid	6
Fusion Plug-in Hybrid	8
EcoSport	10
ALL-NEW 2020 Escape	12
ALL-NEW 2020 Escape with Hybrid Powertrain	14
Edge	16
ALL-NEW 2020 Explorer	18
ALL-NEW 2020 Explorer with Hybrid Powertrain	20
Expedition	22
Expedition MAX	24
Ranger (SuperCrew®)	26
F-150 (Regular Cab)	28
F-150 (SuperCrew)	30
NEW 2020 F-250 Super Duty	32
NEW 2020 F-350 Super Duty	34
NEW 2020 F-350 Super Duty Chassis Cab	36
NEW 2020 F-450 Super Duty Chassis Cab	38
NEW 2020 F-550 Super Duty Chassis Cab	40
Transit Connect Cargo Van	42
Transit Connect Passenger Wagon	44
NEW 2020 Transit Cargo Van	46
NEW 2020 Transit Crew Van	48
NEW 2020 Transit Passenger Van	50
NEW 2021 E-Series Cutaway	52

Models: S, SE, SEL, Titanium



Fusion SE. Available equipment.



SE Appearance Package interior shown.



FUSION STRENGTHS

Ford Co-Pilot360™ Includes Pre-Collision Assist with Automatic Emergency Braking (AEB) with Pedestrian Detection, BLIS® (Blind Spot Information System) with Cross-Traffic Alert, Lane-Keeping System, Auto High-Beam Headlamps, and Rear View Camera.

3 powerful engines available. Direct-injection turbocharged EcoBoost® in 1.5L or 2.0L configurations, plus the naturally aspirated 2.5L iVCT.

Available all-wheel drive (AWD). All-season driving confidence.

Available Auto Start-Stop Technology.¹ Designed to help reduce emissions: The engine shuts off at complete stops.

Easy Fuel® capless fuel filler. Fill-ups made simple, and helps avoid splash back and fuel theft.

MyKey® Programmable key can encourage safety belt use, limit top speed, display an earlier low-fuel warning, and keep audio volume down.

ADDITIONAL FUSION WHY-BUYS

- 2020 NHTSA 5-Star Overall Crash Safety Rating²
 - Electric power-assisted steering
 - Aggressive deceleration fuel shutoff
 - Intelligent Oil-Life Monitor®
 - Available FordPass Connect™³ with 4G LTE Wi-Fi hotspot capability (enables FordPass™ App⁴ features when activated)
 - Available SYNC® 3⁵ technology with Apple CarPlay® compatibility⁶ and Android Auto™ compatibility⁶
 - AdvanceTrac® electronic stability control
- Personal Safety System™ for driver and front passenger; includes dual-stage front airbags⁷
 - Driver and front-passenger knee airbags⁷
 - Front-seat side-impact airbags⁷
 - Side-curtain airbags⁷ with roll-fold technology
 - SOS Post-Crash Alert System™
 - Perimeter alarm
 - SecuriLock® Passive Anti-Theft System
- Available Ford Co-Pilot360™ Assist includes Adaptive Cruise Control with Stop-and-Go, and Voice-Activated Touchscreen Navigation System
 - Available heated/cooled front seats, and heated steering wheel
 - Available leather-trimmed interior, plus memory settings for driver
 - Available ActiveX Seating Material
 - Rear 60/40 split-fold-down seat
 - Individual Tire Pressure Monitoring System (excludes available spare)

	Standard Engine
	1.5L EcoBoost I-4 with Auto Start-Stop Technology (requires FWD)
Max. Horsepower (hp @ rpm)	181 @ 6,000
Max. Torque (lb.-ft. @ rpm)	185 @ 4,320
Transmission	6-speed automatic
Optional Engine	2.0L EcoBoost I-4 (requires AWD)
Max. Horsepower (hp @ rpm)	245 @ 5,500 ¹⁰
Max. Torque (lb.-ft. @ rpm)	275 @ 3,000 ¹⁰
Optional Engine	2.5L iVCT DOHC I-4
Max. Horsepower (hp @ rpm)	175 @ 6,000
Max. Torque (lb.-ft. @ rpm)	175 @ 4,500
Front Suspension	Independent short- and long-arm (SLA) with stabilizer bar
Rear Suspension	Independent multilink
Driveline	Front-wheel drive
Optional Driveline	All-wheel drive
Braking System (F/R)	Disc/disc with Anti-Lock Brake System (ABS)
	Electric power-assisted
Steering	
Airbags	8
Wheelbase	112.2
Length (in.)	191.8
Height (in.)	58.2
Width (in.)	83.5 (with mirrors); 72.9 (without mirrors)
Track Width (F/R)	62.7/62.4
Seating Capacity	5
Head Room (F/R)	39.2/37.8
Leg Room (F/R)	44.3 (max.)/38.3
Hip Room (F/R)	55.0/54.4
Shoulder Room (F/R)	57.8/56.9
Passenger Volume (cu. ft.)	102.8
Cargo Volume (cu. ft.)	16.0
Fuel Tank Capacity (gal.)	16.5 FWD/18.0 AWD
Base Curb Weight (lbs.)	3,411
EPA-Estimated Rating (city/hwy/combined mpg) ⁸	23/34/27 (1.5L EcoBoost)
Basic Warranty Coverage ⁹	3 years/36,000 miles
Powertrain Warranty Coverage ⁹	5 years/60,000 miles
Corrosion Warranty Coverage ⁹	5 years/unlimited miles
24-Hour Roadside Assistance	5 years/60,000 miles

2020 FORD FUSION SE
1.5L EcoBoost I-4 with Auto Start-Stop Technology (requires FWD)
181 @ 6,000
185 @ 4,320
6-speed automatic
2.0L EcoBoost I-4 (requires AWD)
245 @ 5,500 ¹⁰
275 @ 3,000 ¹⁰
2.5L iVCT DOHC I-4
175 @ 6,000
175 @ 4,500
Independent short- and long-arm (SLA) with stabilizer bar
Independent multilink
Front-wheel drive
All-wheel drive
Disc/disc with Anti-Lock Brake System (ABS)
Electric power-assisted
8
112.2
191.8
58.2
83.5 (with mirrors); 72.9 (without mirrors)
62.7/62.4
5
39.2/37.8
44.3 (max.)/38.3
55.0/54.4
57.8/56.9
102.8
16.0
16.5 FWD/18.0 AWD
3,411
23/34/27 (1.5L EcoBoost)
3 years/36,000 miles
5 years/60,000 miles
5 years/unlimited miles
5 years/60,000 miles

2020 CHEVROLET MALIBU LT
1.5L Turbo I-4
160 @ 5,700
184 @ 2,500–3,000
CVT
—
—
—
—
—
—
—
MacPherson strut
Independent 4-link
Front-wheel drive
—
Disc/disc with Anti-Lock Brake System (ABS)
Electric power-assisted
10
111.4
194.2
57.9
73.0 (without mirrors)
62.6/62.5
5
39.1/37.5
41.5/38.1
54.1/53.4
58.5/57.1
102.9
15.7
15.7
3,159
29/36/32
3 years/36,000 miles
5 years/100,000 miles
6 years/100,000 miles
5 years/100,000 miles

2020 TOYOTA CAMRY LE
2.5L DOHC I-4
203 @ 6,600
184 @ 5,000
8-speed electronically controlled automatic
—
—
—
—
—
—
Independent MacPherson strut
Multilink with stabilizer bar
Front-wheel drive
—
Disc/disc with Anti-Lock Brake System (ABS)
Electric power-assisted
10
111.2
192.1
56.9
72.4
62.6/62.8
5
38.3/38.0
42.1/38.0
55.4/54.7
57.7/55.7
100.4
15.1
15.8
3,296
28/39/32
3 years/36,000 miles
5 years/60,000 miles
5 years/unlimited miles
—

2020 NISSAN ALTIMA 2.5 SR
2.5L DOHC I-4
188 @ 6,000
180 @ 3,600
Xtronic CVT
—
—
—
—
—
Independent with stabilizer bar
Multilink with stabilizer bar
Front-wheel drive
—
Disc/disc with Anti-Lock Brake System (ABS)
Electric power-assisted
6
111.2
192.9
56.9
72.9
62.8/62.8
5
39.2/36.9
43.8/35.2
54.7/54.5
58.2/57.1
100.8
15.4
16.2
3,287
27/37/31
3 years/36,000 miles
5 years/60,000 miles
5 years/unlimited miles
—


Horsepower, torque and EPA-estimated fuel economy ratings are independent attributes and may not be achieved simultaneously.

¹Restrictions apply. See your dealer for details. ²Government 5-Star Safety Ratings are part of the National Highway Traffic Safety Administration's (NHTSA's) New Car Assessment Program (www.nhtsa.gov). ³At purchase, the FordPass Connect modem is connected and sending vehicle data (e.g., diagnostics) to Ford. To disable, or for more information, see in-vehicle connectivity settings. Learn more at www.FordConnected.com. FordPass Connect (optional on select vehicles), the FordPass App, and complimentary Connected Service are required for remote features (see FordPass Terms for details). Connected service and features depend on compatible AT&T network availability. Evolving technology/cellular networks/vehicle capability may limit functionality and prevent operation of connected features. Connected service excludes Wi-Fi hotspot. ⁴FordPass App, compatible with select smartphone platforms, is available via a download. Message and data rates may apply. ⁵Don't drive while distracted. Use voice-operated systems when possible; don't use handheld devices while driving. Some features may be locked out while the vehicle is in gear. Not all features are compatible with all phones. ⁶Requires phone with active data service and compatible software. SYNC 3 does not control 3rd-party products while in use. 3rd parties are solely responsible for their respective functionality. ⁷Always wear your safety belt and secure children in the rear seat. ⁸With standard powertrain for trim level configuration shown in chart. Actual mileage will vary. ⁹See your dealer for limited warranty details. ¹⁰Horsepower and torque ratings based on premium fuel per SAE J1349® standard. Your results may vary.

Models: SE, SEL, Titanium



Fusion Hybrid SE. Available equipment.



SEL interior shown.



FUSION HYBRID STRENGTHS

Ford Co-Pilot360.™ Includes Pre-Collision Assist with Automatic Emergency Braking (AEB) with Pedestrian Detection, BLIS® (Blind Spot Information System) with Cross-Traffic Alert, Lane-Keeping System, Auto High-Beam Headlamps, and Rear View Camera.

Active noise control. Audio system helps hush unwanted powertrain noise.

Available 110V/150W AC power outlet. Household-style convenience.

Easy Fuel® capless fuel filler. Fill-ups made simple, and helps avoid splash back and fuel theft.

MyKey.® Programmable key can encourage safety belt use, limit top speed, display an earlier low-fuel warning, and keep audio volume down.

ADDITIONAL FUSION HYBRID WHY-BUYS

- 2020 NHTSA 5-Star Overall Crash Safety Rating¹
- Can operate in electric mode at speeds up to 85 mph
- Intelligent Oil-Life Monitor²
- SmartGauge® with EcoGuide
- FordPass Connect™² with 4G LTE Wi-Fi hotspot capability (enables FordPass™ App³ features when activated)
- SYNC® 3⁴ technology with Apple CarPlay® compatibility⁵ and Android Auto™ compatibility⁵
- AdvanceTrac® electronic stability control
- Personal Safety System™ for driver and front passenger; includes dual-stage front airbags⁶
- Driver and front-passenger knee airbags⁶
- Front-seat side-impact airbags⁶
- Side-curtain airbags⁶ with roll-fold technology
- SOS Post-Crash Alert System™
- Perimeter alarm
- SecuriLock® Passive Anti-Theft System
- Adaptive Cruise Control with Stop-and-Go
- Voice-Activated Touchscreen Navigation System
- Available leather-trimmed, heated front seats, plus memory settings for driver
- Available heated/cooled front seats, and heated steering wheel
- Rear 60/40 split-fold-down seat
- Dual-zone electronic automatic temperature control
- Individual Tire Pressure Monitoring System

Gas Engine
2.0L iVCT Atkinson-cycle I-4
Electric Motor Output (kW)
88
Total Combined System Net Horsepower
188
Electric Power Storage
Lithium-ion
Gas Engine Torque (lb.-ft. @ rpm)
129 @ 4,000
Transmission
eCVT
Front Suspension
Independent short- and long-arm (SLA) with stabilizer bar
Rear Suspension
Independent multilink
Driveline
Front-wheel drive
Braking System (F/R)
Disc/disc Regenerative Braking System with Anti-Lock Brake System (ABS)
Steering
Electric power-assisted
Airbags
8
Wheelbase (in.)
112.2
Length (in.)
191.8
Height (in.)
58.0
Width (in.)
83.5 (with mirrors); 72.9 (without mirrors)
Track Width (F/R) (in.)
62.3/62.0
Seating Capacity
5
Head Room (F/R) (in.)
39.2/37.8
Leg Room (F/R) (in.)
44.3 (max.)/38.3
Hip Room (F/R) (in.)
55.0/54.4
Shoulder Room (F/R) (in.)
57.8/56.9
Passenger Volume (cu. ft.)
102.8
Cargo Volume (cu. ft.)
12.0
Fuel Tank Capacity (gal.)
14.0
Base Curb Weight (lbs.)
3,695
EPA-Estimated Rating (city/hwy/combined mpg)⁷
43/41/42
Hybrid-related Component Warranty Coverage⁸
8 years/100,000 miles
Basic Warranty Coverage⁸
3 years/36,000 miles
Powertrain Warranty Coverage⁸
5 years/60,000 miles
Corrosion Warranty Coverage⁸
5 years/unlimited miles
24-Hour Roadside Assistance
5 years/60,000 miles

2020 FORD FUSION HYBRID SE
2.0L iVCT Atkinson-cycle I-4
88
188
Lithium-ion
129 @ 4,000
eCVT
Independent short- and long-arm (SLA) with stabilizer bar
Independent multilink
Front-wheel drive
Disc/disc Regenerative Braking System with Anti-Lock Brake System (ABS)
Electric power-assisted
8
112.2
191.8
58.0
83.5 (with mirrors); 72.9 (without mirrors)
62.3/62.0
5
39.2/37.8
44.3 (max.)/38.3
55.0/54.4
57.8/56.9
102.8
12.0
14.0
3,695
43/41/42
8 years/100,000 miles
3 years/36,000 miles
5 years/60,000 miles
5 years/unlimited miles
5 years/60,000 miles

2019 HYUNDAI SONATA HYBRID SE
2.0L GDI Atkinson-cycle I-4
38
193
Lithium-ion polymer
140 @ 5,000
6-speed automatic with SHIFTRONIC®
MacPherson strut
Independent multilink
Front-wheel drive
Disc/disc Regenerative Braking System with Anti-Lock Brake System (ABS)
Motor-driven power
7
110.4
191.1
57.9
73.4 (without mirrors)
63.5/63.8
5
40.4/38.0
45.5/35.6
55.3/56.1
57.9/56.5
106.1
13.3
15.9
3,497
40/46/42
10 years/100,000 miles
5 years/60,000 miles
10 years/100,000 miles
7 years/unlimited miles (anti-perforation)
5 years/unlimited miles

2020 TOYOTA CAMRY HYBRID LE
2.5L Dual VVT-i I-4
88
208
Lithium-ion
149
eCVT
Independent MacPherson strut
Multilink with stabilizer bar
Front-wheel drive
Disc/disc Regenerative Braking System with Anti-Lock Brake System (ABS)
Electric power-assisted
10
111.2
192.1
56.9
72.4
63.0/63.2
5
38.3/37.6
42.1/38.0
55.4/54.6
57.7/55.7
99.9
15.1
13.2
3,472
51/53/52
8 years/100,000 miles
3 years/36,000 miles
5 years/60,000 miles
5 years/unlimited miles
2 years/25,000 miles

Horsepower, torque and EPA-estimated fuel economy ratings are independent attributes and may not be achieved simultaneously.

¹Government 5-Star Safety Ratings are part of the National Highway Traffic Safety Administration's (NHTSA's) New Car Assessment Program (www.nhtsa.gov). ²At purchase, the FordPass Connect modem is connected and sending vehicle data (e.g., diagnostics) to Ford. To disable, or for more information, see in-vehicle connectivity settings. Learn more at www.FordConnected.com. FordPass Connect (optional on select vehicles), the FordPass App, and complimentary Connected Service are required for remote features (see FordPass Terms for details). Connected service and features depend on compatible AT&T network availability. Evolving technology/cellular networks/vehicle capability may limit functionality and prevent operation of connected features. Connected service excludes Wi-Fi hotspot. ³FordPass App, compatible with select smartphone platforms, is available via a download. Message and data rates may apply. ⁴Don't drive while distracted. Use voice-operated systems when possible; don't use handheld devices while driving. Some features may be locked out while the vehicle is in gear. Not all features are compatible with all phones. ⁵Requires phone with active data service and compatible software. SYNC 3 does not control 3rd-party products while in use. 3rd parties are solely responsible for their respective functionality. ⁶Always wear your safety belt and secure children in the rear seat. ⁷With standard powertrain for trim level configuration shown in chart. Actual mileage will vary. ⁸See your dealer for limited warranty details.

Model: Titanium



Fusion Plug-in Hybrid Titanium. Available equipment.



FUSION PLUG-IN HYBRID STRENGTHS

Ford Co-Pilot360™ Includes Pre-Collision Assist with Automatic Emergency Braking (AEB) with Pedestrian Detection, BLIS® (Blind Spot Information System) with Cross-Traffic Alert, Lane-Keeping System, Auto High-Beam Headlamps, and Rear View Camera.

Ford Co-Pilot360 Assist. Includes Adaptive Cruise Control with Stop-and-Go, and Voice-Activated Touchscreen Navigation System.

Dual-zone electronic automatic temperature control. Custom comfort.

Rain-Sensing Windshield Wipers.¹ Once set, they automatically turn on and adjust the rate of wiper action.

Easy Fuel® capless fuel filler. Fill-ups made simple, and helps avoid splash back and fuel theft.

MyKey® Programmable key can encourage safety belt use, limit top speed, display an earlier low-fuel warning, and keep audio volume down.

ADDITIONAL FUSION PLUG-IN HYBRID WHY-BUYS

- EPA-estimated all-electric driving range of 26 miles²
- SmartGauge® with EcoGuide
- Standard 120-volt convenience charging cord (Level 1)
- Available AeroVironment™ Level 2 models include 240-volt/30-amp charging station or 240-volt/16-amp portable wall outlet unit
- MyFord® Mobile app³ and website includes a charging station locator powered by PlugShare®
- SYNC® 3⁴ technology with Apple CarPlay® compatibility⁵ and Android Auto™ compatibility⁵
- AdvanceTrac® electronic stability control with brake-actuated traction control
- Personal Safety System™ for driver and front passenger; includes dual-stage front airbags⁶
- Driver and front-passenger knee airbags⁶
- Front-seat side-impact airbags⁶
- Side-curtain airbags⁶ with roll-fold technology
- SOS Post-Crash Alert System™
- Perimeter alarm
- SecuriLock® Passive Anti-Theft System
- Heated/cooled front seats and heated steering wheel
- Individual Tire Pressure Monitoring System

Gas Engine
2.0L iVCT Atkinson-cycle I-4
Electric Motor Output (kW)
88
Combined Horsepower
188
Electric Power Storage
Lithium-ion
Estimated Battery Charge Time
2.6 hours with available 240-volt charging station ¹⁰
EPA-Estimated Total Driving Range (miles) ²
610
EPA-Estimated Electric-only Driving Range (miles) ²
0 to 26
Gas Engine Torque (lb.-ft. @ rpm)
129 @ 4,000
Transmission
eCVT
Front Suspension
Independent short- and long-arm (SLA) with stabilizer bar
Rear Suspension
Independent multilink
Driveline
Front-wheel drive
Braking System (F/R)
Disc/disc Regenerative Braking System with Anti-Lock Brake System (ABS)
Steering
Electric power-assisted
Airbags
8
Wheelbase (in.)
112.2
Length (in.)
191.8
Height (in.)
58.0
Width (in.)
83.5 (with mirrors); 72.9 (without mirrors)
Track Width (F/R) (in.)
62.3/62.0
Seating Capacity
5
Head Room (F/R) (in.)
39.2/37.8
Leg Room (F/R) (in.)
44.3/38.3
Hip Room (F/R) (in.)
55.0/54.4
Shoulder Room (F/R) (in.)
57.8/56.9
Passenger Volume (cu. ft.)
102.8
Cargo Volume (cu. ft.)
8.2
Fuel Tank Capacity (gal.)
14.0
Base Curb Weight (lbs.)
4,034
EPA-Estimated Rating (city/hwy/combined mpg) ⁷
43/41/42
EPA-Estimated Rating MPGe (combined) ⁸
97
Basic Warranty Coverage ⁹
3 years/36,000 miles
Powertrain Warranty Coverage ⁹
5 years/60,000 miles
Corrosion Warranty Coverage ⁹
5 years/unlimited miles
24-Hour Roadside Assistance
5 years/60,000 miles

2020 FORD FUSION PLUG-IN HYBRID TITANIUM
2.0L iVCT Atkinson-cycle I-4
88
188
Lithium-ion
2.6 hours with available 240-volt charging station ¹⁰
610
0 to 26
129 @ 4,000
eCVT
Independent short- and long-arm (SLA) with stabilizer bar
Independent multilink
Front-wheel drive
Disc/disc Regenerative Braking System with Anti-Lock Brake System (ABS)
Electric power-assisted
8
112.2
191.8
58.0
83.5 (with mirrors); 72.9 (without mirrors)
62.3/62.0
5
39.2/37.8
44.3/38.3
55.0/54.4
57.8/56.9
102.8
8.2
14.0
4,034
43/41/42
97
3 years/36,000 miles
5 years/60,000 miles
5 years/unlimited miles
5 years/60,000 miles

2019 CHEVROLET VOLT PREMIER
1.5L I-4
111
149
Lithium-ion
2.25 hours with available 240-volt charging station
420
0 to 53
294
Voltec™ Electric Drive Unit
MacPherson strut
Semi-independent, compound crank
Front-wheel drive
Disc/disc Regenerative Braking System with Anti-Lock Brake System (ABS)
Electric power-assisted
10
106.1
180.4
56.4
71.2 (without mirrors)
60.6/61.8
5
37.8/35.8
42.1/34.7
53.7/51.3
56.5/53.2
90.3
10.6
8.9
3,519
43/42/42
106
3 years/36,000 miles
5 years/100,000 miles
6 years/100,000 miles
5 years/100,000 miles

2020 TOYOTA PRIUS PRIME LIMITED 4DR
1.8L 4-cylinder DOHC with VVT-i
90
121
Lithium-ion
2.17 hours with available 240-volt charging station
640
25
105 @ 3,600
eCVT
Independent MacPherson Strut
Double-wishbone
Front-wheel drive
Disc/disc Regenerative Braking System with Star Safety System™
Electric power steering; power-assisted rack and pinion
8
106.3
182.9
57.9
69.3 (without mirrors)
60.2/60.6
4
39.4/37.2
43.2/33.4
53.7/51.6
54.2/53.0
91.5
19.8
11.4
3,375
55/53/54
133
3 years/36,000 miles
5 years/60,000 miles
5 years/unlimited miles
—

Horsepower, torque and EPA-estimated fuel economy ratings are independent attributes and may not be achieved simultaneously.

¹Driver-assist features are supplemental and do not replace the driver's attention, judgment and need to control the vehicle. ²EPA-estimated rating of 43 city/41 hwy/42 combined mpg, 14.0-gallon fuel tank; 26 miles electric. Range calculation based on www.fueleconomy.gov. Actual range varies with conditions such as external elements, driving behaviors, vehicle maintenance and lithium-ion battery age. ³MyFord Mobile includes a complimentary subscription that activates with vehicle sale date, requires compatible 3G cellular network connectivity, and is subject to 3G network availability. Evolving technology/cellular networks may affect future functionality. Message and data rates may apply. Refer to www.myfordmobile.com for further details. ⁴Don't drive while distracted. Use voice-operated systems when possible; don't use handheld devices while driving. Some features may be locked out while the vehicle is in gear. Not all features are compatible with all phones. ⁵Requires phone with active data service and compatible software. SYNC 3 does not control 3rd-party products while in use. 3rd parties are solely responsible for their respective functionality. ⁶Always wear your safety belt and secure children in the rear seat. ⁷With standard powertrain for trim level configuration shown in chart. Actual mileage will vary. ⁸Actual mileage will vary. MPGe is the EPA equivalent measure of gasoline fuel efficiency for electric mode operation. ⁹See your dealer for limited warranty details. ¹⁰Charge times vary. See owner's manual for details.

Models: S, SE, SES, Titanium



EcoSport SE. Available equipment.



SE Convenience Package interior shown.

ECOSPORT STRENGTHS

2 smart engines with Auto Start-Stop Technology available. Direct-injection turbocharged 1.0L EcoBoost® I-3, or the naturally aspirated 2.0L Ti-VCT I-4.

Active Grille Shutters. Can help improve vehicle aerodynamics.

50.0 cu. ft. cargo volume behind 1st row, and 20.9 cu. ft. cargo volume behind 2nd row. Smart storage room.

Available Cargo Management System. Features a height-adjustable shelf.

Available leather-trimmed front seats. Heated, and with 6-way power for driver.

Available Reverse Sensing System.¹ Audible object detection warning.

Available FordPass Connect™² with 4G LTE Wi-Fi hotspot capability. Enables FordPass™ App³ features when activated.

Available windshield wiper de-icer and heated steering wheel. Great ways to combat cold; the de-icer helps prevent buildup in the area where the wiper blades rest.

Available keyless entry keypad. Enter a personal code to lock/unlock doors.

Easy Fuel® capless fuel filler. Fill-ups made simple, and helps avoid splash back.

MyKey®. Programmable key can encourage safety belt use, limit top speed, display an earlier low-fuel warning, and keep audio volume down.

ADDITIONAL ECOSPORT WHY-BUYS

- 2020 NHTSA 5-Star Side Crash Safety Rating⁴
- Available Intelligent 4WD System
- Hill start assist
- Available Intelligent Access with push-button start
- Available SYNC® 3⁵ technology with Apple CarPlay® compatibility⁶ and Android Auto™ compatibility⁶
- 2 smart-charging USB ports, two 12V powerpoints and available 110V/150W AC power outlet
- AdvanceTrac® with RSC® (Roll Stability Control™) and Curve Control
- Personal Safety System™ for driver and front passenger; includes dual-stage front airbags⁷
- Driver and front-passenger knee airbags⁷
- Front-seat side-impact airbags⁷
- Rear-seat side airbags⁷
- Safety Canopy® side-curtain airbags⁷ with rollover sensor
- SOS Post-Crash Alert System™
- SecuriLock® Passive Anti-Theft System
- Available BLIS® (Blind Spot Information System) with Cross-Traffic Alert
- Rear swing gate
- Autolamp automatic on/off headlamps with courtesy delay
- Configurable daytime running lamps
- Integrated blind spot mirrors
- Rear View Camera
- 60/40 split flip-up and fold-down rear bench seat
- Retractable cargo area cover and 4 cargo tie-down hooks
- Compass and outside temp displays
- Individual Tire Pressure Monitoring System (excludes spare)

Standard Engine
1.0L EcoBoost I-3
Max. Horsepower (hp @ rpm)
123 @ 6,000
Max. Torque (lb.-ft. @ rpm)
125 @ 6,000
Transmission
6-speed SelectShift® automatic
Front Suspension
Independent MacPherson strut with stabilizer bar
Rear Suspension
Twist-beam
Braking System (F/R)
Disc/disc with Anti-Lock Brake System (ABS)
Steering
Electric power-assisted
Airbags
10
Wheelbase (in.)
99.2
Length (in.)
161.3
Height (in.)
64.8
Width (in.)
69.5 (without mirrors)
Track Width (F/R) (in.)
59.8/59.7
Max. Seating Capacity
5
Head Room (F/R) (in.)
39.6/37.5
Leg Room (F/R) (in.)
42.9 (max.)/36.7
Hip Room (F/R) (in.)
51.6/50.9
Shoulder Room (F/R) (in.)
53.3/51.3
Cargo Volume (cu. ft.) (behind 1st/2nd rows)
50.0/20.9
Fuel Tank Capacity (gal.)
13.6
Trailer Towing (max. lbs.) ⁸
1,400
EPA-Estimated Rating (city/hwy/combined mpg) ⁹
27/29/28
Basic Warranty Coverage¹⁰
3 years/36,000 miles
Powertrain Warranty Coverage¹⁰
5 years/60,000 miles
Corrosion Warranty Coverage¹⁰
5 years/unlimited miles
24-Hour Roadside Assistance
5 years/60,000 miles

2020 FORD ECOSPORT SE FWD
1.0L EcoBoost I-3
123 @ 6,000
125 @ 6,000
6-speed SelectShift® automatic
Independent MacPherson strut with stabilizer bar
Twist-beam
Disc/disc with Anti-Lock Brake System (ABS)
Electric power-assisted
10
99.2
161.3
64.8
69.5 (without mirrors)
59.8/59.7
5
39.6/37.5
42.9 (max.)/36.7
51.6/50.9
53.3/51.3
50.0/20.9
13.6
1,400
27/29/28
3 years/36,000 miles
5 years/60,000 miles
5 years/unlimited miles
5 years/60,000 miles

2020 CHEVROLET TRAX LS FWD
1.4L turbo
138 @ 4,900
148 @ 1,850
6-speed automatic
Independent
Independent
Disc/drum with Anti-Lock Brake System (ABS)
Electric power
10
100.6
167.6
64.9
69.9 (without mirrors)
60.6/60.6
5
39.6/38.8
40.8/35.7
51.7/50.7
54.1/52.8
48.4/18.7
14.0
Not recommended
26/31/28
3 years/36,000 miles
5 years/60,000 miles
6 years/100,000 miles
5 years/60,000 miles

2019 NISSAN KICKS SV FWD
1.6L DOHC
122 @ 6,300
114 @ 4,000
Xtronic CVT® (Continuously Variable Transmission)
Independent
Twist-beam
Disc/drum with Anti-Lock Brake System (ABS)
Electric power-assisted
7
103.1
169.1
62.4
69.3 (without mirrors)
59.8/60.4
5
40.7/38.5
43.7/33.2
50.9/49.1
53.0/53.2
32.3/25.3
10.8
Not recommended
31/36/33
3 years/36,000 miles
5 years/60,000 miles
5 years/unlimited miles
3 years/36,000 miles

2019 HONDA HR-V LX 2WD
1.8L I-4
141 @ 6,500
127 @ 4,300
Continuously variable transmission
Independent MacPherson strut with stabilizer bar
Torsion-beam
Disc/disc with Anti-Lock Brake System (ABS)
Electric Power-Assisted
6
102.8
170.4
63.2
69.8 (without mirrors)
60.4/60.6
5
39.5/38.3
41.2/39.3
53.1/47.4
56.8/54.5
58.8/24.3
13.2
—
28/34/30
3 years/36,000 miles
5 years/60,000 miles
5 years/unlimited miles
3 years/36,000 miles

Horsepower, torque, towing and EPA-estimated fuel economy ratings are independent attributes and may not be achieved simultaneously.

¹Driver-assist features are supplemental and do not replace the driver's attention, judgment and need to control the vehicle. ²At purchase, the FordPass Connect modem is connected and sending vehicle data (e.g., diagnostics) to Ford. To disable, or for more information, see in-vehicle connectivity settings. Learn more at www.FordConnected.com. FordPass Connect (optional on select vehicles), the FordPass App, and complimentary Connected Service are required for remote features (see FordPass Terms for details). Connected service and features depend on compatible AT&T network availability. Evolving technology/cellular networks/vehicle capability may limit functionality and prevent operation of connected features. Connected service excludes Wi-Fi hotspot. ³FordPass App, compatible with select smartphone platforms, is available via a download. Message and data rates may apply. ⁴Government 5-Star Safety Ratings are part of the National Highway Traffic Safety Administration's (NHTSA's) New Car Assessment Program (www.nhtsa.gov). ⁵Don't drive while distracted. Use voice-operated systems when possible; don't use handheld devices while driving. Some features may be locked out while the vehicle is in gear. Not all features are compatible with all phones. ⁶Requires phone with active data service and compatible software. SYNC 3 does not control 3rd-party products while in use. 3rd parties are solely responsible for their respective functionality. ⁷Always wear your safety belt and secure children in the rear seat. ⁸When properly equipped. ⁹With standard powertrain for trim level configuration shown in chart. Actual mileage will vary. ¹⁰See your dealer for limited warranty details.

Models: S, SE, SE Sport, SEL, Titanium



Escape SE. Available equipment.



SEL interior shown.

ESCAPE STRENGTHS

Ford Co-Pilot360™ Includes Pre-Collision Assist with Automatic Emergency Braking (AEB), BLIS® (Blind Spot Information System) with Cross-Traffic Alert, Lane-Keeping System, Auto High-Beam Headlamps, and Rear View Camera.

Available Ford Co-Pilot360 Assist. Includes Adaptive Cruise Control with Stop-and-Go, and Voice-Activated Touchscreen Navigation System.

3 powerful engines available. Direct-injection turbocharged EcoBoost® in 1.5L I-3 or 2.0L I-4 configurations, plus the 2.5L Hybrid.

Active Grille Shutters. Can help improve vehicle aerodynamics.

SecuriCode™ invisible keypad. Enter a personal code to lock or unlock doors.

Available Active Park Assist 2.0¹ Ultrasonic sensors lend a hand in parking, from parallel to perpendicular; includes park out assist.

Available Evasive Steering Assist.^{1,2} It can provide extra steering support if the system's warning goes off and there's a need to maneuver around the vehicle ahead.

FordPass Connect™³ with 4G LTE Wi-Fi hotspot capability. Enables FordPass™ App⁴ features when activated.

MyKey® Programmable key can encourage safety belt use, limit top speed, display an earlier low-fuel warning, and keep audio volume down.

ADDITIONAL ESCAPE WHY-BUYS

- Available Intelligent AWD System
- Post-Collision Braking
- Torque Vectoring Control
- Up to 3,500 lbs. towing capacity⁵
- Selectable drive modes
- Available Intelligent Access with push-button start
- Rotary gear shift dial
- Electric power-assisted steering
- Easy Fuel® capless fuel filler
- Available SYNC® 3⁶ technology with Apple CarPlay® compatibility⁷ and Android Auto™ compatibility⁷
- AdvanceTrac® with RSC® (Roll Stability Control™) and Curve Control
- Personal Safety System™ for driver and front passenger; includes dual-stage front airbags⁸
- Driver's knee airbag⁸
- Front-seat side-impact airbags⁸
- Safety Canopy® side-curtain airbags⁸ with rollover sensor
- SOS Post-Crash Alert System™
- SecuriLock® Passive Anti-Theft System
- Available Reverse Sensing System
- Available hands-free, foot-activated liftgate
- Available LED headlamps
- Available leather-trimmed interior with heated front seats
- Available ActiveX Seating Material
- 60/40 split-fold rear seat with slide and recline
- Tire Pressure Monitoring System (excludes spare)

	2020 FORD ESCAPE SE
Standard Engine	1.5L EcoBoost I-3 with Auto Start-Stop Technology
Max. Horsepower (hp @ rpm)	181 @ 6,000 ¹¹
Max. Torque (lb.-ft. @ rpm)	190 @ 3,000 ¹¹
Transmission	8-speed automatic
Front Suspension	Independent MacPherson strut with stabilizer bar
Rear Suspension	Fully independent multilink with stabilizer bar
Standard Driveline	Front-wheel drive
Optional Driveline	AWD
Braking System (F/R)	Disc/disc with Anti-Lock Brake System (ABS)
Steering	Electric power-assisted
Airbags	7
Wheelbase (in.)	106.7
Length (in.)	180.5
Height (in.)	66.1
Width (in.)	78.7 (mirrors folded)
Track Width (F/R) (in.)	62.4/61.8
Max. Seating Capacity	5
Head Room (F/R) (in.)	40.0/39.3
Leg Room (F/R) (in.)	42.4 (max.)/40.7 (max.)
Hip Room (F/R) (in.)	55.2/53.3
Shoulder Room (F/R) (in.)	57.6/56.0
Cargo Volume (cu. ft.) (behind 1st/2nd rows)	65.4/37.5 (max.)
Fuel Tank Capacity (gal.)	14.7
Trailer Towing (max. lbs.) ⁵	2,000
EPA-Estimated Rating (city/hwy/combined mpg) ⁹	27/33/30
Basic Warranty Coverage ¹⁰	3 years/36,000 miles
Powertrain Warranty Coverage ¹⁰	5 years/60,000 miles
Corrosion Warranty Coverage ¹⁰	5 years/unlimited miles
24-Hour Roadside Assistance	5 years/60,000 miles

2020 CHEVROLET EQUINOX LS
1.5L Turbo
170 @ 5,600
203 @ 2,000–4,000
6-speed automatic
Independent MacPherson strut
4-link
Front-wheel drive
AWD
Disc/disc with Anti-Lock Brake System (ABS)
Electric-variable power-assist
6
107.3
183.1
65.4
72.6 (without mirrors)
62.2/62.2
5
40.0/38.5
40.9/39.9
54.2/51.7
57.2/55.5
63.9/29.9
14.9
1,500
26/32/28
3 years/36,000 miles
5 years/60,000 miles
6 years/100,000 miles
5 years/60,000 miles

2019 NISSAN ROGUE SV
2.5L DOHC I-4
170 @ 6,000
175 @ 4,400
CVT
Independent strut with stabilizer bar
Independent multilink with stabilizer bar
Front-wheel drive
AWD
Disc/disc with Anti-Lock Brake System (ABS)
Speed-sensitive electric power
6
106.5
184.5
68.0
72.4 (overall)
62.8/62.8
5
41.6/38.5
43.0/37.9
54.0/52.1
56.6/55.9
70.0/39.3
14.5
1,102
26/33/29
3 years/36,000 miles
5 years/60,000 miles
5 years/unlimited miles
3 years/36,000 miles

2019 TOYOTA RAV4 XLE
2.5L I-4
203 @ 6,600
184 @ 5,000
8-speed automatic
Independent MacPherson strut with stabilizer bar
Independent multilink with stabilizer bar
Front-wheel drive
AWD
Disc/disc with Anti-Lock Brake System (ABS)
Electric power steering
8
105.9
180.9
67.0
73.0 (overall)
63.0/63.7
5
37.7/39.5
41.0/37.8
54.3/47.7
57.8/56.4
69.8/37.5
14.5
1,500
26/35/30
3 years/36,000 miles
5 years/60,000 miles
5 years/unlimited miles
2 years/unlimited miles

Horsepower, torque, towing and EPA-estimated fuel economy ratings are independent attributes and may not be achieved simultaneously.

¹Driver-assist features are supplemental and do not replace the driver's attention, judgment and need to control the vehicle. ²Evasive Steering Assist does not control steering. ³At purchase, the FordPass Connect modem is connected and sending vehicle data (e.g., diagnostics) to Ford. To disable, or for more information, see in-vehicle connectivity settings. Learn more at www.FordConnected.com. FordPass Connect (optional on select vehicles), the FordPass App, and complimentary Connected Service are required for remote features (see FordPass Terms for details). Connected service and features depend on compatible AT&T network availability. Evolving technology/cellular networks/vehicle capability may limit functionality and prevent operation of connected features. Connected service excludes Wi-Fi hotspot. ⁴FordPass App, compatible with select smartphone platforms, is available via a download. Message and data rates may apply. ⁵When properly equipped. ⁶Don't drive while distracted. Use voice-operated systems when possible; don't use handheld devices while driving. Some features may be locked out while the vehicle is in gear. Not all features are compatible with all phones. ⁷Requires phone with active data service and compatible software. SYNC 3 does not control 3rd-party products while in use. 3rd parties are solely responsible for their respective functionality. ⁸Always wear your safety belt and secure children in the rear seat. ⁹With standard powertrain for trim level configuration shown in chart. Actual mileage will vary. ¹⁰See your dealer for limited warranty details. ¹¹Horsepower and torque ratings based on premium fuel per SAE J1349® standard. Your results may vary.

Models: SE Sport, Titanium



Escape SE Sport. Available equipment.



ESCAPE WITH HYBRID POWERTRAIN STRENGTHS

Ford Co-Pilot360.™ Includes Pre-Collision Assist with Automatic Emergency Braking (AEB), BLIS® (Blind Spot Information System) with Cross-Traffic Alert, Lane-Keeping System, Auto High-Beam Headlamps, and Rear View Camera.

Available Ford Co-Pilot360 Assist. Includes Adaptive Cruise Control with Stop-and-Go, and Voice-Activated Touchscreen Navigation System.

Active Grille Shutters. Can help improve vehicle aerodynamics.

SecuriCode™ invisible keypad. Enter a personal code to lock or unlock doors.

Available Active Park Assist 2.0.¹ Ultrasonic sensors lend a hand in parking, from parallel to perpendicular; includes park out assist.

Available Evasive Steering Assist.¹,² It can provide extra steering support if the system's warning goes off and there's a need to maneuver around the vehicle ahead.

FordPass Connect™³ with 4G LTE Wi-Fi hotspot capability. Enables FordPass™ App⁴ features when activated.

MyKey.® Programmable key can encourage safety belt use, limit top speed, display an earlier low-fuel warning, and keep audio volume down.

ADDITIONAL ESCAPE WITH HYBRID POWERTRAIN WHY-BUYS

- Available Intelligent AWD System
- Available head-up display
- Post-Collision Braking
- Torque Vectoring Control
- Selectable drive modes
- Available Intelligent Access with push-button start
- Rotary gear shift dial
- Electric power-assisted steering
- Easy Fuel® capless fuel filler
- SYNC® 3⁵ technology with Apple CarPlay® compatibility⁶ and Android Auto™ compatibility⁶
- AdvanceTrac® with RSC® (Roll Stability Control™) and Curve Control
- Personal Safety System™ for driver and front passenger; includes dual-stage front airbags⁷
- Driver's knee airbag⁷
- Front-seat side-impact airbags⁷
- Safety Canopy® side-curtain airbags⁷ with rollover sensor
- SOS Post-Crash Alert System™
- SecuriLock® Passive Anti-Theft System
- Available Reverse Sensing System
- Available hands-free, foot-activated liftgate
- Available LED headlamps
- Available leather-trimmed interior with heated front seats
- Available ActiveX Seating Material
- 60/40 split-fold rear seat with slide and recline
- Tire Pressure Monitoring System (excludes available spare)

Standard Engine
Max. Horsepower (hp @ rpm)
Max. Torque (lb.-ft. @ rpm)
Transmission
Front Suspension
Rear Suspension
Standard Driveline
Optional Driveline
Braking System (F/R)
Steering
Airbags
Wheelbase (in.)
Length (in.)
Height (in.)
Width (in.)
Track Width (F/R) (in.)
Max. Seating Capacity
Head Room (F/R) (in.)
Leg Room (F/R) (in.)
Hip Room (F/R) (in.)
Shoulder Room (F/R) (in.)
Cargo Volume (cu. ft.) (behind 1st/2nd rows)
Fuel Tank Capacity (gal.)
Trailer Towing (max. lbs.)⁹
EPA-Estimated Rating (city/hwy/combined mpg)¹²
Basic Warranty Coverage¹⁰
Powertrain Warranty Coverage¹⁰
Corrosion Warranty Coverage¹⁰
24-Hour Roadside Assistance

2020 FORD ESCAPE SE SPORT
2.5L Hybrid
200 @ 6,250¹¹
155 @ 4,500¹¹
eCVT
Independent MacPherson strut with stabilizer bar
Fully independent multilink with stabilizer bar
Front-wheel drive
AWD
Disc/disc with Anti-Lock Brake System (ABS)
Electric power-assisted
7
106.7
180.5
66.1
78.7 (mirrors folded)
62.4/61.8
5
40.0/39.3
42.4 (max.)/38.9 (max.)
55.2/53.3
57.6/56.0
60.8/34.4
14.2
1,500
43/37/40¹²
3 years/36,000 miles
5 years/60,000 miles
5 years/unlimited miles
5 years/60,000 miles

2020 JEEP WRANGLER 4-DOOR SAHARA
2.0L Turbo eTorque Mild Hybrid
270
295
6-speed manual
N/A
N/A
4WD
—
Disc/disc with Anti-Lock Brake System (ABS)
N/A
4
118.4
188.2
73.6
72.6 (overall body)
64.4/64.4
5
42.6/41.7
41.2/35.7
53.9/45.0
55.7/57.7
72.4 / N/A
14.9
N/A
22/24/23
3 years/36,000 miles
5 years/60,000 miles
6 years/100,000 miles
5 years/60,000 miles

2020 NISSAN ROGUE SV HYBRID
2.0L DOHC I-4
176 @ 6,000
144 @ 4,400
CVT
Independent strut with stabilizer bar
Independent multilink with stabilizer bar
Front-wheel drive
—
Disc/disc with Anti-Lock Brake System (ABS)
Speed-sensitive electric power
6
106.5
184.5
67.8
72.4 (overall)
62.8/62.8
5/7
41.6/39.7
43.0/37.9
54.0/52.1
56.6/55.9
61.4/27.3
14.5
N/A
33/35/34
3 years/36,000 miles
5 years/60,000 miles
5 years/unlimited miles
3 years/36,000 miles

Horsepower, torque, towing and EPA-estimated fuel economy ratings are independent attributes and may not be achieved simultaneously.

¹Driver-assist features are supplemental and do not replace the driver's attention, judgment and need to control the vehicle. ²Evasive Steering Assist does not control steering. ³At purchase, the FordPass Connect modem is connected and sending vehicle data (e.g., diagnostics) to Ford. To disable, or for more information, see in-vehicle connectivity settings. Learn more at www.FordConnected.com. FordPass Connect (optional on select vehicles), the FordPass App, and complimentary Connected Service are required for remote features (see FordPass Terms for details). Connected service and features depend on compatible AT&T network availability. Evolving technology/cellular networks/vehicle capability may limit functionality and prevent operation of connected features. Connected service excludes Wi-Fi hotspot. ⁴FordPass App, compatible with select smartphone platforms, is available via a download. Message and data rates may apply. ⁵Don't drive while distracted. Use voice-operated systems when possible; don't use handheld devices while driving. Some features may be locked out while the vehicle is in gear. Not all features are compatible with all phones. ⁶Requires phone with active data service and compatible software. SYNC 3 does not control 3rd-party products while in use. 3rd parties are solely responsible for their respective functionality. ⁷Always wear your safety belt and secure children in the rear seat. ⁸When properly equipped. Escape does not offer factory-installed towing equipment for this application: only available as aftermarket accessory. ⁹With standard powertrain for trim level configuration shown in chart. Actual mileage will vary. ¹⁰See your dealer for limited warranty details. ¹¹Horsepower and torque ratings based on premium fuel per SAE J1349® standard. Your results may vary. ¹²AWD. FWD rating not available at time of printing.

Models: SE, SEL, Titanium, ST



Edge SE. Available equipment.



EDGE STRENGTHS

Ford Co-Pilot360™ Includes Pre-Collision Assist with Automatic Emergency Braking (AEB), BLIS® (Blind Spot Information System) with Cross-Traffic Alert, Lane-Keeping System, Auto High-Beam Headlamps, and Rear View Camera.

Available Ford Co-Pilot360 Assist+. Includes Evasive Steering Assist, Adaptive Cruise Control with Stop-and-Go, and Lane Centering.

2 powerful engines available. Direct-injection twin-scroll turbocharged 2.0L EcoBoost® I-4 and 2.7L EcoBoost V6 (standard on ST).

Available hands-free, foot-activated liftgate. Opens/closes with a simple leg kick under the rear bumper with the available Intelligent Access key in a purse or pocket.

Available front-facing 180-Degree Camera.¹ May help you extend your vision in certain situations while moving forward at low speed.

Available Enhanced Active Park Assist.¹ Ultrasonic sensors lend a hand in parking, from parallel to perpendicular; includes park out assist.

Available Evasive Steering Assist.^{1,2} It can provide extra steering support if the system's warning goes off and there's a need to maneuver around the vehicle ahead.

Glove-box-door-integrated knee airbag.³ Innovative space-saving safety measure.

MyKey®. Programmable key can encourage safety belt use, limit top speed, display an earlier low-fuel warning, and keep audio volume down.

ADDITIONAL EDGE WHY-BUYS

- 2020 NHTSA 5-Star Overall Crash Safety Rating⁴
- Available race-inspired ST
- Available Intelligent AWD System
- Air curtain – and available Active Grille Shutters – designed to help improve vehicle aerodynamics
- Torque Vectoring Control
- Hill start assist
- Auto Start-Stop Technology
- Intelligent Access with push-button start
- Rotary gear shift dial
- Electric power-assisted steering
- Easy Fuel® capless fuel filler
- Transmission fluid “filled for life”
- Intelligent Oil-Life Monitor®
- FordPass Connect™⁵ with 4G LTE Wi-Fi hotspot capability (enables FordPass™ App⁶ features when activated)
- SYNC® 3⁷ technology with Apple CarPlay® compatibility⁸ and Android Auto™ compatibility⁸
- AdvanceTrac® with RSC® (Roll Stability Control™)
- Personal Safety System™ for driver and front passenger; includes dual-stage front airbags³
- Driver's knee airbag³
- Front-seat side-impact airbags³
- Safety Canopy® side-curtain airbags³ with rollover sensor
- SOS Post-Crash Alert System™
- Post-Collision Braking
- SecuriLock® Passive Anti-Theft System
- Available SecuriCode™ keyless entry keypad
- Available Rain-Sensing Windshield Wipers
- Available LED headlamps
- Available leather-trimmed seats
- Available ActiveX Seating Material
- Rear 60/40 split-fold-flat seat
- Individual Tire Pressure Monitoring System (excludes spare)

Standard Engine
Max. Horsepower (hp @ rpm)
Max. Torque (lb.-ft. @ rpm)
Optional Engine
Max. Horsepower (hp @ rpm)
Max. Torque (lb.-ft. @ rpm)
Standard Transmission
Optional Transmission
Front Suspension
Rear Suspension
Braking System (F/R)
Steering
Airbags
Wheelbase (in.)
Length (in.)
Height (in.)
Width (in.)
Track Width (F/R) (in.)
Seating Capacity
Head Room (F/R) (in.)
Leg Room (F/R) (in.)
Hip Room (F/R) (in.)
Shoulder Room (F/R) (in.)
Cargo Volume (max.) (cu. ft.)
Fuel Tank Capacity (gal.)
Trailer Towing (max. lbs.) ⁹
Base Curb Weight (lbs.)
EPA-Estimated Rating (city/hwy/combined mpg) ¹⁰
Basic Warranty Coverage¹¹
Powertrain Warranty Coverage¹¹
Corrosion Warranty Coverage¹¹
24-Hour Roadside Assistance

2020 FORD EDGE SE FWD
2.0L EcoBoost with Auto Start-Stop Technology
250 @ 5,500 ¹²
280 @ 3,000 ¹²
—
—
—
8-speed SelectShift® automatic
—
Independent with stabilizer bar
Independent integral-link with stabilizer bar
Disc/disc with Anti-Lock Brake System (ABS)
Electric power-assisted
8
112.2
188.8
68.3
75.9 (without mirrors)
64.8/64.7
5
40.2/40.3
42.6 (max.)/40.6
55.9/57.5
60.3/60.5
73.4
18.4
1,500
3,959
21/29/24
3 years/36,000 miles
5 years/60,000 miles
5 years/unlimited miles
5 years/60,000 miles

2019 HYUNDAI SANTA FE SEL FWD
2.4L DOHC I-4
185 @ 6,000
178 @ 4,000
—
—
—
8-speed automatic
—
Independent MacPherson strut with stabilizer bar
Multilink with stabilizer bar
Disc/disc with Anti-Lock Brake System (ABS)
Motor-driven power
7
108.9
187.8
66.1
74.4 (without mirrors)
64.7/65.0
5
41.2/39.2
44.1/40.9
57.5/56.3
59.1/58.3
71.3
18.8
2,000
3,591
22/29/25
5 years/60,000 miles
10 years/100,000 miles
7 years/unlimited miles
5 years/unlimited miles

2020 JEEP GRAND CHEROKEE LAREDO FWD
3.6L V6
293 @ 6,400
260 @ 4,800
—
—
—
8-speed automatic
—
Independent
Independent
Disc/disc with Anti-Lock Brake System (ABS)
Power rack-and-pinion
7
114.7
189.8
69.3
84.8 (overall body)
63.9/64.1
5
39.9/39.2
40.3/38.6
57.0/56.2
58.7/58.0
68.3
24.6
3,500
4,513
19/26/21
3 years/36,000 miles
5 years/60,000 miles
5 years/unlimited miles
5 years/60,000 miles


Horsepower, torque, towing and EPA-estimated fuel economy ratings are independent attributes and may not be achieved simultaneously.

¹Driver-assist features are supplemental and do not replace the driver's attention, judgment and need to control the vehicle. ²Evasive Steering Assist does not control steering. ³Always wear your safety belt and secure children in the rear seat. ⁴Government 5-Star Safety Ratings are part of the National Highway Traffic Safety Administration's (NHTSA's) New Car Assessment Program (www.nhtsa.gov). ⁵At purchase, the FordPass Connect modem is connected and sending vehicle data (e.g., diagnostics) to Ford. To disable, or for more information, see in-vehicle connectivity settings. Learn more at www.FordConnected.com. FordPass Connect (optional on select vehicles), the FordPass App, and complimentary Connected Service are required for remote features (see FordPass Terms for details). Connected service and features depend on compatible AT&T network availability. Evolving technology/cellular networks/vehicle capability may limit functionality and prevent operation of connected features. Connected service excludes Wi-Fi hotspot. ⁶FordPass App, compatible with select smartphone platforms, is available via a download. Message and data rates may apply. ⁷Don't drive while distracted. Use voice-operated systems when possible; don't use handheld devices while driving. Some features may be locked out while the vehicle is in gear. Not all features are compatible with all phones. ⁸Requires phone with active data service and compatible software. SYNC 3 does not control 3rd-party products while in use. 3rd parties are solely responsible for their respective functionality. ⁹When properly equipped. Edge does not offer factory-installed towing equipment for this application; only available as dealer accessory. ¹⁰With standard powertrain for trim level configuration shown in chart. Actual mileage will vary. ¹¹See your dealer for limited warranty details. ¹²Horsepower and torque ratings based on premium fuel per SAE J1349® standard. Your results may vary.

Models: Explorer, XLT, Limited, Limited Hybrid, ST, Platinum



Explorer XLT. Available equipment.



Limited interior shown.



EXPLORER STRENGTHS

Ford Co-Pilot360™ Includes Pre-Collision Assist with Automatic Emergency Braking (AEB), BLIS® (Blind Spot Information System) with Cross-Traffic Alert, Lane-Keeping System, Auto High-Beam Headlamps, and Rear View Camera.

Available Ford Co-Pilot360 Assist+. Includes Intelligent Adaptive Cruise Control, Evasive Steering Assist, and Voice-Activated Touchscreen Navigation System.

5 powertrains available. In addition to the fleet-exclusive 3.3L Ti-VCT V6 FFV, there's the turbo 2.3L EcoBoost® I-4, twin-turbo 3.0L EcoBoost V6, ST 3.0L EcoBoost V6, or 3.3L V6 Hybrid.

Best-in-class¹ V6 power. 400 hp² and 415 lb.-ft. of torque² on Explorer ST.

Rear-wheel-drive platform. Athletic performance, capability and styling.

Available Intelligent 4WD with Terrain Management System.™ 7 drive modes: Normal, Sport, Trail, Deep Snow/Sand, Slippery, Tow/Haul, and Eco; push-button Hill Descent Control™ is included too.

Available Reverse Brake Assist. Can detect both stationary and moving objects and can apply the brakes automatically.

Available Active Park Assist 2.0³ Ultrasonic sensors lend a hand in parking, from parallel to perpendicular; includes park out assist.

Trailer Sway Control.⁴ Reduces engine speed and brakes selectively.

Available multicontour front seats with Active Motion® The luxury of active massage functionality and superlative lumbar support.

Available PowerFold® 3rd-row seat. Adjust the 50/50 seat into normal, stow or fold positions.

Available front 180-Degree Camera with Washer.³ May help you extend your vision in certain situations while moving forward at low speed.

MyKey® Programmable key can encourage safety belt use, limit top speed, and display an earlier low-fuel warning.

ADDITIONAL EXPLORER WHY-BUYS

- 10-speed SelectShift® automatic transmission
- Curve Control and hill start assist
- Intelligent Access with push-button start
- Available SecuriCode™ invisible keypad
- Rotary gear shift dial
- Electric power-assisted steering
- Easy Fuel® capless fuel filler
- Intelligent Oil-Life Monitor®
- SYNC® 3⁵ technology with Apple CarPlay® compatibility⁶ and Android Auto™ compatibility⁶
- FordPass Connect™⁷ with 4G LTE Wi-Fi hotspot capability (enables FordPass™ App⁸ features when activated)
- AdvanceTrac® with RSC® (Roll Stability Control™)
- Personal Safety System™ for driver and front passenger; includes dual-stage front airbags⁹
- Driver and front-passenger knee airbags⁹
- Front-seat side-impact airbags⁹
- Safety Canopy® side-curtain airbags⁹ with rollover sensor
- SOS Post-Crash Alert System™
- Side-Wind Stabilization
- Available remote control front windows
- Available hands-free, foot-activated liftgate
- Available 360-Degree Camera
- Available leather-trimmed seats
- Available ActiveX Seating Material
- Available E-Z Entry 2nd-row captain's chairs
- Individual Tire Pressure Monitoring System (excludes spare)

	2020 FORD EXPLORER XLT V6 4WD
Engine	2.3L EcoBoost I-4
Max. Horsepower (hp @ rpm)	300 @ 5,500²
Max. Torque (lb.-ft. @ rpm)	310 @ 3,000²
Transmission	10-speed SelectShift automatic
Front Suspension	Independent MacPherson strut with stabilizer bar
Rear Suspension	Independent multilink with stabilizer bar
Driveline	Intelligent 4WD with Terrain Management System and Hill Descent Control
Braking System	4-wheel disc with Anti-Lock Brake System (ABS)
Steering	Electric power-assisted; rack-and-pinion with drift control
Airbags	8
Wheelbase (in.)	119.1
Length (in.)	198.8
Height (excluding options) (in.)	70.2
Width (in.)	78.9 (without mirrors)
Track Width (F/R) (in.)	66.9/66.9
Seating Capacity	6/7
Minimum Running Ground Clearance (in.)	8.2
Turning Diameter (ft., curb-to-curb)	38.7
Head Room (1st/2nd/3rd) (in.)	40.7/40.5/38.9
Leg Room (1st/2nd/3rd) (in.)	43.0 (max.)/39.0/32.2
Hip Room (1st/2nd/3rd) (in.)	59.2/59.1/40.9
Shoulder Room (1st/2nd/3rd) (in.)	61.8/61.9/54.6
Max. Cargo Volume (cu. ft.) (behind 1st row)	83.9
Passenger Volume (cu. ft.)	152.7
Fuel Tank Capacity (gal.)	19.2
Base Curb Weight (lbs.)	4,345
Trailer Towing (max. lbs.)¹⁰	5,300
EPA-Estimated Rating (city/hwy/combined mpg)¹¹	20/27/23
Basic Warranty Coverage¹²	3 years/36,000 miles
Powertrain Warranty Coverage¹²	5 years/60,000 miles
Corrosion Warranty Coverage¹²	5 years/unlimited miles
24-Hour Roadside Assistance	5 years/60,000 miles

2020 CHEVROLET TRAVERSE 1LT AWD
3.6L V6
310 @ 6,800
266 @ 2,800
9-speed automatic
MacPherson strut independent with hydraulic control arm and hollow stabilizer bar
5-link independent with auxiliary spring aids and hollow stabilizer bar
AWD with Traction Mode Select
4-wheel disc with Anti-Lock Brake System (ABS)
Variable-assist Electric Power Steering
7
120.9
204.3
70.7
78.6 (without mirrors)
67.3/67.0
7/8
N/A
39.0
41.3/40.0/38.2
41.0/38.4/33.5
58.1/56.9/48.5
62.1/62.2/57.5
98.2
157.3
21.7
N/A
5,000
17/25/20
3 years/36,000 miles
5 years/60,000 miles
6 years/100,000 miles
5 years/60,000 miles

2019 TOYOTA HIGHLANDER XLE AWD
3.5L V6
295 @ 6,660
263 @ 4,700
8-speed automatic
Independent MacPherson strut with stabilizer bar
Double wishbone with stabilizer bar
Dynamic Torque-Control AWD system with Intelligence
4-wheel disc with Star Safety System™
Electric Power Steering (EPS); power-assisted rack-and-pinion
8
109.8
192.5
68.1
75.8
64.4/64.2
7/8
8.0
38.7
39.5/39.6/35.9
44.2/38.4/27.7
57.2/57.1/45.6
59.3/59.0/55.0
83.2
142.2
19.2
4,464
5,000
20/26/22
3 years/36,000 miles
5 years/60,000 miles
5 years/unlimited miles
2 years/unlimited miles

2020 NISSAN PATHFINDER SV 4WD
3.5L V6
284 @ 6,400
259 @ 4,800
Xtronic CVT®
Independent strut with stabilizer bar
Independent multilink with stabilizer bar
Intelligent 4x4
4-wheel disc with Anti-Lock Brake System (ABS)
Electronic hydraulic power-assisted speed-sensitive steering
6
114.2
198.5
70.6
77.3
65.7/65.7
7
7.0
N/A
42.2/39.4/37.8
42.2/41.7/30.7
56.8/56.0/42.0
60.9/60.4/57.1
79.5
154.0
19.5
4,302
6,000
20/27/23
3 years/36,000 miles
5 years/60,000 miles
5 years/unlimited miles
3 years/36,000 miles

Horsepower, torque, towing and EPA-estimated fuel economy ratings are independent attributes and may not be achieved simultaneously.

¹Class is Large Utilities based on Ford segmentation. ²Horsepower and torque ratings based on premium fuel per SAE J1349® standard. Your results may vary. ³Driver-assist features are supplemental and do not replace the driver's attention, judgment and need to control the vehicle. ⁴Remember that even advanced technology cannot overcome the laws of physics. It's always possible to lose control of a vehicle due to inappropriate driver input for the conditions. ⁵Don't drive while distracted. Use voice-operated systems when possible; don't use handheld devices while driving. Some features may be locked out while the vehicle is in gear. Not all features are compatible with all phones. ⁶Requires phone with active data service and compatible software. SYNC 3 does not control 3rd-party products while in use. 3rd parties are solely responsible for their respective functionality. ⁷At purchase, the FordPass Connect modem is connected and sending vehicle data (e.g., diagnostics) to Ford. To disable, or for more information, see in-vehicle connectivity settings. Learn more at www.FordConnected.com. FordPass Connect (optional on select vehicles), the FordPass App, and complimentary Connected Service are required for remote features (see FordPass Terms for details). Connected service and features depend on compatible AT&T network availability. Evolving technology/cellular networks/vehicle capability may limit functionality and prevent operation of connected features. Connected service excludes Wi-Fi hotspot. ⁸FordPass App, compatible with select smartphone platforms, is available via a download. Message and data rates may apply. ⁹Always wear your safety belt and secure children in the rear seat. ¹⁰When properly equipped. ¹¹With standard powertrain for trim level configuration shown in chart. Actual mileage will vary. ¹²See your dealer for limited warranty details.

Model: Limited Hybrid



Explorer Limited Hybrid. Available equipment.



EXPLORER WITH HYBRID POWERTRAIN STRENGTHS

Ford Co-Pilot360™ Includes Pre-Collision Assist with Automatic Emergency Braking (AEB), BLIS® (Blind Spot Information System) with Cross-Traffic Alert, Lane-Keeping System, Auto High-Beam Headlamps, and Rear View Camera.

Ford Co-Pilot360 Assist+. Includes Intelligent Adaptive Cruise Control, Evasive Steering Assist, and Voice-Activated Touchscreen Navigation System.

Rear-wheel-drive platform. Athletic performance, capability and styling.

Available Intelligent 4WD with Terrain Management System.™ 7 selectable drive modes: Normal, Sport, Trail, Deep Snow/Sand, Slippery, Tow/Haul, and Eco; push-button Hill Descent Control™ is included too.

Trailer Sway Control.¹ Reduces engine speed and brakes selectively.

PowerFold® 3rd-row seat. Adjust the 50/50 seat into normal, stow or fold positions.

360-Degree Camera with Split-View Display.² 4 cameras provide a bird's-eye view.

B&O Sound System by Bang & Olufsen. Offers a dynamic, immersive listening experience for everyone on board.

SecuriCode™ invisible keypad. Enter a personal code to lock or unlock doors.

MyKey® Programmable key can encourage safety belt use, limit top speed, and display an earlier low-fuel warning.

ADDITIONAL EXPLORER WITH HYBRID POWERTRAIN WHY-BUYS

- 10-speed SelectShift® automatic transmission
- Curve Control and hill start assist
- Intelligent Access with push-button start
- Rotary gear shift dial
- Electric power-assisted steering
- Active noise cancellation
- Easy Fuel® capless fuel filler
- Intelligent Oil-Life Monitor®
- SYNC® 3³ technology with Apple CarPlay® compatibility⁴ and Android Auto™ compatibility⁴
- FordPass Connect™⁵ with 4G LTE Wi-Fi hotspot capability (enables FordPass™ App⁶ features when activated)
- Wireless charging pad
- 110V/150W AC power outlet
- AdvanceTrac® with RSC® (Roll Stability Control™)
- Personal Safety System™ for driver and front passenger; includes dual-stage front airbags⁷
- Driver and front-passenger knee airbags⁷
- Front-seat side-impact airbags⁷
- Safety Canopy® side-curtain airbags⁷ with rollover sensor
- SOS Post-Crash Alert System™
- Side-Wind Stabilization
- Available remote control front windows
- Hands-free, foot-activated liftgate
- Leather-trimmed seats
- 2nd-row captain's chairs
- Available 2nd-row 35/30/35 split fold-flat seat with E-Z Entry and recline
- 2nd-row sunblinds
- Self-sealing all-season (A/S) tires (4x4 only)
- Individual Tire Pressure Monitoring System (excludes spare)

Engine
Hybrid System Net Horsepower (hp @ rpm)
Hybrid System Net Torque (lb.-ft. @ rpm)
Transmission
Front Suspension
Rear Suspension
Driveline
Braking System
Steering
Airbags
Wheelbase (in.)
Length (in.)
Height (excluding options) (in.)
Width (in.)
Track Width (F/R) (in.)
Seating Capacity
Minimum Running Ground Clearance (in.)
Turning Diameter (ft., curb-to-curb)
Head Room (1st/2nd/3rd) (in.)
Leg Room (1st/2nd/3rd) (in.)
Hip Room (1st/2nd/3rd) (in.)
Shoulder Room (1st/2nd/3rd)
Max. Cargo Volume (cu. ft.) (behind 1st row)
Passenger Volume (cu. ft.)
Fuel Tank Capacity (gal.)
Base Curb Weight (lbs.)
Trailer Towing (max. lbs.) ⁸
EPA-Estimated Rating (city/hwy/combined mpg) ⁹
Basic Warranty Coverage ¹⁰
Powertrain Warranty Coverage ¹⁰
Corrosion Warranty Coverage ¹⁰
24-Hour Roadside Assistance

2020 FORD EXPLORER LIMITED HYBRID 4WD
3.3L Hybrid V6
318
336
10-speed SelectShift automatic modular hybrid transmission
Independent MacPherson strut with stabilizer bar
Independent multilink with stabilizer bar
Intelligent 4WD with Terrain Management System and Hill Descent Control
4-wheel disc with Anti-Lock Brake System (ABS)
Electric power-assisted; rack-and-pinion with drift control
8
119.1
198.8
70.2
78.9 (without mirrors)
66.9/66.9
6/7
8.2
38.7
40.7/40.5/38.9
43.0 (max.)/39.0/32.2
59.2/59.1/40.9
61.8/61.9/54.6
83.9
152.7
19.3
4,969
5,000
23/26/25
3 years/36,000 miles
5 years/60,000 miles
5 years/unlimited miles
5 years/60,000 miles

2019 TOYOTA HIGHLANDER HYBRID LIMITED AWD
3.5L V6 Hybrid
306
N/A
Electronically Controlled Continuously Variable Transmission (eCVT)
Independent MacPherson strut with stabilizer bar
Double wishbone with stabilizer bar
Electronic On Demand AWD System with Intelligence
4-wheel disc with Star Safety System™ and regenerative braking
Electric Power Steering (EPS); power-assisted rack-and-pinion
8
109.8
192.5
68.1
75.8
64.4/64.2
7
8.0
38.7
39.5/39.6/35.9
44.2/38.4/26.7
57.2/57.1/45.6
59.3/59.0/55.0
83.2
141.1
17.2
4,861
3,500
29/27/28
3 years/36,000 miles
5 years/60,000 miles
5 years/unlimited
2 years/unlimited

Horsepower, torque, towing and EPA-estimated fuel economy ratings are independent attributes and may not be achieved simultaneously.

¹Remember that even advanced technology cannot overcome the laws of physics. It's always possible to lose control of a vehicle due to inappropriate driver input for the conditions. ²Driver-assist features are supplemental and do not replace the driver's attention, judgment and need to control the vehicle. ³Don't drive while distracted. Use voice-operated systems when possible; don't use handheld devices while driving. Some features may be locked out while the vehicle is in gear. Not all features are compatible with all phones. ⁴Requires phone with active data service and compatible software. SYNC 3 does not control 3rd-party products while in use. 3rd parties are solely responsible for their respective functionality. ⁵At purchase, the FordPass Connect modem is connected and sending vehicle data (e.g., diagnostics) to Ford. To disable, or for more information, see in-vehicle connectivity settings. Learn more at www.FordConnected.com. FordPass Connect (optional on select vehicles), the FordPass App, and complimentary Connected Service are required for remote features (see FordPass Terms for details). Connected service and features depend on compatible AT&T network availability. Evolving technology/cellular networks/vehicle capability may limit functionality and prevent operation of connected features. Connected service excludes Wi-Fi hotspot. ⁶FordPass App, compatible with select smartphone platforms, is available via a download. Message and data rates may apply. ⁷Always wear your safety belt and secure children in the rear seat. ⁸When properly equipped. ⁹With standard powertrain for trim level configuration shown in chart. Actual mileage will vary. ¹⁰See your dealer for limited warranty details.

Models: XL (Fleet Exclusive), XLT, Limited, King Ranch®, Platinum



Expedition XLT. Available equipment.



Platinum interior shown.



EXPEDITION STRENGTHS

Ford Co-Pilot360™ Includes Pre-Collision Assist with Automatic Emergency Braking (AEB), BLIS® (Blind Spot Information System) with Cross-Traffic Alert, Lane-Keeping System, Auto High-Beam Headlamps, and Rear View Camera.

Available Ford Co-Pilot360 Assist. Includes Adaptive Cruise Control with Stop-and-Go, and Voice-Activated Touchscreen Navigation System.

3.5L EcoBoost® V6 twin-turbocharged, direct-injection engine. Delivers 400 hp¹ and 480 lb.-ft. of torque³ in the Platinum Series.

Max. towing capability of 9,300 lbs² 4x2 capacity.

Generous cargo space³ behind 3rd row. Smart storage room.

Available 360-Degree Camera with Split-View Display⁴ 4 cameras provide a bird’s-eye view.

Rotary gear shift dial. Replaces the gear shift lever.

Pro Trailer Backup Assist™⁴ Simply turn a knob in the direction desired for the trailer to go.

Auto Start-Stop Technology. Designed to help reduce emissions: The engine shuts off at complete stops.

Active Grille Shutters. Can help improve vehicle aerodynamics.

Available Enhanced Active Park Assist.⁴ Ultrasonic sensors lend a hand in parking, from parallel to perpendicular; includes park out assist.

Available multicontour front seats with Active Motion.⁵ The luxury of active massage functionality and superlative lumbar support.

ADDITIONAL EXPEDITION WHY-BUYS

- 2020 NHTSA 5-Star Overall Crash Safety Rating⁵
- High-strength, aluminum-alloy body
- Available Control Trac® Four-Wheel-Drive (4WD) System with 1-speed transfer case, and the Terrain Management System™ with 7 shift-on-the-fly modes (Normal, Sport, Tow/Haul, Eco, Mud/Ruts, Sand, Grass/Gravel/Snow), plus push-button Hill Descent Control™
- Integrated Class IV trailer tow receiver with 4- and 7-pin connectors
- Available continuously controlled damping (CCD)
- Available Intelligent Access with push-button start
- 10-speed SelectShift® automatic transmission with 3 overdrive gears
- Electric power-assisted steering
- FordPass Connect™⁶ with 4G LTE Wi-Fi hotspot capability (enables FordPass™ App⁷ features when activated)
- Available SYNC® 3⁸ technology with Apple CarPlay® compatibility⁹ and Android Auto™ compatibility⁹
- AdvanceTrac® with RSC® (Roll Stability Control™)
- Personal Safety System™ for driver and front passenger; includes dual-stage front airbags¹⁰
- Front-seat side-impact airbags¹⁰
- Safety Canopy® side-curtain airbags¹⁰ with rollover sensor
- SOS Post-Crash Alert System™
- Perimeter alarm
- Available hands-free, foot-activated liftgate
- Available power-adjustable pedals
- 15 beverage holders
- PowerFold® 3rd-row seat
- 3rd-row seat delete on XL
- Cargo Management System
- Individual Tire Pressure Monitoring System (excludes spare)

	2020 FORD EXPEDITION XLT 4x4
Engine	3.5L EcoBoost V6
Max. Horsepower (hp @ rpm)	375 @ 5,000
Max. Torque (lb.-ft. @ rpm)	470 @ 3,500
Transmission	10-speed SelectShift automatic
Front Suspension	Independent short- and long-arm, coil-over-shock with stabilizer bar
Rear Suspension	Independent multilink with stabilizer bar
Braking System (F/R)	Disc/disc with Anti-Lock Brake System (ABS)
Steering	Electric power-assisted
Airbags	6
Wheelbase (in.)	122.5
Length (in.)	210.0
Height (in.)	76.4
Width (in.)	83.6 (mirrors folded)
Track Width (F/R) (in.)	67.6/67.2
Seating Capacity	7/8
Minimum Running Ground Clearance (in.)	9.8
Turning Diameter (ft., curb-to-curb)	41.0
Head Room (1st/2nd/3rd) (in.)	42.0 (max.)/40.0/37.3
Leg Room (1st/2nd/3rd) (in.)	43.9 (max.)/41.5/36.1
Hip Room (1st/2nd/3rd) (in.)	62.2/62.6/51.4
Shoulder Room (1st/2nd/3rd) (in.)	64.9/64.8/64.2
Cargo Volume (cu. ft.) (behind 1st/2nd/3rd rows)	104.6/57.5/19.3
Fuel Tank Capacity (gal.)	23.6
Trailer Towing (max. lbs.)²	9,200
Payload (max. lbs.)²	1,810
GVWR (lbs.)	7,450
EPA-Estimated Rating (city/hwy/combined mpg)¹¹	17/22/19
Basic Warranty Coverage¹²	3 years/36,000 miles
Powertrain Warranty Coverage¹²	5 years/60,000 miles
Corrosion Warranty Coverage¹²	5 years/unlimited miles
24-Hour Roadside Assistance	5 years/60,000 miles

	2020 CHEVROLET TAHOE LS 4x4
Engine	5.3L EcoTec V8 engine
Max. Horsepower (hp @ rpm)	355 @ 5,600
Max. Torque (lb.-ft. @ rpm)	383 @ 4,100
Transmission	6-speed automatic
Front Suspension	Coil-over-shock with stabilizer bar
Rear Suspension	Multilink
Braking System (F/R)	Disc/disc with Anti-Lock Brake System (ABS)
Steering	Power-assisted rack-and-pinion
Airbags	7
Wheelbase (in.)	116.0
Length (in.)	204.0
Height (in.)	74.4
Width (in.)	80.5 (without mirrors)
Track Width (F/R) (in.)	68.7/68.7
Seating Capacity	8/9
Minimum Running Ground Clearance (in.)	N/A
Turning Diameter (ft., curb-to-curb)	39.0
Head Room (1st/2nd/3rd) (in.)	42.8/38.7/38.1
Leg Room (1st/2nd/3rd) (in.)	45.3/39.0/24.8
Hip Room (1st/2nd/3rd) (in.)	60.8/60.3/49.3
Shoulder Room (1st/2nd/3rd) (in.)	64.8/65.1/62.6
Cargo Volume (cu. ft.) (behind 1st/2nd/3rd rows)	94.7/51.7/15.3
Fuel Tank Capacity (gal.)	26.0
Trailer Towing (max. lbs.)²	8,400
Payload (max. lbs.)²	N/A
GVWR (lbs.)	7,300
EPA-Estimated Rating (city/hwy/combined mpg)¹¹	15/21/17
Basic Warranty Coverage¹²	3 years/36,000 miles
Powertrain Warranty Coverage¹²	5 years/60,000 miles
Corrosion Warranty Coverage¹²	6 years/100,000 miles
24-Hour Roadside Assistance	5 years/60,000 miles

	2020 GMC YUKON SLE 4x4
Engine	5.3L EcoTec V8 engine
Max. Horsepower (hp @ rpm)	355 @ 5,600
Max. Torque (lb.-ft. @ rpm)	383 @ 4,100
Transmission	6-speed automatic
Front Suspension	Coil-over-shock with stabilizer bar
Rear Suspension	Multilink
Braking System (F/R)	Disc/disc with Anti-Lock Brake System (ABS)
Steering	Electric variable-assist power
Airbags	7
Wheelbase (in.)	116.0
Length (in.)	203.9
Height (in.)	74.4
Width (in.)	80.5 (without mirrors)
Track Width (F/R) (in.)	N/A
Seating Capacity	8/9
Minimum Running Ground Clearance (in.)	8.0
Turning Diameter (ft., curb-to-curb)	39.0
Head Room (1st/2nd/3rd) (in.)	42.8/38.7/38.1
Leg Room (1st/2nd/3rd) (in.)	45.3/39.0/24.8
Hip Room (1st/2nd/3rd) (in.)	60.8/60.3/49.3
Shoulder Room (1st/2nd/3rd) (in.)	64.8/65.1/62.6
Cargo Volume (cu. ft.) (behind 1st/2nd/3rd rows)	94.7/51.7/15.3
Fuel Tank Capacity (gal.)	26.0
Trailer Towing (max. lbs.)²	8,200
Payload (max. lbs.)²	N/A
GVWR (lbs.)	7,300
EPA-Estimated Rating (city/hwy/combined mpg)¹¹	15/21/17
Basic Warranty Coverage¹²	3 years/36,000 miles
Powertrain Warranty Coverage¹²	5 years/60,000 miles
Corrosion Warranty Coverage¹²	6 years/100,000 miles
24-Hour Roadside Assistance	5 years/60,000 miles

	2019 NISSAN ARMADA SL 4x4
Engine	5.6L V8 DOHC
Max. Horsepower (hp @ rpm)	390 @ 5,800
Max. Torque (lb.-ft. @ rpm)	394 @ 4,000
Transmission	7-speed automatic
Front Suspension	Independent double-wishbone with stabilizer bar
Rear Suspension	Independent double-wishbone with stabilizer bar
Braking System (F/R)	Disc/disc with Anti-Lock Brake System (ABS)
Steering	Engine-speed-sensitive power
Airbags	8
Wheelbase (in.)	121.1
Length (in.)	208.9
Height (in.)	75.8
Width (in.)	79.9 (overall)
Track Width (F/R) (in.)	67.5/67.9
Seating Capacity	8
Minimum Running Ground Clearance (in.)	9.2
Turning Diameter (ft., curb-to-curb)	38.1
Head Room (1st/2nd/3rd) (in.)	40.9/40.0/36.4
Leg Room (1st/2nd/3rd) (in.)	41.9/41.0/28.4
Hip Room (1st/2nd/3rd) (in.)	59.2/58.4/48.8
Shoulder Room (1st/2nd/3rd) (in.)	63.8/63.4/60.5
Cargo Volume (cu. ft.) (behind 1st/2nd/3rd rows)	95.4/49.9/16.5
Fuel Tank Capacity (gal.)	26.0
Trailer Towing (max. lbs.)²	8,500
Payload (max. lbs.)²	1,583
GVWR (lbs.)	7,500
EPA-Estimated Rating (city/hwy/combined mpg)¹¹	13/18/15
Basic Warranty Coverage¹²	3 years/36,000 miles
Powertrain Warranty Coverage¹²	5 years/60,000 miles
Corrosion Warranty Coverage¹²	5 years/unlimited miles
24-Hour Roadside Assistance	3 years/unlimited miles


Horsepower, torque, payload and towing are independent attributes and may not be achieved simultaneously.

¹Horsepower and torque ratings based on premium fuel per SAE J1349® standard. Your results may vary. ²Max. towing of 9,300 lbs. on Expedition 4x2 with Heavy-Duty Trailer Tow Package (not shown); max. towing of 9,200 lbs. on Expedition 4x4 with Heavy-Duty Trailer Tow Package (shown). Max. towing varies based on cargo, vehicle configuration, accessories and number of passengers. ³Cargo and load capacity limited by weight and weight distribution. ⁴Driver-assist features are supplemental and do not replace the driver's attention, judgment, and need to control the vehicle. ⁵Government 5-Star Safety Ratings are part of the National Highway Traffic Safety Administration's (NHTSA's) New Car Assessment Program (www.nhtsa.gov). ⁶At purchase, the FordPass Connect modem is connected and sending vehicle data (e.g., diagnostics) to Ford. To disable, or for more information, see in-vehicle connectivity settings. Learn more at www.FordConnected.com. FordPass Connect (optional on select vehicles), the FordPass App, and complimentary Connected Service are required for remote features (see FordPass Terms for details). Connected service and features depend on compatible AT&T network availability. Evolving technology/cellular networks/vehicle capability may limit functionality and prevent operation of connected features. Connected service excludes Wi-Fi hotspot. ⁷FordPass App, compatible with select smartphone platforms, is available via a download. Message and data rates may apply. ⁸Don't drive while distracted. Use voice-operated systems when possible; don't use handheld devices while driving. Some features may be locked out while the vehicle is in gear. Not all features are compatible with all phones. ⁹Requires phone with active data service and compatible software. SYNC 3 does not control 3rd-party products while in use. 3rd parties are solely responsible for their respective functionality. ¹⁰Always wear your safety belt and secure children in the rear seat. ¹¹With standard powertrain for trim level configuration shown in chart. Actual mileage will vary. ¹²See your dealer for limited warranty details.

Models: XL (Fleet Exclusive), XLT, Limited, King Ranch®, Platinum



Expedition MAX XLT. Available equipment.



Platinum interior shown.



EXPEDITION MAX STRENGTHS

Defining Expedition MAX. Its 34.3 cu. ft. of cargo volume behind the 3rd row is a full 15.0 cu. ft. more compared to the 19.3 cu. ft. in Expedition.

Ford Co-Pilot360™ Includes Pre-Collision Assist with Automatic Emergency Braking (AEB), BLIS® (Blind Spot Information System) with Cross-Traffic Alert, Lane-Keeping System, Auto High-Beam Headlamps, and Rear View Camera.

Available Ford Co-Pilot360 Assist. Includes Adaptive Cruise Control with Stop-and-Go, and Voice-Activated Touchscreen Navigation System.

3.5L EcoBoost® V6 twin-turbocharged, direct-injection engine. Delivers 400 hp¹ and 480 lb.-ft. of torque¹ in the Platinum Series.

Max. towing capability of 9,000 lbs²
4x2 and 4x4 capacity.

Cargo Management System. 2 tiers of fully removable, securely covered storage help keep items in place behind the 3rd row.

Available 360-Degree Camera with Split-View Display:³ 4 cameras provide a bird's-eye view.

Rotary gear shift dial. Replaces the gear shift lever.

Available Pro Trailer Backup Assist:™³ Simply turn a knob in the direction desired for the trailer to go.

Available Enhanced Active Park Assist:³ Ultrasonic sensors lend a hand in parking, from parallel to perpendicular; includes park out assist.

Auto Start-Stop Technology. Designed to help reduce emissions: The engine shuts off at complete stops.

Available multicontour front seats with Active Motion:⁵ The luxury of active massage functionality and superlative lumbar support.

ADDITIONAL EXPEDITION MAX WHY-BUYS

- 2020 NHTSA 5-Star Overall Crash Safety Rating⁴
- High-strength, aluminum-alloy body
- Available Control Trac® Four-Wheel-Drive (4WD) System with 1-speed transfer case, and the Terrain Management System™ with 7 shift-on-the-fly modes (Normal, Sport, Tow/Haul, Eco, Mud/Ruts, Sand, Grass/Gravel/Snow), plus push-button Hill Descent Control™
- Integrated Class IV trailer tow receiver with 4- and 7-pin connectors
- Available continuously controlled damping (CCD)
- Active Grille Shutters
- Available Intelligent Access with push-button start
- 10-speed SelectShift® automatic transmission with 3 overdrive gears
- FordPass Connect™⁵ with 4G LTE Wi-Fi hotspot capability (enables FordPass™ App⁶ features when activated)
- Available SYNC® 3⁷ technology with Apple CarPlay® compatibility⁸ and Android Auto™ compatibility⁸
- AdvanceTrac® with RSC® (Roll Stability Control™)
- Personal Safety System™ for driver and front passenger; includes dual-stage front airbags⁹
- Front-seat side-impact airbags⁹
- Safety Canopy® side-curtain airbags⁹ with rollover sensor
- SOS Post-Crash Alert System™
- Perimeter alarm
- Available hands-free, foot-activated liftgate
- Available power-adjustable pedals
- 15 beverage holders
- PowerFold® 3rd-row seat
- 3rd-row seat delete on XL
- Individual Tire Pressure Monitoring System (excludes spare)

Engine
Max. Horsepower (hp @ rpm)
Max. Torque (lb.-ft. @ rpm)
Transmission
Front Suspension
Rear Suspension
Braking System (F/R)
Steering
Airbags
Wheelbase (in.)
Length (in.)
Height (in.)
Width (in.)
Track Width (F/R) (in.)
Seating Capacity
Minimum Running Ground Clearance (in.)
Turning Diameter (ft., curb-to-curb)
Head Room (1st/2nd/3rd) (in.)
Leg Room (1st/2nd/3rd) (in.)
Hip Room (1st/2nd/3rd) (in.)
Shoulder Room (1st/2nd/3rd) (in.)
Cargo Volume (cu. ft.) (behind 1st/2nd/3rd rows)
Fuel Tank Capacity (gal.)
Trailer Towing (max. lbs.)²
Payload (max. lbs.)²
GVWR (lbs.)
EPA-Estimated Rating (city/hwy/combined mpg)¹⁰
Basic Warranty Coverage¹¹
Powertrain Warranty Coverage¹¹
Corrosion Warranty Coverage¹¹
24-Hour Roadside Assistance

2020 FORD EXPEDITION MAX XLT 4x4
3.5L EcoBoost V6
375 @ 5,000
470 @ 3,500
10-speed SelectShift automatic
Independent short- and long-arm, coil-over-shock with stabilizer bar
Independent multilink with stabilizer bar
Disc/disc with Anti-Lock Brake System (ABS)
Electric power-assisted
6
131.6
221.9
76.2
83.6 (mirrors folded)
67.6/67.2
7/8
9.7
43.3
42.0 (max.)/40.0/37.4
43.9 (max.)/41.5/36.1
62.2/62.6/51.4
64.9/64.8/64.3
121.5/73.3/34.3
27.8
9,000
1,900
7,720
16/21/18
3 years/36,000 miles
5 years/60,000 miles
5 years/unlimited miles
5 years/60,000 miles

2020 CHEVROLET SUBURBAN LS 4x4
5.3L EcoTec V8 engine
355 @ 5,600
383 @ 4,100
6-speed automatic
Independent
Multilink
Disc/disc with Anti-Lock Brake System (ABS)
Power-assisted rack-and-pinion
6
130.0
224.4
74.4
80.5 (without mirrors)
68.7/68.7
8/9
N/A
43.0
42.8/39.1/38.5
45.3/39.7/34.5
60.8/60.3/49.3
64.8/65.1/62.6
121.7/76.7/39.3
31.0
8,000
N/A
7,500
14/21/16
3 years/36,000 miles
5 years/60,000 miles
6 years/100,000 miles
5 years/60,000 miles


Horsepower, torque, payload and towing are independent attributes and may not be achieved simultaneously.

¹Horsepower and torque ratings based on premium fuel per SAE J1349® standard. Your results may vary. ²Max. towing of 9,200 lbs. on Expedition MAX 4x2 and 4x4 with Heavy-Duty Trailer Tow Package. Max. towing varies based on cargo, vehicle configuration, accessories and number of passengers. ³Driver-assist features are supplemental and do not replace the driver's attention, judgment, and need to control the vehicle. ⁴Government 5-Star Safety Ratings are part of the National Highway Traffic Safety Administration's (NHTSA's) New Car Assessment Program (www.nhtsa.gov). ⁵At purchase, the FordPass Connect modem is connected and sending vehicle data (e.g., diagnostics) to Ford. To disable, or for more information, see in-vehicle connectivity settings. Learn more at www.FordConnected.com.FordPass Connect (optional on select vehicles), the FordPass App, and complimentary Connected Service are required for remote features (see FordPass Terms for details). Connected service and features depend on compatible AT&T network availability. Evolving technology/cellular networks/vehicle capability may limit functionality and prevent operation of connected features. Connected service excludes Wi-Fi hotspot. ⁶FordPass App, compatible with select smartphone platforms, is available via a download. Message and data rates may apply. ⁷Don't drive while distracted. Use voice-operated systems when possible; don't use handheld devices while driving. Some features may be locked out while the vehicle is in gear. Not all features are compatible with all phones. ⁸Requires phone with active data service and compatible software. SYNC 3 does not control 3rd-party products while in use. 3rd parties are solely responsible for their respective functionality. ⁹Always wear your safety belt and secure children in the rear seat. ¹⁰With standard powertrain for trim level configuration shown in chart. Actual mileage will vary. ¹¹See your dealer for limited warranty details.

Models: XL, XLT, LARIAT



Ranger XL SuperCrew 4x2. Available equipment.



SuperCab interior shown.



RANGER SUPERCREW STRENGTHS

Pre-Collision Assist with Automatic Emergency Braking (AEB): Includes Forward Collision Warning with Brake Support¹; system can automatically apply the brakes to help reduce the severity of, and in some cases potentially eliminate, a frontal collision with a vehicle traveling in the same direction.

Available BLIS with class-exclusive² Trailer Coverage: BLIS issues a warning if it detects a vehicle in either of the blind spots while driving forward; the range of BLIS can be programmed and extended to include a trailer.

Class-exclusive gas turbocharged engine. Powerful and economical.

Class-exclusive Auto Start-Stop Technology. Designed to reduce emissions: The engine shuts off at complete stops.

Class-exclusive 10-speed SelectShift[®] automatic transmission. Ford built.

Available Terrain Management System[™] 4 shift-on-the-fly modes: Normal, Mud/Ruts, Sand, Grass/Gravel/Snow.

Frame-mounted, steel front bumper. Mounted directly to the fully boxed frame for strength and durability.

Available pickup box delete. Utilize the rear frame rails as desired. (XL SuperCab 4x2 only.)

ADDITIONAL RANGER SUPERCREW WHY-BUYS

- 2020 NHTSA 5-Star Side Crash Safety Rating³
- Torture-tested to be Built Ford Tough[®] – based on same proven standards upheld by F-150
- 3 series; 2 cabs
- Ford Co-Pilot360[™]: Pre-Collision Assist with Automatic Emergency Braking (AEB); Rear View Camera with Dynamic Hitch Assist; Auto High-Beam Headlamps; BLIS[®] (Blind Spot Information System) with Trailer Coverage and Cross-Traffic Alert; and Lane-Keeping System with Lane-Keeping Alert, Lane-Keeping Assist, and Driver Alert
- FordPass Connect[™]⁴ with 4G LTE Wi-Fi hotspot capability (enables FordPass[™] App⁵ features when activated)
- Available SYNC[®] 3[®] technology with Apple CarPlay[®] compatibility⁷ and Android Auto[™] compatibility⁷
- Fully boxed steel frame
- Trailer Sway Control
- Available FX2 Package with off-road tuned suspension; electronic-locking rear axle; all-terrain OWL tires; FX2 box decals; and off-road display in gauge cluster productivity screen
- Available FX4 Off-Road Package with off-road tuned suspension; electronic-locking rear axle; all-terrain OWL tires; exposed steel bash plate; skid plates for fuel tank, transfer case and steering motor; FX4 Off-Road box decals; Terrain Management System; Trail Control[™]; and off-road display in gauge cluster productivity screen
- Three 12V powerpoints
- Available 110V/150W AC power outlet and up to 2 USB ports
- AdvanceTrac[®] with RSC[®] (Roll Stability Control[™])
- Personal Safety System[™] for driver and front passenger; includes dual-stage front airbags⁸
- Front-seat side-impact airbags⁸
- Safety Canopy[®] side-curtain airbags⁸ with rollover sensor
- SOS Post-Crash Alert System[™]
- SecuriLock[®] Passive Anti-Theft System
- Available perimeter alarm
- Available remote keyless entry with remote tailgate lock
- Available Adaptive Cruise Control
- Available Forward and Reverse Sensing Systems
- Daytime running lamps (DRL)
- Available LED headlamps
- Available Rain-Sensing Windshield Wipers
- Available windshield wiper de-icer
- Available leather-trimmed interior
- Tire Pressure Monitoring System (excludes spare)

	Standard Engine
	2.3L EcoBoost [®] I-4
	Max. Horsepower (hp @ rpm)
	270 @ 5,500
	Max. Torque (lb.-ft. @ rpm)
	310 @ 3,000
	Optional Engine
	—
	Max. Horsepower (hp @ rpm)
	—
	Max. Torque (lb.-ft. @ rpm)
	—
	Standard Transmission
	10-speed SelectShift automatic
	Optional Transmission
	—
	Standard Payload (lbs.)
	1,770
	Max. Payload (lbs.)
	1,770
	Max. GVWR (lbs.)
	6,050
	Standard Trailer Towing (lbs.) ⁹
	3,500
	Max. Trailer Towing (lbs.) ⁹
	7,500
	Front Suspension
	Independent coil-spring
	Rear Suspension
	2-stage linear rate leaf spring
	Braking System (F/R)
	4-wheel Anti-Lock Brake System (ABS)
	Steering
	Electric power-assisted
	Airbags
	6
	Wheelbase (in.)
	126.8
	Length (in.)
	210.8
	Height (in.)
	71.1
	Width (in.)
	73.3 (without mirrors)
	Head Room (F/R) (in.)
	39.8/38.3
	Leg Room (F-max./R) (in.)
	43.1/34.5
	Hip Room (F/R) (in.)
	55.8/53.5
	Shoulder Room (F/R) (in.)
	56.7/56.3
	Interior Volume (cu. ft.) (passenger)
	97.6
	Cargo Box Length (@ floor) (in.)
	61.0
	Cargo Box Width (between wheel wells) (in.)
	44.8
	Cargo Box Inside Height (in.)
	20.9
	Cargo Box Volume (cu. ft.)
	43.3
	Fuel Tank Capacity (gal.)
	18.0
	EPA-Estimated Rating (city/hwy/combined mpg) ¹⁰
	21/26/23 ¹²
	Basic Warranty Coverage ¹¹
	3 years/36,000 miles
	Powertrain Warranty Coverage ¹¹
	5 years/60,000 miles
	Corrosion Warranty Coverage ¹¹
	5 years/unlimited miles (perforation)
	24-Hour Roadside Assistance
	5 years/60,000 miles

2020 RANGER XL SUPERCREW 4x2 5' BOX
2.3L EcoBoost [®] I-4
270 @ 5,500
310 @ 3,000
—
—
—
10-speed SelectShift automatic
—
1,770
1,770
6,050
3,500
7,500
Independent coil-spring
2-stage linear rate leaf spring
4-wheel Anti-Lock Brake System (ABS)
Electric power-assisted
6
126.8
210.8
71.1
73.3 (without mirrors)
39.8/38.3
43.1/34.5
55.8/53.5
56.7/56.3
97.6
61.0
44.8
20.9
43.3
18.0
21/26/23 ¹²
3 years/36,000 miles
5 years/60,000 miles
5 years/unlimited miles (perforation)
5 years/60,000 miles

2020 CHEVROLET COLORADO WT CREW CAB 2WD SHORT BOX
2.5L I-4 DI DOHC VVT
200 @ 6,300
191 @ 4,400
3.6L V6 DI DOHC VVT
308 @ 6,800
275 @ 4,000
6-speed automatic
8-speed automatic
1,578
1,578
6,000
7,000
7,000
Coil-over-shock
Leaf spring with asymmetric shock placement
4-wheel disc with Anti-Lock Brake System (ABS)
Electric power-assisted
6
128.3
212.7
70.7
74.3
41.4/38.3
45.0/35.8
55.0/53.3
57.5/56.2
N/A
61.7
44.4
N/A
N/A
21.0
20/26/22
3 years/36,000 miles
5 years/60,000 miles
6 years/100,000 miles (rust-through)
5 years/60,000 miles

2019 NISSAN FRONTIER S CREW CAB 4x2 SHORT BOX
4.0L DOHC V6
261 @ 5,600
281 @ 4,000
—
—
—
6-speed manual
5-speed automatic
1,460
1,460
N/A
6,640
6,640
Independent double-wishbone
Overslung multi-leaf with solid axle
4-wheel vented disc with Anti-Lock Brake System (ABS)
Engine-speed-sensitive powered
6
125.9
205.5
70.1
72.8 (without mirrors)
39.9/38.6
42.4/33.6
55.6/58.0
58.3/58.3
107.0
59.5
44.4
18.0
N/A
21.1
16/22/19
3 years/36,000 miles
5 years/60,000 miles
5 years/unlimited miles (perforation)
3 years/36,000 miles

2020 TOYOTA TACOMA SR DOUBLE CAB 4x2 SHORT BOX
2.7L DOHC 4-cylinder with VVT-i
159 @ 5,200
180 @ 3,800
3.5L V6 DOHC with VVT-iW
278 @ 6,000
265 @ 4,600
6-speed automatic
6-speed manual
1,560
1,560
5,600
3,500
6,400
Coil-spring double-wishbone
Leaf spring with staggered outboard-mounted gas shock absorbers
Power-assisted front disc/rear drum
Variable-assist power rack-and-pinion
8
127.4
212.3
70.6
74.4
39.7/38.3
42.9/32.6
57.2/56.3
58.3/58.9
N/A
60.5
41.5
19.1
N/A
21.1
20/23/21
3 years/36,000 miles
5 years/60,000 miles
5 years/unlimited miles (rust-through)
2 years/unlimited miles

Horsepower, torque, payload, towing and EPA-estimated fuel economy ratings are independent attributes and may not be achieved simultaneously.

¹Driver-assist features are supplemental and do not replace the driver's attention, judgment and need to control the vehicle. ²Class is Midsize Pickups based on Ford segmentation. ³Government 5-Star Safety Ratings are part of the National Highway Traffic Safety Administration's (NHTSA's) New Car Assessment Program (www.nhtsa.gov). ⁴At purchase, the FordPass Connect modem is connected and sending vehicle data (e.g., diagnostics) to Ford. To disable, or for more information, see in-vehicle connectivity settings. Learn more at www.FordConnected.com. FordPass Connect (optional on select vehicles), the FordPass App, and complimentary Connected Service are required for remote features (see FordPass Terms for details). Connected service and features depend on compatible AT&T network availability. Evolving technology/cellular networks/vehicle capability may limit functionality and prevent operation of connected features. Connected service excludes Wi-Fi hotspot. ⁵FordPass App, compatible with select smartphone platforms, is available via a download. Message and data rates may apply. ⁶Don't drive while distracted. Use voice-operated systems when possible; don't use handheld devices while driving. Some features may be locked out while the vehicle is in gear. Not all features are compatible with all phones. ⁷Requires phone with active data service and compatible software. SYNC 3 does not control 3rd-party products while in use. 3rd parties are solely responsible for their respective functionality. ⁸Always wear your safety belt and secure children in the rear seat. ⁹When properly equipped. ¹⁰With standard powertrain for trim level configuration shown in chart. Actual mileage will vary. ¹¹See your dealer for limited warranty details. ¹²Based on 2019 model year ratings.

Models: XL, XLT



F-150 XL Regular Cab 4x2. Available equipment.



F-150 REGULAR CAB STRENGTHS

For 42 years, F-Series has been America's best-selling truck. It's a fact.

First-in-class¹ use of high-strength, military-grade, aluminum alloys.² For the body, doors and bed of every truck.

Pre-Collision Assist with Automatic Emergency Braking (AEB).³ Includes Forward Collision Warning with Brake Support³; system can automatically apply the brakes to help reduce the severity of, and in some cases potentially eliminate, a frontal collision with a vehicle traveling in the same direction.

Best-in-class⁴ 3,270 lbs. max. available payload capability.⁴ F-150 has the top 3 payload capacities in its class.

Available direct-injection twin-turbocharged EcoBoost[®] gas-engine technology. Powerful and economical 2.7L or 3.5L V6.

ADDITIONAL F-150 REGULAR CAB WHY-BUYS

- 2020 NHTSA 5-Star Side Crash Safety Rating⁵
- Built Ford Tough[®]
- 2 series; 5 engines; 4x2 or 4x4
- Auto Start-Stop Technology
- First-in-class available Pro Trailer Backup Assist[™]
- Available FordPass Connect[™]⁶ with 4G LTE Wi-Fi hotspot capability (enables FordPass[™] App⁷ features when activated)
- Available SYNC[®] 3[®] technology with Apple CarPlay[®] compatibility⁹ and Android Auto[™] compatibility⁹
- Available programmable MyKey[®]
- AdvanceTrac[®] with RSC[®] (Roll Stability Control[™])
- Personal Safety System[™] for driver and front passenger; includes dual-stage front airbags¹⁰
- Front-seat side-impact airbags¹⁰
- Safety Canopy[®] side-curtain airbags¹⁰ with rollover sensor
- SOS Post-Crash Alert System[™]
- Available LED sideview mirror spotlights
- Rear View Camera with Dynamic Hitch Assist
- Individual Tire Pressure Monitoring System (excludes spare)

10-speed SelectShift[®] automatic transmission. Ford built – standard with 4 engines.

First-ever diesel available for F-150: 3.0L Power Stroke[®] V6 Turbo Diesel engine. Designed, engineered and tested in-house.

Available tailgate step. Integrated inside the tailgate.

Class-exclusive¹ available Smart Trailer Tow Connector. Provides trailer link status and more.

Class-exclusive available BoxLink[™] with premium locking cleats. Flexible, configurable system takes the conventional pickup box and reshapes it to be more usable.

Class-exclusive available stowable loading ramps. Convenient for large loads and wheeled equipment.

¹Class is Full-Size Pickups under 8,500 lbs. GVWR based on Ford segmentation. ²6000-series aluminum alloy. ³Driver-assist features are supplemental and do not replace the driver's attention, judgment and need to control the vehicle. ⁴Max. payload of 3,270 lbs. on Regular Cab 8' box 4x2 with 5.0L engine and Heavy-Duty Payload Package (shown). Max. payload varies and is based on accessories and vehicle configuration. See label on door jamb for carrying capacity of a specific vehicle. ⁵Government 5-Star Safety Ratings are part of the National Highway Traffic Safety Administration's (NHTSA's) New Car Assessment Program (www.nhtsa.gov). ⁶At purchase, the FordPass Connect modem is connected and sending vehicle data (e.g., diagnostics) to Ford. To disable, or for more information, see in-vehicle connectivity settings. Learn more at www.FordConnected.com. FordPass Connect (optional on select vehicles), the FordPass App, and complimentary Connected Service are required for remote features (see FordPass Terms for details). Connected service and features depend on compatible AT&T network availability. Evolving technology/cellular networks/vehicle capability may limit functionality and prevent operation of connected features. Connected service excludes Wi-Fi hotspot. ⁷FordPass App, compatible with select smartphone platforms, is available via a download. Message and data rates may apply. ⁸Don't drive while distracted. Use voice-operated systems when possible; don't use handheld devices while driving. Some features may be locked out while the vehicle is in gear. Not all features are compatible with all phones. ⁹Requires phone with active data service and compatible software. SYNC 3 does not control 3rd-party products while in use. 3rd parties are solely responsible for their respective functionality. ¹⁰Always wear your safety belt and secure children in the rear seat, if equipped, and follow airbag warning label instructions. ¹¹With standard powertrain for trim level configuration shown in chart. Actual mileage will vary. ¹²See your dealer for limited warranty details. ¹³Requires 5.0L engine and Heavy-Duty Payload Package. ¹⁴Additional towing details and specifications can be found in the 2020 Ford RV and Trailer Towing Guide available at www.fleet.ford.com. ¹⁵Requires Max. Trailer Tow Package.

2020 FORD F-150 XL REGULAR CAB SWB/LWB 4x2	
Standard Engine	3.3L Ti-VCT 4-valve V6 FFV
Max. Horsepower (hp @ rpm)	290 @ 6,500
Max. Torque (lb.-ft. @ rpm)	265 @ 4,000
Optional Engine	2.7L EcoBoost 4-valve V6
Max. Horsepower (hp @ rpm)	325 @ 5,000
Max. Torque (lb.-ft. @ rpm)	400 @ 2,750
Optional Engine	3.5L EcoBoost 4-valve V6
Max. Horsepower (hp @ rpm)	375 @ 5,000
Max. Torque (lb.-ft. @ rpm)	470 @ 3,500
Optional Engine	5.0L Ti-VCT 4-valve V8 FFV
Max. Horsepower (hp @ rpm)	395 @ 5,750
Max. Torque (lb.-ft. @ rpm)	400 @ 4,500
Standard Transmission	6-speed SelectShift automatic (3.3L Ti-VCT engine)
Optional Transmission	Electronic 10-speed SelectShift automatic with selectable drive modes (2.7L EcoBoost, 5.0L V8 and 3.5L EcoBoost engines)
Standard Payload (lbs.)	1,990/1,960
Max. Payload (lbs.)	1,990/3,270 ¹³
Max. GVWR (lbs.)	6,200/7,850 ¹³
Standard Trailer Towing (lbs.)	5,100 ¹⁴ /5,100 ¹⁴
Max. Trailer Towing (lbs.)	9,200 ¹⁴ /12,000 ^{14,15}
Front Suspension	Independent double-wishbone with coil-over shocks, stamped lower control arm and stabilizer bar
Rear Suspension	Wide-track Hotchkiss design with two-stage variable-rate leaf springs and outboard-mounted shock absorbers
Braking System (F/R)	Vented front and rear disc brakes with 4-wheel Anti-Lock Brake System (ABS)
Steering	Electric power-assisted with drift control
Airbags	6
Wheelbase (in.)	122.4/141.1
Length (in.)	209.3/227.9
Height (in.)	75.5/75.1
Width (in.)	79.9 (without mirrors)
Head Room (in.)	40.8
Leg Room (max.) (in.)	43.9
Hip Room (in.)	62.5
Shoulder Room (in.)	66.7
Interior Volume (cu. ft.) (passenger and cargo)	76.7
Cargo Box Length (@ floor) (in.)	78.9/97.6
Cargo Box Width (max.) (in.)	65.2/65.2
Cargo Box Inside Height (in.)	21.4/21.4
Cargo Box Volume (cu. ft.)	62.3/77.4
Fuel Tank Capacity (gal.)	23.0
EPA-Estimated Rating (city/hwy/combined mpg) ¹¹	19/25/22
Basic Warranty Coverage ¹²	3 years/36,000 miles
Powertrain Warranty Coverage ¹²	5 years/60,000 miles
Corrosion Warranty Coverage ¹²	5 years/unlimited miles (perforation)
24-Hour Roadside Assistance	5 years/60,000 miles

2020 FORD F-150 XL REGULAR CAB SWB/LWB 4x2	
Standard Engine	3.3L Ti-VCT 4-valve V6 FFV
Max. Horsepower (hp @ rpm)	290 @ 6,500
Max. Torque (lb.-ft. @ rpm)	265 @ 4,000
Optional Engine	2.7L EcoBoost 4-valve V6
Max. Horsepower (hp @ rpm)	325 @ 5,000
Max. Torque (lb.-ft. @ rpm)	400 @ 2,750
Optional Engine	3.5L EcoBoost 4-valve V6
Max. Horsepower (hp @ rpm)	375 @ 5,000
Max. Torque (lb.-ft. @ rpm)	470 @ 3,500
Optional Engine	5.0L Ti-VCT 4-valve V8 FFV
Max. Horsepower (hp @ rpm)	395 @ 5,750
Max. Torque (lb.-ft. @ rpm)	400 @ 4,500
Standard Transmission	6-speed SelectShift automatic (3.3L Ti-VCT engine)
Optional Transmission	Electronic 10-speed SelectShift automatic with selectable drive modes (2.7L EcoBoost, 5.0L V8 and 3.5L EcoBoost engines)
Standard Payload (lbs.)	1,990/1,960
Max. Payload (lbs.)	1,990/3,270 ¹³
Max. GVWR (lbs.)	6,200/7,850 ¹³
Standard Trailer Towing (lbs.)	5,100 ¹⁴ /5,100 ¹⁴
Max. Trailer Towing (lbs.)	9,200 ¹⁴ /12,000 ^{14,15}
Front Suspension	Independent double-wishbone with coil-over shocks, stamped lower control arm and stabilizer bar
Rear Suspension	Wide-track Hotchkiss design with two-stage variable-rate leaf springs and outboard-mounted shock absorbers
Braking System (F/R)	Vented front and rear disc brakes with 4-wheel Anti-Lock Brake System (ABS)
Steering	Electric power-assisted with drift control
Airbags	6
Wheelbase (in.)	122.4/141.1
Length (in.)	209.3/227.9
Height (in.)	75.5/75.1
Width (in.)	79.9 (without mirrors)
Head Room (in.)	40.8
Leg Room (max.) (in.)	43.9
Hip Room (in.)	62.5
Shoulder Room (in.)	66.7
Interior Volume (cu. ft.) (passenger and cargo)	76.7
Cargo Box Length (@ floor) (in.)	78.9/97.6
Cargo Box Width (max.) (in.)	65.2/65.2
Cargo Box Inside Height (in.)	21.4/21.4
Cargo Box Volume (cu. ft.)	62.3/77.4
Fuel Tank Capacity (gal.)	23.0
EPA-Estimated Rating (city/hwy/combined mpg) ¹¹	19/25/22
Basic Warranty Coverage ¹²	3 years/36,000 miles
Powertrain Warranty Coverage ¹²	5 years/60,000 miles
Corrosion Warranty Coverage ¹²	5 years/unlimited miles (perforation)
24-Hour Roadside Assistance	5 years/60,000 miles

2020 CHEVROLET SILVERADO 1500 WT REGULAR CAB 4x2	
Standard Engine	4.3L V6 EcoTec3 FFV
Max. Horsepower (hp @ rpm)	285 @ 5,300
Max. Torque (lb.-ft. @ rpm)	305 @ 3,900
Optional Engine	5.3L V8 EcoTec3 FFV
Max. Horsepower (hp @ rpm)	355 @ 5,600
Max. Torque (lb.-ft. @ rpm)	383 @ 4,100
Optional Engine	—
Max. Horsepower (hp @ rpm)	—
Max. Torque (lb.-ft. @ rpm)	—
Optional Engine	—
Max. Horsepower (hp @ rpm)	—
Max. Torque (lb.-ft. @ rpm)	—
Standard Transmission	6-speed automatic
Optional Transmission	—
Standard Payload (lbs.)	2,250
Max. Payload (lbs.)	2,250
Max. GVWR (lbs.)	6,800
Standard Trailer Towing (lbs.)	7,900
Max. Trailer Towing (lbs.)	10,000 (5.3L V8)
Front Suspension	Independent coil-over-shock with twin-tube shock absorbers
Rear Suspension	Solid axle with semi-elliptic, variable-rate, two-stage multi-leaf springs, splayed shock absorbers, and twin-tube shocks
Braking System (F/R)	4-wheel brakes with Anti-Lock Brake System (ABS)
Steering	Electric power-assist; power rack-and-pinion
Airbags	6
Wheelbase (in.)	139.6
Length (in.)	229.5
Height (in.)	75.6
Width (in.)	81.1 (without mirrors)
Head Room (in.)	43.1
Leg Room (max.) (in.)	44.5
Hip Room (in.)	60.9
Shoulder Room (in.)	66.1
Interior Volume (cu. ft.) (passenger and cargo)	N/A
Cargo Box Length (@ floor) (in.)	98.2
Cargo Box Width (max.) (in.)	71.4
Cargo Box Inside Height (in.)	22.4
Cargo Box Volume (cu. ft.)	81.9
Fuel Tank Capacity (gal.)	28.0
EPA-Estimated Rating (city/hwy/combined mpg) ¹¹	18/24/20
Basic Warranty Coverage ¹²	3 years/36,000 miles
Powertrain Warranty Coverage ¹²	5 years/60,000 miles
Corrosion Warranty Coverage ¹²	6 years/100,000 miles (rust-through)
24-Hour Roadside Assistance	5 years/60,000 miles

2019 RAM 1500 CLASSIC TRADESMAN REGULAR CAB SWB/LWB 4x2	
Standard Engine	3.6L Pentastar [®] V6 FFV
Max. Horsepower (hp @ rpm)	305 @ 6,350
Max. Torque (lb.-ft. @ rpm)	269 @ 4,175
Optional Engine	5.7L HEMI [®] V8
Max. Horsepower (hp @ rpm)	395 @ 5,600
Max. Torque (lb.-ft. @ rpm)	410 @ 3,950
Optional Engine	3.0L EcoDiesel V6
Max. Horsepower (hp @ rpm)	240
Max. Torque (lb.-ft. @ rpm)	420
Optional Engine	—
Max. Horsepower (hp @ rpm)	—
Max. Torque (lb.-ft. @ rpm)	—
Standard Transmission	8-speed automatic
Optional Transmission	—
Standard Payload (lbs.)	1,500/1,890
Max. Payload (lbs.)	1,620/1,890
Max. GVWR (lbs.)	6,350/6,600
Standard Trailer Towing (lbs.)	5,010/4,790
Max. Trailer Towing (lbs.)	9,290/10,710
Front Suspension	Upper and lower A-arm with coil springs and twin-tube shocks
Rear Suspension	Live axle, 5-link with track bar, coil springs, and twin-tube shocks
Braking System (F/R)	Power, 4-wheel brakes with 4-wheel Anti-Lock Brake System (ABS)
Steering	Electronic rack-and-pinion
Airbags	6
Wheelbase (in.)	120.5/140.5
Length (in.)	209.0/231.0
Height (in.)	74.6/74.4
Width (in.)	79.4 (without mirrors)
Head Room (in.)	39.9
Leg Room (max.) (in.)	41.0
Hip Room (in.)	62.9
Shoulder Room (in.)	66.0
Interior Volume (cu. ft.) (passenger and cargo)	62.5
Cargo Box Length (@ floor) (in.)	76.3/98.3
Cargo Box Width (max.) (in.)	66.4/66.4
Cargo Box Inside Height (in.)	20.1/20.2
Cargo Box Volume (cu. ft.)	57.5/74.7
Fuel Tank Capacity (gal.)	26.0/32.0
EPA-Estimated Rating (city/hwy/combined mpg) ¹¹	17/25/20
Basic Warranty Coverage ¹²	3 years/36,000 miles
Powertrain Warranty Coverage ¹²	5 years/60,000 miles
Corrosion Warranty Coverage ¹²	5 years/unlimited (rust-through)
24-Hour Roadside Assistance	5 years/60,000 miles

Horsepower, torque, payload, towing and EPA-estimated fuel economy ratings are independent attributes and may not be achieved simultaneously.

Models: XL, XLT, LARIAT, KING RANCH®, PLATINUM, LIMITED, RAPTOR



F-150 XL SuperCrew 4x4. Available equipment.



XLT interior shown.



F-150 SUPERCREW STRENGTHS

For 42 years, F-Series has been America's best-selling truck. It's a fact.

First-in-class¹ use of high-strength, military-grade, aluminum alloys.² For the body, doors and bed of every truck.

Pre-Collision Assist with Automatic Emergency Braking (AEB).³ Includes Forward Collision Warning with Brake Support³; system can automatically apply the brakes to help reduce the severity of, and in some cases potentially eliminate, a frontal collision with a vehicle traveling in the same direction.

Available direct-injection twin-turbocharged EcoBoost® gas-engine technology. Powerful and economical 2.7L or 3.5L V6.

10-speed SelectShift® automatic transmission. Ford built – standard with 4 engines.

First-ever diesel available for F-150: 3.0L Power Stroke® V6 Turbo Diesel engine. Designed, engineered and tested in-house.

Max. available towing capability of 13,200 lbs.⁴ Certified to SAE J2807 standards.

Class-first¹ available 360-Degree Camera with Split-View Display.⁵ 4 cameras relay full-color images, including a bird's-eye view.

Available tailgate step. Integrated inside the tailgate.

Class-exclusive¹ available Smart Trailer Tow Connector. Provides trailer link status and more.

Class-exclusive available BoxLink™ with premium locking cleats. Flexible, configurable system takes the conventional pickup box and reshapes it to be more usable.

Class-exclusive available stowable loading ramps. Convenient for large loads and wheeled equipment.

ADDITIONAL F-150 SUPERCREW WHY-BUYS

- 2020 NHTSA 5-Star Overall Crash Safety Rating⁶
- Built Ford Tough®
- 7 series; 6 engines; 4x2 or 4x4
- Available Ford Co-Pilot360™: Pre-Collision Assist with Automatic Emergency Braking (AEB), BLIS® (Blind Spot Information System) with Trailer Coverage and Cross-Traffic Alert, Lane-Keeping System, and Auto High-Beam Headlamps
- Available Ford Co-Pilot360 Assist: Adaptive Cruise Control with Stop-and-Go and Voice-Activated Touchscreen Navigation System
- Auto Start-Stop Technology
- First-in-class available Pro Trailer Backup Assist™
- Available FordPass Connect™⁷ with 4G LTE Wi-Fi hotspot capability (enables FordPass™ App⁸ features when activated)
- Available SYNC® 3⁹ technology with Apple CarPlay® compatibility¹⁰ and Android Auto™ compatibility¹⁰
- Available programmable MyKey®
- AdvanceTrac® with RSC® (Roll Stability Control™)
- Personal Safety System™ for driver and front passenger; includes dual-stage front airbags¹¹
- Front-seat side-impact airbags¹¹
- Safety Canopy® side-curtain airbags¹¹ with rollover sensor
- First-in-class available inflatable rear outboard safety belts¹¹
- SOS Post-Crash Alert System™
- Available Active Park Assist
- Class-exclusive available PowerScope® trailer tow mirrors
- Available LED headlamps
- Available LED sideview mirror spotlights
- Class-first available remote tailgate release
- Rear View Camera with Dynamic Hitch Assist
- Available multicontour front seats
- Twin-panel power moonroof
- Individual Tire Pressure Monitoring System (excludes spare)

	Standard Engine
Max. Horsepower (hp @ rpm)	290 @ 6,500
Max. Torque (lb.-ft. @ rpm)	265 @ 4,000
	Optional Engine
Max. Horsepower (hp @ rpm)	325 @ 5,000
Max. Torque (lb.-ft. @ rpm)	400 @ 2,750
	Optional Engine
Max. Horsepower (hp @ rpm)	375 @ 5,000
Max. Torque (lb.-ft. @ rpm)	470 @ 3,500
	Optional Engine
Max. Horsepower (hp @ rpm)	395 @ 5,750
Max. Torque (lb.-ft. @ rpm)	400 @ 4,500
	Optional Engine
Max. Horsepower (hp @ rpm)	250 @ 3,250
Max. Torque (lb.-ft. @ rpm)	440 @ 1,750
	Standard Transmission
	Optional Transmission
Standard Payload (lbs.)	1,700/1,820
Max. Payload (lbs.)	2,140/2,930 ¹⁴
Max. GVWR (lbs.)	7,050/7,850 ¹⁴
Standard Trailer Towing (lbs.)	5,000/7,700 ¹⁵
Max. Trailer Towing (lbs.)	12,500 ¹⁶ /13,200 ^{15,16}
Front Suspension	Independent double-wishbone with coil-over shocks, stamped lower control arm and stabilizer bar
Rear Suspension	Wide-track Hotchkiss design with two-stage variable-rate leaf springs and outboard-mounted shock absorbers
Braking System (F/R)	Power, vented 4-wheel disc brakes with 4-wheel Anti-Lock Brake System (ABS)
Steering	Electric power-assisted with drift control
Airbags	6
Wheelbase (in.)	145.0/156.8
Length (in.)	231.9/243.7
Height (in.)	75.6/75.7
Width (in.)	79.9 (without mirrors)
Head Room (F/R) (in.)	40.8/40.4
Leg Room (F-max./R-min.) (in.)	43.9/43.6
Hip Room (F/R) (in.)	62.5/64.7
Shoulder Room (F/R) (in.)	66.7/65.9
Interior Volume (cu. ft.) (passenger)	131.8
Cargo Box Length (@ floor) (in.)	67.1/78.9
Cargo Box Width (max.) (in.)	65.2/65.2
Cargo Box Inside Height (in.)	21.4/21.4
Cargo Box Volume (cu. ft.)	52.8/62.3
Fuel Tank Capacity (gal.)	26.0
EPA-Estimated Rating (city/hwy/combined mpg) ¹²	19/25/22
Basic Warranty Coverage ¹³	3 years/36,000 miles
Powertrain Warranty Coverage ¹³	5 years/60,000 miles
Corrosion Warranty Coverage ¹³	5 years/unlimited miles (perforation)
24-Hour Roadside Assistance	5 years/60,000 miles

2020 FORD F-150 XL SUPERCREW SWB/LWB 4x2	
3.3L Ti-VCT 4-valve V6 FFV	
290 @ 6,500	
265 @ 4,000	
2.7L EcoBoost 4-valve V6	
325 @ 5,000	
400 @ 2,750	
3.5L EcoBoost 4-valve V6	
375 @ 5,000	
470 @ 3,500	
5.0L Ti-VCT 4-valve V8 FFV	
395 @ 5,750	
400 @ 4,500	
3.0L Power Stroke V6 Turbo Diesel	
250 @ 3,250	
440 @ 1,750	
6-speed SelectShift automatic (3.3L Ti-VCT engine)	
Electronic 10-speed SelectShift automatic with selectable drive modes (2.7L EcoBoost, 5.0L V8, 3.5L EcoBoost and 3.0L Power Stroke engines)	
1,700/1,820	
2,140/2,930 ¹⁴	
7,050/7,850 ¹⁴	
5,000/7,700 ¹⁵	
12,500 ¹⁶ /13,200 ^{15,16}	
Independent double-wishbone with coil-over shocks, stamped lower control arm and stabilizer bar	
Wide-track Hotchkiss design with two-stage variable-rate leaf springs and outboard-mounted shock absorbers	
Power, vented 4-wheel disc brakes with 4-wheel Anti-Lock Brake System (ABS)	
Electric power-assisted with drift control	
6	
145.0/156.8	
231.7/241.2	
75.5/75.4	
81.2 (without mirrors)	
43.0/40.1	
44.5/43.4	
61.2/60.2	
66.0/65.2	
N/A	
69.9/79.4	
71.4/71.4	
22.4/22.4	
62.8/71.7	
24.0	
18/25/20	
3 years/36,000 miles	
5 years/60,000 miles	
6 years/100,000 miles (rust-through)	
5 years/60,000 miles	

2020 CHEVROLET SILVERADO 1500 WT CREW CAB SWB/LWB 4x2	
4.3L V6 EcoTec3 FFV	
285 @ 5,300	
305 @ 3,900	
5.3L V8 EcoTec3 FFV	
355 @ 5,600	
383 @ 4,100	
—	
—	
—	
—	
—	
—	
—	
—	
6-speed automatic	
—	
2,040/1,960	
2,180/2,110	
7,100/7,100	
7,700/7,600	
11,500/11,400	
Independent coil-over-shock with twin-tube shock absorbers	
Solid axle with semi-elliptic, variable-rate, two-stage multi-leaf springs, splayed shock absorbers, and twin-tube shocks	
4-wheel disc brakes with Anti-Lock Brake System (ABS)	
Electric power-assist; power rack-and-pinion	
6	
147.4/156.9	
231.7/241.2	
75.5/75.4	
81.2 (without mirrors)	
43.0/40.1	
44.5/43.4	
61.2/60.2	
66.0/65.2	
N/A	
69.9/79.4	
71.4/71.4	
22.4/22.4	
62.8/71.7	
24.0	
18/25/20	
3 years/36,000 miles	
5 years/60,000 miles	
6 years/100,000 miles (rust-through)	
5 years/60,000 miles	

2019 RAM 1500 TRADESMAN CREW CAB SWB/LWB 4x2	
3.6L Pentastar® V6 FFV with eTorque	
305 @ 6,350	
269 @ 4,175	
5.7L HEMI® V8	
395 @ 5,600	
410 @ 3,950	
5.7L HEMI V8 with eTorque	
395 @ 5,600	
410 @ 3,950	
—	
—	
—	
—	
—	
—	
8-speed automatic	
—	
1,930/1,880	
1,930/1,880	
6,900/6,900	
6,520/6,500	
11,540/11,530	
Upper and lower A-arm with coil springs and twin-tube shocks	
5-link coil springs and twin-tube shocks	
Power, vented 4-wheel disc brakes with 4-wheel Anti-Lock Brake System (ABS)	
Electric power-assist; rack-and-pinion	
6	
144.6/153.5	
232.9/241.8	
77.5/77.4	
82.1	
40.9/39.8	
40.9/45.2	
63.4/63.4	
66.0/65.7	
132.4	
67.4/76.3	
66.4	
21.4/21.5	
50.3/61.5	
23.0/33.0	
20/25/22	
3 years/36,000 miles	
5 years/60,000 miles	
5 years/unlimited (rust-through)	
5 years/60,000 miles	

¹Class is Full-Size Pickups under 8,500 lbs. GVWR based on Ford segmentation. ²6000-series aluminum alloy. ³Driver-assist features are supplemental and do not replace the driver's attention, judgment and need to control the vehicle. ⁴Max. towing of 13,200 lbs. on SuperCrew 6.5' box 4x2 with 3.5L EcoBoost engine and Max. Trailer Tow Package (not shown). SuperCrew 5.5' box 4x4 with 5.0L engine shown (max. towing of 10,900 lbs.). Max. towing varies based on cargo, vehicle configuration, accessories and number of passengers. ⁵Driver-assist features are supplemental and do not replace the driver's attention, judgment and need to control the vehicle. ⁶Government 5-Star Safety Ratings are part of the National Highway Traffic Safety Administration's (NHTSA's) New Car Assessment Program (www.nhtsa.gov). ⁷At purchase, the FordPass Connect modem is connected and sending vehicle data (e.g., diagnostics) to Ford. To disable, or for more information, see in-vehicle connectivity settings. Learn more at www.FordConnected.com. FordPass Connect (optional on select vehicles), the FordPass App, and complimentary Connected Service are required for remote features (see FordPass Terms for details). Connected service and features depend on compatible AT&T network availability. Evolving technology/cellular networks/vehicle capability may limit functionality and prevent operation of connected features. Connected service excludes Wi-Fi hotspot. ⁸FordPass App, compatible with select smartphone platforms, is available via a download. Message and data rates may apply. ⁹Don't drive while distracted. Use voice-operated systems when possible; don't use handheld devices while driving. Some features may be locked out while the vehicle is in gear. Not all features are compatible with all phones. ¹⁰Requires phone with active data service and compatible software. SYNC 3 does not control 3rd-party products while in use. 3rd parties are solely responsible for their respective functionality. ¹¹Always wear your safety belt and secure children in the rear seat, if equipped, and follow airbag warning label instructions. ¹²With standard powertrain for trim level configuration shown in chart. Actual mileage will vary. ¹³See your dealer for limited warranty details. ¹⁴Requires 5.0L engine and Heavy-Duty Payload Package. ¹⁵Additional towing details and specifications can be found in the 2020 Ford RV and Trailer Towing Guide available at www.fleet.ford.com. ¹⁶Requires Max. Trailer Tow Package.

Models: XL, XLT, LARIAT, KING RANCH,® PLATINUM, LIMITED



F-250 XL Regular Cab 4x4. Available equipment.



F-250 SUPER DUTY STRENGTHS

For 42 years, F-Series has been America’s best-selling truck. It’s a fact.

First-in-class¹ use of high-strength, military-grade, aluminum alloys.² For the body, doors and bed.

Best-in-class¹ available diesel horsepower (475 @ 2,600 rpm) and available torque (1,050 lb.-ft. @ 1,600 rpm). Unequaled diesel dynamism.

Best-in-class available gas horsepower (430 @ 5,500 rpm) and available torque (475 lb.-ft. @ 4,000 rpm) with 7.3L 2V V8. Unmatched gas gusto.

Available Adaptive Steering.³ Reduces the amount of steering needed, depending on speed and load.

Up to 7 available cameras.⁴ Help the driver see more than ever before; options include a center high-mounted stop lamp (CHMSL) camera³ and customer-placed trailer camera.³

Available live-drive power take-off (PTO) provision. An output gear links right to the engine crankshaft to run auxiliary equipment.

Class-exclusive¹ available Pro Trailer Backup Assist.™³ Simply rotate the knob in the direction the trailer needs to go.

Available Trailer Reverse Guidance.³ Automatically switches from side to rear camera views.

Available Smart Trailer Tow Connector. Alerts for trailer connection, battery and lighting status.

Available Trailer Tire Pressure Monitoring System. Displays pressure of a connected trailer’s tires.

Available LED sideview mirror spotlights. Light the work site; turn them on from the bed or cab.

Available collapsible under-seat storage.⁴ Folds into flat load floor; partitioned and lockable.

ADDITIONAL F-250 SUPER DUTY WHY-BUYS

- 2020 NHTSA 5-Star Frontal Crash Safety Rating² (Crew Cab)
- 2020 NHTSA 5-Star Side Crash Safety Rating² (Regular Cab)
- Built Ford Tough®
- 6 series; 3 engines; 4x2 or 4x4
- Available Pre-Collision Assist with Automatic Emergency Braking (AEB)
- Auto High-Beam Headlamps
- Available CNG/Propane Gaseous Engine Prep Package⁶
- Max. available towing capability: 20,000 lbs. conventional¹⁷; 22,800 lbs. gooseneck¹⁷
- Trailer Sway Control
- Available 8" color LCD productivity screen with MyView
- Available SYNC® 3⁸ technology with Apple CarPlay® compatibility⁹ and Android Auto™ compatibility⁹
- FordPass Connect™¹⁰ with 4G LTE Wi-Fi hotspot capability (enables FordPass™ App¹¹ features when activated)
- Available TREMOR Off-Road Package
- Dual front airbags¹²
- Front-seat side-impact airbags¹²
- Safety Canopy® side-curtain airbags¹² with rollover sensor
- Available Adaptive Cruise Control
- Available BLIS® (Blind Spot Information System) with Trailer Coverage and Cross-Traffic Alert
- Available PowerScope® power-telescoping/-folding trailer tow mirrors
- Available power-deployable running boards
- Available tailgate step with grab bar
- Available remote tailgate lock and release
- Available BoxLink™ with locking cleats
- Available stowable loading ramps
- Rear View Camera with Dynamic Hitch Assist
- Flat load floor inside¹³
- Available multicontour front seats with Active Motion®
- Individual Tire Pressure Monitoring System (excludes spare)

	Standard Engine
	Max. Horsepower (hp @ rpm)
	Max. Torque (lb.-ft. @ rpm)
	Optional Engine
	Max. Horsepower (hp @ rpm)
	Max. Torque (lb.-ft. @ rpm)
	Optional Engine
	Max. Horsepower (hp @ rpm)
	Max. Torque (lb.-ft. @ rpm)
	Standard Transmission
	Optional Transmission
	Standard Payload (lbs.)
	Max. Payload (lbs.)
	Max. GVWR (lbs.)
	Standard Trailer Towing (max. lbs.)
	Max. Conventional Trailer Towing (lbs.)
	Max. Gooseneck Trailer Towing (lbs.)
	Front Suspension
	Rear Suspension
	Braking System
	Steering
	Airbags
	Wheelbase (in.)
	Length (in.)
	Height (in.)
	Width (in.)
	Head Room (in.)
	Leg Room (in.)
	Hip Room (in.)
	Shoulder Room (in.)
	Passenger Volume (cu. ft.)
	Cargo Box Length (@ floor) (in.)
	Max. Cargo Box Width (@ floor) (in.)
	Cargo Box Inside Height (in.)
	Cargo Volume (cu. ft.)
	Fuel Tank Capacity (gal.)
	Basic Warranty Coverage¹⁴
	Powertrain Warranty Coverage¹⁴
	Corrosion Warranty Coverage¹⁴
	24-Hour Roadside Assistance

2020 FORD F-250 XL REGULAR CAB 4x2	
6.2L 2V SOHC V8 FFV	
385 @ 5,750	
430 @ 3,800	
7.3L 2V V8	
430 @ 5,500	
475 @ 4,000	
6.7L Power Stroke® V8 Turbo Diesel with B20 capability	
475 @ 2,600	
1,050 @ 1,600	
6-speed TorqShift®-G automatic with tow/haul mode	
10-speed TorqShift automatic with SelectShift® and selectable drive modes	
4,260	
4,260	
10,600	
13,000 (weight-carrying hitch)¹⁵; 13,300 (weight-distributing hitch)¹⁵	
15,200 (weight-distributing hitch)¹⁵	
22,800¹⁵	
Twin-I-Beam with coil springs, shock absorbers and stabilizer bar	
Live axle, leaf springs, shock absorbers	
4-wheel power disc brakes with Anti-Lock Brake System (ABS)	
Hydraulic power-assisted with recirculating ball	
6	
141.6	
231.8	
78.9	
80.0 (without mirrors)	
40.8	
43.9 (max.)	
62.5	
66.7	
64.6	
98.1	
66.9	
21.1	
78.5	
34.0 (gas); 29.0 (diesel)	
3 years/36,000 miles	
5 years/60,000 miles (gas); 5 years/100,000 miles (Power Stroke V8 Turbo Diesel)	
5 years/unlimited miles corrosion (perforation)	
5 years/60,000 miles	

2020 CHEVROLET SILVERADO C2500HD WT REGULAR CAB 4x2	
6.6L V8	
401 @ 5,200	
464 @ 4,000	
6.6L Duramax® Diesel with B20 capability	
445 @ 2,800	
910 @ 1,600	
—	
—	
—	
6-speed automatic (6.6L)	
10-speed Allison® automatic (6.6L diesel)	
3,857	
3,979	
10,750	
14,500	
14,500	
18,510	
Independent short- and long-arm with torsion bars	
Semi-elliptic 3-stage multi-leaf spring	
4-wheel disc brakes with Anti-Lock Brake System (ABS)	
Recirculating ball with smart flow power steering system	
6	
141.5	
235.5	
79.9	
81.7 (without mirrors)	
43.1	
44.5	
60.9	
66.1	
N/A	
98.3	
71.4	
21.0	
83.5	
36.0 (gas); 28.0 (diesel)	
3 years/36,000 miles	
5 years/60,000 miles (gas); 5 years/100,000 miles (diesel)	
6 years/100,000 miles (rust-through)	
5 years/60,000 miles	

2019 RAM 2500 TRADESMAN REGULAR CAB 4x2	
6.4L HEMI V8	
410 @ 5,600	
429 @ 4,000	
6.7L Cummins® Turbo Diesel I-6	
370 @ 2,800	
850 @ 1,700	
—	
—	
—	
8-speed automatic (6.4L)	
6-speed automatic (6.7L)	
4,050	
4,050	
10,000	
15,080	
19,780	
19,780	
Independent 3-link coil springs with stabilizer bar	
5-link coil spring	
4-wheel power disc brakes with Anti-Lock Brake System (ABS)	
Power recirculating ball	
6	
140.2	
232.0	
78.0	
83.5 (without mirrors)	
39.8	
40.9	
62.9	
65.9	
62.5	
98.3	
66.4	
20.2	
74.7	
32.0 (gas); 28.0 (diesel)	
3 years/36,000 miles	
5 years/60,000 miles (gas); 5 years/100,000 miles (diesel)	
5 years/unlimited (rust-through)	
5 years/60,000 miles (gas); 5 years/100,000 miles (diesel)	

¹Class is Full-Size Pickups over 8,500 lbs. GVWR based on Ford segmentation. ²6000-series aluminum alloy. ³Driver-assist features are supplemental and do not replace the driver's attention, judgment and need to control the vehicle. ⁴Crew Cab only. ⁵Government 5-Star Safety Ratings are part of the National Highway Traffic Safety Administration's (NHTSA's) New Car Assessment Program (www.nhtsa.gov). ⁶Late availability. ⁷Max. conventional towing of 20,000 lbs. on F-250 SuperCab 8' box/Crew Cab 4x4 with 6.7L engine and F-250 High-Capacity Trailer Tow Package (not shown). Max. gooseneck towing of 22,800 lbs. on F-250 Regular Cab 4x2 with 6.7L engine and F-250 High-Capacity Trailer Tow Package (not shown). F-250 Regular Cab 4x4 with 7.3L gas engine shown (Max. conventional towing of 15,000 lbs. and max. gooseneck towing of 19,200 lbs.). Max. towing varies based on cargo, vehicle configuration, accessories and number of passengers. ⁸Don't drive while distracted. Use voice-operated systems when possible; don't use handheld devices while driving. Some features may be locked out while the vehicle is in gear. Not all features are compatible with all phones. ⁹Requires phone with active data service and compatible software. SYNC 3 does not control 3rd-party products while in use. 3rd parties are solely responsible for their respective functionality. ¹⁰At purchase, the FordPass Connect modem is connected and sending vehicle data (e.g., diagnostics) to Ford. To disable, or for more information, see in-vehicle connectivity settings. Learn more at www.FordConnected.com. FordPass Connect (optional on select vehicles), the FordPass App, and complimentary Connected Service are required for remote features (see FordPass Terms for details). Connected service and features depend on compatible AT&T network availability. Evolving technology/cellular networks/vehicle capability may limit functionality and prevent operation of connected features. Connected service excludes Wi-Fi hotspot. ¹¹FordPass App, compatible with select smartphone platforms, is available via a download. Message and data rates may apply. ¹²Always wear your safety belt and secure children in the rear seat, if equipped, and follow airbag warning label instructions. ¹³SuperCab and Crew Cab. ¹⁴See your dealer for limited warranty details. ¹⁵Additional towing details and specifications can be found in the 2020 Ford RV and Trailer Towing Guide available at www.fleet.ford.com.

Models: XL, XLT, LARIAT, KING RANCH®, PLATINUM, LIMITED



F-350 XL Regular Cab DRW 4x2. Available equipment.



XLT interior shown.



F-350 SUPER DUTY STRENGTHS

For 42 years, F-Series has been America’s best-selling truck. It’s a fact.

First-in-class¹ use of high-strength, military-grade, aluminum alloys.² For the body, doors and bed.

Best-in-class¹ available diesel horsepower (475 @ 2,600 rpm) and available torque (1,050 lb.-ft. @ 1,600 rpm). Unequaled diesel dynamism.

Best-in-class available gas horsepower (430 @ 5,500 rpm) and available torque (475 lb.-ft. @ 4,000 rpm) with 7.3L 2V V8. Unmatched gas gusto.

Available Adaptive Steering.³ Reduces the amount of steering needed, depending on speed and load.

Up to 7 available cameras.³ Help the driver see more than ever before; options include a center high-mounted stop lamp (CHMSL) camera³ and customer-placed trailer camera.³

ADDITIONAL F-350 SUPER DUTY WHY-BUYS

- Built Ford Tough®
- 6 series; 3 engines; 4x2 or 4x4
- SRW or DRW
- Available Pre-Collision Assist with Automatic Emergency Braking (AEB)
- Auto High-Beam Headlamps
- Available Lane-Keeping Alert
- AdvanceTrac® with RSC® (Roll Stability Control™)
- Available CNG/Propane Gaseous Engine Prep Package⁵
- 7,850-lb. max. available payload capacity⁶
- 35,750-lb. max. available gooseneck towing⁷
- Trailer Sway Control
- Available 8" color LCD productivity screen with MyView
- Available SYNC® 3⁸ technology with Apple CarPlay® compatibility⁹ and Android Auto™ compatibility⁹
- FordPass Connect™¹⁰ with 4G LTE Wi-Fi hotspot capability (enables FordPass™ App¹¹ features when activated)
- Available TREMOR Off-Road Package
- Dual front airbags¹²
- Front-seat side-impact airbags¹²
- Safety Canopy® side-curtain airbags¹² with rollover sensor
- Available Adaptive Cruise Control
- Available BLIS® (Blind Spot Information System) with Trailer Coverage and Cross-Traffic Alert
- Available PowerScope® power-telescoping/-folding trailer tow mirrors
- Available power-deployable running boards
- Available tailgate step with grab bar
- Available remote tailgate lock and release
- Available BoxLink™ with locking cleats
- Available stowable loading ramps
- Rear View Camera with Dynamic Hitch Assist
- Flat load floor inside¹³
- Available multicontour front seats with Active Motion®
- Individual Tire Pressure Monitoring System (excludes spare)

Available live-drive power take-off (PTO) provision. An output gear links right to the engine crankshaft to run auxiliary equipment.

Class-exclusive available Pro Trailer Backup Assist.^{TM3} Simply rotate the knob in the direction the trailer needs to go.

Available Trailer Reverse Guidance.³ Automatically switches from side to rear camera views.

Available Smart Trailer Tow Connector. Alerts for trailer connection, battery and lighting status.

Available Trailer Tire Pressure Monitoring System. Displays pressure of a connected trailer’s tires.

Available LED sideview mirror spotlights. Light the work site; turn them on from the bed or cab.

Available collapsible under-seat storage⁴ Folds into flat load floor; partitioned and lockable.

	Standard Engine
	6.2L 2V SOHC V8 FFV
	385 @ 5,750
	Max. Horsepower (hp @ rpm)
	430 @ 3,800
	Max. Torque (lb.-ft. @ rpm)
	Optional Engine
	7.3L 2V V8
	430 @ 5,500
	Max. Horsepower (hp @ rpm)
	475 @ 4,000
	Max. Torque (lb.-ft. @ rpm)
	Optional Engine
	6.7L Power Stroke® V8 Turbo Diesel with B20 capability
	475 @ 2,600
	Max. Horsepower (hp @ rpm)
	1,050 @ 1,600
	Max. Torque (lb.-ft. @ rpm)
	Standard Transmission
	10-speed TorqShift® automatic with SelectShift® and selectable drive modes
	—
	Optional Transmission
	Standard Payload (lbs.) (SRW/DRW)
	4,030/7,210
	Max. Payload (lbs.) (SRW/DRW)
	4,960/7,210
	Max. GVWR (lbs.) (SRW/DRW)
	11,500/14,000
	Standard Conventional Trailer Towing (max. lbs.) (SRW/DRW)
	12,700/12,800 ¹⁵
	Max. Conventional Trailer Towing (lbs.) (SRW/DRW)
	15,000/20,000 (weight-distributing hitch) ¹⁵
	Max. Gooseneck Trailer Towing (lbs.) (SRW/DRW)
	22,400/35,400 ¹⁵
	Front Suspension
	Twin-coil monobeam, shock absorbers and stabilizer bar
	Rear Suspension
	Live axle, leaf springs, shock absorbers
	Braking System
	4-wheel power disc brakes with Anti-Lock Brake System (ABS)
	Steering
	Hydraulic power-assisted with recirculating ball
	Airbags
	6
	Wheelbase (in.)
	141.6
	Length (in.)
	231.8
	Height (SRW/DRW) (in.)
	81.2/81.3
	Width (SRW/DRW) (in.)
	80.0/96.0 (without mirrors)
	Head Room (in.)
	40.8
	Leg Room (in.)
	43.9 (max.)
	Hip Room (in.)
	62.5
	Shoulder Room (in.)
	66.7
	Passenger Volume (cu. ft.)
	64.6
	Cargo Box Length (@ floor) (in.)
	98.1
	Max. Cargo Box Width (@ floor) (in.)
	66.9
	Cargo Box Inside Height (in.)
	21.1
	Cargo Volume (cu. ft.)
	78.5
	Fuel Tank Capacity (gal.)
	34.0 (gas); 29.0 (diesel)
	Basic Warranty Coverage¹⁴
	3 years/36,000 miles
	Powertrain Warranty Coverage¹⁴
	5 years/60,000 miles (gas); 5 years/100,000 miles (Power Stroke V8 Turbo Diesel)
	Corrosion Warranty Coverage¹⁴
	5 years/unlimited miles corrosion (perforation)
	24-Hour Roadside Assistance
	5 years/60,000 miles

2020 FORD F-350 XL REGULAR CAB 4x4	
6.2L 2V SOHC V8 FFV	
385 @ 5,750	
430 @ 3,800	
7.3L 2V V8	
430 @ 5,500	
475 @ 4,000	
6.7L Power Stroke® V8 Turbo Diesel with B20 capability	
475 @ 2,600	
1,050 @ 1,600	
10-speed TorqShift® automatic with SelectShift® and selectable drive modes	
—	
4,030/7,210	
4,960/7,210	
11,500/14,000	
12,700/12,800 ¹⁵	
15,000/20,000 (weight-distributing hitch) ¹⁵	
22,400/35,400 ¹⁵	
Twin-coil monobeam, shock absorbers and stabilizer bar	
Live axle, leaf springs, shock absorbers	
4-wheel power disc brakes with Anti-Lock Brake System (ABS)	
Hydraulic power-assisted with recirculating ball	
6	
141.6	
231.8	
81.2/81.3	
80.0/96.0 (without mirrors)	
40.8	
43.9 (max.)	
62.5	
66.7	
64.6	
98.1	
66.9	
21.1	
78.5	
34.0 (gas); 29.0 (diesel)	
3 years/36,000 miles	
5 years/60,000 miles (gas); 5 years/100,000 miles (Power Stroke V8 Turbo Diesel)	
5 years/unlimited miles corrosion (perforation)	
5 years/60,000 miles	

2020 CHEVROLET SILVERADO 3500HD WT REGULAR CAB 4x4	
6.6L V8	
401 @ 5,200	
464 @ 4,000	
6.6L Duramax® Turbo Diesel with B20 capability	
445 @ 2,800	
910 @ 1,600	
—	
—	
—	
6-speed automatic (6.6L)	
10-speed Allison® automatic (6.6L diesel)	
4,534/7,145	
4,534/7,145	
11,800/14,000	
14,500/16,800	
14,500/20,000	
21,500/31,760	
Independent short- and long-arm with torsion bars	
Semi-elliptic 3-stage multi-leaf spring	
4-wheel disc brakes with Anti-Lock Brake System (ABS)	
Recirculating ball with smart flow power steering system	
6	
141.5	
235.5	
80.9/80.2	
81.7/96.7 (without mirrors)	
43.1	
44.5	
60.9	
66.1	
N/A	
98.3	
71.4	
21.0	
83.5	
36.0 (gas); 28.0 (diesel)	
3 years/36,000 miles	
5 years/60,000 miles (gas); 5 years/100,000 miles (diesel)	
6 years/100,000 miles (rust-through)	
5 years/60,000 miles	

2019 RAM 3500 TRADESMAN REGULAR CAB 4x4	
6.4L HEMI V8	
410 @ 5,600	
429 @ 4,000	
6.7L Cummins® Turbo Diesel I-6	
370 @ 2,800 (A/T); 400 @ 2,800 (AISIN® A/T)	
850 @ 1,700 (A/T); 1,000 @ 1,800 (AISIN A/T)	
—	
—	
—	
8-speed automatic (6.4L); 6-speed automatic (6.7L)	
AISIN 6-speed auto (6.7L only)	
4,600/7,280	
4,460/7,280	
11,800/14,000	
14,630/14,310	
26,440/34,690	
26,440/34,690	
Independent 3-link coil springs with stabilizer bar	
Hotchkiss leaf springs	
4-wheel power disc brakes with Anti-Lock Brake System (ABS)	
Power recirculating ball	
6	
140.2	
232.0	
80.4/79.5	
83.5/96.5 (without mirrors)	
39.8	
41.9	
62.9	
65.9	
62.5	
98.3	
66.4	
20.2	
74.7	
32.0 (gas); 28.0 (diesel)	
3 years/36,000 miles	
5 years/60,000 miles (gas); 5 years/100,000 miles (6.7L Cummins Turbo Diesel I-6)	
5 years/unlimited (rust-through)	
5 years/60,000 miles (gas); 5 years/100,000 miles (diesel)	

¹Class is Full-Size Pickups over 8,500 lbs. GVWR based on Ford segmentation. ²6000-series aluminum alloy. ³Driver-assist features are supplemental and do not replace the driver's attention, judgment and need to control the vehicle. ⁴Crew Cab only. ⁵Late availability. ⁶Max. payload of 7,850 on F-350 DRW Regular Cab 4x2 with 6.2L engine and F-350 Gas Heavy-Duty Payload Package (not shown). F-350 DRW Regular Cab 4x2 with 6.7L engine shown (max. payload of 6,930 lbs.). Max. payload varies and is based on accessories and vehicle configuration. See label on door jamb for carrying capacity of a specific vehicle. ⁷Max. gooseneck towing of 35,750 lbs. on F-350 Regular Cab DRW 4x2 with 6.7L engine (shown). Max. towing varies based on cargo, vehicle configuration, accessories and number of passengers. ⁸Don't drive while distracted. Use voice-operated systems when possible; don't use handheld devices while driving. Some features may be locked out while the vehicle is in gear. Not all features are compatible with all phones. ⁹Requires phone with active data service and compatible software. SYNC 3 does not control 3rd-party products while in use. 3rd parties are solely responsible for their respective functionality. ¹⁰At purchase, the FordPass Connect modem is connected and sending vehicle data (e.g., diagnostics) to Ford. To disable, or for more information, see in-vehicle connectivity settings. Learn more at www.FordConnected.com. FordPass Connect (optional on select vehicles), the FordPass App, and complimentary Connected Service are required for remote features (see FordPass Terms for details). Connected service and features depend on compatible AT&T network availability. Evolving technology/cellular networks/vehicle capability may limit functionality and prevent operation of connected features. Connected service excludes Wi-Fi hotspot. ¹¹FordPass App, compatible with select smartphone platforms, is available via a download. Message and data rates may apply. ¹²Always wear your safety belt and secure children in the rear seat, if equipped, and follow airbag warning label instructions. ¹³SuperCab and Crew Cab. ¹⁴See your dealer for limited warranty details. ¹⁵Additional towing details and specifications can be found in the 2020 Ford RV and Trailer Towing Guide available at www.fleet.ford.com.

Models: XL, XLT, LARIAT



F-350 XL SuperCab SRW 4x2. Available and aftermarket upfit equipment.



F-350 SUPER DUTY CHASSIS CAB STRENGTHS

For 42 years, F-Series has been America’s best-selling truck. It’s a fact.

Available all-new 7.3L V8 gas engine. The most powerful V8 engine in the class!

Outstanding configuration flexibility. Heavy-haulers, wreckers and emergency vehicles rely on its strength; so do vocational workers in construction, landscaping, mobile welding and more.

Available CNG/Propane Gaseous Engine Prep Package. Gas-engine models can be upfitted – through a Ford Qualified Vehicle Modifier (QVM) – to run on either Compressed Natural Gas (CNG) or propane.

First-in-class¹ use of high-strength, military-grade, aluminum alloys.² For the body and doors.

Available live-drive power take-off (PTO) provision. An output gear links right to the engine crankshaft to run auxiliary equipment; standard on diesel option.

Available Programmable Upfitter Interface Module (UIM). Develop “smart” logic controls for final-stage installed equipment.

Available PowerScope® trailer tow mirrors. Adjust, fold or telescope at the touch of a switch.

Available LED sideview mirror spotlights. Light the work site; turn them on from the cab.

Available collapsible under-seat storage.³ Folds into flat load floor; partitioned and lockable.

Available 110V/400W AC power outlets. A handy pair of plugs in the cab.

ADDITIONAL F-350 SUPER DUTY CHASSIS CAB WHY-BUYS

- Built Ford Tough®
 - 3 series; 3 engines; 4x2 or 4x4
 - SRW or DRW
 - Up to 95% high-strength steel frame is boxed under the cab, and C-channel aft of cab
 - 6 upfitter switches on overhead console
 - 7-wire-harness trailer tow (blunt-cut and labeled)
 - Trailer Sway Control
 - Available trailer brake controller
 - Stationary elevated idle control (SEIC)⁴
 - Steering damper
 - Hill start assist
 - Fail-Safe Engine Cooling System (gas engines)
- Intelligent Oil-Life Monitor® (diesel engine)
 - Available 8" color LCD productivity screen with MyView
 - Available SYNC® 3⁵ technology with Apple CarPlay® compatibility⁶ and Android Auto™ compatibility⁶
 - Available Voice-Activated Touchscreen Navigation System
 - FordPass Connect™⁷ with 4G LTE Wi-Fi hotspot capability (enables FordPass™ App⁸ features when activated)
 - Available Audible Lane Departure Warning
 - Available Pre-Collision Assist with Automatic Emergency Braking (AEB)
 - AdvanceTrac® with RSC® (Roll Stability Control™)
- Dual front airbags⁹
 - Front-seat side-impact airbags⁹
 - Safety Canopy® side-curtain airbags⁹ with rollover sensor
 - Auto High-Beam Headlamps
 - SOS Post-Crash Alert System™
 - Front tow hooks
 - LED roof clearance lamps (standard DRW; available SRW)
 - Available Rear View Camera Prep Kit
 - Flat load floor inside¹⁰
 - 40/20/40 split front seat and 60/40 split rear seat
 - Tire Pressure Monitoring System (excludes spare)

Standard Engine
Max. Horsepower (hp @ rpm)
Max. Torque (lb.-ft. @ rpm)
Optional Engine
Max. Horsepower (hp @ rpm)
Max. Torque (lb.-ft. @ rpm)
Standard Transmission
Optional Transmission
Front Suspension
Rear Suspension
Braking System
Steering
Airbags
Wheelbase (in.)
Cab-to-Axle (CA) (in.)
Length (in.)
Height (in.)
Track Width (Front) (in.)
Tire Outside Width (Rear) (in.)
Head Room (F/R) (in.)
Leg Room (F-max./R) (in.)
Hip Room (F/R) (in.)
Shoulder Room (F/R) (in.)
Passenger Volume (cu. ft.)
Frame Rail Width (in.)
Rear Axle-to-End-of-Frame (AF) (in.)
Standard Fuel Tank Capacity (gal.)
Optional Fuel Tank Capacity (gal.)
Standard Battery (CCA)
Standard Alternator (amps)
Standard Front Axle Rating (lbs.)
Standard Rear Axle Rating (lbs.)
Standard GVWR (lbs.)
Standard GCWR (lbs.)
Max. GCWR (lbs.) ¹¹

2020 FORD F-350 SUPER DUTY XL CHASSIS CAB DRW 60-CA 4x2 REGULAR CAB/SUPERCAB/CREW CAB		
6.2L 2V SOHC V8		
385 @ 5,750		
430 @ 3,800		
6.7L Power Stroke® V8 Turbo Diesel with B20 capability		
330 @ 2,600		
825 @ 2,000		
7.3L 2V V8		
350 @ 3,900		
468 @ 3,900		
10-speed TorqShift® automatic with SelectShift® and selectable drive modes		
—		
Independent Twin-I-Beam, coil springs, gas shock absorbers and stabilizer bar		
Live axle, leaf springs, shock absorbers and stabilizer bar		
Power 4-wheel disc brakes with 4-wheel Anti-Lock Brake System (ABS)		
Hydraulic power-assisted with recirculating ball gear and damper		
6		
REGULAR CAB	SUPERCAB	CREW CAB
145.3	167.9	179.8
60.0	60.0	60.0
230.7	253.3	265.2
79.3	79.6	79.7
69.1	69.1	69.1
92.2	92.2	92.2
40.8/—	40.8/40.3	40.8/40.4
43.9/—	43.9/33.5	43.9/43.6
62.5/—	62.5/64.7	62.5/64.7
66.7/—	66.7/65.8	66.7/65.9
64.6	116.0	131.8
34.1	34.1	34.1
47.2	47.2	47.2
40.0	40.0	40.0
66.5 ¹²	66.5 ¹²	66.5 ¹²
650	650	650
200	200	200
5,250	5,250	5,250
10,040	10,040	10,040
14,000	14,000	14,000
20,000	20,000	20,000
32,500	32,500	32,500

2020 CHEVROLET SILVERADO 3500 WT CHASSIS CAB DRW 60-CA 4x2 REGULAR CAB/CREW CAB	
6.6L V8 Gas	
401 @ 5,200	
464 @ 4,000	
6.6L Duramax® Turbo Diesel with B20 capability	
445 @ 2,800	
910 @ 1,600	
—	
—	
—	
6-speed automatic (6.6L gas)	
10-speed Allison® automatic (6.6L diesel)	
Independent shock absorbers and stabilizer bar	
Asymmetrical leaf springs and shock absorbers	
Power 4-wheel disc brakes with Anti-Lock Brake System (ABS)	
Power recirculating ball with smart flow power steering system	
6	
REGULAR CAB	CREW CAB
146.3	176.8
60.0	60.0
239.8	270.2
80.1	80.1
N/A	N/A
N/A	N/A
43.0/—	43.0/40.1
44.5/—	44.5/43.4
61.0/—	61.0/61.0
66.0/—	66.0/65.3
N/A	N/A
N/A	N/A
63.5	63.5
23.5/40.0	23.5/40.0
720	720
170	170
4,400	4,800
10,500	10,500
14,000	14,000
24,000	24,000
40,000	40,000

2019 RAM 3500 TRADESMAN CHASSIS CAB DRW 60-CA 4x2 REGULAR CAB/CREW CAB	
6.4L HEMI® V8	
370 @ 5,600	
429 @ 4,000	
6.7L Cummins® Turbo Diesel I-6	
360 @ 2,800	
800 @ 1,800	
—	
—	
—	
6-speed automatic (6.4L); 6-speed AISIN® automatic (6.7L)	
8-speed automatic (6.4L)	
Three-link with track bar, coil springs, stabilizer bar, solid axle	
Two-stage longitudinal leaf, solid axle	
Power 4-wheel disc brakes with 4-wheel Anti-Lock Brake System (ABS)	
Hydraulic power-assisted recirculating ball	
2	
REGULAR CAB	CREW CAB
143.3	172.2
60.0	60.0
235.3	264.2
80.9	80.6
76.0	76.0
N/A	N/A
39.8/—	40.9/39.8
40.9/—	40.9/40.2
62.9/—	62.9/62.7
65.9/—	65.9/65.6
62.5	125.3
33.8	33.8
51.1	51.1
52.0	52.0
22.0/74.0	22.0/74.0
730	730
160	160
5,500	5,500
9,850	9,850
13,500	13,500
22,000	22,000
33,000	33,000

¹Class 3-5 Chassis Cabs based on Ford segmentation. ²6000-series aluminum alloy. ³Crew Cab only. ⁴Final-stage manufacturer must supply control switches. ⁵Don't drive while distracted. Use voice-operated systems when possible; don't use handheld devices while driving. Some features may be locked out while the vehicle is in gear. Not all features are compatible with all phones. ⁶Requires phone with active data service and compatible software. SYNC 3 does not control 3rd-party products while in use. 3rd parties are solely responsible for their respective functionality. ⁷At purchase, the FordPass Connect modem is connected and sending vehicle data (e.g., diagnostics) to Ford. To disable, or for more information, see in-vehicle connectivity settings. Learn more at www.FordConnected.com. FordPass Connect (optional on select vehicles), the FordPass App, and complimentary Connected Service are required for remote features (see FordPass Terms for details). Connected service and features depend on compatible AT&T network availability. Evolving technology/cellular networks/vehicle capability may limit functionality and prevent operation of connected features. Connected service excludes Wi-Fi hotspot. ⁸FordPass App, compatible with select smartphone platforms, is available via a download. Message and data rates may apply. ⁹Always wear your safety belt and secure children in the rear seat, if equipped, and follow airbag warning label instructions. ¹⁰SuperCab and Crew Cab. ¹¹When properly configured. ¹²Diesel engine only.

Models: XL, XLT, LARIAT



F-450 XL Regular Cab 4x4. Available and aftermarket upfit equipment.



F-450 SUPER DUTY CHASSIS CAB STRENGTHS

For 42 years, F-Series has been America’s best-selling truck. It’s a fact.

All-new 7.3L V8 gas engine – standard. The most powerful V8 engine in the class¹

Outstanding configuration flexibility. Heavy-haulers, wreckers and emergency vehicles rely on its strength; so do vocational workers in construction, landscaping, mobile welding and more.

Available CNG/Propane Gaseous Engine Prep Package. Gas-engine models can be upfitted – through a Ford Qualified Vehicle Modifier (QVM) – to run on either Compressed Natural Gas (CNG) or propane.

First-in-class¹ use of high-strength, military-grade, aluminum alloys.² For the body and doors.

Available 7,500 lbs. max. Front Gross Axle Weight Rating (GAWR).³ Enables it to handle tall utility buckets and cranes, big snow plows, and more.

Available live-drive power take-off (PTO) provision. An output gear links right to the engine crankshaft to run auxiliary equipment; standard on diesel option.

Available Programmable Upfitter Interface Module (UIM). Develop “smart” logic controls for final-stage installed equipment.

Available PowerScope® trailer tow mirrors. Adjust, fold or telescope at the touch of a switch.

Available LED sideview mirror spotlights. Light the work site; turn them on from the cab.

Available collapsible under-seat storage.⁴ Folds into flat load floor; partitioned and lockable.

Available 110V/400W AC power outlets. A handy pair of plugs in the cab.

ADDITIONAL F-450 SUPER DUTY CHASSIS CAB WHY-BUYS

- Built Ford Tough®
- 3 series; 2 engines; 4x2 or 4x4
- Up to 95% high-strength steel frame is boxed under the cab, and C-channel aft of cab
- 6 upfitter switches on overhead console
- 7-wire-harness trailer tow (blunt-cut and labeled)
- Trailer Sway Control
- Available trailer brake controller
- Steering damper
- Hill start assist
- Stationary elevated idle control (SEIC)⁵
- Fail-Safe Engine Cooling System (gas engines)
- Intelligent Oil-Life Monitor® (diesel engine)
- Available 8" color LCD productivity screen with MyView
- Available SYNC® 3⁶ technology with Apple CarPlay® compatibility⁷ and Android Auto™ compatibility⁷
- Available Voice-Activated Touchscreen Navigation System
- FordPass Connect™⁸ with 4G LTE Wi-Fi hotspot capability (enables FordPass™ App⁹ features when activated)
- Available Audible Lane Departure Warning
- Available Pre-Collision Assist with Automatic Emergency Braking (AEB)
- AdvanceTrac® with RSC® (Roll Stability Control™)
- Dual front airbags¹⁰
- Front-seat side-impact airbags¹⁰
- Safety Canopy® side-curtain airbags¹⁰ with rollover sensor
- Auto High-Beam Headlamps
- SOS Post-Crash Alert System™
- SecuriLock® Passive Anti-Theft System
- Front tow hooks
- Front stabilizer bar
- Heavy-duty shock absorbers
- Available transfer case skid plate
- LED roof clearance lamps
- Available Rear View Camera Prep Kit
- Flat load floor inside¹¹

2020 FORD F-450 SUPER DUTY XL CHASSIS CAB 60-CA 4x2 REGULAR CAB/SUPERCAB/CREW CAB	
Standard Engine	7.3L 2V V8
Max. Horsepower (hp @ rpm)	350 @ 3,900
Max. Torque (lb.-ft. @ rpm)	468 @ 3,900
Optional Engine	6.7L Power Stroke® V8 Turbo Diesel with B20 capability
Max. Horsepower (hp @ rpm)	330 @ 2,600
Max. Torque (lb.-ft. @ rpm)	825 @ 2,000
Standard Transmission	10-speed TorqShift® automatic with SelectShift® and selectable drive modes
Front Suspension	Twin-coil monobeam with shock absorbers and stabilizer bar
Rear Suspension	Live axle, leaf springs, shock absorbers and stabilizer bar
Braking System	Power 4-wheel disc brakes with 4-wheel Anti-Lock Brake System (ABS)
Steering	Hydraulic power-assisted with recirculating ball gear and damper
Airbags	6
Wheelbase (in.)	145.3
Cab-to-Axle (CA) (in.)	60.0
Length (in.)	230.7
Height (in.)	82.6
Track Width (Front) (in.)	74.8
Tire Outside Width (Rear) (in.)	93.9
Head Room (F/R) (in.)	40.8/—
Leg Room (F-max./R) (in.)	43.9/—
Hip Room (F/R) (in.)	62.5/—
Shoulder Room (F/R) (in.)	66.7/—
Passenger Volume (cu. ft.) (in.)	64.6
Frame Rail Width (in.)	34.2
Rear Axle-to-End-of-Frame (AF) (in.)	47.2
Standard Fuel Tank Capacity (gal.)	40.0
Optional Fuel Tank Capacity (gal.)	66.5¹³
Standard Battery (CCA)	750
Standard Alternator (amps)	240
Standard Front Axle Rating (lbs.)	7,000
Standard Rear Axle Rating (lbs.)	13,660
Standard GVWR (lbs.)	16,500
Max. GVWR (lbs.)	16,500
Standard GCWR (lbs.)	28,000
Max. GCWR (lbs.)¹²	35,000

2020 FORD F-450 SUPER DUTY XL CHASSIS CAB 60-CA 4x2 REGULAR CAB/SUPERCAB/CREW CAB		
7.3L 2V V8		
350 @ 3,900		
468 @ 3,900		
6.7L Power Stroke® V8 Turbo Diesel with B20 capability		
330 @ 2,600		
825 @ 2,000		
10-speed TorqShift® automatic with SelectShift® and selectable drive modes		
Twin-coil monobeam with shock absorbers and stabilizer bar		
Live axle, leaf springs, shock absorbers and stabilizer bar		
Power 4-wheel disc brakes with 4-wheel Anti-Lock Brake System (ABS)		
Hydraulic power-assisted with recirculating ball gear and damper		
6		
REGULAR CAB	SUPERCAB	CREW CAB
145.3	167.9	179.8
60.0	60.0	60.0
230.7	253.3	265.2
82.6	82.5	82.8
74.8	74.8	74.8
93.9	93.9	93.9
40.8/—	40.8/40.3	40.8/40.4
43.9/—	43.9/33.5	43.9/43.6
62.5/—	62.5/64.7	62.5/64.7
66.7/—	66.7/65.8	66.7/65.9
64.6	116.0	131.8
34.2	34.2	34.2
47.2	47.2	47.2
40.0	40.0	40.0
66.5¹³	66.5¹³	66.5¹³
750	750	750
240	240	240
7,000	7,000	7,000
13,660	13,660	13,660
16,500	16,500	16,500
16,500	16,500	16,500
28,000	28,000	28,000
35,000	35,000	35,000

2020 CHEVROLET SILVERADO 4500 WT CHASSIS CAB 60-CA 4x2 REGULAR CAB/CREW CAB	
6.6L Duramax® Turbo Diesel with B20 capability	
350 @ 2,700	
700 @ 1,600	
—	
—	
—	
6-speed Allison® Highway Service Transmission	
Taper leaf, shackle type, with shock absorbers	
Variable-rate multi-leaf	
Heavy-duty hydraulic brake system with 4-channel Anti-Lock Brake System (ABS)	
Power steering	
6	
REGULAR CAB	CREW CAB
141.0	175.0
60.0	60.0
224.5	258.5
76.9	77.8
N/A	N/A
N/A	N/A
42.8/—	42.8/40.5
45.3/—	45.3/40.9
60.8/—	60.8/60.2
64.8/—	64.8/64.3
N/A	N/A
34.1	34.1
N/A	N/A
40.0	40.0
25.0/65.0	25.0/65.0
1,100	1,100
150	150
7,000	7,000
10,000	10,000
16,500	16,500
16,500	16,500
26,000	26,000
N/A	N/A

2019 RAM 4500 TRADESMAN CHASSIS CAB 60-CA 4x2 REGULAR CAB/CREW CAB	
6.4L HEMI® V8	
410	
429 @ 4,500	
6.7L Cummins® Turbo Diesel I-6	
360	
800	
6-speed AISIN® automatic	
Five-link with track bar, coil springs, stabilizer bar, solid axle	
Two-stage longitudinal leaf, solid axle	
Power 4-wheel disc brakes with 4-wheel Anti-Lock Brake System (ABS)	
Hydraulic power-assisted recirculating ball	
2	
REGULAR CAB	CREW CAB
144.6	173.5
60.0	60.0
236.3	265.2
81.7	81.4
77.1	77.1
N/A	N/A
39.8/—	40.9/39.8
40.9/—	40.9/40.2
62.9/—	62.9/62.7
65.9/—	65.9/65.6
62.2	124.6
34.0	34.0
50.9	50.9
52.0	52.0
22.0/74.0	22.0/74.0
730	730
160	160
6,000	6,000
12,000	12,000
15,000	15,000
16,500	16,500
26,000	26,000
37,500	37,500

Horsepower and torque are independent attributes and may not be achieved simultaneously.

¹Class 3-5 Chassis Cabs based on Ford segmentation. ²6000-series aluminum alloy. ³F-450/F-550 with Extra-Heavy-Duty Front End Suspension Package. ⁴Crew Cab only. ⁵Final-stage manufacturer must supply control switches. ⁶Don't drive while distracted. Use voice-operated systems when possible; don't use handheld devices while driving. Some features may be locked out while the vehicle is in gear. Not all features are compatible with all phones. ⁷Requires phone with active data service and compatible software. SYNC 3 does not control 3rd-party products while in use. 3rd parties are solely responsible for their respective functionality. ⁸At purchase, the FordPass Connect modem is connected and sending vehicle data (e.g., diagnostics) to Ford. To disable, or for more information, see in-vehicle connectivity settings. Learn more at www.FordConnected.com. FordPass Connect (optional on select vehicles), the FordPass App, and complimentary Connected Service are required for remote features (see FordPass Terms for details). Connected service and features depend on compatible AT&T network availability. Evolving technology/cellular networks/vehicle capability may limit functionality and prevent operation of connected features. Connected service excludes Wi-Fi hotspot. ⁹FordPass App, compatible with select smartphone platforms, is available via a download. Message and data rates may apply. ¹⁰Always wear your safety belt and secure children in the rear seat, if equipped, and follow airbag warning label instructions. ¹¹SuperCab and Crew Cab. ¹²When properly configured. ¹³Diesel engine only.

Models: XL, XLT, LARIAT



F-550 XL Regular Cab 4x4. Available and aftermarket upfit equipment.



F-550 SUPER DUTY CHASSIS CAB STRENGTHS

- For 42 years, F-Series has been America’s best-selling truck.** It’s a fact.
- All-new 7.3L V8 gas engine – standard.** The most powerful V8 engine in the class.¹
- Outstanding configuration flexibility.** Heavy-haulers, wreckers and emergency vehicles rely on its strength; so do vocational workers in construction, landscaping, mobile welding and more.
- Available CNG/Propane Gaseous Engine Prep Package.** Gas-engine models can be upfitted – through a Ford Qualified Vehicle Modifier (QVM) – to run on either Compressed Natural Gas (CNG) or propane.
- First-in-class¹ use of high-strength, military-grade, aluminum alloys.²** For the body and doors.
- Available 40,000 lbs. max. Gross Combined Weight Rating (GCWR).³** Helps tackle every job the only way it knows how: strong.
- Available 31,600 lbs. max. 5th-wheel towing capacity.⁴** Force to be reckoned with.
- Available 12,750 lbs. max. payload capacity.⁵** Carries the weight of work on its shoulders.
- Available 7,500 lbs. max. Front Gross Axle Weight Rating (GAWR).⁵** Enables it to handle tall utility buckets and cranes, big snow plows, and more.
- Available Programmable Upfitter Interface Module (UIM).** Develop “smart” logic controls for final-stage installed equipment.
- Available live-drive power take-off (PTO) provision.** An output gear links right to the engine crankshaft to run auxiliary equipment; standard on diesel option.
- Available PowerScope® trailer tow mirrors.** Adjust, fold or telescope at the touch of a switch.
- Available LED sideview mirror spotlights.** Light the work site; turn them on from the cab.
- Available collapsible under-seat storage.⁷** Folds into flat load floor; partitioned and lockable.
- Available 110V/400W AC power outlets.** A handy pair of plugs in the cab.

ADDITIONAL F-550 SUPER DUTY CHASSIS CAB WHY-BUYS

- Built Ford Tough®
- 3 series; 2 engines; 4x2 or 4x4
- Up to 95% high-strength steel frame is boxed under the cab, and C-channel aft of cab
- 6 upfitter switches on overhead console
- 7-wire-harness trailer tow (blunt-cut and labeled)
- Trailer Sway Control
- Available trailer brake controller
- Steering damper
- Hill start assist
- Stationary elevated idle control (SEIC)⁸
- Fail-Safe Engine Cooling System (gas engines)
- Intelligent Oil-Life Monitor® (diesel engine)
- Available 8" color LCD productivity screen with MyView
- Available SYNC® 3⁹ technology with Apple CarPlay® compatibility¹⁰ and Android Auto™ compatibility¹⁰
- Available Voice-Activated Touchscreen Navigation System
- FordPass Connect™¹¹ with 4G LTE Wi-Fi hotspot capability (enables FordPass™ App¹² features when activated)
- Available Audible Lane Departure Warning
- Available Pre-Collision Assist with Automatic Emergency Braking (AEB)
- AdvanceTrac® with RSC® (Roll Stability Control™)
- Dual front airbags¹³
- Front-seat side-impact airbags¹³
- Safety Canopy® side-curtain airbags¹³ with rollover sensor
- Auto High-Beam Headlamps
- SOS Post-Crash Alert System™
- Front tow hooks
- LED roof clearance lamps
- Available Rear View Camera Prep Kit
- Flat load floor inside¹⁴

¹Class 3-5 Chassis Cabs based on Ford segmentation. ²6000-series aluminum alloy. ³Max. GCWR of 40,000 lbs. on F-550 with Payload Plus Upgrade and High-Capacity Trailer Tow Packages (shown). ⁴Max. 5th-wheel towing of 31,600 lbs. on F-550 Regular Cab 4x2 60" CA with Payload Plus Upgrade and High-Capacity Trailer Tow Packages (not shown). ⁵F-550 Regular Cab 4x4 60" CA with Payload Plus Upgrade and High-Capacity Trailer Tow Packages shown (max. 5th-wheel towing of 31,300 lbs.). Max. towing varies based on cargo, vehicle configuration, accessories and number of passengers. ⁶Max. payload of 12,750 on F-550 Regular Cab 4x2 84" CA with Payload Plus Upgrade Package (not shown). ⁷F-550 Regular Cab 4x4 60" CA with Payload Plus Upgrade and High-Capacity Trailer Tow Packages shown (max. payload of 11,750 lbs.). Max. payload varies and is based on accessories and vehicle configuration. See label on door jamb for carrying capacity of a specific vehicle. ⁸F-450/F-550 with Extra-Heavy-Duty Front End Suspension Package. ⁹Crew Cab only. ¹⁰Final-stage manufacturer must supply control switches. ¹¹Don't drive while distracted. Use voice-operated systems when possible; don't use handheld devices while driving. Some features may be locked out while the vehicle is in gear. Not all features are compatible with all phones. ¹²Requires phone with active data service and compatible software. SYNC 3 does not control 3rd-party products while in use. 3rd parties are solely responsible for their respective functionality. ¹³At purchase, the FordPass Connect modem is connected and sending vehicle data (e.g., diagnostics) to Ford. To disable, or for more information, see in-vehicle connectivity settings. Learn more at www.FordConnected.com. FordPass Connect (optional on select vehicles), the FordPass App, and complimentary Connected Service are required for remote features (see FordPass Terms for details). Connected service and features depend on compatible AT&T network availability. Evolving technology/cellular networks/vehicle capability may limit functionality and prevent operation of connected features. Connected service excludes Wi-Fi hotspot. ¹⁴FordPass App, compatible with select smartphone platforms, is available via a download. Message and data rates may apply. ¹⁵Always wear your safety belt and secure children in the rear seat, if equipped, and follow airbag warning label instructions. ¹⁶SuperCab and Crew Cab. ¹⁷Diesel engine only.

Models: XL, XLT



Transit Connect XLT Cargo Van. Available equipment.



TRANSIT CONNECT CARGO VAN STRENGTHS

Offers the most driver-assist features in its class¹ Elevates driver confidence levels.

Class-exclusive¹ Pre-Collision Assist with Automatic Emergency Braking (AEB)² By scanning the road ahead, this feature can alert to potential collisions with vehicles detected in the path; if an impact is imminent and no action is taken by the driver, brakes can apply automatically.

Available CNG/Propane Gaseous Engine Prep Package. Can be upfitted – through a Ford Qualified Vehicle Modifier (QVM) – to run on either Compressed Natural Gas (CNG) or propane. (Requires 2.5L engine).

Transit Connect has highest overall EPA-estimated fuel economy rating among small vans.³ In the United States.

AVAILABLE CUSTOM AFTERMARKET UPFITS:⁴ Configure it at **fordupfits.com** (and see below; upfit packages courtesy of Adrian Steel,[®] Katerack[®] by Dejana,[®] Masterack[®] or Sortimo[®] by Knapheide[®]).

GENERAL CONTRACTING: Wide choice of heavy-duty steel cabinets, drawers, dividers and bins, plus a document holder to keep work orders reference-ready.

HEATING AND COOLING: Smart heavy-duty solutions include a single or double ladder rack, partitions and many racks and bins systems with noise-reduction features.

PLUMBING: Purpose-built, heavy-duty upfits offer everything from a General Service Package, to BOXX[®] Kits for parts, and even a workbench with an integrated vise.

ELECTRICAL: Heavy-duty upfits include Base Shelving, General Service and Globelyst Premium Packages; and all the drawers, dividers and BOXX options necessary.

CATERING: To help get culinary masterpieces to the venue in pristine shape, heavy-duty upfits have configurable interior shelving systems as well as several partition styles.

ADDITIONAL TRANSIT CONNECT CARGO VAN WHY-BUYS

- Built Ford Tough[®]
- Certified to Ford Light Commercial Vehicle Durability Standards
- 2 trims: XL, XLT
- 2 wheelbase choices
- 2.0L GDI I-4 gas engine with 8-speed SelectShift[®] automatic
- Ford Co-Pilot360[™]: Pre-Collision Assist with Automatic Emergency Braking (AEB), BLIS[®] (Blind Spot Information System) with Cross-Traffic Alert, Lane-Keeping System, Auto High-Beam Headlamps, and Rear View Camera
- Available unsurpassed performance¹: maximum towing capacity of 2,000 lbs.⁵
- Best-in-class¹ cargo length (87.6") behind 1st row for LWB; max LWB cargo volume of 145.8 cu. ft.⁶
- Vinyl rear cargo floor
- Available liftgate or 180° swing-open rear cargo doors
- Class-exclusive standard embedded modem
- Available SYNC[®] 3⁷ technology with Apple CarPlay[®] compatibility⁸ and Android Auto[™] compatibility⁸
- Available class-exclusive wireless phone charging
- AdvanceTrac[®] with RSC[®] (Roll Stability Control[™]) and Curve Control
- Dual front airbags⁹
- Front-seat side-impact airbags⁹
- Safety Canopy[®] side-curtain airbags⁹
- SecuriLock[®] Passive Anti-Theft System
- Class-exclusive Forward Collision Warning
- Class-exclusive available Adaptive Cruise Control
- Class-exclusive Side-Wind Stabilization
- Available class-exclusive BLIS[®] (Blind Spot Information System) with Cross-Traffic Alert
- Available Forward and Reverse Sensing Systems
- Available programmable MyKey[®]
- Tire Pressure Monitoring System (excludes spare)

	2020 TRANSIT CONNECT XLT CARGO VAN
Standard Engine	2.0L GDI I-4
Max. Horsepower (hp @ rpm)	162 @ 6,500
Max. Torque (lb.-ft. @ rpm)	144 @ 4,500
Transmission	8-speed SelectShift automatic with Auto Start-Stop Technology
Max. Payload (lbs.) ⁵	1,510 (SWB); 1,550 (LWB)
Max. GVWR (lbs.) ⁵	5,130 (SWB 2.0L); 5,110 (SWB 2.5L with CNG Prep Package); 5,302 (LWB 2.0L); 5,302 (LWB 2.5L with CNG Prep Package)
Front Suspension	Independent MacPherson strut with stabilizer bar
Rear Suspension	Twist beam
Braking System (F/R)	4-wheel disc with Anti-Lock Brake System (ABS)
Steering	Electric power-assisted
Airbags	6
Wheelbase (SWB/LWB) (in.)	104.8/120.6
Length (SWB/LWB) (in.)	174.2/190.0
Width (in.)	72.2 (without mirrors)
Head Room (Driver) (in.)	46.9
Leg Room (Driver) (in.)	41.5 (max.)
Hip Room (Driver) (in.)	54.2
Shoulder Room (Driver) (in.)	57.6
Cargo Volume (max. cu. ft.) (SWB/LWB) ⁶	123.2/145.8
Turning Diameter (ft., curb-to-curb)	38.3 (SWB); 40.0 (LWB)
Fuel Tank Capacity (gal.)	15.8
EPA-Estimated Rating (city/hwy/combined mpg) ¹⁰	24/27/25
Basic Warranty Coverage ¹¹	3 years/36,000 miles
Powertrain Warranty Coverage ¹¹	5 years/60,000 miles
Corrosion Warranty Coverage ¹¹	5 years/unlimited miles
24-Hour Roadside Assistance	5 years/60,000 miles

2020 NISSAN NV200 SV
2.0L DOHC I-4
131 @ 5,200
139 @ 4,800
CVT
1,450
4,773
Independent front with stabilizer bar
Solid rear axle multi-leaf
Front disc, rear drum with Anti-Lock Brake System (ABS)
Electronic Power Assist
6
115.2
186.3
68.1 (without mirrors)
41.7
42.6
51.3
54.1
122.7
36.7
14.5
24/26/25
5 years/100,000 miles
5 years/100,000 miles
5 years/unlimited miles
3 years/36,000 miles

2019 RAM PROMASTER CITY TRADESMAN SLT CARGO VAN
2.4L I-4
178 @ 6,400
174 @ 3,800
9-speed automatic
1,883
5,395
Independent MacPherson strut
Independent bi-link with coil springs, telescopic shock absorbers and stabilizer bar
Front disc, rear drum with Anti-Lock Brake System (ABS)
Rack-and-pinion
7
122.4
187.1
72.1 (without mirrors)
45.8
40.8
52.8
59.3
131.7
42.0
16.0
21/28/24
3 years/36,000 miles
5 years/60,000 miles
5 years/unlimited miles
5 years/60,000 miles

Horsepower, torque, payload and EPA-estimated fuel economy ratings are independent attributes and may not be achieved simultaneously.

¹Class is Small Vans based on Ford segmentation. ²Driver-assist features are supplemental and do not replace the driver's attention, judgment and need to control the vehicle. ³Cargo Van: EPA-estimated rating of 24 city/27 highway/25 combined mpg. 2.0L GDI I-4 with an 8-speed automatic transmission. Passenger Wagon: EPA-estimated rating of 24 city/29 highway/26 combined mpg. 2.0L GDI I-4 FWD LWB with an 8-speed automatic transmission. Actual mileage will vary. Class is Small Vans based on Ford segmentation. ⁴Restrictions apply. See your Ford Dealership for full upfit details. ⁵When properly configured with Trailer Tow Package on Passenger Wagon LWB or Cargo Van SWB. ⁶With front-passenger seat folded (without bulkhead). ⁷Don't drive while distracted. Use voice-operated systems when possible; don't use handheld devices while driving. Some features may be locked out while the vehicle is in gear. Not all features are compatible with all phones. ⁸Requires phone with active data service and compatible software. SYNC 3 does not control 3rd-party products while in use. 3rd parties are solely responsible for their respective functionality. ⁹Always wear your safety belt and follow airbag warning label instructions. ¹⁰With standard powertrain for trim level configuration shown in chart. Actual mileage will vary. ¹¹See your dealer for limited warranty details.

Models: XL, XLT, Titanium



Transit Connect XLT Passenger Wagon. Available equipment.



TRANSIT CONNECT PASSENGER WAGON STRENGTHS

Offers the most driver-assist features in its class.¹ Elevates driver confidence levels.

Class-exclusive¹ Pre-Collision Assist with Automatic Emergency Braking (AEB).² By scanning the road ahead, this feature can alert to potential collisions with vehicles detected in the path; if an impact is imminent and no action is taken by the driver, brakes can apply automatically.

Class-exclusive available Adaptive Cruise Control.² Cruise control radar maintains a preset gap to traffic in front.

Class-exclusive Side-Wind Stabilization.² Joins AdvanceTrac[®] with RSC[®] (Roll Stability Control™) as standard equipment to help handle sudden side-wind gusts³

Transit Connect has highest overall EPA-estimated fuel economy rating among Small Vans.⁴ In the United States.

Available CNG/Propane Gaseous Engine Prep Package. Can be upfitted – through a Ford Qualified Vehicle Modifier (QVM) – to run on either Compressed Natural Gas (CNG) or propane. (Requires 2.5L engine).

Available unsurpassed towing performance.¹ A maximum capacity of 2,000 lbs.⁵

Available 3rd-row seating. With fold-flat feature.

ADDITIONAL TRANSIT CONNECT PASSENGER WAGON WHY-BUYS

- Built Ford Tough[®]
- Certified to Ford Light Commercial Vehicle Durability Standards – 150,000 miles of customer-equivalent testing
- 3 trims: XL, XLT, Titanium
- Available Taxi Package (exclusive to XL passenger wagon)
- 2.0L GDI I-4 gas engine with 8-speed SelectShift[®] automatic
- Ford Co-Pilot360™: Pre-Collision Assist with Automatic Emergency Braking (AEB), BLIS[®] (Blind Spot Information System) with Cross-Traffic Alert, Lane-Keeping System, Auto High-Beam Headlamps, and Rear View Camera
- Available vinyl flooring
- Rear liftgate or available 180° swing-open rear cargo doors
- Available roof rack (includes crossbars)
- Available panoramic fixed-glass Vista Roof[®] (includes power shade)
- Torque Vectoring Control
- Hill start assist
- Class-exclusive standard embedded modem
- Available SYNC[®] 3⁶ technology with Apple CarPlay[®] compatibility⁷ and Android Auto™ compatibility⁷
- Available class-exclusive wireless phone charging
- 110V/150W AC power outlet and two 12V powerpoints
- AdvanceTrac[®] with RSC[®] (Roll Stability Control™) and Curve Control
- Dual front airbags⁸
- Front-seat side-impact airbags⁸
- Safety Canopy[®] side-curtain airbags⁸
- SecuriLock[®] Passive Anti-Theft System
- Tilt/telescoping steering column
- Class-exclusive Forward Collision Warning
- Available class-exclusive Enhanced Active Park Assist
- Available class-exclusive BLIS[®] (Blind Spot Information System) with Cross-Traffic Alert
- Available Forward and Reverse Sensing Systems
- Available manual lumbar adjustment for driver's seat
- Fleet exclusive: available 3rd-row seating delete
- Available programmable MyKey[®]
- Tire Pressure Monitoring System (excludes spare)

Standard Engine
Max. Horsepower (hp @ rpm)
Max. Torque (lb.-ft. @ rpm)
Transmission
Max. Payload (lbs.) ⁵
Max. GVWR (lbs.) ⁵
Front Suspension
Rear Suspension
Braking System (F/R)
Steering
Airbags
Wheelbase (in.)
Length (in.)
Width (in.)
Seating Capacity
Head Room (1st/2nd/3rd row) (in.)
Leg Room (1st/2nd/3rd row) (in.)
Hip Room (1st/2nd/3rd row) (in.)
Shoulder Room (1st/2nd/3rd row) (in.)
Cargo Volume (max. cu. ft.)
Turning Diameter (ft., curb-to-curb)
Fuel Tank Capacity (gal.)
EPA-Estimated Rating (city/hwy/combined mpg) ⁹
Basic Warranty Coverage ¹⁰
Powertrain Warranty Coverage ¹⁰
Corrosion Warranty Coverage ¹⁰
24-Hour Roadside Assistance

2020 TRANSIT CONNECT XLT PASSENGER WAGON
2.0L GDI I-4
162 @ 6,500
144 @ 4,500
8-speed SelectShift automatic with Auto Start-Stop Technology
1,420
5,420
Independent MacPherson strut with stabilizer bar
Twist beam
4-wheel disc with Anti-Lock Brake System (ABS)
Electronic power-assisted
6
120.6
190.0
72.2 (without mirrors)
5–7
46.9/45.7/41.9
42.3 (max.)/37.6/35.0
54.2/58.3/47.0
57.6/58.5/56.3
106.0 (with 2nd row folded)
40.0
15.8
24/29/26
3 years/36,000 miles
5 years/60,000 miles
5 years/unlimited miles
5 years/60,000 miles

2019 RAM PROMASTER CITY WAGON SLT
2.5L I-4
178 @ 6,400
174 @ 3,800
9-speed automatic
1,713
5,395
Independent MacPherson strut
Independent bi-link with coil springs, telescopic shock absorbers and stabilizer bar
Front disc, rear drum with Anti-Lock Brake System (ABS)
Rack-and-pinion
7
122.4
187.1
84.6
5
45.8/44.0/—
40.8/36.8/—
52.8/59.2/—
59.3/ N/A /—
101.7 (with 2nd row folded)
39.1
16.0
21/28/24
3 years/36,000 miles
5 years/60,000 miles
5 years/unlimited miles
5 years/60,000 miles

Horsepower, torque, payload and EPA-estimated fuel economy ratings are independent attributes and may not be achieved simultaneously.

¹Class is Small Vans based on Ford segmentation. ²Driver-assist features are supplemental and do not replace the driver's attention, judgment and need to control the vehicle. ³LWB only. Remember that even advanced technology cannot overcome the laws of physics. It's always possible to lose control of a vehicle due to inappropriate driver input for the conditions. ⁴Passenger Wagon: EPA-estimated rating of 24 city/29 highway/26 combined mpg, 2.0L GDI I-4 FWD LWB with an 8-speed automatic transmission. Cargo Van: EPA-estimated rating of 24 city/27 highway/25 combined mpg, 2.0L GDI I-4 with an 8-speed automatic transmission. Actual mileage will vary. ⁵When properly configured with Trailer Tow Package on Passenger Wagon LWB or Cargo Van SWB. ⁶Don't drive while distracted. Use voice-operated systems when possible; don't use handheld devices while driving. Some features may be locked out while the vehicle is in gear. Not all features are compatible with all phones. ⁷Requires phone with active data service and compatible software. SYNC 3 does not control 3rd-party products while in use. 3rd parties are solely responsible for their respective functionality. ⁸Always wear your safety belt and secure children in the rear seat. ⁹With standard powertrain for trim level configuration shown in chart. Actual mileage will vary. ¹⁰See your dealer for limited warranty details.

Models: T-150, T-250, T-350, T-350 HD



T-250 Medium Roof LWB Cargo Van. Available equipment.



TRANSIT CARGO VAN STRENGTHS

Best-in-class¹ choice of model configurations. 3 roof heights: Low Roof (LR), Medium Roof (MR) and High Roof (HR). 2 wheelbases. 3 body lengths.

Best-in-class² maximum cargo height of 81.5." Carry big items in the High Roof model; allows individuals up to 6'8" tall to stand erect inside.

Class-exclusive³ 10-speed SelectShift[®] automatic transmission. Ford built – standard.

Available Intelligent all-wheel drive (AWD). All-season driving confidence; integrated into the vehicle's development to ensure it doesn't raise the load floor or seat height.

Side-Wind Stabilization. Joins AdvanceTrac[®] with RSC[®] (Roll Stability Control™) as standard equipment to help handle sudden side-wind gusts.⁴

Available power running board. An added help for access to cargo.

ADDITIONAL TRANSIT CARGO VAN WHY-BUYS

- Built Ford Tough[®] in the USA⁶
- Available 13 vocation-specific upfit ship-thrus⁷: [transitupfits.com](#)
- Available Transit Cutaways and Chassis Cabs are bases for versatile vehicles: [fordtoughtruck.com](#)
- Available dual rear wheels (DRW)
- Available sliding passenger-side door, dual sliding side doors, or 60/40 hinged passenger-side doors
- Available 253° swing-out rear cargo doors
- Cargo area tie-down hooks, plus built-in rear bumper step and rear cargo light switch
- Available extended-length running boards
- Available power-folding, heated, short-arm sideview mirrors
- Locking glove box
- Available programmable battery guard/enhanced cut-off relay
- Available SYNC[®] 3⁸ technology with Apple CarPlay[®] compatibility⁹ and Android Auto™ compatibility⁹
- Dual front airbags¹⁰
- Front-seat side-impact airbags¹⁰
- Safety Canopy[®] side-curtain airbags¹⁰
- SOS Post-Crash Alert System™
- Rear View Camera (low-mount for Low Roof; high-mount for Medium Roof and High Roof)
- Standard Pre-Collision Assist with Automatic Emergency Braking (AEB)
- Standard Lane-Keeping System
- Standard FordPass Connect™¹¹ with 4G LTE Wi-Fi hotspot capability (enables FordPass™ App¹² features when activated)
- Available Enhanced Active Park Assist
- Available Adaptive Cruise Control
- Available Front and Rear Split-View Cameras
- Available BLIS[®] (Blind Spot Information System) with Cross-Traffic Alert and Trailer Coverage
- Standard Post-Collision Braking
- Available 31-gallon fuel tank
- Available Upfitter Interface Module
- Available power-sliding passenger-side door (available Spring 2020)
- Tire Pressure Monitoring System for SRW models (excludes spare)

Available integrated trailer brake controller (TBC):² Seamlessly balances the performance of the vehicle's brakes and electric trailer brakes.

Available leather-trimmed, 10-way power, heated front seats. Long-lasting, easy-clean comfort.

Available MyKey[®]. Programmable key can encourage safety belt use, limit top speed, display an earlier low-fuel warning, and keep audio volume down.

Available Auto Start-Stop Technology. Designed to help reduce emissions: The engine shuts off at complete stops.

Available heavy-duty front axle. Extra brawn helps handle the toughest jobs.

Side-by-Side Comparison

2020 FORD T-250 CARGO VAN	
Standard Engine	3.5L PFDi V6
Max. Horsepower (hp @ rpm)	275 @ 6,500
Max. Torque (lb.-ft. @ rpm)	262 @ 3,750
Optional Engine	3.5L EcoBoost [®] V6
Max. Horsepower (hp @ rpm)	310 @ 5,000
Max. Torque (lb.-ft. @ rpm)	400 @ 2,500
Optional Engine	—
Max. Horsepower (hp @ rpm)	—
Max. Torque (lb.-ft. @ rpm)	—
Transmission	10-speed SelectShift automatic
Max. Payload (lbs.) ¹³	4,030 (LR); 3,900 (MR); 3,680 (HR); 3,480 (HR EL)
Max. GVWR (lbs.) ¹³	9,070 (LR, MR, HR)
Max. Towing (lbs.) ¹³	7,500 (LR); 7,400 (MR); 7,200 (HR); 7,000 (HR EL)
Max. GCWR (lbs.) ¹³	13,500
Front Suspension	Independent MacPherson strut with stabilizer bars
Rear Suspension	Leaf springs with heavy-duty gas shock absorbers
Braking System (F/R)	Disc/disc with Anti-Lock Brake System (ABS)
Steering	Electric power-assisted steering (EPAS)
Airbags	6
Wheelbase (in.)	LR (Regular) 129.9
Length (in.)	LR (Long) 147.6
Width (SRW) (in.)	MR (Regular) 129.9
Head Room (Driver) (in.)	MR (Long) 147.6
Leg Room (Driver) (in.)	HR (Long) 147.6
Hip Room (Driver) (in.)	HR EL (Long) 147.6
Shoulder Room (Driver) (in.)	129.9
Cargo Volume (max. cu. ft.)	237.6
Cargo Length (at floor) (in.)	217.8
Cargo Width (at wheelhouse) (SRW) (in.)	235.5
Cargo Interior Height (max.) (in.)	235.5
Door Opening Width – Side (in.)	263.9
Door Opening Width – Rear (in.)	81.3
Door Opening Height (side/rear) (in.)	81.3
Fuel Tank Capacity (gal.)	(without mirrors) 81.3
Basic Warranty Coverage ¹⁴	40.8
Powertrain Warranty Coverage ¹⁴	40.8
Corrosion Warranty Coverage ¹⁴	52.0
24-Hour Roadside Assistance	52.0

2020 FORD T-250 CARGO VAN					
LR (Regular)	LR (Long)	MR (Regular)	MR (Long)	HR (Long)	HR EL (Long)
129.9	147.6	129.9	147.6	147.6	147.6
219.9	237.6	217.8	235.5	235.5	263.9
81.3 (without mirrors)	81.3 (without mirrors)	81.3 (without mirrors)	81.3 (without mirrors)	81.3 (without mirrors)	81.3 (without mirrors)
40.8	40.8	52.0	52.0	56.6	56.6
41.3 (max.)	41.3 (max.)	41.3 (max.)	41.3 (max.)	41.3 (max.)	41.3 (max.)
60.7	60.7	60.7	60.7	60.7	60.7
67.9	67.9	67.9	67.9	67.9	67.9
280.9	311.9	358.7	400.5	453.4	536.4
126.0	143.7	126.0	143.7	143.7	172.2
54.8	54.8	54.8	54.8	54.8	54.8
56.9	56.9	72.0	72.0	81.5	81.5
51.2	51.2	51.2	51.2	51.2	51.2
61.7	61.7	61.7	61.7	61.7	61.7
49.6/49.5	49.6/49.5	63.0/64.9	63.0/64.9	63.0/74.3	63.0/74.3
25.0	25.0	25.0	25.0	25.0	25.0
3 years/36,000 miles					
5 years/60,000 miles					
5 years/unlimited miles					
5 years/60,000 miles					

2020 CHEVROLET EXPRESS 2500 CARGO VAN	
4.3L V6	276 @ 5,200
276 @ 5,200	298 @ 3,900
6.0L Vortec V8 FFV	341 @ 5,400
341 @ 5,400	373 @ 4,200
2.8L Duramax [®] Turbo Diesel I-4	181 @ 3,400
181 @ 3,400	369 @ 2,000
8-speed automatic (with 4.3L)	3,280
3,280	8,600
7,400	13,000
Independent with coil springs and stabilizer bar	Hypoid drive axle with multi-leaf springs
Hypoid drive axle with multi-leaf springs	Disc/disc with Anti-Lock Brake System (ABS)
Disc/disc with Anti-Lock Brake System (ABS)	Power
Power	6
STANDARD ROOF	135.2
135.2	224.1
79.2 (without mirrors)	40.9
40.9	41.3
41.3	65.5
65.5	68.8
239.4	239.4
154.7	52.4
52.4	55.0
55.0	45.2
45.2	53.4 (at beltline)
53.4 (at beltline)	N/A / 49.4
N/A / 49.4	31.0
31.0	3 years/36,000 miles
3 years/36,000 miles	5 years/60,000 miles
5 years/60,000 miles	6 years/100,000 miles
6 years/100,000 miles	5 years/60,000 miles

2019 MERCEDES-BENZ SPRINTER 2500 CARGO VAN			
3.0L V6 Turbo Diesel	188 @ 3,800	325 @ 1,400	—
188 @ 3,800	—	—	—
325 @ 1,400	—	—	—
—	—	—	—
—	—	—	—
—	—	—	—
5-speed automatic (with 3.0L)	3,501 (LR); 3,104 (HR); 2,983 (HR EL)	8,550	5,000
3,501 (LR); 3,104 (HR); 2,983 (HR EL)	8,550	13,550	Independent front with reinforced leaf springs
8,550	5,000	13,550	Solid rear axle with reinforced leaf springs
5,000	13,550	Disc/disc with Anti-Lock Brake System (ABS)	Disc/disc with Anti-Lock Brake System (ABS)
13,550	Independent front with reinforced leaf springs	Power rack-and-pinion	Power
Independent front with reinforced leaf springs	Solid rear axle with reinforced leaf springs	Power	6
Solid rear axle with reinforced leaf springs	Disc/disc with Anti-Lock Brake System (ABS)	Power	LR
Disc/disc with Anti-Lock Brake System (ABS)	Power rack-and-pinion	Power	HR
Power rack-and-pinion	Power	Power	HR EL
Power	6	6	136
6	4	4	159
4	LR	LR	213.1
LR	HR	HR	236.1
HR	HR EL	HR EL	250.5
HR EL	144.3	170.3	80.7 (without mirrors)
144.3	170.3	170.3	80.7 (without mirrors)
170.3	233.3	289.8	80.7 (without mirrors)
233.3	274.1	289.8	N/A
274.1	95.5 (with mirrors)	95.5 (with mirrors)	N/A
95.5 (with mirrors)	95.5 (with mirrors)	95.5 (with mirrors)	N/A
95.5 (with mirrors)	47.1	56.7	N/A
47.1	56.7	56.7	N/A
56.7	38.9	38.9	N/A
38.9	63.5	63.5	N/A
63.5	67.7	67.7	N/A
67.7	319.1	486.5	303.7
319.1	486.5	530	420.2
486.5	137.4	193.9	462.8
137.4	53.1	53.1	122.8
53.1	53.1	53.1	145.9
53.1	66.5	77.8	160.2
66.5	77.8	77.8	55.8
77.8	51.2	51.2	55.8
51.2	51.2	51.2	65.4
51.2	61.5	61.5	76.0
61.5	61.5	61.5	76.0
61.5	59.8/60.6	71.7/72.4	49.2
59.8/60.6	71.7/72.4	71.7/72.4	49.2
71.7/72.4	24.5	24.5	55.9
24.5	24.5	24.5	55.9
24.5	3 years/36,000 miles	3 years/36,000 miles	59.8/59.8
3 years/36,000 miles	5 years/100,000 miles	5 years/100,000 miles	69.0/70.5
5 years/100,000 miles	5 years/100,000 miles	5 years/100,000 miles	69.0/70.5
5 years/100,000 miles	3 years/36,000 miles	3 years/36,000 miles	24.0
3 years/36,000 miles	5 years/100,000 miles	5 years/100,000 miles	24.0
5 years/100,000 miles	5 years/100,000 miles	5 years/100,000 miles	3 years/36,000 miles
5 years/100,000 miles	5 years/100,000 miles	5 years/100,000 miles	5 years/60,000 miles
5 years/100,000 miles	5 years/100,000 miles	5 years/100,000 miles	5 years/100,000 miles
5 years/100,000 miles	5 years/100,000 miles	5 years/100,000 miles	5 years/100,000 miles

2019 RAM PROMASTER 2500		
3.6L Pentastar V6	280 @ 6,400	260 @ 4,175
280 @ 6,400	—	—
260 @ 4,175	—	—
—	—	—
—	—	—
—	—	—
6-speed automatic	3,900 (LR); 4,020 (HR); 4,340 (HR EL)	8,550 (LR); 8,900 (HR); 9,350 (HR EL)
3,900 (LR); 4,020 (HR); 4,340 (HR EL)	8,550 (LR); 8,900 (HR); 9,350 (HR EL)	5,100
8,550 (LR); 8,900 (HR); 9,350 (HR EL)	5,100	11,500
5,100	11,500	Double A-arm
11,500	Double A-arm	Beam axle with leaf springs
Double A-arm	Beam axle with leaf springs	Disc/disc with Anti-Lock Brake System (ABS)
Beam axle with leaf springs	Disc/disc with Anti-Lock Brake System (ABS)	Power
Disc/disc with Anti-Lock Brake System (ABS)	Power	6
Power	6	LR
6	LR	HR
LR	HR	HR EL
HR	HR EL	136
HR EL	144.3	159
144.3	170.3	213.1
170.3	233.3	236.1
233.3	274.1	250.5
274.1	95.5 (with mirrors)	95.5 (with mirrors)
95.5 (with mirrors)	95.5 (with mirrors)	95.5 (with mirrors)
95.5 (with mirrors)	47.1	56.7
47.1	56.7	56.7
56.7	38.9	38.9
38.9	63.5	63.5
63.5	67.7	67.7
67.7	319.1	486.5
319.1	486.5	530
486.5	137.4	193.9
137.4	53.1	53.1
53.1	53.1	53.1
53.1	66.5	77.8
66.5	77.8	77.8
77.8	51.2	51.2
51.2	51.2	51.2
51.2	61.5	61.5
61.5	61.5	61.5
61.5	59.8/60.6	71.7/72.4
59.8/60.6	71.7/72.4	71.7/72.4
71.7/72.4	24.5	24.5
24.5	24.5	24.5
24.5	3 years/36,000 miles	3 years/36,000 miles
3 years/36,000 miles	5 years/60,000 miles	5 years/60,000 miles
5 years/60,000 miles	5 years/100,000 miles	5 years/100,000 miles
5 years/100,000 miles	5 years/100,000 miles	5 years/100,000 miles
5 years/100,000 miles	3 years/36,000 miles	3 years/36,000 miles
3 years/36,000 miles	5 years/100,000 miles	5 years/100,000 miles
5 years/100,000 miles	5 years/100,000 miles	5 years/100,000 miles
5 years/100,000 miles	5 years/100,000 miles	5 years/100,000 miles
5 years/100,000 miles	5 years/100,000 miles	5 years/100,000 miles

Horsepower, torque, payload and towing are independent attributes and may not be achieved simultaneously.

¹Class is Full-Size Vans based on Ford segmentation. Based on body type, body length, wheelbase and roof height. ²Class is Full-Size Vans based on Ford segmentation. Excludes other Ford models. ³Class is Full-Size Vans based on Ford segmentation. ⁴Remember that even advanced technology cannot overcome the laws of physics. It's always possible to lose control of a vehicle due to inappropriate driver input for the conditions. ⁵Trailer brake controller verified to be compatible with electrically actuated drum brakes and certain electric-over-hydraulic brake systems. See your Ford Dealer for details. ⁶Assembled in the USA with domestic and foreign parts. ⁷Restrictions apply. See your Ford Dealership for full upfit details. ⁸Don't drive while distracted. Use voice-operated systems when possible; don't use handheld devices while driving. Some features may be locked out while the vehicle is in gear. Not all features are compatible with all phones. ⁹Requires phone with active data service and compatible software. SYNC 3 does not control 3rd-party products while in use. 3rd parties are solely responsible for their respective functionality. ¹⁰Always wear your safety belt and follow airbag warning label instructions. ¹¹At purchase, the FordPass Connect modem is connected and sending vehicle data (e.g., diagnostics) to Ford. To disable, or for more information, see in-vehicle connectivity settings. Learn more at [www.FordConnected.com](#). FordPass Connect (optional on select vehicles), the FordPass App, and complimentary Connected Service are required for remote features (see FordPass Terms for details). Connected service and features depend on compatible AT&T network availability. Evolving technology/cellular networks/vehicle capability may limit functionality and prevent operation of connected features. Connected service excludes Wi-Fi hotspot. ¹²FordPass App, compatible with select smartphone platforms, is available via a download. Message and data rates may apply. ¹³When properly equipped. ¹⁴See your dealer for limited warranty details.

Models: T-150, T-250, T-350, T-350 HD



TRANSIT CREW VAN STRENGTHS

Defining Transit Crew Van. It comes complete with 2nd-row 3-passenger seating.

Best-in-class¹ choice of model configurations. 3 roof heights: Low Roof (LR; coming Spring 2020), Medium Roof (MR) and High Roof (HR). 2 wheelbases. 3 body lengths.

Best-in-class² maximum cargo height of 81.5" Carry big items in the High Roof model; allows individuals up to 6'4" tall to stand erect inside.

Class-exclusive³ 10-speed SelectShift[®] automatic transmission. Ford built – standard.

Available Intelligent all-wheel drive (AWD). All-season driving confidence; integrated into the vehicle's development to ensure it doesn't raise the load floor or seat height.

Side-Wind Stabilization. Joins AdvanceTrac[®] with RSC[®] (Roll Stability Control™) as standard equipment to help handle sudden side-wind gusts.⁴

Available power running board. An added help for access to cargo.

Available integrated trailer brake controller (TBC).⁵ Seamlessly balances the performance of the vehicle's brakes and electric trailer brakes.

Available leather-trimmed, 10-way power, heated front seats. Long-lasting, easy-clean comfort.

Available MyKey.[®] Programmable key can encourage safety belt use, limit top speed, display an earlier low-fuel warning, and keep audio volume down.

Available Auto Start-Stop Technology. Designed to help reduce emissions: The engine shuts off at complete stops.

Available heavy-duty front axle. Extra brawn helps handle the toughest jobs.

ADDITIONAL TRANSIT CREW VAN WHY-BUYS

- Built Ford Tough[®] in the USA⁶
- Available 13 vocation-specific upfit ship-thrus⁷: *transitupfits.com*
- Available dual rear wheels (DRW)
- Available 253" hinged rear cargo doors
- Cargo area tie-down hooks, plus built-in rear bumper step and rear cargo light switch
- Available extended-length running boards
- Available power-folding, heated, short-arm sideview mirrors
- Locking glove box
- Available programmable battery guard/enhanced cut-off relay
- Available SYNC[®] 3[®] technology with Apple CarPlay[®] compatibility⁹ and Android Auto™ compatibility⁹
- Dual front airbags¹⁰
- Front-seat side-impact airbags¹⁰
- Safety Canopy[®] side-curtain airbags¹⁰
- SOS Post-Crash Alert System™
- Rear View Camera (low-mount for Low Roof; high-mount for Medium Roof and High Roof)
- Standard Pre-Collision Assist with Automatic Emergency Braking (AEB)
- Standard Lane-Keeping System
- Standard FordPass Connect™¹¹ with 4G LTE Wi-Fi hotspot capability (enables FordPass™ App¹² features when activated)
- Available Enhanced Active Park Assist
- Available Adaptive Cruise Control
- Available Front and Rear Split-View Cameras
- Available BLIS[®] (Blind Spot Information System) with Cross-Traffic Alert and Trailer Coverage
- Standard Post-Collision Braking
- Available 31-gallon fuel tank
- Available Upfitter Interface Module
- Available HID headlamps
- Tire Pressure Monitoring System for SRW models (excludes spare)

	2020 FORD T-250 CREW VAN		
	3.5L PFDi V6		
Max. Horsepower (hp @ rpm)	275 @ 6,500		
Max. Torque (lb.-ft. @ rpm)	262 @ 3,750		
	3.5L EcoBoost [®] V6		
Max. Horsepower (hp @ rpm)	310 @ 5,000		
Max. Torque (lb.-ft. @ rpm)	400 @ 2,500		
	—		
Max. Horsepower (hp @ rpm)	—		
Max. Torque (lb.-ft. @ rpm)	—		
	10-speed SelectShift automatic		
Max. Payload (lbs.) ¹³	3,700 (LR); 3,570 (MR); 3,360 (HR)		
Max. GVWR (lbs.) ¹³	9,070 (LR, MR, HR)		
Max. Towing (lbs.) ¹³	7,100 (LR); 6,400 (MR); 6,200 (HR)		
Max. GCWR (lbs.) ¹³	12,600		
Front Suspension	Independent MacPherson strut with stabilizer bars		
Rear Suspension	Leaf springs with heavy-duty gas shock absorbers		
Braking System (F/R)	Disc/disc with Anti-Lock Brake System (ABS)		
Steering	Electric power-assisted steering (EPAS)		
Airbags	6		
	LR	MR	HR
Wheelbase (in.)	129.9	129.9	147.6
Length (in.)	219.9	217.8	235.5
Width (SRW) (in.)	81.3 (without mirrors)	81.3 (without mirrors)	81.3 (without mirrors)
Head Room (1st/2nd row) (in.)	40.8/41.5	52.0/58.4	56.6/68.0
Leg Room (1st max./2nd row) (in.)	41.3/34.2	41.3/34.2	41.3/34.2
Hip Room (1st/2nd row) (in.)	60.7/70.9	60.7/70.9	60.7/70.9
Shoulder Room (1st/2nd row) (in.)	67.9/72.6	67.9/72.6	67.9/72.6
Cargo Volume (behind 2nd row) (max. cu. ft.)	158.4	220.4	300.2
Cargo Length (behind 2nd row at floor) (in.)	90.2	90.2	108.0
Cargo Width (at wheelhouse) (SRW) (in.)	54.8	54.8	54.8
Cargo Interior Height (max.) (in.)	56.9	72.0	81.5
Door Opening Width – Side (in.)	51.2	51.2	51.2
Door Opening Width – Rear (in.)	61.7	61.7	61.7
Door Opening Height (side/rear) (in.)	49.6/49.5	63.0/64.9	63.0/74.3
Fuel Tank Capacity (gal.)	25.0	25.0	25.0
Basic Warranty Coverage ¹⁴	3 years/36,000 miles		
Powertrain Warranty Coverage ¹⁴	5 years/60,000 miles		
Corrosion Warranty Coverage ¹⁴	5 years/unlimited miles		
24-Hour Roadside Assistance	5 years/60,000 miles		

2020 FORD T-250 CREW VAN		
3.5L PFDi V6		
275 @ 6,500		
262 @ 3,750		
3.5L EcoBoost [®] V6		
310 @ 5,000		
400 @ 2,500		
—		
—		
—		
10-speed SelectShift automatic		
3,700 (LR); 3,570 (MR); 3,360 (HR)		
9,070 (LR, MR, HR)		
7,100 (LR); 6,400 (MR); 6,200 (HR)		
12,600		
Independent MacPherson strut with stabilizer bars		
Leaf springs with heavy-duty gas shock absorbers		
Disc/disc with Anti-Lock Brake System (ABS)		
Electric power-assisted steering (EPAS)		
6		
LR	MR	HR
129.9	129.9	147.6
219.9	217.8	235.5
81.3 (without mirrors)	81.3 (without mirrors)	81.3 (without mirrors)
40.8/41.5	52.0/58.4	56.6/68.0
41.3/34.2	41.3/34.2	41.3/34.2
60.7/70.9	60.7/70.9	60.7/70.9
67.9/72.6	67.9/72.6	67.9/72.6
158.4	220.4	300.2
90.2	90.2	108.0
54.8	54.8	54.8
56.9	72.0	81.5
51.2	51.2	51.2
61.7	61.7	61.7
49.6/49.5	63.0/64.9	63.0/74.3
25.0	25.0	25.0
3 years/36,000 miles		
5 years/60,000 miles		
5 years/unlimited miles		
5 years/60,000 miles		

2020 CHEVROLET EXPRESS 2500 CARGO VAN		
4.3L V6		
276 @ 5,200		
298 @ 3,900		
6.0L Vortec V8 FFV		
341 @ 5,400		
373 @ 4,200		
2.8L Duramax [®] Turbo Diesel I-4		
181 @ 3,400		
369 @ 2,000		
8-speed automatic (with 4.3L)		
3,280		
8,600		
7,400		
13,000		
Independent with coil springs and stabilizer bar		
Hypoid drive axle with multi-leaf springs		
Disc/disc with Anti-Lock Brake System (ABS)		
Power		
6		
STANDARD ROOF		
135.2		
224.1		
79.2 (without mirrors)		
40.9		
41.3		
65.5		
68.8		
239.4		
154.7		
52.4		
55.0		
45.2		
53.4 (at beltline)		
N/A / 49.4		
31.0		
3 years/36,000 miles		
5 years/60,000 miles		
6 years/100,000 miles		
5 years/60,000 miles		

2019 MERCEDES-BENZ SPRINTER 2500 CARGO VAN		
3.0L V6 Turbo Diesel		
188 @ 3,800		
325 @ 1,400		
—		
—		
—		
—		
—		
—		
5-speed automatic (with 3.0L)		
3,501 (LR); 3,104 (HR); 2,983 (HR EL)		
8,550		
5,000		
13,550		
Independent front with reinforced leaf springs		
Solid rear axle with reinforced leaf springs		
Disc/disc with Anti-Lock Brake System (ABS)		
Power rack-and-pinion		
4		
LR	HR	HR EL
144.3	170.3	170.3
233.3	274.1	289.8
95.5 (with mirrors)	95.5 (with mirrors)	95.5 (with mirrors)
47.1	56.7	56.7
38.9	38.9	38.9
63.5	63.5	63.5
67.7	67.7	67.7
319.1	486.5	530
137.4	178.2	193.9
53.1	53.1	53.1
66.5	77.8	77.8
51.2	51.2	51.2
61.5	61.5	61.5
59.8/60.6	71.7/72.4	71.7/72.4
24.5	24.5	24.5
3 years/36,000 miles		
5 years/100,000 miles		
5 years/100,000 miles		
3 years/36,000 miles		

2019 RAM PROMASTER 2500		
3.6L Pentastar V6		
280 @ 6,400		
260 @ 4,175		
—		
—		
—		
—		
—		
—		
6-speed automatic		
3,900 (LR); 4,020 (HR); 4,340 (HR EL)		
8,550 (LR); 8,900 (HR); 9,350 (HR EL)		
5,100		
11,500		
Double A-arm		
Beam axle with leaf springs		
Disc/disc with Anti-Lock Brake System (ABS)		
Power		
6		
LR	HR	HR EL
136	159	159
213.1	236.1	250.5
80.7 (without mirrors)	80.7 (without mirrors)	80.7 (without mirrors)
N/A	N/A	N/A
N/A	N/A	N/A
N/A	N/A	N/A
N/A	N/A	N/A
303.7	420.2	462.8
122.8	145.9	160.2
55.8	55.8	55.8
65.4	76.0	76.0
49.2	49.2	49.2
55.9	55.9	55.9
58.5/59.8	69.0/70.5	69.0/70.5
24.0	24.0	24.0
3 years/36,000 miles		
5 years/60,000 miles		
5 years/100,000 miles		
5 years/100,000 miles		

¹Class is Full-Size Vans based on Ford segmentation. Based on body type, body length, wheelbase and roof height. ²Class is Full-Size Vans based on Ford segmentation. Excludes other Ford models. ³Class is Full-Size Vans based on Ford segmentation. ⁴Remember that even advanced technology cannot overcome the laws of physics. It's always possible to lose control of a vehicle due to inappropriate driver input for the conditions. ⁵Trailer brake controller verified to be compatible with electrically actuated drum brakes and certain electric-over-hydraulic brake systems. See your Ford Dealer for details. ⁶Assembled in the USA with domestic and foreign parts. ⁷Restrictions apply. See your Ford Dealership for full upfit details. ⁸Don't drive while distracted. Use voice-operated systems when possible; don't use handheld devices while driving. Some features may be locked out while the vehicle is in gear. Not all features are compatible with all phones. ⁹Requires phone with active data service and compatible software. SYNC 3 does not control 3rd-party products while in use. 3rd parties are solely responsible for their respective functionality. ¹⁰Always wear your safety belt and follow airbag warning label instructions. ¹¹At purchase, the FordPass Connect modem is connected and sending vehicle data (e.g., diagnostics) to Ford. To disable, or for more information, see in-vehicle connectivity settings. Learn more at www.FordConnected.com. FordPass Connect (optional on select vehicles), the FordPass App, and complimentary Connected Service are required for remote features (see FordPass Terms for details). Connected service and features depend on compatible AT&T network availability. Evolving technology/cellular networks/vehicle capability may limit functionality and prevent operation of connected features. Connected service excludes Wi-Fi hotspot. ¹²FordPass App, compatible with select smartphone platforms, is available via a download. Message and data rates may apply. ¹³When properly equipped. ¹⁴See your dealer for limited warranty details.

Models: T-150 XL, T-150 XLT, T-350 XL, T-350 XLT, T-350 HD XL, T-350 HD XLT



T-350 HD XLT High Roof LWB EL Passenger Van. Available equipment.



TRANSIT PASSENGER VAN STRENGTHS

Best-in-class¹ choice of model configurations. 3 roof heights: Low Roof (LR), Medium Roof (MR) and High Roof (HR). 2 wheelbases. 3 body lengths.

Class-exclusive¹ 10-speed SelectShift[®] automatic transmission. Ford built.

Available Intelligent all-wheel drive (AWD). All-season driving confidence; integrated into the vehicle's development to ensure it doesn't raise the load floor or seat height.

Industry-first 5-row side-curtain airbag² On the 15-passenger van.

Available power running board. An added help for rear passengers.

Side-Wind Stabilization. Joins AdvanceTrac[®] with RSC[®] (Roll Stability Control™) as standard equipment to help handle sudden side-wind gusts³

Available power-folding sideview mirrors. Adjustable convenience.

Available integrated trailer brake controller (TBC).⁴ Seamlessly balances the performance of the vehicle's brakes and electric trailer brakes.

Available leather-trimmed, 10-way power, heated front seats. Long-lasting, easy-clean comfort.

Available MyKey.[®] Programmable key can encourage safety belt use, limit top speed, display an earlier low-fuel warning, and keep audio volume down.

Available Auto Start-Stop Technology. Designed to help reduce emissions: The engine shuts off at complete stops.

Available heavy-duty front axle. Extra brawn helps handle the toughest jobs.

ADDITIONAL TRANSIT PASSENGER VAN WHY-BUYS

- 2020 NHTSA 5-Star Side Crash Safety Rating⁵ (8, 10, 12, and 15 passengers)
- Built Ford Tough[®] in the USA⁶
- Tested for more than 7 million customer-equivalent miles
- 2 series
- Available in 2-, 5-, 8-, 10-, 12-, 14- and 15-passenger versions
- Most interior configurations feature a center aisle, plus ample leg room and wide-opening side doors
- Available 253° swing-out rear cargo doors
- Electric power-assisted steering
- Available SYNC[®] 3⁷ technology with Apple CarPlay[®] compatibility⁸ and Android Auto™ compatibility⁸
- Dual front airbags²
- Front-seat side-impact airbags²
- Safety Canopy[®] side-curtain airbags²
- SOS Post-Crash Alert System™
- Rear View Camera (low-mount for LR; high-mount for MR and HR)
- Standard Pre-Collision Assist with Automatic Emergency Braking (AEB)
- Standard Lane-Keeping System
- Standard FordPass Connect™⁹ with 4G LTE Wi-Fi hotspot capability (enables FordPass™ App¹⁰ features when activated)
- Available Enhanced Active Park Assist
- Available Adaptive Cruise Control
- Available Front and Rear Split-View Cameras
- Available BLIS[®] (Blind Spot Information System) with Cross-Traffic Alert and Trailer Coverage
- Standard Post-Collision Braking
- Available 31-gallon fuel tank
- Available Upfitter Interface Module
- Available power-sliding passenger-side door¹¹
- Available HID headlamps
- Tire Pressure Monitoring System for SRW models (excludes spare)

	Standard Engine
	Max. Horsepower (hp @ rpm)
	Max. Torque (lb.-ft. @ rpm)
	Optional Engine
	Max. Horsepower (hp @ rpm)
	Max. Torque (lb.-ft. @ rpm)
	Optional Engine
	Max. Horsepower (hp @ rpm)
	Max. Torque (lb.-ft. @ rpm)
	Transmission
	Max. Payload (lbs.) ¹²
	Max. GVWR (lbs.) ¹²
	Max. Towing (lbs.) ¹²
	Max. GCWR (lbs.) ¹²
	Front Suspension
	Rear Suspension
	Braking System (F/R)
	Steering
	Airbags
	Wheelbase (in.)
	Length (in.)
	Width (in.)
	Seating Capacity
	Head Room (1st/2nd/3rd/4th/5th row) (in.)
	Leg Room (1st [max.]/2nd/3rd/4th/5th row) (in.)
	Hip Room (1st/2nd/3rd/4th/5th row) (in.)
	Shoulder Room (1st/2nd/3rd/4th/5th row) (in.)
	Door Opening Width (side/rear) (in.)
	Door Opening Height (side/rear) (in.)
	Fuel Tank Capacity (gal.)
	Basic Warranty Coverage ¹³
	Powertrain Warranty Coverage ¹³
	Corrosion Warranty Coverage ¹³
	24-Hour Roadside Assistance

2020 FORD T-350 HD XLT HIGH ROOF LONG WHEELBASE EXTENDED LENGTH PASSENGER VAN
3.5L PFDI V6
275 @ 6,500
262 @ 3,750
3.5L EcoBoost [®] V6
310 @ 5,000
400 @ 2,500
—
—
—
10-speed SelectShift automatic
3,420
10,360
3,700
11,200
Independent MacPherson strut with stabilizer bars
Leaf springs with heavy-duty gas shock absorbers
Disc/disc with Anti-Lock Brake System (ABS)
Electric power-assisted steering (EPAS)
6
147.6
263.9
81.3 (without mirrors)
2/10/14/15
56.6/65.2/65.2/65.2/61.3
41.3/33.7/35.6/35.6/35.6
60.7/69.6/67.3/68.0/68.0
67.9/71.4/67.0/67.8/67.8
51.2/59.8
63.0/72.2
25.0
3 years/36,000 miles
5 years/60,000 miles
5 years/unlimited miles
5 years/60,000 miles

2020 NISSAN NV HD S PASSENGER WAGON
4.0L DOHC V6
261 @ 5,600
281 @ 4,000
5.6L DOHC V8
375 @ 5,800
387 @ 4,000
—
—
—
5-speed automatic
2,800
9,520
6,200
N/A
Independent double-wishbone
Multi-leaf solid axle
Disc/disc with Anti-Lock Brake System (ABS)
Hydraulic recirculating ball
8
146.1
240.6
79.9 (without mirrors)
12
42.8/39.6/39.8/39.6/—
42.0/33.9/38.5/38.5/—
60.6/70.4/67.2/68.6/—
65.7/69.2/66.6/68.1/—
41.7/61.6
61.6/49.8
28.0
5 years/100,000 miles
5 years/100,000 miles
5 years/unlimited miles
3 years/36,000 miles

2020 CHEVROLET EXPRESS LS 3500 EXTENDED LENGTH PASSENGER WAGON
4.3L V6
276 @ 5,200
298 @ 3,900
6.0L Vortec V8 FFV
341 @ 5,400
373 @ 4,200
2.8L Duramax [®] Turbo Diesel I-4
181 @ 3,400
369 @ 2,000
8-speed automatic
3,210
9,600
6,700
13,000
Independent with coil spring and stabilizer bars
Rear hypoid-drive axle with multi-leaf springs
Disc/disc with Anti-Lock Brake System (ABS)
Power
6
155.0
243.9
79.2 (without mirrors)
12/15
40.8/38.4/38.5/38.3/37.5
41.3/36.3/36.5/36.5/34.1
65.4/65.6/63.2/65.6/62.8
68.8/68.6/65.7/69.1/62.9
45.3/53.4
46.7/45.7
31.0
3 years/36,000 miles
5 years/60,000 miles
6 years/100,000 miles
5 years/60,000 miles

2019 MERCEDES-BENZ SPRINTER 2500 HIGH ROOF EXTENDED LENGTH PASSENGER WAGON
3.0L Turbo Diesel V6
188 @ 3,800
325 @ 1,400–2,400
—
—
—
—
—
5-speed automatic
2,322
8,550
5,000
13,550
Independent front with reinforced leaf springs
Solid rear axle with reinforced leaf springs
Disc/disc with Anti-Lock Brake System (ABS)
Power rack-and-pinion
4
170.0
274.1
95.5 (with mirrors)
12
56.7/58.8/59.7/60.6
38.9/39.1/40.1/40.1
63.5/69.9/68.5/69.9
67.7/70.1/68.6/70.0
51.2/61.5
71.7/72.4
24.5
3 years/36,000 miles
5 years/100,000 miles
5 years/100,000 miles
3 years/36,000 miles

Horsepower, torque, payload and towing are independent attributes and may not be achieved simultaneously.

¹Class is Full-Size Vans based on Ford segmentation. ²Always wear your safety belt and follow airbag warning label instructions. ³Remember that even advanced technology cannot overcome the laws of physics. It's always possible to lose control of a vehicle due to inappropriate driver input for the conditions. ⁴Trailer brake controller verified to be compatible with electrically actuated drum brakes and certain electric-over-hydraulic brake systems. See your Ford Dealer for details. ⁵Government 5-Star Safety Ratings are part of the National Highway Traffic Safety Administration's (NHTSA's) New Car Assessment Program (www.nhtsa.gov). ⁶Assembled in the USA with domestic and foreign parts. ⁷Don't drive while distracted. Use voice-operated systems when possible; don't use handheld devices while driving. Some features may be locked out while the vehicle is in gear. Not all features are compatible with all phones. ⁸Requires phone with active data service and compatible software. SYNC 3 does not control 3rd-party products while in use. 3rd parties are solely responsible for their respective functionality. ⁹At purchase, the FordPass Connect modem is connected and sending vehicle data (e.g., diagnostics) to Ford. To disable, or for more information, see in-vehicle connectivity settings. Learn more at www.FordConnected.com. FordPass Connect (optional on select vehicles), the FordPass App, and complimentary Connected Service are required for remote features (see FordPass Terms for details). Connected service and features depend on compatible AT&T network availability. Evolving technology/cellular networks/vehicle capability may limit functionality and prevent operation of connected features. Connected service excludes Wi-Fi hotspot. ¹⁰FordPass App, compatible with select smartphone platforms, is available via a download. Message and data rates may apply. ¹¹Available Spring 2020. ¹²When properly equipped. ¹³See your dealer for limited warranty details.

Models: E-350 Cutaway, E-450 Cutaway



E-450 DRW Cutaway. Available equipment.



E-SERIES CUTAWAY STRENGTHS

E-Series has been in continuous production for 58 years. With over 2.7 million vehicles still on the road.¹

All-new 7.3L V8 gas engine. Built by Ford, and featuring an all-new cam-in-block, overhead-valve architecture; the cast-iron block and forged-steel crankshaft help maximize durability.

7.3L V8 Premium engine – standard with higher output. Delivers 350 hp @ 3,900 rpm, and 468 lb.-ft. of torque @ 3,900 rpm.

Available 7.3L V8 Economy engine – optional for operational efficiencies. Produces 300 hp @ 3,750 rpm, plus 425 lb.-ft. of torque @ 3,250 rpm.

AdvanceTrac® electronic stability control.² This system helps the driver maintain vehicle stability in adverse driving situations or when making evasive maneuvers on slippery pavement: It monitors the vehicle's cornering behavior with steering angle, lateral acceleration and yaw sensors; and automatically makes braking and throttle adjustments to help maintain control whenever it detects wheelslip, understeer, oversteer or roll motion by using Anti-Lock Brake System (ABS) and traction control components.

Available pre-wired, user-defined upfitter switches. Centered at the top of the instrument panel to help seamlessly operate up to 4 high-power relays.

Available manual telescoping trailer tow mirrors. Retract or fold for improved clearance in tight spaces.

ADDITIONAL E-SERIES CUTAWAY WHY-BUYS

- Built Ford Tough®
- Available E-350 Cutaway – SRW or DRW
- Body-on-frame build
- Available factory-installed ambulance, motorhome, school bus and shuttle bus prep packages
- Available CNG/Propane Gaseous Engine Prep Package³
- Available Driver-Assist Technology Package: Automatic Emergency Braking (AEB), Distance Alert/Distance Indication, Post-Collision Braking, Adaptive Cruise Control, Lane-Keeping System with Lane-Keeping Alert and Driver Alert, and Auto High-Beam Headlamps
- Available engine block heater
- 55-gallon fuel tank
- Auxiliary fuel port
- E-coated frame rails
- Available frame spacers
- Twin-I-beam front axle and full-floating rear axle
- Available limited-slip rear axle
- TorqShift® 6-speed automatic overdrive with tow/haul mode
- Transmission oil cooler
- Available 240-amp extra-heavy-duty alternator and dual 240-amp/157-amp alternator combination
- Maintenance-free 78-amp battery
- Modified vehicle wiring kit and system
- Available speed limitation (fleet exclusive)
- Fleet telematics modem
- Dual USB charge ports and 12V powerpoint
- Dual front airbags⁴
- Available passenger-side airbag cut-off switch or passenger-side airbag delete
- Available door-length running boards
- Black grille and painted black bumper, or available chrome grille and chrome bumper
- Dual sealed-beam headlamps (available with fixed lens)
- Available backup camera kit
- High-back front bucket seats with vinyl trim, plus inboard folding armrests
- Available dual captain's chairs
- Center console with color-keyed Slimline engine cover, dual bin stowage and 3 cupholders
- Front air conditioning
- Available cruise control
- Available Tire Pressure Monitoring System for DRW models (included with available Motorhome Prep Package)

Standard Engine
Max. Horsepower (hp @ rpm)
Max. Torque (lb.-ft. @ rpm)
Optional Engine
Max. Horsepower (hp @ rpm)
Max. Torque (lb.-ft. @ rpm)
Standard Transmission
Optional Transmission
Front Suspension
Rear Suspension
Braking System (F/R)
Steering
Airbags
Wheelbase (in.)
Cab-to-Axle (CA) (in.)
Length (in.)
Height (in.)
Width (in.)
Head Room (in.)
Leg Room (in.)
Hip Room (in.)
Shoulder Room (in.)
Frame Rail Width (in.)
Axle-to-End-of-Frame (AF) (in.)
Bumper-to-Front Axle (BA) (in.)
Fuel Tank Capacity (gal.)
Max. Payload (lbs.) ⁵
Front Axle GAWR (lbs.) ⁵
Rear Axle GAWR (lbs.) ⁵
Max. GVWR (lbs.)
Max. Trailer Towing (lbs.) ⁵
Max. GCWR (lbs.) ⁵
Basic Warranty Coverage ⁶
Powertrain Warranty Coverage ⁶
Corrosion Warranty Coverage ⁶
24-Hour Roadside Assistance

2021 FORD E-450 CUTAWAY
7.3L V8 Premium
350 @ 3,900
468 @ 3,900
7.3L V8 Economy
300 @ 3,750
425 @ 3,250
6-speed TorqShift automatic
—
Independent Twin-I-Beam, coil springs, shock absorbers and stabilizer bar
Full-floating axle with dual-stage leaf springs
Hydraulic 4-wheel disc with Anti-Lock Brake System (ABS) and standard traction control
Power recirculating ball
2
158.0, 176.0
100.0 (158" WB); 118.0 (176" WB)
261.1
80.0
94.9 (without mirrors)
42.0
42.1 (max.)
65.6
68.1
42.0
68.5 (158" WB); 50.5 (176" WB)
34.6
55.0 (DRW)
8,980 (158" WB); 8,980 (176" WB)
5,000
9,600
14,500
10,000
22,000
3 years/36,000 miles
5 years/60,000 miles
5 years/unlimited miles
5 years/60,000 miles

2020 CHEVROLET EXPRESS 4500 CUTAWAY
6.0L Vortec® V8
341 @ 5,400
373 @ 4,200
4.3L V6
276 @ 5,200
298 @ 3,900
8-speed automatic (SRW)
6-speed automatic
Independent with coil springs and stabilizer bar
Hypoid drive live axle with multi-leaf springs
Disc/disc with Anti-Lock Brake System (ABS)
Power
2
139.0, 159.0, 177.0
118.0
284.8
82.9
N/A
40.2
41.3
65.5
68.8
34.8
68.5
N/A
33.0
9,156
4,600
9,600
14,200
N/A
20,000
3 years/36,000 miles
5 years/60,000 miles
6 years/100,000 miles
5 years/60,000 miles

Horsepower, torque, payload and towing are independent attributes and may not be achieved simultaneously.

¹Based on IHS Markit, vehicles in operation through September 2018 for the full-size van/bus segment. ²Remember that even advanced technology cannot overcome the laws of physics. It's always possible to lose control of a vehicle due to inappropriate driver input for the conditions. ³Late availability. ⁴Always wear your safety belt and follow airbag warning label instructions. ⁵When properly equipped. ⁶See your dealer for limited warranty details.

fleet.ford.com • 1.800.34.FLEET

FORD FLEET

North American Fleet, Lease & Remarketing Operations

Comparisons based on competitive models, publicly available information and Ford certification data at time of printing. Vehicles may be shown with optional and aftermarket upfit equipment, and without standard antenna. Features may be offered only in combination with other options or subject to additional ordering requirements/limitations. Dimensions and capacity ratings shown may vary due to optional features and/or production variability. Information is provided on an "as is" basis and could include technical, typographical or other errors. Ford makes no warranties, representations, or guarantees of any kind, express or implied, including but not limited to, accuracy, currency, or completeness, the operation of the information, materials, content, availability, and products. Please visit fleet.ford.com for a complete Ordering Guide. Colors shown are representative only. Not all colors are available on all models. Visit fleet.ford.com for actual paint/trim options. Information in this Competitive Comparison Guide was developed from Ordering Guides as of October 2019. Ford reserves the right to change product specifications, pricing and equipment at any time without incurring obligations. Your Ford Dealer is the best source of the most up-to-date information on Ford vehicles. • Remember that even advanced technology cannot overcome the laws of physics. It's always possible to lose control of a vehicle due to inappropriate driver input for the conditions. • Always wear your safety belt, secure children in the rear seat (if equipped), and follow airbag warning label instructions. • Lane-Keeping System does not control steering. • Driver-assist features are supplemental and do not replace the driver's attention, judgment and need to control the vehicle. • SOS hardware may become damaged or the battery may lose power in a crash, which could prevent operation. Not all crashes will activate an airbag or safety belt pretensioner. • Don't drive while distracted. Use voice-operated systems when possible; don't use handheld devices while driving. Some features may be locked out while the vehicle is in gear. Not all features are compatible with all phones. Message and data rates may apply. • Trailer brake controller verified to be compatible with electrically actuated drum brakes and certain electric-over-hydraulic brake systems. See your Ford Dealer for details. • AeroVironment is a trademark of AeroVironment, Inc. • Android Auto is a trademark of Google Inc. • Apple CarPlay is a trademark of Apple Inc., registered in the U.S. and other countries. • BANG & OLUFSEN and B&O are registered trademarks of Bang & Olufsen Group. Licensed by Harman Becker Automotive Systems Manufacturing Kft. All rights reserved. • King Ranch is a registered trademark of King Ranch, Inc. • Masterack is a registered trademark of Leggett & Platt Commercial Vehicle Products Company.

Availability of technologies and systems described in this brochure varies by model and trim level. Not all systems are available on all Ford Motor Company vehicles. See your local Ford Dealer for complete details.



Printed in the USA. Please recycle.

© 2019 Ford Motor Company 20FLTCCG