


2020 Corolla



Greater. Than. Ever.

The greater than ever Corolla and first-ever Corolla Hybrid are a sharp turn toward the future. With an all-new sleek design, the latest tech and standard Toyota Safety Sense™ 2.0 (TSS 2.0),³⁴ the all-new 2020 Toyota Corolla is ready to create something unforgettable.



Left to right: **XSE** shown in Celestite with available Connectivity Package and **Hybrid LE** shown in Blizzard Pearl.⁴⁹

See numbered footnotes in Disclosures section.

Modern attitude.

Lower, wider and more aggressive, Corolla's all-new design speaks for itself. At first glance, its athletic sport mesh grille grabs your attention. And from the side, its available 18-inch machined alloy wheels⁴ with dark gray-painted accents underscore the sleek lines of its profile. You might not be someone to show off, but with Corolla, you'll always show up.



STANDARD LED HEADLIGHTS, DRL AND LED TAILLIGHTS

Distinctive lights. Enhanced efficiency. LED Daytime Running Lights (DRL) give Corolla an assertive stare while its thin, yet radiant LED taillights underline its streamlined design at night.



AVAILABLE DARK GRAY METALLIC SPORT ACCENTS

With available dark gray metallic sport accents on the rear spoiler, diffuser and side rocker panels, you'll make a strong impression wherever you pull up.



STYLING



XSE shown in Celestite with available Connectivity Package.

SE NIGHTSHADE EDITION

Your look. Your attitude.

Blacked-out wheels, badging, grille and other black accents work together to give the available Corolla SE Nightshade Edition a look to match your sense of style. Sleek, sharp and aggressive, its unapologetic stance stands out for all the right reasons.




SE Nightshade Edition shown in Black Sand Pearl.

An interior that gets you.

Inside, piano-black accents and soft-touch materials on the dash and doors accent Corolla's minimalist design with a premium feel. Behind the vents, an available advanced climate control system cools down and heats up Corolla, while its available moonroof opens up the cabin. And with 60/40 split fold-down rear seats, you can create the right amount of space you need for wherever you're headed. All in all, Corolla's interior is modern, simple and makes a great first impression.

AVAILABLE SOFTEX®-TRIMMED⁵ SPORT SEATS

Redesigned top to bottom, the mixed-media sport seats with SofTex®-trimmed bolsters and premium fabric inserts work together to make you feel comfortable and in control behind the wheel.



AVAILABLE JBL®²⁹ AUDIO SYSTEM

Nine speakers. Remarkable sound quality. Whether you're listening to your favorite playlist or podcast, Corolla's available 800-watt JBL® with Clari-Fi®²⁹ speaker system delivers outstanding sound quality to amplify every drive.

AVAILABLE LEATHER-WRAPPED STEERING WHEEL

Even your fingertips will feel the difference when you grab hold of Corolla's available leather-wrapped steering wheel.



PREMIUM INTERIOR



XSE shown in Blue/Black SofTex^{®5} trim with available Connectivity Package.

See numbered footnotes in Disclosures section.

Next-gen street smarts.

Corolla is loaded with standard tech that listens to you, speaks to you and most importantly, keeps up with you. Apple CarPlay^{®14} works with your compatible iPhone^{®50} so you can get directions, send messages or make a call with your voice using Siri[®] Eyes Free¹³ and listen to music — all while staying focused on your drive. Outside the cockpit, Corolla's available Adaptive Front-Lighting System (AFS)² turns with you on twisting roads. Inside and out, Corolla's tech works as your quick and clever copilot.




AVAILABLE BLIND SPOT MONITOR³

By illuminating a warning signal on the applicable outside mirror, the available Blind Spot Monitor (BSM) can help alert you to vehicles that may be hiding in the vehicle's blind spot.

AVAILABLE 7-IN. MULTI-INFORMATION DISPLAY

Large, colorful and most importantly, practical, Corolla's available 7-in. MID screen brings safety alerts, vehicle health information and more into your line of sight while you drive.



AVAILABLE REMOTE CONNECT²⁷

Remotely locate your Corolla in a crowded lot, start the engine and more using the Toyota app²⁷ on your smart device.⁵¹



XSE shown in Blue/Black SofTex^{®5} trim with standard Apple CarPlay^{®14} compatibility and available Connectivity Package. Screen depiction accurate as of summer 2019.

See numbered footnotes in Disclosures section.




Designed for safety.

Toyota Safety Sense™ 2.0 (TSS 2.0)³⁴ is a bundle of active safety features standard on many 2020 Corolla and 2020 Corolla Hybrid vehicles. These innovative features are designed to help protect you and your passengers from harm as well as help offer peace of mind to your drive.



PRE-COLLISION SYSTEM WITH PEDESTRIAN DETECTION³⁵

Pre-Collision System with Pedestrian Detection (PCS w/PD) is designed to help detect a vehicle, pedestrian or bicyclist in certain situations. The latest system has enhanced low-light capabilities to help detect pedestrians at night. By combining millimeter-wave radar with a camera capable of certain shape recognition, the system provides an audio/visual alert, warning you of a possible collision with a pedestrian under certain circumstances. If you don't brake in time, it may automatically apply the brakes to reduce your speed, helping to minimize the likelihood of a frontal collision or reduce its severity.



LANE DEPARTURE ALERT WITH STEERING ASSIST⁸ AND ROAD EDGE DETECTION

Lane Departure Alert with Steering Assist (LDA w/SA) has new Road Edge Detection and is designed to issue both an audible alert and visual warning on the Multi-Information Display (MID) screen. If the system determines that the driver is not taking corrective steering action, the Steering Assist function is designed to initiate and provide gentle corrective steering to help keep the vehicle in the lane.



AUTOMATIC HIGH BEAMS³⁸

The Automatic High Beams (AHB) feature is a safety system designed to help you see more clearly at night — without distracting other drivers. Designed to activate at speeds above 25 mph, AHB relies on an in-vehicle camera to help detect the headlights of oncoming vehicles and taillights of preceding vehicles, then automatically toggles between high and low beams accordingly to provide the appropriate amount of light. By using high beams more frequently, the system may allow earlier detection of pedestrians and obstacles.



ROAD SIGN ASSIST³⁹

Corolla's Road Sign Assist (RSA) helps bring added awareness to your drive. Using a forward-facing intelligent camera, Road Sign Assist is designed to detect speed limit signs, stop signs, do not enter signs and yield signs and display them on the MID.



FULL-SPEED RANGE DYNAMIC RADAR CRUISE CONTROL^{7, 62}

Intended for highway use and similar to "constant speed" cruise control, available Full-Speed Range Dynamic Radar Cruise Control (DRCC) lets you drive at a preset speed. DRCC uses vehicle-to-vehicle distance control, which adjusts your speed, to help you maintain a preset distance from vehicles ahead of you that are driving at a slower speed. DRCC uses a front-grille-mounted radar and an in-vehicle camera designed to detect vehicles and their distance. If a driver is traveling slower than you, or within your preset range, DRCC is designed to automatically slow your vehicle down without deactivating cruise control. If DRCC determines you need to slow down more, an audio and visual alert notifies you and brakes may be applied. When there's no longer a vehicle driving slower than your preset speed in front of you, DRCC will then accelerate to your preset speed. Full-Speed Range Dynamic Radar Cruise Control is only available on CVT models.



LANE TRACING ASSIST^{40, 62}

When the available Full-Speed Range Dynamic Radar Cruise Control (DRCC)^{7, 62} is enabled and lane markers are detectable, Lane Tracing Assist (LTA) uses the lines on the road and preceding vehicles to help keep the vehicle centered while also displaying the vehicle's position on the MID screen. The system was designed to reduce driver strain and increase convenience, and benefits drivers most during traffic jams — but can be turned off using the MID. LTA is only available on CVT models.

More power. Impressive handling. Enhanced efficiency.

Corolla's all-new lower, wider platform gives it a more responsive and energetic drive. A redesigned, lighter body helps optimize efficiency. Under the hood, Corolla's available 2.0L Dynamic Force Engine with 169 horsepower — paired with an available Dynamic-Shift CVT — wakes up your senses every time you merge onto the freeway. Saying Corolla is "fun to drive" is an understatement.



SPORT MODE

Press down on the available sport button to enable Sport Mode. Then the engine control unit and simulated shift points are adjusted to give a more athletic feel.

PADDLE SHIFTERS

Corolla's available paddle shifters let you shift gears without letting go of the wheel. A light touch on either lever gives you lightning-fast gear changes for a more controlled drive.



6-SPEED INTELLIGENT MANUAL TRANSMISSION (iMT)

Three pedals. Six speeds. One fun drive. Corolla's available 6-speed Intelligent Manual Transmission (iMT) features close-ratio gears down low for spirited acceleration and taller gears up top for optimized fuel economy while cruising. It also incorporates an intelligent rev-matching feature, helping reduce transmission shock when downshifting.



PERFORMANCE



XSE shown in Celestite with available Connectivity Package.

All the goods. All within reach.

Take a seat inside the premium and spacious interior of Corolla XLE and you're ready to make your next move. With the Toyota+Alexa app,⁵² you can ask to play music, control smart home devices, find parking and more — and Alexa will respond instantly. And while using Corolla's available Remote Connect app²⁷ with the Toyota skill for Alexa enabled, you can unlock doors, start the engine and check the status of your vehicle from your Alexa built-in device at home. You can even access Wi-Fi Connect Powered by Verizon,²⁰ and drive knowing a 24/7 response center has your back. You might not know where you're headed next, but inside Corolla XLE, you'll get a feeling you're going in the right direction.

SMART KEY SYSTEM¹⁰

When your key fob is in your pocket or bag, Corolla XLE's standard Smart Key System lets you unlock the doors and trunk, plus start the engine with the push of a button.

8-IN. TOUCH-SCREEN DISPLAY

Cast onto its 8-in. touch-screen display, Corolla XLE's standard Audio system lets you customize your homepage with Connected Services.⁶⁰





XLE interior shown in Macadamia/Beige SofTex[®] trim with available Connectivity Package excluding wireless charging.

See numbered footnotes in Disclosures section.

HYBRID

The first-ever Corolla Hybrid.

The first-ever Corolla Hybrid has all the efficiencies of a hybrid with the same good looks as the all-new Corolla. But it's more than just an attractive, efficient sedan. Corolla Hybrid was built on the same athletic platform as its gas sibling. And you can enable Hybrid Power Mode to increase its throttle response for a more energetic feel by pressing down on the Drive Mode button. It's the ultimate combination of Corolla's modern attitude with Toyota's proven hybrid efficiency.




Hybrid LE shown in Blizzard Pearl.⁹

See numbered footnotes in Disclosures section.

HYBRID EPA-ESTIMATED 53 CITY MPG⁵³

Under the hood, our proven hybrid drivetrain produces an incredible EPA-estimated 53 city mpg.



ALL-NEW PREMIUM INTERIOR

With ergonomically designed seats, Corolla Hybrid's all-new interior is smart, comfortable and designed with you in mind.





L

Powertrain

- 1.8L 4-cylinder engine with 139 hp @ 6100 rpm
- Continuously Variable Transmission with intelligence and Shift Mode (CVTi-S)
- 30 city/38 highway/33 combined est. mpg⁴⁷

Exterior Features

- LED headlights
- LED taillights and stop lights
- LED Daytime Running Lights (DRL)
- Black front grille with sport mesh insert
- Color-keyed roof-mounted shark-fin antenna

Interior Features

- Audio — includes six speakers, 7-in. touch-screen, AM/FM, Siri® Eyes Free,¹³ Apple CarPlay^{®14} compatible, USB media port;¹² hands-free phone capability, advanced voice recognition¹⁵ and music streaming⁶ via *Bluetooth*^{®6} wireless technology, Scout® GPS Link¹⁶ compatible with up to 3-year trial;¹⁷ Connected Services⁶⁰ — Safety Connect^{®18} with 3-year trial;¹⁹ Wi-Fi Connect Powered by Verizon²⁰ with up to 2 GB within 6-month trial;²¹ See toyota.com/audiomultimedia for details.
- Integrated backup camera⁵⁴ with projected path
- Premium instrumentation cluster with 4.2-in. color TFT Multi-Information Display (MID)
- Tilt/telescopic 3-spoke steering wheel with audio, Multi-Information Display (MID) and *Bluetooth*^{®6} hands-free phone controls
- Fabric-trimmed 6-way adjustable driver's seat; 4-way adjustable front passenger seat
- 60/40 split fold-down rear seat

Safety Features

- Toyota Safety Sense™ 2.0 (TSS 2.0)³⁴ — Pre-Collision System with Pedestrian Detection (PCS w/PD);³⁵ with low-light pedestrian detection and daytime bicyclist detection, Lane Departure Alert with Steering Assist (LDA w/SA)⁸ and Road Edge Detection, Sway Warning System;³⁷ Automatic High Beams (AHB);³⁸ Full-Speed Range Dynamic Radar Cruise Control (DRCC);⁷ Road Sign Assist (RSA)³⁹ and Lane Tracing Assist (LTA)⁴⁰
- Eight airbags⁴³



LE

Adds to or replaces features offered on L

Powertrain

- 1.8L 4-cylinder engine with 139 hp @ 6100 rpm
- Continuously Variable Transmission with intelligence and Shift Mode (CVTi-S)
- 30 city/38 highway/33 combined est. mpg⁴⁷

Exterior Features

- Color-keyed heated power outside mirrors
- 16-in. wide-vent steel wheels

Interior Features

- Automatic climate control with dust and pollen filter and push-button controls
- Premium fabric-trimmed 6-way adjustable driver's seat; 4-way adjustable front passenger seat with seatback pocket
- 60/40 split fold-down rear seat with center armrest and two cup holders
- Audio — includes six speakers, 8-in. touch-screen, AM/FM, Siri® Eyes Free,¹³ Apple CarPlay^{®14} compatible, USB media port;¹² one USB charge port;¹² hands-free phone capability, advanced voice recognition¹⁵ and music streaming⁶ via *Bluetooth*^{®6} wireless technology, Scout® GPS Link¹⁶ compatible with up to 3-year trial;¹⁷ Connected Services⁶⁰ — Safety Connect^{®18} with 3-year trial;¹⁹ Wi-Fi Connect Powered by Verizon²⁰ with up to 2 GB within 6-month trial;²¹ See toyota.com/audiomultimedia for details.
- Multi-function in-key remote keyless entry system with lock, unlock, panic and trunk-release functions, and remote illuminated entry

Package

- LE Premium Package includes:
 - Smart Key System¹⁰
 - 16-in. alloy wheels
 - Blind Spot Monitor (BSM)³ on color-keyed heated power outside mirrors with turn signal indicators
 - Power tilt/slide moonroof with sliding sunshade

Safety Features

- Toyota Safety Sense™ 2.0 (TSS 2.0)³⁴ — Pre-Collision System with Pedestrian Detection (PCS w/PD);³⁵ with low-light pedestrian detection and daytime bicyclist detection, Lane Departure Alert with Steering Assist (LDA w/SA)⁸ and Road Edge Detection, Sway Warning System;³⁷ Automatic High Beams (AHB);³⁸ Full-Speed Range Dynamic Radar Cruise Control (DRCC);⁷ Road Sign Assist (RSA)³⁹ and Lane Tracing Assist (LTA)⁴⁰
- Eight airbags⁴³



XLE

Adds to or replaces features offered on LE

Powertrain

- 1.8L 4-cylinder engine with 139 hp @ 6100 rpm
- Continuously Variable Transmission with intelligence and Shift Mode (CVTi-S)
- 29 city/37 highway/32 combined est. mpg⁴⁷

Exterior Features

- High-grade LED headlights
- Color-keyed heated power outside mirrors with turn signal indicators and Blind Spot Monitor (BSM)³
- Power tilt/slide moonroof with sliding sunshade
- 16-in. alloy wheels

Interior Features

- Audio Plus — includes 8-in. touch-screen, AM/FM, USB media port;¹² one USB charge port;¹² advanced voice recognition;¹⁵ hands-free phone capability and music streaming⁶ via *Bluetooth*^{®6} wireless technology, Siri® Eyes Free,¹³ Apple CarPlay^{®14} compatible, HD Radio;^{TM22} SiriusXM^{®23} with 3-month All Access trial;²⁴ Scout® GPS Link¹⁶ compatible with up to 3-year trial;¹⁷ Connected Services⁶⁰ — Safety Connect^{®18} with 3-year trial;¹⁹ Service Connect²⁵ with 3-year trial;²⁶ Remote Connect²⁷ with 6-month trial;²⁸ Wi-Fi Connect Powered by Verizon²⁰ with up to 2 GB within 6-month trial;²¹ See toyota.com/audiomultimedia for details.
- Leather-trimmed tilt/telescopic 3-spoke steering wheel with audio, Multi-Information Display (MID) and *Bluetooth*^{®6} hands-free phone controls
- SofTex[®]-trimmed⁵ 8-way power-adjustable driver's seat with power lumbar support; and 4-way adjustable front passenger seat and seatback pocket
- Driver's and front passenger heated seats
- Premium instrumentation cluster with 7-in. color TFT Multi-Information Display (MID)
- Smart Key System¹⁰ on front doors and trunk with Push Button Start

Packages

- XLE Connectivity Package includes:
 - Premium Audio with Dynamic Navigation³⁰ and JBL® w/Clari-Fi^{®29}
 - Qi-compatible wireless smartphone charging¹¹
- XLE Advanced Lighting Package includes:
 - Adaptive Front-Lighting System (AFS)²
 - Ambient lighting

Safety Features

- Toyota Safety Sense™ 2.0 (TSS 2.0)³⁴ — Pre-Collision System with Pedestrian Detection (PCS w/PD);³⁵ with low-light pedestrian detection and daytime bicyclist detection, Lane Departure Alert with Steering Assist (LDA w/SA)⁸ and Road Edge Detection, Sway Warning System;³⁷ Automatic High Beams (AHB);³⁸ Full-Speed Range Dynamic Radar Cruise Control (DRCC);⁷ Road Sign Assist (RSA)³⁹ and Lane Tracing Assist (LTA)⁴⁰
- Eight airbags⁴³



SE

Adds to or replaces features offered on LE

Powertrain

- 2.0L 4-cylinder Dynamic Force Engine with 169 hp @ 6600 rpm.
- Normal and Sport driving modes
- Dynamic-Shift Continuously Variable Transmission (CVT)
- 31 city/40 highway/34 combined est. mpg⁴⁷

Exterior Features

- High-grade LED headlights with LED accent lights and LED Daytime Running Lights (DRL) accent lighting
- LED taillights and stop lights
- Color-keyed heated power outside mirrors with turn signal indicators
- Sport mesh dark gray metallic front grille
- Dark gray metallic sport side rocker panels and color-keyed rear spoiler
- 18-in. machined alloy wheels⁴ with dark gray-painted accents
- Dual chrome-tipped exhaust

Interior Features

- Premium sport seats with sport fabric inserts with 6-way adjustable driver's and 4-way adjustable passenger's seats with seatback pocket
- Leather-trimmed tilt/telescopic 3-spoke steering wheel with paddle shifters and audio, Multi-Information Display (MID) and *Bluetooth*^{®6} hands-free phone controls

Packages

- SE Premium Package includes:
 - Blind Spot Monitor (BSM)³ on color-keyed heated power outside mirrors with turn signal indicators
 - Smart Key System¹⁰
 - Power tilt/slide moonroof with sliding sunshade
- SE Connectivity Package includes:
 - Audio Plus
- SE Connectivity Package with JBL^{®29} Audio includes:
 - Audio Plus with JBL[®] w/Clari-Fi^{®29}

Safety Features

- Toyota Safety Sense[™] 2.0 (TSS 2.0)³⁴ — Pre-Collision System with Pedestrian Detection (PCS w/PD)³⁵ with low-light pedestrian detection and daytime bicyclist detection, Lane Departure Alert with Steering Assist (LDA w/SA)⁸ and Road Edge Detection, Sway Warning System³⁷ Automatic High Beams (AHB)³⁸ Full-Speed Range Dynamic Radar Cruise Control (DRCC)⁷ Road Sign Assist (RSA)³⁹ and Lane Tracing Assist (LTA)⁴⁰
- Eight airbags⁴³



SE Nightshade Edition

Adds to or replaces features offered on SE

Powertrain

- 2.0L 4-cylinder Dynamic Force Engine with 169 hp @ 6600 rpm
- Normal and Sport driving modes
- Dynamic-Shift Continuously Variable Transmission (CVT)
- 31 city/40 highway/34 combined est. mpg⁴⁷

Exterior Features

- Sport mesh black front grille with black bumper and surround
- Black heated power outside mirrors with turn signal indicators
- Black outside door handles
- Black-painted sport side rocker panels and rear spoiler
- 18-in. black-painted alloy wheels⁴
- Black roof-mounted shark-fin antenna
- Blacked-out Corolla, SE and Toyota badging

Safety Features

- Toyota Safety Sense[™] 2.0 (TSS 2.0)³⁴ — Pre-Collision System with Pedestrian Detection (PCS w/PD)³⁵ with low-light pedestrian detection and daytime bicyclist detection, Lane Departure Alert with Steering Assist (LDA w/SA)⁸ and Road Edge Detection, Sway Warning System³⁷ Automatic High Beams (AHB)³⁸ Full-Speed Range Dynamic Radar Cruise Control (DRCC)⁷ Road Sign Assist (RSA)³⁹ and Lane Tracing Assist (LTA)⁴⁰
- Eight airbags⁴³



SE 6MT

Adds to or replaces features offered on SE

Powertrain

- 2.0L 4-cylinder Dynamic Force Engine with 169 hp @ 6600 rpm
- 6-speed Intelligent Manual Transmission (iMT)
- 29 city/36 highway/32 combined est. mpg⁴⁷

Exterior Features

- Power tilt/slide moonroof with sliding sunshade

Interior Features

- Leather-trimmed tilt/telescopic 3-spoke steering wheel with audio, Multi-Information Display (MID) and *Bluetooth*^{®6} hands-free phone controls
- Smart Key System¹⁰ on front doors and trunk with Push Button Start

Safety Features

- Toyota Safety Sense[™] 2.0 (TSS 2.0)³⁴ — Pre-Collision System with Pedestrian Detection (PCS w/PD)³⁵ with low-light pedestrian detection and daytime bicyclist detection, Lane Departure Alert with Steering Assist (LDA w/SA)⁸ and Road Edge Detection, Automatic High Beams (AHB)³⁸ Dynamic Radar Cruise Control (DRCC)⁷ and Road Sign Assist (RSA)³⁹
- Eight airbags⁴³

COROLLA MODELS



XSE

Adds to or replaces features offered on SE

Powertrain

- 2.0L 4-cylinder Dynamic Force Engine with 169 hp @ 6600 rpm. Normal and Sport driving modes.
- Dynamic-Shift Continuously Variable Transmission (CVT)
- 31 city/38 highway/34 combined est. mpg⁴⁷

Exterior Features

- Color-keyed heated power outside mirrors with turn signal indicators and Blind Spot Monitor (BSM)³
- Power tilt/slide moonroof with sliding sunshade
- Dark gray metallic sport side rocker panels and rear spoiler

Interior Features

- Audio Plus — includes 8-in. touch-screen, AM/FM, USB media port,¹² one USB charge port,¹² advanced voice recognition,¹⁵ hands-free phone capability and music streaming⁶ via Bluetooth[®] wireless technology, Siri[®] Eyes Free,¹³ Apple CarPlay[®] compatible, HD Radio[™]22 SiriusXM[®]23 with 3-month All Access trial²⁴ Scout[®] GPS Link¹⁶ compatible with up to 3-year trial¹⁷ Connected Services⁶⁰ — Safety Connect[®]18 with 3-year trial¹⁹ Service Connect²⁵ with 3-year trial²⁶ Remote Connect²⁷ with 6-month trial²⁸ Wi-Fi Connect Powered by Verizon²⁰ with up to 2 GB within 6-month trial²¹ See toyota.com/audiomultimedia for details.
- SofTex[®]-trimmed⁵ front sport seats with sport fabric inserts; 8-way power-adjustable driver's seat with power lumbar support; and 4-way adjustable front passenger seat and seatback pocket
- Driver's and front passenger heated seats
- Premium instrumentation cluster with 7-in. color TFT Multi-Information Display (MID)
- Smart Key System¹⁰ on front doors and trunk with Push Button Start

Packages

- XSE Connectivity Package includes:
 - Premium Audio with Dynamic Navigation³⁰ and JBL[®] w/Clari-Fi[®]29
 - Qi-compatible wireless smartphone charging¹¹
- XSE Advanced Lighting Package includes:
 - Adaptive Front-Lighting System (AFS)²
 - Ambient lighting

Safety Features

- Toyota Safety Sense[™] 2.0 (TSS 2.0)³⁴ — Pre-Collision System with Pedestrian Detection (PCS w/PD)³⁵ with low-light pedestrian detection and daytime bicyclist detection, Lane Departure Alert with Steering Assist (LDA w/SA)⁸ and Road Edge Detection, Sway Warning System,³⁷ Automatic High Beams (AHB)³⁸ Full-Speed Range Dynamic Radar Cruise Control (DRCC)⁷ Road Sign Assist (RSA)³⁹ and Lane Tracing Assist (LTA)⁴⁰
- Eight airbags⁴³

COROLLA HYBRID MODEL



Hybrid LE

Adds to or replaces features offered on LE

Powertrain

- 1.8L 4-cylinder engine with Hybrid Synergy Drive[®]
- Electronically controlled Continuously Variable Transmission (ECVT)
- 53 city/52 highway/52 combined est. mpg⁵³

Exterior Features

- High-grade LED headlights
- 15-in. alloy wheels


Interior Features

- Normal, Power and ECO drive modes
- Premium instrumentation cluster with 7-in. color TFT Multi-Information Display (MID)
- Smart Key System¹⁰ on front doors and trunk with Push Button Start
- Hybrid Power Mode

Safety Features

- Toyota Safety Sense[™] 2.0 (TSS 2.0)³⁴ — Pre-Collision System with Pedestrian Detection (PCS w/PD)³⁵ with low-light pedestrian detection and daytime bicyclist detection, Lane Departure Alert with Steering Assist (LDA w/SA)⁸ and Road Edge Detection, Sway Warning System,³⁷ Automatic High Beams (AHB)³⁸ Full-Speed Range Dynamic Radar Cruise Control (DRCC)⁷ Road Sign Assist (RSA)³⁹ and Lane Tracing Assist (LTA)⁴⁰
- Eight airbags⁴³

Color*



Black Sand Pearl



Blueprint



Blue Crush Metallic




Barcelona Red Metallic




Celestite



Classic Silver Metallic




Blizzard Pearl⁴⁹



Super White


*Not all colors and trims available on all model grades. See dealer for details. See numbered footnotes in Disclosures section.

Trim



L fabric shown in Light Gray/
Moonstone

Also available in:



LE and Hybrid LE fabric shown
in Light Gray/Moonstone



All Black



Macadamia/Beige

Also available in:



SE fabric shown in Blue/Black



All Gray

Also available in:




XLE SofTex[®] shown in All Black



Macadamia/Beige

Also available in:



XSE SofTex[®] shown in All Black



Blue/Black

Wheels



15-in. L styled
steel wheels



15-in. Hybrid LE
alloy wheels



16-in. LE wide-vent
steel wheels



16-in. XLE and LE Package
alloy wheels



18-in. SE and XSE
machined alloy wheel with
dark gray-painted accents⁴



18-in. SE Nightshade Edition
black alloy wheels⁴

*Not all colors and trims available on all model grades. See dealer for details. See numbered footnotes in Disclosures section.

ACCESSORIES

Add a personal touch to your Corolla with Genuine Toyota Accessories. Some accessories may not be available in all regions of the country. See your Toyota dealer for details.

Alloy wheel locks
All-weather floor liners⁵⁵
Blackout emblem overlays
Body side moldings
Cargo net — envelope⁴⁶
Cargo tote⁴⁶

Cargo tray⁴⁶
Carpet floor mats⁵⁵
Coin holder/ashtray cup
Door edge guards
Doorsill protectors
Emergency assistance kit

First aid kit
Frameless HomeLink^{®56} mirror
Mudguards
Paint protection film⁵⁷
Rear bumper protector
Removable cross bars⁴⁶

TRD air filter⁵⁸
TRD air intake
TRD oil filter
Universal tablet holder⁵⁹



All-weather floor liners⁵⁵



Rear bumper protector



Door edge guards



Body side moldings



Mudguards



Doorsill protectors



Removable cross bars⁴⁶



Frameless HomeLink^{®56} mirror

See numbered footnotes in Disclosures section.



Left to right: **XSE** shown in Celestite with available Connectivity Package; **XSE Hatchback** shown in Blue Flame with available accessory rear window spoiler; **Hybrid LE** shown in Blizzard Pearl.⁴⁹

See numbered footnotes in Disclosures section.

FEATURES¹

| | CVT L | CVT LE | CVT XLE | 6MT SE | CVT SE | CVT SE NIGHTSHADE EDITION | CVT XSE | CVT HYBRID LE |
|--|----------|-----------|------------|-----------|-----------|---------------------------------|------------|---------------------|
| EXTERIOR | | | | | | | | |
| LED headlights | S | S | — | — | — | — | — | — |
| High-grade LED headlights | — | — | S | S | S | S | S | S |
| Adaptive Front-Lighting System (AFS) ² | — | — | P | — | — | — | P | — |
| LED Daytime Running Lights (DRL) | S | S | S | — | — | — | — | S |
| LED Daytime Running Lights (DRL) accent lighting | — | — | — | S | S | S | S | — |
| LED taillights and stop lights | S | S | S | — | — | — | — | S |
| LED taillights and stop lights with smoked sport trim | — | — | — | S | S | S | S | — |
| Black front grille with sport mesh insert | S | S | S | — | — | — | — | S |
| Sport mesh dark gray metallic front grille | — | — | — | S | S | — | S | — |
| Sport mesh black front grille with black bumper and surround | — | — | — | — | — | S | — | — |
| Color-keyed power outside mirrors | S | — | — | — | — | — | — | — |
| Color-keyed heated power outside mirrors | — | S | — | — | — | — | — | S |
| Color-keyed heated power outside mirrors with Blind Spot Monitor (BSM) ³ | — | P | — | — | — | — | — | — |
| Color-keyed heated power outside mirrors with turn signal indicators | — | — | — | S | S | — | — | — |
| Black heated power outside mirrors with turn signal indicators | — | — | — | — | — | S | — | — |
| Color-keyed heated power outside mirrors with turn signal indicators and Blind Spot Monitor (BSM) ³ | — | — | S | — | P | — | S | — |
| Color-keyed outside door handles | S | S | S | S | S | — | S | S |
| Black outside door handles | — | — | — | — | — | S | — | — |
| Power tilt/slide moonroof with sliding sunshade | — | P | S | S | P | — | S | — |
| Dark gray metallic sport side rocker panels and color-keyed rear spoiler | — | — | — | S | S | — | — | — |
| Black-painted sport side rocker panels and rear spoiler | — | — | — | — | — | S | — | — |
| Dark gray metallic sport side rocker panels and rear spoiler | — | — | — | — | — | — | S | — |
| 15-in. alloy wheels and P195/65R15 tires | — | — | — | — | — | — | — | S |
| 15-in. styled steel wheels and P195/65R15 tires | S | — | — | — | — | — | — | — |
| 16-in. wide-vent steel wheels and P205/55R16 tires | — | S | — | — | — | — | — | — |
| 16-in. alloy wheels and P205/55R16 tires | — | P | S | — | — | — | — | — |
| 18-in. machined alloy wheels with dark gray-painted accents and P225/40R18 tires ⁴ | — | — | — | S | S | — | S | — |
| 18-in. black-painted alloy wheels and P225/40R18 tires ⁴ | — | — | — | — | — | S | — | — |
| Intermittent windshield wipers | S | — | — | — | — | — | — | — |
| Variable intermittent windshield wipers | — | S | S | S | S | S | S | S |
| Chrome-tipped double pipe exhaust | — | — | — | S | S | S | S | — |
| Color-keyed roof-mounted shark-fin antenna | S | S | S | S | S | — | S | S |
| Black roof-mounted shark-fin antenna and window trim | — | — | — | — | — | S | — | — |
| Blacked-out Corolla, SE and Toyota badging | — | — | — | — | — | S | — | — |
| INTERIOR | | | | | | | | |
| Air conditioning with dust and pollen filter | S | — | — | — | — | — | — | — |
| Automatic climate control with dust and pollen filter and push-button controls | — | S | S | S | S | S | S | S |
| Integrated backup camera with projected path | S | S | S | S | S | S | S | S |
| Fabric-trimmed 6-way adjustable driver's and 4-way adjustable front passenger seat | S | — | — | — | — | — | — | — |
| Premium fabric-trimmed 6-way adjustable driver's and 4-way adjustable front passenger seat with seatback pocket | — | S | — | — | — | — | — | S |
| Premium sport seats with sport fabric inserts with 6-way adjustable driver's and 4-way adjustable front passenger seat with seatback pocket | — | — | — | S | S | S | — | — |
| SofTex®-trimmed ⁵ heated front sport seats with sport fabric inserts; 8-way power-adjustable driver's seat with power lumbar support; and 4-way adjustable front passenger seat and seatback pocket | — | — | S | — | — | — | S | — |
| Heated driver's and front passenger seats | — | — | S | — | — | — | S | — |
| 60/40 split fold-down rear seat | S | — | — | — | — | — | — | — |
| 60/40 split fold-down rear seat with center armrest and two cup holders | — | S | S | S | S | S | S | S |
| Normal and Sport driving modes | — | — | — | — | S | S | S | — |
| Normal, Power and ECO driving modes | — | — | — | — | — | — | — | S |
| Tilt/telescopic 3-spoke steering wheel with audio, Multi-Information Display, Bluetooth® ⁶ hands-free phone, voice-command, Dynamic Radar Cruise Control (DRCC) ⁷ , Lane Departure Alert with Steering Assist (LDA w/SA) ⁸ controls | S | S | — | — | — | — | — | S |

See numbered footnotes in Disclosures section.

S = Standard O = Optional — = Not available P = Feature is available as part of an option package.

FEATURES¹ (continued)

| | CVT L | CVT LE | CVT XLE | 6MT SE | CVT SE | CVT SE NIGHTSHADE EDITION | CVT XSE | CVT HYBRID LE |
|---|----------|-----------|------------|-----------|-----------|---------------------------------|------------|------------------|
| INTERIOR (continued) | | | | | | | | |
| Leather-trimmed tilt/telescopic 3-spoke steering wheel with paddle shifters and audio, Multi-Information Display, Bluetooth ^{®6} hands-free phone, voice-command, Dynamic Radar Cruise Control (DRCC); Lane Departure Alert with Steering Assist (LDA w/ SA) ⁸ controls | — | — | — | — | S | S | S | — |
| Leather-trimmed tilt/telescopic 3-spoke steering wheel with audio, Multi-Information Display, Bluetooth ^{®6} hands-free phone, voice-command, Dynamic Radar Cruise Control (DRCC); Lane Departure Alert with Steering Assist (LDA w/ SA) ⁸ controls | — | — | S | S | — | — | — | — |
| Premium instrumentation cluster with speedometer and tachometer, coolant temperature, 4.2-in. color TFT Multi-Information Display with customizable settings, odometer, tripmeters, outside temperature, current/average fuel economy, cruising range, average speed, elapsed time, shift-position indicator; TPMS ⁹ ECO Mode indicator, one-touch 3-blink lane change turn signal indicator, and warning messages | S | S | — | S | S | S | — | — |
| Premium instrumentation cluster with speedometer and tachometer, coolant temperature, 7-in. color TFT Multi-Information Display with customizable settings, odometer, tripmeters, outside temperature, current/average fuel economy, cruising range, average speed, elapsed time, shift-position indicator; hybrid system power meter (hybrid models only), TPMS ⁹ ECO Mode indicator, one-touch 3-blink lane change turn signal indicator, and warning messages | — | — | — | — | — | — | — | S |
| Premium instrumentation cluster with speedometer and tachometer, coolant temperature, 7-in. color TFT Multi-Information Display with customizable settings, odometer, tripmeters, outside temperature, current/average fuel economy, cruising range, average speed, elapsed time, shift-position indicator; TPMS ⁹ ECO Mode indicator, one-touch 3-blink lane change turn signal indicator, and warning messages | — | — | S | — | — | — | S | — |
| Metallic interior trim with chrome interior door handles and color-keyed door panel piping | | S | S | S | S | S | S | S |
| Power door locks with automatic locking feature | S | S | S | S | S | S | S | S |
| Multi-function in-key remote keyless entry system with lock, unlock, panic and trunk-release functions and remote illuminated entry | — | S | — | — | S | S | — | — |
| Smart Key System ¹⁰ on front doors and trunk with Push Button Start, remote keyless entry system with lock, two-stage unlock, panic and trunk-release functions | — | P | S | S | P | — | S | S |
| Sport Mode | — | — | — | — | S | S | S | — |
| Hybrid Power Mode | — | — | — | — | — | — | — | S |
| Front and rear power windows with one-touch auto up/down | S | S | S | S | S | S | S | S |
| Rear window defogger with timer | S | S | S | S | S | S | S | S |
| Day/night rearview mirror | S | S | S | S | S | S | S | S |
| Driver's and front passenger sun visors with illuminated vanity mirrors | S | S | S | S | S | S | S | S |
| Overhead console with maplights | S | S | S | S | S | S | S | S |
| Soft-touch center console with storage compartment | S | S | S | S | S | S | S | S |
| Ambient lighting | — | — | P | — | — | — | P | — |
| Qi-compatible wireless smartphone charging ¹¹ | — | — | P | — | — | — | P | — |
| Passenger-side glove compartment | S | S | S | S | S | S | S | S |
| Front- and rear-door storage pockets | S | S | S | S | S | S | S | S |
| One 12V auxiliary power outlet ³⁶ | S | S | S | S | S | S | S | S |
| Front USB 2.0 port ¹² | S | — | — | — | — | — | — | — |
| Front and console USB 2.0 ports ¹² | — | S | S | S | S | S | S | S |
| Two front and two rear cup holders | S | S | S | S | S | S | S | S |
| Digital clock | S | S | S | S | S | S | S | S |

See numbered footnotes in Disclosures section.

S = Standard O = Optional — = Not available P = Feature is available as part of an option package.

FEATURES¹ (continued)

| MULTIMEDIA | CVT L | CVT LE | CVT XLE | 6MT SE | CVT SE | CVT SE NIGHTSHADE EDITION | CVT XSE | CVT HYBRID LE |
|---|----------|-----------|------------|-----------|-----------|---------------------------------|------------|------------------|
| Audio — includes 6 speakers, 7-in. touch-screen, AM/FM, Siri® Eyes Free; ¹³ Apple CarPlay® ¹⁴ compatible, USB media port; ¹² hands-free phone capability, advanced voice recognition ¹⁵ and music streaming ⁶ via Bluetooth® ⁶ wireless technology, Scout® GPS Link ¹⁶ compatible with up to 3-year trial; ¹⁷ Connected Services ⁶⁰ — Safety Connect® ¹⁸ with 3-year trial; ¹⁹ Wi-Fi Connect Powered by Verizon ²⁰ with up to 2 GB within 6-month trial; ²¹ See toyota.com/audiomultimedia for details. | S | — | — | — | — | — | — | — |
| Audio — includes 6 speakers, 8-in. touch-screen, AM/FM, Siri® Eyes Free; ¹³ Apple CarPlay® ¹⁴ compatible, USB media port; ¹² one USB charge port; ¹² hands-free phone capability, advanced voice recognition ¹⁵ and music streaming ⁶ via Bluetooth® ⁶ wireless technology, Scout® GPS Link ¹⁶ compatible with up to 3-year trial; ¹⁷ Connected Services ⁶⁰ — Safety Connect® ¹⁸ with 3-year trial; ¹⁹ Wi-Fi Connect Powered by Verizon ²⁰ with up to 2 GB within 6-month trial; ²¹ See toyota.com/audiomultimedia for details. | — | S | — | S | S | S | — | S |
| Audio Plus — includes 8-in. touch-screen, AM/FM, USB media port; ¹² one USB charge port; ¹² advanced voice recognition ¹⁵ hands-free phone capability and music streaming ⁶ via Bluetooth® ⁶ wireless technology, Siri® Eyes Free; ¹³ Apple CarPlay® ¹⁴ compatible, HD Radio™ ²² SiriusXM® ²³ with 3-month All Access trial; ²⁴ Scout® GPS Link ¹⁶ compatible with up to 3-year trial; ¹⁷ Connected Services ⁶⁰ — Safety Connect® ¹⁸ with 3-year trial; ¹⁹ Service Connect ²⁵ with 3-year trial; ²⁶ Remote Connect ²⁷ with 6-month trial; ²⁸ Wi-Fi Connect Powered by Verizon ²⁰ with up to 2 GB within 6-month trial; ²¹ See toyota.com/audiomultimedia for details. | — | — | S | — | P | — | S | — |
| Audio Plus and JBL® w/Clari-Fi® ²⁹ — includes 9 speakers, subwoofer and amplifier, 8-in. touch-screen, AM/FM, USB media port; ¹² one USB charge port; ¹² advanced voice recognition; ¹⁵ hands-free phone capability and music streaming ⁶ via Bluetooth® ⁶ wireless technology, Siri® Eyes Free; ¹³ Apple CarPlay® ¹⁴ compatible, HD Radio™ ²² SiriusXM® ²³ with 3-month All Access trial; ²⁴ Scout® GPS Link ¹⁶ compatible with up to 3-year trial; ¹⁷ Connected Services ⁶⁰ — Safety Connect® ¹⁸ with 3-year trial; ¹⁹ Service Connect ²⁵ with 3-year trial; ²⁶ Remote Connect ²⁷ with 6-month trial; ²⁸ Wi-Fi Connect Powered by Verizon ²⁰ with up to 2 GB within 6-month trial; ²¹ See toyota.com/audiomultimedia for details. | — | — | — | — | P | — | — | — |
| Premium Audio with Dynamic Navigation ³⁰ and JBL® w/Clari-Fi® ²⁹ — includes 9 speakers, subwoofer and amplifier, 8-in. touch-screen AM/FM/HD Radio™ ²² USB media port; ¹² one USB charge port; ¹² Dynamic Navigation ³⁰ with up to 3-year trial; ³¹ Dynamic POI Search, Dynamic Voice Recognition ⁶¹ hands-free phone capability and music streaming ⁶ via Bluetooth® ⁶ wireless technology, Siri® Eyes Free; ¹³ Apple CarPlay® ¹⁴ compatible, SiriusXM® ²³ with 3-month All Access trial; ²⁴ Connected Services ⁶⁰ — Safety Connect® ¹⁸ with 3-year trial; ¹⁹ Service Connect ²⁵ with 3-year trial; ²⁶ Remote Connect ²⁷ with 6-month trial; ²⁸ Wi-Fi Connect Powered by Verizon ²⁰ with up to 2 GB within 6-month trial; ²¹ Destination Assist ³² with 6-month trial; ³³ See toyota.com/audiomultimedia for details. | — | — | P | — | — | — | P | — |
| SAFETY AND CONVENIENCE | | | | | | | | |
| Toyota Safety Sense™ 2.0 (TSS 2.0) ³⁴ — Pre-Collision System with Pedestrian Detection (PCS w/PD) ³⁵ with low-light pedestrian detection and daytime bicyclist detection, Lane Departure Alert with Steering Assist (LDA w/SA) ⁸ and Road Edge Detection with Sway Warning System; ³⁷ Automatic High Beams (AHB); ³⁸ Road Sign Assist (RSA); ³⁹ Lane Tracing Assist (LTA) ⁴⁰ and Full-Speed Range Dynamic Radar Cruise Control (DRCC) ⁷ | S | S | S | — | S | S | S | S |
| Toyota Safety Sense™ 2.0 (TSS 2.0) ³⁴ — Pre-Collision System with Pedestrian Detection (PCS w/PD) ³⁵ with low-light pedestrian detection and daytime bicyclist detection, Lane Departure Alert with Steering Assist (LDA w/SA) ⁸ and Road Edge Detection, Automatic High Beams (AHB); ³⁸ Road Sign Assist (RSA) ³⁹ and Dynamic Radar Cruise Control (DRCC) ⁷ | — | — | — | S | — | — | — | — |
|  Star Safety System™ — includes Vehicle Dynamics Integrated Management (VDIM), Vehicle Stability Control (VSC); ⁴⁸ Traction Control (TRAC), Anti-lock Brake System (ABS), Electronic Brake-force Distribution (EBD), Brake Assist (BA) ⁴¹ and Smart Stop Technology® (SST) ⁴² | S | S | S | S | S | S | S | S |
| Electric Parking Brake (EPB) | S | S | S | S | S | S | S | S |
| Eight airbags ⁴³ — includes driver and front passenger Advanced Airbag System, driver and front passenger seat-mounted side airbags, driver knee airbag, passenger seat cushion airbag, and front and rear side curtain airbags | S | S | S | S | S | S | S | S |
| Driver and front passenger Whiplash-Injury-Lessening (WIL) ⁴⁴ seats | S | S | S | S | S | S | S | S |
| 3-point seatbelts for all seating positions; driver-side Emergency Locking Retractor (ELR) and Automatic/Emergency Locking Retractor (ALR/ELR) on all passenger belts | S | S | S | S | S | S | S | S |
| Adjustable front shoulder anchors, driver and front passenger seatbelt pretensioners with force limiters | S | S | S | S | S | S | S | S |
| LATCH (Lower Anchors and Tethers for Children) includes lower anchors on outboard rear seats and tether anchors on all rear seats | S | S | S | S | S | S | S | S |
| Child-protector rear door locks | S | S | S | S | S | S | S | S |
| Energy-absorbing collapsible steering column | S | S | S | S | S | S | S | S |
| Front and rear energy-absorbing crumple zones with side-impact door beams | S | S | S | S | S | S | S | S |
| Head-impact protection structure | S | S | S | S | S | S | S | S |
| High-tensile-strength steel body panels | S | S | S | S | S | S | S | S |
| Tire Pressure Monitor System (TPMS) ⁹ | S | S | S | S | S | S | S | S |
| Engine immobilizer | S | S | S | S | S | S | S | S |
| Hill Start Assist Control (HAC) ⁴⁵ | S | S | S | S | S | S | S | S |

See numbered footnotes in Disclosures section.

S = Standard O = Optional — = Not available P = Feature is available as part of an option package.

SPECIFICATIONS

| | CVT L | CVT LE | CVT XLE | 6MT SE | CVT SE | CVT SE NIGHTSHADE EDITION | CVT XSE | CVT HYBRID LE |
|--|-----------|-----------|-----------|-----------|-----------|---------------------------|-----------|---------------|
| MECHANICAL/PERFORMANCE | | | | | | | | |
| TRANSMISSION | | | | | | | | |
| Electronically controlled Continuously Variable Transmission (ECVT) | — | — | — | — | — | — | — | S |
| Continuously Variable Transmission with intelligence and Shift Mode (CVTi-S) | S | S | S | — | — | — | — | — |
| Dynamic-Shift Continuously Variable Transmission (CVT) with physical First-launch gear | — | — | — | — | S | S | S | — |
| 6-speed Intelligent Manual Transmission (iMT) | — | — | — | S | — | — | — | — |
| DRIVETRAIN | | | | | | | | |
| Front-Wheel Drive (FWD) | S | S | S | S | S | S | S | S |
| BODY CONSTRUCTION | | | | | | | | |
| Unitized body | S | S | S | S | S | S | S | S |
| SUSPENSION | | | | | | | | |
| Independent MacPherson strut front suspension with stabilizer bar; torsion beam rear suspension with rear stabilizer bar multi-link rear suspension with rear stabilizer bar | S | S | S | S | S | S | S | S |
| STEERING | | | | | | | | |
| Electric Power Steering (EPS); power-assisted rack-and-pinion | S | S | S | S | S | S | S | S |
| Turning circle diameter, curb to curb (ft.) | 35.6 | 35.6 | 35.6 | 35.6 | 35.6 | 35.6 | 35.6 | 35.6 |
| BRAKES | | | | | | | | |
| Power-assisted ventilated 10.8-in. front disc brakes; solid 10.2-in. rear disc brakes with Electronically Controlled Braking (ECB) system, and Star Safety System™ | S | S | S | S | S | S | S | S |
| DIMENSIONS | | | | | | | | |
| EXTERIOR (in.) | | | | | | | | |
| Overall height | 56.5 | 56.5 | 56.5 | 56.5 | 56.5 | 56.5 | 56.5 | 56.5 |
| Overall width | 70.1 | 70.1 | 70.1 | 70.1 | 70.1 | 70.1 | 70.1 | 70.1 |
| Overall length | 182.3 | 182.3 | 182.3 | 182.5 | 182.5 | 182.5 | 182.5 | 182.5 |
| Wheelbase | 106.3 | 106.3 | 106.3 | 106.3 | 106.3 | 106.3 | 106.3 | 106.3 |
| Track (front/rear) | 60.3/60.4 | 60.3/60.4 | 60.3/60.4 | 59.8/59.9 | 59.8/59.9 | 59.8/59.9 | 59.8/59.9 | 60.3/60.4 |
| Ground Clearance | 5.1 | 5.1 | 5.1 | 5.1 | 5.1 | 5.1 | 5.1 | 5.1 |
| INTERIOR (front/rear) (in.) | | | | | | | | |
| Head room without moonroof | 38.3/37.1 | 38.3/37.1 | — | — | 38.3/37.1 | 38.3/37.1 | — | 38.3/37.1 |
| Head room with moonroof | — | 38.0/37.1 | 38.0/37.1 | 38.0/37.1 | 38.0/37.1 | 38.3/37.1 | 38.0/37.1 | — |
| Shoulder room | 54.0/51.7 | 54.0/51.7 | 54.0/51.7 | 54.0/51.7 | 54.0/51.7 | 54.0/51.7 | 54.0/51.7 | 54.0/51.7 |
| Hip room | 53.9/51.3 | 53.9/51.3 | 53.9/51.3 | 53.9/51.3 | 53.9/51.3 | 53.9/51.3 | 53.9/51.3 | 53.9/51.3 |
| Leg room | 42.0/34.8 | 42.0/34.8 | 42.0/34.8 | 42.0/34.8 | 42.0/34.8 | 42.0/34.8 | 42.0/34.8 | 42.0/34.8 |
| Seating capacity | 5 | 5 | 5 | 5 | 5 | 5 | 5 | 5 |
| WEIGHTS AND CAPACITIES | | | | | | | | |
| Manual | — | — | — | 3055 | — | — | — | — |
| Automatic | 2910 | 2955 | 3045 | — | 3110 | 3110 | 3150 | 2850 |
| EPA passenger volume/with moonroof (cu. ft.) | 88.6 | 88.6 | 88.6 | 88.6 | 88.6 | 88.6 | 88.6 | 88.6 |
| Cargo volume (cu. ft.) ⁴⁶ | 13.1 | 13.1 | 13.1 | 13.1 | 13.1 | 13.1 | 13.1 | 13.1 |
| Fuel tank (gal.) | 13.2 | 13.2 | 13.2 | 13.2 | 13.2 | 13.2 | 13.2 | 11.4 |
| Coefficient of Drag (Cd) | 0.29 | 0.29 | 0.29 | 0.3 | 0.3 | 0.3 | 0.3 | 0.28 |
| TIRES | | | | | | | | |
| All-Season | S | S | S | S | S | S | S | S |
| Temporary | S | S | S | S | S | S | S | — |
| MILEAGE ESTIMATES (mpg city/highway/combined)⁴⁷ | | | | | | | | |
| | 30/38/33 | 30/38/33 | 29/37/32 | 29/36/32 | 31/40/34 | 31/40/34 | 31/38/34 | 53/52/52 |

See numbered footnotes in Disclosures section.

S = Standard O = Optional — = Not available P = Feature is available as part of an option package.

CARS BUILT FOR THE WAY YOU LIVE

At Toyota, we build cars for how you live. From building advanced safety features designed to help prevent crashes to driving cross-country to understand how we can make your driving experience better, our work starts with understanding your needs. Building cars for how you live also means thinking about tomorrow — from fuel efficiency and environmental innovations, to things beyond cars, like a bicycle that you can control with your mind. And because what we learn building cars can help improve lives in other places, we do things like help communities rebuild their homes quickly after a disaster and work with soup kitchens to help them serve more people faster. Toyota. Built for how you live.

DISCLOSURES

1. Toyota strives to build vehicles to match customer interest and thus they typically are built with popular options and option packages. Not all options/packages are available separately and some may not be available in all regions of the country. If you would prefer a vehicle with no or different options, contact your dealer to check for current availability or the possibility of placing a special order. Color(s) depicted may vary based on multiple factors, including ambient lighting and the format in which it is being viewed (e.g., computer, mobile device or print). 2. The Adaptive Front-Lighting System helps improve night vision. Situations such as a dirty windshield, rapidly changing light conditions or hilly terrain may limit effectiveness, requiring the driver to manually turn off the system. See *Owner's Manual* for additional limitations and details. 3. Do not rely exclusively on the Blind Spot Monitor. Always look over your shoulder and use your turn signal. There are limitations to the function, detection and range of the monitor. See *Owner's Manual* for additional limitations and details. 4. Tire life may be substantially less than mileage expectancy, depending on driving conditions. 5. SofTex® is a registered trademark of Toyota Motor Sales, U.S.A., Inc. 6. The Bluetooth® word mark and logos are registered trademarks owned by Bluetooth SIG, Inc., and any use of such marks by Toyota is under license. A compatible Bluetooth®-enabled phone must first be paired. Phone performance depends on software, coverage and carrier. 7. Dynamic Radar Cruise Control is designed to assist the driver and is not a substitute for safe and attentive driving practices. System effectiveness is dependent on many factors including road, weather and traffic conditions. DRCC not available on manual transmissions. See *Owner's Manual* for additional limitations and details. 8. Lane Departure Alert with Steering Assist is designed to read visible lane markers under certain conditions. It provides a visual and audible alert and slight steering force when lane departure is detected. It is not a collision-avoidance system or a substitute for safe and attentive driving. Effectiveness is dependent on many factors including road, weather and vehicle conditions. See *Owner's Manual* for additional limitations and details. 9. The Tire Pressure Monitor System alerts the driver when tire pressure is critically low. For optimal tire wear and performance, tire pressure should be checked regularly with a gauge; do not rely solely on the monitor system. See *Owner's Manual* for additional limitations and details. 10. The Smart Key System may interfere with some pacemakers or cardiac defibrillators. If you have one of these medical devices, please talk to your doctor to see if you should deactivate this system. 11. Qi wireless charging may not be compatible with all mobile phones, MP3/WMA players and like models. When using the wireless charging system, avoid placing metal objects between the wireless charger and the mobile device when charging is active. Doing so may cause metal objects to become hot and could cause burns. 12. May not be compatible with all mobile phones, MP3/WMA players and like models. 13. Always focus on the road while driving. Siri® is available on select iPhone®/iPad® models and requires Internet access. Siri® is not available in all languages or all areas and features vary by area. Some Siri® functionality and commands are not accessible in the vehicle. See apple.com and phone carrier for details. Data charges may apply. Siri® is a registered trademark of Apple Inc. 14. Apps and services are subject to change at any time without notice. Data charges may apply. Apple CarPlay® functionality requires a compatible iPhone® connected with an approved data cable into the USB media port. Apple CarPlay® is a registered trademark of Apple Inc. 15. Advanced voice recognition capabilities vary by head unit. 16. The Scout® GPS Link app is compatible with select vehicle models. Availability and accuracy of the information provided by Scout® GPS Link is subject to change at any time without notice and is dependent upon many factors, including smartphone connectivity, capability and cellular reception. Always use safe driving practices and follow all traffic rules. Data charges may apply. Scout® and Telenav® are registered trademarks of Telenav, Inc. 17. The Scout® GPS Link trial is at no extra cost and begins when the app is downloaded on the vehicle. Contact the Toyota Customer Experience Center at 800-331-4331 for length of trial period. After the trial period expires, enrollment in a paid subscription is required to access the service. Terms and conditions apply. 18. Toyota Safety Connect® depends on an operative telematics device, a cellular connection, navigation map data and GPS signal strength and other factors outside of Toyota's control, all of which can limit system functionality or availability, including access to response center and emergency support. Stolen vehicle police report required to use Stolen Vehicle Locator. Registration required. Service subject to change at any time without notice. Terms and conditions of subscription service agreement apply. Service may vary by vehicle and region. See usage precautions and service limitations in *Owner's Manual* and at toyota.com/connected-services/ for additional details. To learn about Toyota's data collection, use, sharing and retention practices, please visit <https://www.toyota.com/privacyvts/>. 19. The Safety Connect® trial period is at no extra cost and begins on the original date of purchase or lease of a new vehicle. After the trial period expires, enrollment in paid subscription is required to access the service. 20. Wi-Fi Connect is available on select 2018 and newer Toyota vehicles. Visit toyota.com for vehicle availability. Verizon Wireless is the network provider for Wi-Fi Connect, which uses Verizon's 4G LTE network to transmit data. Data usage and charges apply. Coverage not available everywhere; see vzw.com. See verizonwireless.com/bestnetwork for details. LTE is a trademark of ETSI. Other terms apply. Up to 5 devices can be supported using in-vehicle connectivity. Verizon Wireless data subscription required upon end of 6-month trial period or use of 2-GB data (whichever comes first). Use of Wi-Fi Connect subject to Verizon Wireless' Customer Agreement (verizonwireless.com/legal/notices/customer-agreement/), Privacy Policy (verizon.com/about/privacy/privacy-policy-summary), and data use policies (verizonwireless.com/support/vz-email-legal/). Apps and services subject to change at any time without notice. 21. The Wi-Fi Connect trial period is at no extra cost and begins on the date of activation. After the trial period expires, enrollment in a paid subscription is required to access the service. Terms and conditions apply. 22. HD Radio™ Technology manufactured under license from iBiquity Digital Corporation U.S. and Foreign Patents. HD Radio™ and the HD, HD Radio, and "Arc" logos are proprietary trademarks of iBiquity Digital Corp. 23. SiriusXM® audio services require a subscription sold separately by Sirius XM Radio Inc. If you decide to continue service after your trial, the subscription plan you choose will automatically renew thereafter and you will be charged according to your chosen payment method at then-current rates. Fees and taxes apply. To cancel, you must call SiriusXM at 1-866-635-2349. See SiriusXM Customer Agreement for complete terms at www.siriusxm.com. All fees and programming subject to change. Not all vehicles or devices are capable of receiving all services offered by SiriusXM. Current information and features may not be available in all locations, or on all receivers. ©2019 Sirius XM Radio Inc. SiriusXM and all related marks and logos are trademarks of Sirius XM Radio Inc. 24. SiriusXM All Access trial length and service availability may vary by model, model year or trim. 25. Information provided is based on the last time data was collected from the vehicle and may not be up to date. Service Connect depends on an operative telematics device, a cellular connection, navigation map data, GPS signal strength and other factors outside of Toyota's control, which can limit functionality or availability. Service may vary by vehicle and region. Registration required. Service subject to change at any time without notice. Terms and conditions of subscription service agreement apply. See usage precautions and service limitations in *Owner's Manual* and at toyota.com/connected-services/ for additional details. To learn about Toyota's data collection, use, sharing and retention practices, please visit <https://www.toyota.com/privacyvts/>. 26. The Service Connect trial period is at no extra cost and begins on the original date of purchase or lease of a new vehicle. After the respective trial period expires, enrollment in paid subscription is required to access the service. 27. Use only if aware of circumstances surrounding vehicle and it is legal and safe to do so (e.g., do not remotely start engine if vehicle is in an enclosed space or vehicle is occupied by a child). Remote Connect depends on an operative telematics device, a cellular connection, GPS signal strength and other factors outside of Toyota's control, which can limit system functionality and availability. Service may vary by vehicle and region. Registration and app download required. Terms and conditions of subscription service agreement apply. Data charges may apply. Remote start/stop not available on manual-transmission-equipped vehicles. Services subject to change at any time without notice. See usage precautions and service limitations in *Owner's Manual* and at <https://www.toyota.com/connected-services/> for additional details. To learn about Toyota's data collection, use, sharing and retention practices, please visit <https://www.toyota.com/privacyvts/>. 28. The Remote Connect trial period is at no extra cost and begins on the original date of purchase or lease of a new vehicle. After the trial period expires, enrollment in a paid subscription is required to access the service. Terms and conditions apply. 29. JBL® and Clari-Fi® are registered trademarks of Harman International Industries, Inc. 30. Dynamic Navigation depends on an operative telematics device, a cellular connection, navigation map data and GPS signal strength, and other factors outside of Toyota's control, which can limit system functionality or availability. Services not available in every city or roadway. Use common sense when relying on information provided. Service may vary by vehicle and region. Registration is required. Terms and conditions of subscription services agreement apply. See *Owner's Manual* and <https://toyota.com/connected-services/> for additional limitations and details. To learn about Toyota's data collection, use, sharing and retention practices, please visit <https://www.toyota.com/privacyvts/>. 31. The Dynamic Navigation three year trial period begins on the original date of purchase or lease of a new vehicle. After the trial period expires, enrollment in paid subscription is required to access the service. 32. Destination Assist depends on an operative telematics device, a cellular connection, navigation map data and GPS signal strength and other factors outside of Toyota's control, which can limit system ability functionality or availability. Use common sense when relying on this information. Service may vary by vehicle and region. Registration required. Services subject to change at any time without notice. Terms and conditions of subscription services agreement apply. See *Owner's Manual* and toyota.com/connected-services/ for additional limitations and details. To learn about Toyota's data collection, use, sharing and retention practices, please visit <https://www.toyota.com/privacyvts/>. 33. The Destination Assist Connect trial period is at no extra cost and begins on the original date of purchase or lease of a new vehicle. After the trial period expires, enrollment in a paid subscription is required to access the service.

DISCLOSURES (continued)

34. Toyota Safety Sense™ effectiveness is dependent on many factors including road, weather and vehicle conditions. Drivers are responsible for their own safe driving. Always pay attention to your surroundings and drive safely. See *Owner's Manual* for additional limitations and details. **35.** The Pre-Collision System (PCS) with Pedestrian Detection (PD) is designed to determine if impact is imminent and help reduce impact speed and damage in certain frontal collisions involving a vehicle or a pedestrian. PCS w/PD is not a substitute for safe and attentive driving. System effectiveness depends on many factors, such as speed, size and position of pedestrian and weather, light and road conditions. See *Owner's Manual* for additional limitations and details. **36.** Rated for 12 volts. See *Owner's Manual* for additional limitations and details. **37.** Sway Warning is designed to provide a visual and audible alert if it detects a pattern of vehicle movement that might indicate driver inattention or drowsiness. It is not a collision-avoidance system or a substitute for safe and attentive driving. Effectiveness is dependent on many factors including road, weather and vehicle conditions. See *Owner's Manual* for additional limitations and details. **38.** Automatic High Beams operate at speeds above 25 mph. Factors such as a dirty windshield, weather, lighting and terrain limit effectiveness, requiring the driver to manually operate the high beams. See *Owner's Manual* for additional limitations and details. **39.** Do not rely exclusively on Road Sign Assist (RSA). RSA is a driver support system that utilizes the vehicle's forward-facing camera and navigation system to recognize certain road signs and provide information to the driver via the multi-information display and/or Head-Up Display. Effectiveness is dependent on road, weather, vehicle and sign conditions. Use common sense when using RSA and do not drive distracted. See *Owner's Manual* for additional limitations and details. **40.** Lane Tracing Assist (LTA) is designed to read visible lane markers and detect other vehicles under certain conditions when DRCC is engaged. When potential lane departure is detected, LTA provides a visual warning and either an audible alert or vibration in the steering wheel and can apply a slight steering force. It is not a collision-avoidance system or a substitute for safe and attentive driving. Effectiveness is dependent on many factors including road, weather and vehicle conditions. LTA not available on manual transmissions. See *Owner's Manual* for additional limitations and details. **41.** Brake Assist is designed to help the driver take advantage of ABS and is not a substitute for safe driving practices. Braking effectiveness also depends on proper vehicle maintenance, tire and road conditions. See *Owner's Manual* for additional limitations and details. **42.** Smart Stop Technology® operates only in the event of certain contemporaneous brake and accelerator pedal applications. When engaged, the system will reduce power to help the brakes bring the vehicle to a stop. Factors including speed, road conditions and driver input can all impact stopping distance. Smart Stop Technology® is not a substitute for safe and attentive driving and does not guarantee instant stopping. See *Owner's Manual* for additional limitations and details. **43.** Airbag systems are Supplemental Restraint Systems and are designed to inflate only under certain conditions and in certain types of severe collisions. To decrease the risk of injury from an inflating airbag, always wear seatbelts and sit upright in the middle of the seat as far back as possible. Do not put objects in front of an airbag or around the seatback. Do not use a rearward-facing child seat in any front passenger seat. See *Owner's Manual* for additional limitations and details. **44.** Whiplash-Injury-Lessening front seats can help reduce the severity of whiplash injury in certain rear-end collisions. **45.** Hill Start Assist Control is designed to help minimize backward rolling on steep ascents. It is not a substitute for safe driving judgment and practices. Factors including speed, grade, surface conditions and driver input can all affect whether HAC will be effective in preventing a loss of control. See *Owner's Manual* for additional limitations and details. **46.** Cargo and load capacity limited by weight and distribution. Always properly secure cargo and cargo area. **47.** 2020 EPA-estimated mileage. Actual mileage will vary. **48.** Vehicle Stability Control is an electronic system designed to help the driver maintain vehicle control under adverse conditions. It is not a substitute for safe and attentive driving practices. Factors including speed, road conditions, weather and driver steering input can all affect whether VSC will be effective in preventing a loss of control. See *Owner's Manual* for additional limitations and details. **49.** Extra-cost color. **50.** iPhone® is a registered trademark of Apple Inc. All rights reserved. **51.** Not all smartwatches are compatible with Remote Connect: Samsung Gear, Fitbit, Garmin are not compatible. **52.** Amazon, Alexa and all related logos are trademarks of Amazon.com, Inc. or its affiliates. Requires adequate signal strength and smartphone. See applicable application for details. Not all Amazon Alexa functionality is available for in-vehicle use and some functions depend on smart home technology. Download of the Toyota+Alexa app is required to begin in-vehicle use of Alexa. Data charges may apply. Apps, prices and services subject to change at any time without notice. To learn more, go to <https://www.toyota.com/audio-multimedia>. To learn more about Toyota's data collection, use, sharing and retention practices, please visit <https://www.toyota.com/privacyvts/>. **53.** 2020 EPA-estimated 53 city/52 highway/52 combined mpg for Corolla Hybrid LE. Actual mileage will vary. **54.** The backup camera does not provide a comprehensive view of the rear area of the vehicle and you should also look around the vehicle, using mirrors to confirm rearward clearance. Environmental conditions may limit effectiveness and view may become obscured. See *Owner's Manual* for additional limitations and details. **55.** This floor mat/floor liner was designed specifically for use in your model and model year vehicle and SHOULD NOT be used in any other vehicle. To avoid potential interference with pedal operation, each mat/liner must be secured with its fasteners. Do not install a floor mat/floor liner on top of an existing floor mat/floor liner. **56.** HomeLink® and the HomeLink® house icon are registered trademarks of Gentex Corporation. **57.** Genuine Toyota Paint Protection Film by 3M™ is designed for specific sections of the vehicle most prone to chipping and may vary depending on vehicle model. Select applications may require an additional charge. Toyota Genuine Accessory Warranty only applies when installation is performed by a trained Toyota-approved installer. See Toyota dealer for details. **58.** The TRD Air Intake is to be sold as a dealer-installed or over-the-counter option after the retail sale of the vehicle. The Performance Air Intake may not be sold to the customer at the installer. Please see dealer for details. **59.** The universal tablet holder is intended for passengers only. Drivers should always be sure to obey traffic regulations and maintain awareness of the road and traffic conditions at all times. Use of aftermarket accessories may pose an increased risk of injury to occupants in the event of an accident. Tablet sold separately. **60.** Connected Services depends on an operative telematics device, a cellular connection, navigation map data, GPS signal strength and other factors outside of Toyota's control, all of which can limit system functionality or availability, including access to response center and emergency support. Service may vary by vehicle and region. Apps and services subject to change at any time without notice. See toyota.com/connected-services for details. To learn about Toyota's data collection, use, sharing and retention practices, please visit <https://www.toyota.com/privacyvts/>. Stolen vehicle police report required to use Stolen Vehicle Locator. **61.** Dynamic voice recognition capabilities vary by head unit. **62.** Not available on manual transmission.

Toyota strives to build vehicles to match customer interest and thus they typically are built with popular options and option packages. Not all options/packages are available separately and some may not be available in all regions of the country. See toyota.com for information about options/packages commonly available in your area. If you would prefer a vehicle without any or with different options, contact your dealer to check for current availability or the possibility of placing a special order. Vehicles shown may be prototypes and/or shown with options. Actual models may vary. Color(s) depicted may vary based on multiple factors, including ambient lighting and the format in which it is being viewed (e.g., computer, mobile device or print).

WARRANTIES

Every Toyota Car, Truck and SUV is built to exceptional standards. And that's not idle boasting. We back it up with these Limited Warranty Coverages:

Basic: 36 months/36,000 miles (all components other than normal wear and maintenance items).

Hybrid-Related Component Coverage: Hybrid-related components, including the battery control module, hybrid control module and inverter with converter, are covered for 8 years/100,000 miles. Refer to applicable *Warranty and Maintenance Guide* for details.

Hybrid Battery: HV battery is covered for 10 years or 150,000 miles, whichever comes first. Warranty coverage is subject to terms and conditions. Refer to applicable *Warranty and Maintenance Guide* for details.

Powertrain: 60 months/60,000 miles (engine, transmission/transaxle, drive system, seatbelts and airbags).

Rust-Through: 60 months/unlimited miles (corrosion perforation of sheet metal).

Emissions: Coverages vary under Federal and California regulations. Refer to applicable *Warranty and Maintenance Guide* for details.

Some vehicles are shown with available equipment. Seatbelts should be worn at all times. For details on vehicle specifications, standard features and available equipment in your area, contact your Toyota dealer. A vehicle with particular equipment may not be available at the dealership. Ask your Toyota dealer to help locate a specifically equipped vehicle.

All information presented herein is based on data available at the time of printing, is subject to change without notice and pertains specifically to mainland U.S.A. vehicles only.

Accessories: For Genuine Toyota Accessories purchased at the time of the new vehicle purchase, the Toyota Accessory Warranty coverage is in effect for 36 months/36,000 miles from the vehicle's in-service date, which is the same coverage as the Toyota New Vehicle Limited Warranty.

For Genuine Toyota Accessories purchased after the new vehicle purchase the coverage is 12 months, regardless of mileage, from the date the accessory was installed on the vehicle, or the remainder of any applicable new vehicle warranty, whichever provides greater coverage.

You may be eligible for transportation assistance if it's necessary that your vehicle be kept overnight for repairs covered under warranty. Please see your authorized Toyota dealership for further details.

For complete details about Toyota's warranties, please visit www.toyota.com, refer to the applicable *Warranty and Maintenance Guide* or see your Toyota dealer.



For Toyota Mobility program details, go to www.toyota.com/mobility or call the Toyota Customer Assistance Center at 1-800-331-4331