

SAAB 99



SAAB 99

A completely new approach to the compact automobile.




SAAB 99 is the direct result of over ten years automotive research and development and testing. Ten years of complete departure from tradition-bound design thinking. During this period several new concepts in automotive styling and design came to life. After stringent testing and re-testing, the best of these concepts were incorporated into the dramatically new SAAB 99.

The unique new styling of the SAAB 99 was conceived to meet the world's growing traffic problems. It's compact, lively and responsive, for enjoyable motoring under all conditions. However, its final length was strictly governed by the needs for ample room for passengers and baggage. The car's unusual width for its size gives it tremendous stability and roadability. It also permits three adults to ride all day comfortably in the rear seat. As an added design feature, the rear seat folds down, turning the SAAB 99 into a semi-station wagon with a metal floored load area running from the trunk right up to the back of the front seats.

For power, the new 99 is equipped with four cycle four cylinder in line engine that delivers 87 SAE horse power. As with other SAABs, the 99 is front wheel driven, with the engine in front for maximum traction and handling.

Test drive the SAAB 99 and discover how really enjoyable the results of 10 years of automotive research can be.

1. SAAB's convenient center console contains the gear shift, lighted ignition and gear shift lock, free wheeling control and ventilation controls for rear seat passengers. 2. SAAB 99 converts from sedan to station wagon in two simple steps. Fold the rear cushion forward, then unlatch and fold the seat back forward. 3. Standard bucket seats adjust forward and back, up and down. Their angle of tilt is also adjustable as well. Both seat backs are adjustable for driving and relaxing. 4. SAAB servo assist brakes operate on two separate circuits. Left front brake and right rear brake on one, the other two wheels on the other. In case of failure, the design assures safe, "straight-line" stops. 5. The SAAB engine has a cooling system with a cross flow radiator and expansion tank. An electric, thermostatically controlled fan operates only when necessary. 6. Windshield pillars are located well out of the driver's line of vision.

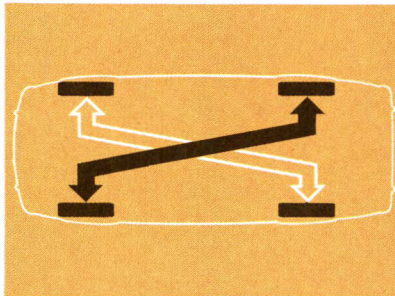





3.




4.



5.



6.



Dimensions and weights

Overall length: 171.4 in. (4354 mm.)
 Overall width: 66 in. (1676 mm.)
 Height, unladen: approx. 57 in. (1450 mm.)
 Ground clearance (at normal weight): approx. 6.7 in. (170 mm.)
 Wheelbase: 97.4 in. (2473 mm.)
 Front track: 54.7 in. (1390 mm.)
 Rear track: 55.1 in. (1400 mm.)
 Turning radius: approx. 16.9 ft. (5.1 m.)
 Frontal area: 20.7 sq.ft.
 Air resistance factor: 0.37.
 Curb weight (with fuel and water): 2335 lb. (1060 kg.)
 Max. weight, fully loaded: 3308 lb. (1500 kg.)
 Weight distribution at curb weight: 61% front, 39% rear.
 Number of seats: 5.
 Trunk space (SAE rating): 12.3 cu.ft. (347 l.)

Engine

The engine is slanted 45 degrees to the right and mounted in unit with the clutch, the gearbox and the differential.
 Cylinders: 4, in line.
 Bore: 3.29 in. (83.5 mm.)
 Stroke: 3.07 in. (78.0 mm.)
 Displacement: 104.3 cu.in. (1709 c.c.)
 Compression ratio: 9.0 to 1.
 Max. output: 87 b.h.p. SAE at 5500 r.p.m.; 80 b.h.p. DIN at 5200 r.p.m.
 Max. torque: 98 lb.ft. SAE (13.5 mkg) at 3000 r.p.m.; 94 lb.ft. DIN (13.0 mkg.) at 3000 r.p.m.
 Number of main bearings: 5.
 Overhead camshaft with chain drive.
 Number of camshaft bearings: 5.

Fuel system

Fuel pump: AC Delco, mechanical.
 Carburetor: Zenith-Stromberg, horizontal flow.
 Fuel tank capacity: 12.6 US gals. (48 l.)
 Min. octane rating: 96.

Cooling system

Water-cooling.
 Electrically driven and thermostatically con-

trolled cooling fan.
 Cooling system capacity: 8.5 US qts. (8 l.)

Transmission

Front-wheel drive. Free wheel.
 The hydraulically operated single dry plate clutch is mounted at the front end of the engine and connected to the gearbox via an intermediate gear. The gearbox and differential are placed below and in unit with the engine.
 Four forward gears, all synchronized.
 Gear ratios, engine to driving wheels: 1st 13.6 to 1, 2nd 8.6 to 1, 3rd 5.8 to 1, top 4.0 to 1, reverse 13.6 to 1.
 Intermediate gear ratio: 0.95 to 1.
 Final drive ratio: 4.22 to 1.
 Theoretical top gear speed at 1000 engine r.p.m.: 17.7 m.p.h. (28.5 km.p.h.)

Suspension

Independent front wheel suspension. Coil springs, placed above the upper transverse wishbones.
 Tubular rear axle with two pairs of longitudinal arms and a transverse beam. Coil springs.
 Double-acting telescopic shock absorbers front and rear.

Brakes

Disc brakes front and rear.
 Vacuum-operated servo assistance.
 The hydraulic system is diagonally divided into two independent circuits, each acting on one front wheel and opposite rear wheel. The brakes are calibrated to work with about 80 percent of their total power on the front wheels.
 Total swept braking surface: 351 sq.in. (2266 sq.cm.)
 Mechanical hand brake, acting on the front wheels through separate drums.

Steering

Rack and pinion type steering gear.
 Ratio, steering wheel to road wheels: 19.1 to 1.
 Divided and collapsible safety type steering column.

Wheels and tires

15 in. wide base special ledge steel wheels.
 Rims: 4.5 in. J SL×15 in.
 Tires: Radial ply, 155×SR 15 in.

Electrical system

Battery: 12 volt, 60 Ah.
 Starting motor: 1 b.h.p.
 Generator: Alternator type, 35 amp. 14 volt. 12 fuses, 8 amp.

Body

Self-supporting all-steel body with two doors.
 The rear seat bench and seat back can be folded to provide a steel-covered loading deck extending from the regular trunk and giving a total luggage floor length of about 69 inches.
 Individual front seats with reclinable backs (12°–40° in sitting position, 45°–68° in resting position). Safety seat back locks.
 Both front seats individually adjustable in height and inclination.
 High capacity heating and ventilation system with separate outlets to the rear compartment (can be operated by the rear seat passengers) and to the rear window.
 Inside dimensions: Shoulder room front 53.5 in. (136 cm.); shoulder room rear 55 in. (140 cm.); elbow room rear 60 in. (153 cm.); front head room 38.5 in. (98 cm.); rear head room 38 in. (96 cm.)
 The body is thoroughly treated against corrosion. Undercoating applied before final painting.

The manufacturers reserve the right to change specifications and equipment at any time and without notice.

