

# 1978 FORD PICKUPS





# 1978 Ford Pickups

## Built tough all over

The new Ford Pickups are tough from the ground up. Tough underneath with Ford's exclusive forged-steel Twin-I-Beam front axles and extensive corrosion protection. Tough out back with Ford's double-wall box.

And no matter what type of trucking you're into, Ford has the right pickup. They are offered in three cab types to match your seating requirements. The Ford *Regular Cab* is a roomy pickup with a full-width front seat. *SuperCab*

Regular Cab

SuperCab

Free Wheeling Flareside

Free Wheeling Styleside



Crew Cab



is a two-door pickup with room to seat a family of six with full-width front seat and optional rear bench seat. Or choose *Crew Cab*. The big four-door pickup that seats six big adults.

## Choose your style

Ford offers four different trim levels from the value-packed Custom up to the luxurious Ranger Lariat. And two types of pickup boxes—Styleside and Flareside. The selector chart on pages 16 and 17 will help you choose the right Ford Pickup.

Note: Some illustrations include optional equipment. See the standard features for each model, and the options shown or listed on pages 16 and 19.

## New 4-Speed Overdrive

Ford's new optional 4-speed overdrive manual transmission makes driving fun. It's mighty thrifty, too. Overdrive reduces piston travel per mile for less engine wear.



## New CB radio

Now Ford offers a complete, factory-installed CB radio. A 40-channel model with controls built into the hand mike. Reception is amplified through the Ford radio you choose (AM to AM/FM Stereo).




## New 4-Wheelin' action

For '78, Ford's rugged line of 4-wheelers has been expanded to include the family-size SuperCab, in addition to Regular and Crew Cabs. See the "4-wheeler" catalog.



## New tilt steering wheel

This option allows you to select any one of five wheel angles for individualized driving comfort. And wheel "pops up" for added knee clearance when getting in or out.



## Built Ford tough

93 out of 100 of all Ford Trucks registered over the last 12 years are still on the job. (Percentage is based on cumulative total registrations as of 7/1/76.)





# Ford Ranger Lariat

## The new luxury leader of the line

The handsome Ford Lariat Styleside Pickup features Deluxe Tu-Tone paint treatment within its sporty race track molding, special Ranger Lariat emblems and black tailgate applique. Solid exterior paint colors are available on Ranger Lariats if desired. The luxurious Lariat interior is shown at right. The Ranger Lariat is offered on Regular and SuperCabs with two- or four-wheel drive.



### Luxurious comfort

Smart Picton cloth seat upholstery is trimmed with super-soft vinyl. Comfortable full-foam seat. Deluxe seat belts are provided on Regular Cab models.



### Handy storage

Regular Cab seat back unlatches from either side for quick, convenient access to the large 5 1/2-ft. wide storage area.



### Extra insulation

Ranger Lariat features, in addition to Ranger XLT insulation items, attractive color-keyed vinyl headlining with special sound absorbing padding. Button-quilted design.



### Map pockets

Door trim panels have special padded inserts above, and handy map pockets in the lower door.



### Added carpeting

In addition to the luxurious wall-to-wall carpeting, Ranger Lariat features new side cowl carpeting for practical good looks.



Note: Some illustrations include optional equipment. See the standard features for each model, and the options shown or listed on pages 18 and 19.



# Ford Ranger XLT

## The handsome, comfortable Ranger XLT

The Ranger XLT is available in Regular Cabs, SuperCabs (main illustration) and Crew Cabs. Exterior features include bright aluminum bodyside molding with black vinyl insert (all cabs), and bright moldings on roof drip rail, windshield, rear window, rear side windows (SuperCab and Crew Cab). Stylesides have special tailgate applique (shown at right), with bright backup light and wheel lip moldings. Flareside pickup boxes are also available with Ranger XLT Regular Cabs.



### Ranger XLT interior

Ranger XLT features long-wearing Westminster cloth seat upholstery with vinyl trim. Chain Mail vinyl is a no-cost option. Rich-looking wall-to-wall cut-pile carpeting covers floor insulation. Vinyl headlining has sound absorbing backing. Door trim panels have woodgrain vinyl insert and bright trim moldings. Steering wheel horn bar has woodgrain vinyl surround. SuperCab shown.



### Rear bench seat option

Attractive Chain Mail vinyl trim on optional rear seat is included with Ranger, Ranger XLT and Ranger Lariat. Mohave vinyl trim is included with Custom model. Two center facing seats are also optional.



### Loadspace

SuperCabs provide 44 cu. ft. of protected cargo area behind the front seat. Shoulder bolsters are provided with Ranger, Ranger XLT and Ranger Lariat, and with any optional seat in Custom. (Shown with seat folded down.)



### Styleside tailgate

All Ford Stylesides have a one-hand latch that makes opening or closing the strong double-wall tailgate quick and easy. Ranger XLT displays an attractive aluminum tailgate applique with black "FORD" and bright moldings.



Note: Some illustrations include optional equipment. See the standard features for each model, and the options shown or listed on pages 18 and 19.




# Ford Ranger

## Ford Ranger

is built on advanced styling and comfort—all in a tough, practical truck. Features include (in addition to or in place of the Custom items listed below): rectangular headlights • bright moldings on roof drip rail and all windows • bright narrow bodyside moldings (all cabs and Stylesides) • bright hub caps (except dual rears) • bright upper and lower tailgate moldings and bright tailgate bezels.

## Ford Custom

is an outstanding value with this long list of standard features: New chromed contour front bumper • New argent grille • Turn signal lever with lane change feature • Behind-seat storage area (Regular Cabs) • Full-width, energy absorbing instrument panel • Molded door trim panels with armrests • Large glove box with pushbutton latch and wood-grain vinyl applique on door • Argent hub caps (except dual rears) • Black carpet-grain floor mat • Headlining • Door scuff plates.




### Ranger interior

Inviting-looking Chain Mail vinyl seat upholstery is complemented with color-keyed seat back cover (Regular Cabs), floor covering, sun visors and headliner with bright moldings. Sound insulation has been increased over Custom.



### New headlights

Rectangular headlights are standard on Ford Rangers. An attractive bright headlight surround is included with the optional chrome grille.



# Ford Custom



### Skanda cloth trim choice

This rich and luxurious Skanda cloth upholstery is available (without any extra charge) in Ford Rangers. Both Regular Cab and SuperCab (front seat only).



### Full-foam seat

Seven inches of soft, resilient foam in seat and five inches in back provide exceptional comfort. Standard in Custom through Ranger Lariat. Five inches of seat travel.



### Custom interior

Spacious, comfortable, and quiet. Custom models have rich-looking Mohave embossed vinyl seat trim. Special floor, door trim panel, and headliner insulation.



Note: Some illustrations include optional equipment. See the standard features for each model, and the options shown or listed on pages 18 and 19.



# Free Wheeling Truckin'

For fantastic, tough good looks—look to Ford's Free Wheeling Pickups. Rainbow stripe Stylesides and pinstripe shorty Flaresides.

Free Wheeling Styleside Package "A" includes: colorful "rainbow" bodyside tape stripe, unique interior (shown at right), blackout grille and black front bumper (an optional black rear contour or step bumper is required). Want more? Choose Free Wheeling Styleside Package "B" and you'll add a black GT bar, five macho painted styled steel wheels in your choice of white or yellow and a spare tire lock.


Free Wheeling Flareside is shown at far right.

Or you can design your own trick truck by selecting these Free Wheeling items that are also available as separate options:

- Rainbow tape stripe (Stylesides)
- GT bar (Stylesides)
- Forged aluminum wheels (4)  
5-slot brushed or  
10-hole polished
- Styled steel wheels (5), 15 x 6,  
15 x 8 available after Nov. 1, 1977
- Step bumper
- And more . . . see options on  
pages 18 and 19



Note: Some illustrations include optional equipment. See the standard features for each model, and the options shown or listed on pages 18 and 19.



## Free Wheeling Styleside

Super smart interior in silver and black with red accents is included with Free Wheeling packages (available for Custom and Ranger models).



## GT bar

Rugged black GT bar is available on Styleside pickups (except 140"wb.).



## New styled steel wheels

Five ultra-trick 15-in. wheels are included in Free Wheeling Styleside package "B." Painted in your choice of white or yellow. These styled steel wheels are optional on all F-100/150 pickups.



## Classic Shorty Flareside

Free Wheeling Flareside combines distinctive pinstripping (black, white or gold), blackout grille plus black front and rear bumpers. Available on any solid color Custom or Ranger model.





# Built tough where it matters most

Ford Trucks are famous for their toughness. One measure, 93 out of 100 of all Ford Trucks registered over the last 12 years are still on the job. (Percentage is based on cumulative total registrations as of 7/1/76.)

## Tough Twin-I-Beam

This Ford exclusive has the strength of two forged steel, I-beam axles with the ride of independent action.

## Double-wall construction

Styleside box has sturdy double-wall tailgate and sidewalls. Rounded corners make this box easy to clean.

## Tough backbone

Frame siderails are up to 8 inches deep, and the fuel tank is mounted within the frame under the pickup bed. Long two-stage variable rate rear springs help smooth the ride—light or loaded.

## No-rust liners

Front fender liners that can't ever rust—a Ford Pickup exclusive. Molded one-piece design is impact resistant and helps prevent mud, salt and snow from packing.

## Rust protection

Every Ford Styleside Pickup has over 355 sq. ft. of precoated steel. And special vinyl sealers and aluminized spray-ons are also designed to keep Ford Pickups looking young, lasting long.

## Trailer Towing

Ford offers two Trailer Towing Packages to meet your needs.

**LD Trailer Towing Package includes** (for trailers up to 2,000 lb.): Extra cooling • Wiring harness\* • HD flasher • Rear step bumper† • Emblem.


**HD Trailer Towing Package includes** (for trailers over 2,000 lb. or over 25-sq. ft. frontal area): Extra cooling (Super Cooling with 7.5L [460] V-8) • HD in-tank oil cooler (C-O-M) • HD flasher • 68 amp-hr battery • 60-amp. alternator • Ammeter and oil pressure gauge • Bright swing-out mirrors • HD shocks—front and rear • External auxiliary oil cooler (with C-O-M and 5.8L or larger V-8's) • Wiring harness\* • Emblem.

Note: To assure optimum performance, SelectShift Cruise-O-Matic transmission is required for all towing applications. See your Ford Dealer for additional required or recommended equipment (engines, axle ratios, etc.).

\*Includes 12-volt 7-wire (identified) sealed cable with connectors. †With Styleside Pickups except 155-in. WB, F-100 Supercab with V-8 and 140-in. WB.



## Tough Twin-I-Beam




## Double-wall construction



## Tough backbone

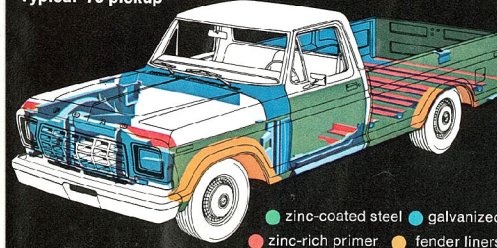


## No-rust liners



## Rust protection

### Typical '78 pickup



## ENGINE AVAILABILITY

Engine	(cu. in. displ.)	Series	
		Standard	Optional
4.9L Six	(300)	F-100, F-150 F-250, F-350	—
5L V-8	(302)	—	F-100 Reg. Cab F-150 Reg. Cab F-150 SuperCab*
5.8L V-8	(351)	F-350 Styleside and SuperCab	All others
6.6L V-8	(400)	—	F-100, F-150 F-250, F-350
7.5L V-8	(460)	—	F-150, F-250 F-350

\*N.A. in Calif.



# Ford RV Pickups

Fun and easy living actually begin with a tough dependable vehicle designed to handle your camper body. That's why Ford offers complete "Camper Special Packages" to provide all the basics most campers need.

**New Camper versatility for '78!**  
Now you can get away from it all, including roads. Ford Camper Special Packages are available on F-250 4 x 4's with your choice of full-time or part-time 4-wheel drive.

**F-250 Camper Special Packages** are optional on Regular Cab and SuperCab pickups or Chassis-Cabs to accommodate slide-in or chassis-mounted campers.

**F-350 Regular Cab Styleside Pickup** with Camper Special package has special RV advantages. The long 140-in. wheelbase allows optimum weight distribution with big slide-in campers up to 12-ft. long. GVWR's range up to 9,900 lb. (4,490 kg) with single-rear tires. Big tires that provide needed load capacity, convenience and narrower overall width than duals.

Camper Special Packages are also available on all F-350 Chassis-Cabs for frame-mounted campers, and SuperCab or Crew Cab pickups for slide-in campers.

## Family-Size SuperCabs

Ford SuperCab Pickups can seat a family of six inside, and take up to 11-ft. slide-in campers.



Note: All pickups shown have optional Camper Special or Trailer Towing packages. Some other items shown are also optional. See the standard features for each model, and the options shown or listed on pages 16 and 19.

**F-250/350 Camper Special Package** • 60 amp. alternator • 68 amp-hr battery • Oil pressure gauge • Ammeter • Bright 5 3/4" x 9 1/2" swing-out recreation mirrors • Camper wiring harness\* • Front and rear stabilizer bars • Extra cooling package • HD shock absorbers (front and rear) • "Camper Special" emblem (except Crew Cab) • Dual electric horns • HD in-tank oil cooler (with Cruise-O-Matic) • Spare tire carrier (w/140-in. wb. only).

## Crew Cab Campers

F-350 Styleside Pickups (shown with Ford box cover) take up to 11-ft. slide-in campers. Chassis-Cabs handle up to 12-ft. chassis-mounted campers.



## Regular Cab Campers

Regular Cab Pickups accommodate up to 12-ft. slide-in campers. Chassis-Cab models take up to 14-ft. campers. F-250 4-wheeler shown.



## Trailer Towing Packages

Ford offers Light Duty and Heavy Duty packages to match your hauling needs. GCWR's up to 15,000 lb. for 5th wheel trailers and 18,500 lb. for conventional trailers.



**NOTE: MINIMUM OPTIONAL EQUIPMENT REQUIRED WITH CAMPER SPECIAL (4x2)**—To provide optimum performance for camper applications, a V-8 engine and either a 4-speed or Cruise-O-Matic transmission are required. In addition, the following chart shows the minimum GVWR and size tires needed with Camper Special Package. The equipment shown does not necessarily represent the maximum camper loads and applications. For example, the super cooling package is recommended for extended high temperature climate operation in F-250, 9.50 x 16.5D or E tires are recommended for optimum handling and stability for single rear wheel units with full-size campers.

CAB TYPE	SERIES	GVWR PACKAGE (lb.—kg)	OPTIONAL TIRES REQUIRED <sup>1</sup>	
			Tubeless	Tube-Type
Regular	F-250	6,800—3,084	8.75 x 16.5E	7.50 x 16D
	F-250	7,700/3,500—3,490/3,583	—	7.50 x 16E
	F-350	8,000/8,200—3,629/3,720	8.75 x 16.5E	7.50 x 16C (F) & E (R)
	F-350 (DR)	9,500—4,309	—	7.50 x 16C
	F-350 (DR)	10,000—4,536	—	7.50 x 16C (F) & D (DR)
SuperCab	F-250	8,100—3,674	—	7.50 x 16E
	F-350	9,200—4,173	8.75 x 16.5E	—
Crew Cab	F-350	8,200—3,720	—	7.50 x 16C (F) & E (R)
	F-350 (DR)	9,500—4,309	—	7.50 x 16C
	F-350 (DR)	10,000—4,536	—	7.50 x 16C (F) & D (DR)


























\*Includes 12-volt 7-wire (identified) sealed cable with connectors. If spare tire is ordered, rear tire size should be selected. F—Front, R—Rear, DR—Dual Rear. <sup>1</sup>See note above.



# Ford makes it easy to pick a tough pickup.

This table offers a convenient guide to help you select the right pickup for your job. Read the columns from left to right to see which Ford series and GVWR package matches your particular job requirements the best. Additional spec's are shown at the far right.

Your Ford Dealer can provide complete information to help you make the right selection.

Series Cab and Cargo box style					Payloads* (GVWR's in lb. - kg)		Engine	Trans.	Styling level	
F-100	Regular Cab	Short wb. □ (6' Styleside)  □ (6½' Flareside) 	Long wb. □ (8' Styleside)  □ (8' Flareside) 	Short wb. □ 1340 lb. (607 kg) (2223 kg) □ 1795 lb. (810 kg) (5400 lb.) (2449 kg)	Tires† F78 x 15B  H78 x 15B	Long wb. □ 1175 lb. (533 kg) (2177 kg) □ 1550 lb. (703 kg) (5200 lb.) (2359 kg) □ 1915 lb. (868 kg) (5600 lb.) (2540 kg)	Tires† F78 x 15B  G78 x 15B  H78 x 15B  H78 x 15B  H78 x 15B	Litres (Cubic Inches)   □ 4.9 L (300) Six (Std.) □ 5.1 L (302) V-8 (Reg. Cab) □ 5.8 L (351) V-8 □ 6.6 L (400) V-8	□ 3-Spd. (Std.) □ 4-Spd. Overdrive □ 4-Spd. □ Cruise-O-Matic	□ Custom □ Ranger □ Ranger XLT □ Ranger Lariat
	SuperCab	□ (6¾' Styleside) 	□ (8' Styleside) 	□ 1320 lb. (598 kg) (2359 kg) □ 1170 lb. (530 kg) (5700 lb.) (2586 kg)	H78 x 15B  H78 x 15B	□ 1235 lb. (560 kg) (2359 kg) □ 1805 lb. (818 kg) (5800 lb.) (2631 kg)	H78 x 15B  H78 x 15B			
	F-150	Regular Cab	□ (8' Styleside)  □ (8' Flareside) 			□ 2355 lb. (6050 lb.) (2744 kg) □ 2470 lb. (6150 lb.) (2730 kg)	L78 x 15B  L78 x 15C	□ 4.9 L (300) Six (Std.) □ 5.1 L (302) V-8 (Reg. Cab, SuperCab except Calif.) □ 5.8 L (351) V-8 □ 6.6 L (400) V-8 □ 7.5 L (460) V-8	□ 3-Spd. (Std.) □ 4-Spd. Overdrive □ 4-Spd. □ Cruise-O-Matic	□ Custom □ Ranger □ Ranger XLT □ Ranger Lariat
SuperCab	□ (6¾' Styleside) 	□ (8' Styleside) 	□ 2150 lb. (5050 lb.) (2744 kg) □ 2250 lb. (6200 lb.) (2812 kg)	L73 x 15D  L78 x 15C	□ 2205 lb. (6200 lb.) (2812 kg) □ 2335 lb. (6400 lb.) (2993 kg)	L78 x 15H  L78 x 15C				
F-250	Regular Cab	□ (8' Styleside)  □ (8' Flareside) 			□ 2385 lb. (6200 lb.) (2812 kg) □ 2970 lb. (6900 lb.) (3384 kg) □ 3760 lb. (7700 lb.) (3445 kg) □ 3750 lb. (7900 lb.) (3583 kg)	8.00 x 16.5D  8.00 x 16.5E  8.75 x 16.5E  8.75 x 16.5E				
	SuperCab	□ (6¾' Styleside) 	□ (8' Styleside) 	□ 2275 lb. (6300 lb.) (2888 kg) □ 2755 lb. (6800 lb.) (3081 kg) □ 3500 lb. (7800 lb.) (3447 kg) □ 3505 lb. (7800 lb.) (3538 kg)	8.00 x 16.5D  8.00 x 16.5E  8.75 x 16.5E  8.75 x 16.5E	□ 2390 lb. (6550 lb.) (2971 kg) □ 2870 lb. (7350 lb.) (3195 kg) □ 3285 lb. (7500 lb.) (3402 kg) □ 3620 lb. (8100 lb.) (3574 kg)	8.00 x 16.5D  8.00 x 16.5E  8.00 x 16.5E  9.50 x 16.5D	□ 4.9 L (300) Six (Std.) □ 5.8 L (351) V-8 □ 6.6 L (400) V-8 □ 7.5 L (460) V-8	□ 3-Spd. (Std.) □ 4-Spd. Overdrive □ 4-Spd. □ Cruise-O-Matic	□ Custom □ Ranger □ N.A. w/Crew Cab □ Ranger XLT □ Ranger Lariat □ N.A. w/Crew Cab
	Crew Cab	□ (6¾' Styleside) 		□ 1785 lb. (6200 lb.) (2810 kg) □ 2370 lb. (6800 lb.) (3084 kg) □ 3220 lb. (7700 lb.) (3490 kg)	8.00 x 16.5D  8.00 x 16.5E  8.75 x 16.5E					
F-350	Regular Cab	□ (8' Styleside)  □ (Chassis-Cab)†  □ (Stake)† 	□ (8' Styleside)  □ (Chassis-Cab)†  □ (Stake)† 	□ 6010 lb. (10,000 lb.) (4536 kg) □ 5170 lb. (10,000 lb.) (4536 kg)	8.00 x 16.5D/E  8.00 x 16.5D/E	□ 3890 lb. (9300 lb.) (3755 kg) □ 4485 lb. (9900 lb.) (4037 kg) □ 5370 lb. (9900 lb.) (4490 kg) □ 5855 lb. (10,000 lb.) (4536 kg) □ 4730 lb. (10,000 lb.) (4536 kg)	8.75 x 16.5E  9.50 x 16.5D/E  9.50 x 16.5E(F) 12.00 x 16.5E(R)  8.00 x 16.5D  8.00 x 16.5D  8.00 x 16.5D	□ 4.9 L (300) Six (Std. 131" & 161" wb. RC & CC) □ 5.8 L (351) V-8 (Std. SuperCabs and 140" wb. RC)  □ 5.6 L (400) V-8  □ 7.5 L (460) V-8	□ 4-Spd. (Std.) □ Cruise-O-Matic	□ Custom □ Ranger □ N.A. w/Crew Cab □ Ranger XLT □ Ranger Lariat □ N.A. w/Crew Cab
	SuperCab	□ (8' Styleside)  □ (Chassis-Cab)† 				□ 4590 lb. (9200 lb.) (4173 kg) □ 4975 lb. (9200 lb.) (4173 kg)	9.50 x 16.5E  9.50 x 16.5E			
	Crew Cab	□ (8' Styleside)  □ (Chassis-Cab)† 				□ 2045 lb. (6750 lb.) (3080 kg) □ 3380 lb. (8200 lb.) (3715 kg) □ 4215 lb. (9100 lb.) (4128 kg) Max. □ 5465 lb. (10,000 lb.) (4536 kg)	8.00 x 16.5D  8.75 x 15.5E  9.50 x 15.5E  8.00 x 15.5D/E			
*Maximum allowable weight of people, cargo, body and equipment. Styleside Pickups and F-350 Chassis-Cab and Platform/Stake payloads shown. †Requires V-8 and optional transmission. ‡Tires included with GVWR Package										
*N.A. in Calif. RC—Regular Cab, SC—SuperCab, CC—Crew Cab, 1Dual Rear Tire										

EQUIPMENT	TWO-WHEEL DRIVE			
	F-100	F-150	F-250	F-350
Maximum GVWR (lb.)	5,600 (2,540 kg)	6,150 (2,790 kg)	7,900 (3,583 kg)	10,000 (4,536 kg)
Maximum GVWR (kg)	2,540 (5,600 kg)	2,790 (6,150 kg)	3,583 (7,900 kg)	4,536 (10,000 kg)
Engine	4.9 L (300) Six (Std.)	4.9 L (300) Six (Std.)	5.0 L (302) V-8 (Reg. Cab)	5.0 L (302) V-8 (Reg. Cab)
Transmission	3-Spd. (Std.)	3-Spd. (Std.)	4-Spd. Overdrive	4-Spd. Overdrive
Electrical: Battery (amp-hr)	41	41	41	41
Optional battery (amp-hr)	68, 68 aux.	68, 68 aux.	68, 68 aux.	68, 68 aux.
Alternator (amp.)	40	40	40	40
Engine: Displacement	4.9L (300) Six	4.9L (300) Six	4.9L (300) Six	5.0L (302) V-8
Optional	5.0L (302) V-8 (RC)	5.0L (302) V-8	5.0L (351) V-8	5.0L (351) V-8
Nominal Fuel Capacity* (gal.)	19	19	19	19
Nominal Dual Tank Capacity* Optional (gal.)	39	39	39	39
Shock Absorbers	Front & Rear	Front & Rear	Front & Rear	Front & Rear
Optional	HD	HD	HD	HD
Springs	Computer Selected	Computer Selected	Computer Selected	Computer Selected
Steering: Optional	Integral Power	Integral Power	Integral Power	Integral Power
Transmission	3-Spd. Sync.	3-Spd. Sync.	3-Spd. Sync.	4-Speed
Optional	4-Spd. Overdrive	4-Spd. Overdrive	4-Spd. Overdrive	4-Spd. Overdrive
Wheels: Type-Rim Size	(5) 3-Hole-5.5K (5) 5-Hole-5.5K (4) 6-Hole-6.0 (4) 6-Hole-6.0	(5) 3-Hole-5.5K (5) 5-Hole-5.5K (4) 6-Hole-6.0 (4) 6-Hole-6.0	(5) 3-Hole-5.5K (5) 5-Hole-5.5K (4) 6-Hole-6.0 (4) 6-Hole-6.0	(5) 3-Hole-5.5K (5) 5-Hole-5.5K (4) 6-Hole-6.0 (4) 6-Hole-6.0
Tires: Tubeless	F78 x 15B PT*	F78 x 15B PT	8.00 x 16.5D I†	8.00 x 16.5D I†
Optional	Both tubeless and tube-type-including RADIALS-in sizes to match GVWR requirements. Use adequate tires for load and type of service. Consult your Ford Dealer.	Both tubeless and tube-type-including RADIALS-in sizes to match GVWR requirements. Use adequate tires for load and type of service. Consult your Ford Dealer.	Both tubeless and tube-type-including RADIALS-in sizes to match GVWR requirements. Use adequate tires for load and type of service. Consult your Ford Dealer.	Both tubeless and tube-type-including RADIALS-in sizes to match GVWR requirements. Use adequate tires for load and type of service. Consult your Ford Dealer.

RC=Regular Cab SC=SuperCab CC=Crew Cab S=140" wb. Styleside Pickup PT=Passenger Type  
 T=Truck Type, \*F78 x 15B PT with SC, 16.50 x 16.5E with SuperCab, and 8.75 x 16.5E with  
 Styleside Pickup. †Fuel capacity varies with or without emission control package and some cab  
 styles. ‡Standard with 5,400 lb. and higher GVWR's. †N.A. with Crew Cab, or SuperCab in Calif.

## STYLESIDE PICKUP DIMENSIONS

Cab Type	Series	WB (in.)	Nominal Box Length (ft.)	Load Height Empty (in.)	Cab Height Empty (in.)	OAL (in.)
Regular Cab	F-100	117	6 1/2	26.1	71.5	195.1
	F-150	133	8	28.2	72.5	211.3
	F-250	133	8	30.5	72.2	211.3
SuperCab	F-100	139	8	30.5	72.1	217.3
	F-150	155	8	30.1	72.7	233.5
	F-250	155	8	30.1	72.7	233.5
Crew Cab	F-100	139	8	30.5	72.1	217.3
	F-150	155	8	30.1	72.7	233.5
	F-250	155	8	30.1	72.7	233.5

## FLARESIDE PICKUP DIMENSIONS

Cab Type	Series	WB (in.)	Nominal Box Length (ft.)	Load Height Empty (in.)	Cab Height Empty (in.)	OAL (in.)
Regular Cab	F-100	117	6 1/2	26.1	71.5	195.1
	F-150	133	8	28.2	72.5	211.3
	F-250	133	8	30.5	72.2	211.3
SuperCab	F-100	139	8	30.5	72.1	217.3
	F-150	155	8	30.1	72.7	233.5
	F-250	155	8	30.1	72.7	233.5

## STAKE DIMENSIONS

Cab Type	Series	WB (in.)	Nominal Box Length (ft.)	Load Height Empty (in.)	OA Height Empty (in.)	OAL (in.)
Regular Cab	F-100	117	6 1/2	26.1	71.5	195.1
	F-150	133	8	28.2	72.5	211.3
	F-250	133	8	30.5	72.2	211.3
SuperCab	F-100	139	8	30.5	72.1	217.3
	F-150	155	8	30.1	72.7	233.5
	F-250	155	8	30.1	72.7	233.5

## Flareside Pickups

are available in 6 1/2'- and 8-ft. lengths with seasoned hardwood floorboards. Available with Regular Cabs.


## Styleside Pickups

are offered in 6 1/2'- and 8-ft. lengths with sturdy all-steel, welded construction.


## Platform/Stakes

are available in 9'- and 12-ft. lengths for F-350 Regular Cabs.


## Flareside Pickups



## Styleside Pickups



## Platform/Stakes





# Options

Ford offers a wide choice of options to make your driving easier... your pickup better equipped for work or personal use. Many are illustrated, others are listed below.

## Appearance

- ☐ Bright box rails for 8-ft. Styleside Pickups.
- ☐ Bright bodyside molding with black vinyl insert (for Custom and Ranger Stylesides and Chassis Cabs).
- ☐ Bright rocker panel molding (N.A. with Lariat, Crew Cab, Flareside, or Deluxe Tu-Tones).
- ☐ Bright wheel lip molding (Custom only).
- ☐ Narrow bodyside molding (for Custom Stylesides and Chassis Cabs).
- ☐ Tape/paint stripe dual narrow extending the full length of Styleside Pickups. Available in five colors with solid exterior paint or regular Tu-Tone only.

## Box Cover

- (Available with 8-ft. Stylesides except F-100 and F-150 4x2 SuperCabs.)
- ☐ Pickup box cover has textured white fiber-glass and tinted side and rear windows, adjustable roof vent, and liftgate.
  - ☐ Deluxe series adds sliding side windows with screens, bright side and rear window moldings, dome light, Tu-Tone paint.
  - ☐ Sliding front window (clear glass) available on white box cover.

## Comfort/Convenience

### Heaters:

- ☐ High output heater.
- ☐ ComfortVent.
- ☐ Rear seats (see SuperCabs, page 6).
- ☐ Convenience Package includes intermittent wipers, 12-in. day/night mirror and door map pockets (map pockets std. on Lariat).
- ☐ Electric rear window defroster.
- ☐ Visibility/Light Group includes these lights: Glove box, ashtray, under instrument panel, engine compartment and cargo box.

### Seat upholstery:

- ☐ Breathable knitted vinyl (without extra charge except Custom).
- ☐ Durable polyknit (Regular Cabs only).
- ☐ Heavy-duty black vinyl (N.A. with Lariat).

## Free Wheeling Packages

(see pages 10 & 11)

### Performance

- ☐ Engine block heater—single 600 watt with Six or 5L V-8, dual with larger V-8's.
- ☐ Northland Special includes engine block heater, —3° F antifreeze, 83 amp-hr battery, 60 amp alternator and limited-slip rear axle.
- ☐ Handling Package (F-100 and F-150) includes front stabilizer bar, HD front and rear shocks and HD front springs. Radial tires are recommended.
- ☐ Super Cooling Package (available with 5.8L and bigger V-8's).
- ☐ Trailer Towing Packages, see page 12.

## Protection

- ☐ Amber cab clearance lights (five).
- ☐ Locking inside hood release.
- ☐ Protection Package includes bright door edge guards, front bumper guards and rub strip.
- ☐ Security Group, includes locking: gas cap(s), glove box door, inside hood release and spare tire (regular carrier only).
- ☐ Tie-down hooks, 8 chromed.

**Note:** Options are not necessarily available in all series or models. Some options are required, or are not available, in combination with other options. Ask your Ford Dealer.

## Colors


1. Raven Black. 2. Wimbledon White.
3. Candyapple Red. 4. Castillo Red.
5. Silver Metallic. 6. Midnight Blue Metallic.
7. Light Blue. 8. Bahama Blue.
9. Light Jade. 10. Dark Jade Metallic.
11. Chrome Yellow. 12. Tan. 13. Medium Copper.
14. Dark Brown Metallic.
15. Dark Cinnamon Glow\*. 16. Cream.
17. Jade Glow\* (Maroon, Bright Yellow and Tangerine are available on Special Order at extra cost). Wimbledon White may be used as the accent color for any exterior color except Silver Metallic and Cream. See your Ford Dealer.

\*Optional colors.

**Interior colors:** black, blue, red, jade green or saddle.



1. Recreation swing-out mirrors



2. Low-mount western mirrors



5. 40-channel CB radio



6. 4-speed overdrive



3. AM digital clock radio



7. Illuminated vanity mirror



8. Speed control



4. Air conditioning



9. Sliding rear window



10. Tool storage box

1. Recreation swing-out 6 1/4" x 9 1/2" mirrors.

2. Low-mount western 9" x 6" mirrors.

3. New AM digital clock radio displays time and radio frequency. AM, AM/FM and AM/FM/stereo are other radio choices.

4. Air conditioning is a compact, efficient unit that's integral with the heater for year-round comfort.

5. New 40-channel CB radio (available in Regular Cabs) is an integral, factory-installed unit. Receives through any optional radio (AM to AM/FM/stereo).

6. New 4-speed overdrive transmission is fully synchronized in all forward gears for easy shifting.

7. New illuminated vanity mirror lights up when cover is opened. Low and high illumination adjustment.

8. Speed control maintains set speed. Available with 5.8L and larger V-8's.

9. Sliding rear window (tinted glass) has an outer molding to accept a weather-seal boot from camper.

10. Tool storage box with locking door in


## Tu-Tone choices

**Regular Tu-Tone:** accent color is applied on roof and upper back panel. Includes a belt-line molding around back of cab. Available with all type cabs, and optional dual tape stripes.


**Deluxe Tu-Tone (Stylesides only):** accent color is applied inside upper and lower bodyside moldings and below lower tailgate molding. Standard on Ranger Lariat, available on Regular and SuperCabs. On other trim levels the Tu-Tone option includes bright molding additions or deletions as needed to compliment Tu-Tone scheme.

**Combination Tu-Tone:** Regular and Deluxe Tu-Tones combined (Regular and SuperCab Styleside Pickups only).


**Deluxe box cover** has Tu-Tone with Textured White incorporating the body color as an accent color with selected colors. Textured White with Wimbledon White accent is used with other body colors. N.A. with F-100/F-150 SuperCabs.




Regular Tu-Tone



Deluxe Tu-Tone (Stylesides only)




Combination Tu-Tone




Deluxe box cover

11. Tilt steering wheel



13. Maintenance-free battery



16. Painted styled steel



19. Mag-style covers



21. 5-slot forged aluminum



14. SelectShift Cruise-O-Matic



12. Sport steering wheel




15. Step bumper

17. Slide-out spare tire carrier



20. Flip-open windows



22. 10-hole forged aluminum

curbside of pickup box skirt on 8-ft. (133- or 150-in. wb.) Stylesides.

11. New tilt steering wheel allows you to select any of five wheel angles.

12. New sport steering wheel (shown) has modern brushed spokes and simulated leather wrapped padded rim. Or choose the new simulated leather wrapped steering wheel (includes woodgrain vinyl horn pad with Custom and Ranger).

13. Maintenance-free battery virtually eliminates water loss or terminal corrosion. This 68 amp-hr

78-plate battery is also available as an auxiliary.

14. SelectShift Cruise-O-Matic provides a choice of automatic or manual shifting.

15. Step bumper, chromed or painted argent for Styleside Pickups. Also, a choice of chromed or black contour rear bumpers (Styleside), black channel (Flareside).

16. New painted styled steel 15-in. wheels (5). Yellow included with Free Wheeling StyleSide Package "B." White wheels are optional.

17. Slide-out spare tire carrier allows spare to be

easily pulled out from under the frame.

18. New chrome grille and bright headlight surround (grille only with Custom).

19. Mag-style wheel covers for 15-in. wheels. Full wheel covers are available for pickups with 15- or 16.5-in. wheels.

20. Flip-open rear side windows on SuperCabs (plain or tinted glass) with bright moldings and window latch.

21. 5-slot forged aluminum 15-in. wheels (4).

22. New 10-hole forged aluminum 15-in. wheels (4).



# Tough Ford Chassis-Cabs

Ford Chassis-Cabs are the strong, good-riding way to handle the custom body of your choice. All feature Ford's exclusive Twin-I-Beam front suspension for ruggedness and ride. They range up to the big, dual-rear-wheel F-350 series with 10,000 lb. (4,536 kg) GVWR. And Ford gives you a choice of Regular Cab, SuperCab or Crew Cab to match your seating requirements.

Ford factory-installed platform/stake bodies in 9- (shown), and 12-ft. lengths are available on F-350 Regular Cab series.



Specifications, descriptions and illustrative material contained herein were as accurate as known at the time this publication was approved for printing. Ford Division reserves the right to discontinue models or options at any time or change specifications, equipment or design without notice and without incurring obligation. All options and accessories illustrated or referred to as optional or available in this publication are at extra cost. Some options are required in combination with other options. For the price of the model with the equipment you desire or verification of specifications contained herein, see your Ford Dealer.



93 out of 100 of all Ford Trucks registered over the last 12 years are still on the job. (Percentage is based on cumulative total registrations as of 7/1/76.)

**FORD**  
**PICKUPS**  
FORD DIVISION

