

Ford

THE UNIVERSAL CAR

WHOLESALE
PRICE LIST OF PARTS

MODEL T

Effective August 1, 1926

Ford Motor Company
Detroit, Michigan

Ford Motor Company

FORD FACTORIES AND BRANCHES

Ford Factory, Detroit—*Parent Plant*
Ford Factory, Ford, Ontario, Canada
Ford Factory, Manchester, England

AMERICAN WHOLESALE BRANCHES

Arlanta	Cleveland	Fargo	Los Angeles	Oklahoma City	St. Paul
Buffalo	Columbus	Houston	Louisville	Omaha	Salt Lake City
Cambridge	Dallas	Indianapolis	Memphis	Philadelphia	San Francisco
Charlotte	Denver	Jacksonville	Milwaukee	Pittsburgh	Seattle
Chicago	Des Moines	Kansas City, Mo.	New Orleans	Portland	Washington
Cincinnati	Detroit	Kearny, N. J.	Norfolk	St. Louis	

Instructions for Ordering Parts

- 1—Order all parts through the Authorized Ford Dealer.
- 2—Always give Catalog Number and Name of each part ordered.
- 3—Specify whether shipments are to be made by freight, express or parcel post.
- 4—Remittance by Draft or Money Order must accompany all parts orders placed for shipment from the Ford Branch.

Prices subject to change without notice.

Note:—Part numbers covering parts used at present in the production of cars are printed in bold face type. All other Parts Numbers are printed in light face type.

Telegraph Code

We list below a brief General Code covering miscellaneous instructions relative to the shipment of parts.

Toperig —Ship to me (us) by express.	Topfton —When and how did you ship parts called for in my (our) telegram of —
Toperkleur —Ship by express to —	Topflutch —When and how will you ship parts called for in my (our) telegram of —
Topersteen —Ship to me (us) by freight.	Topwasser —When and how will you ship parts called for in my (our) letter of —
Toper —Ship to me (us) by parcel post.	

Copyrighted 1926
by
Ford Motor Company
All rights reserved.


INDEX

<p>Ammeter..... 38</p> <p>Axle (Front)..... 7</p> <p>Axle (Rear)..... 5</p> <p style="padding-left: 20px;">Drive Shaft..... 6</p> <p style="padding-left: 20px;">Universal Joint..... 6</p> <p>Battery Bracket and Parts..... 40</p> <p>Battery (Ford)..... 41</p> <p>Body Parts..... 23</p> <p style="padding-left: 20px;">Body Brackets..... 23</p> <p style="padding-left: 20px;">Dash..... 24</p> <p style="padding-left: 20px;">Floor Boards..... 24</p> <p style="padding-left: 20px;">License Brackets..... 24</p> <p>Carburetor..... 31</p> <p style="padding-left: 20px;">Ford Carburetor (Model "N. H.")..... 31</p> <p style="padding-left: 20px;">Ford Carburetor Parts (Model "G")..... 32</p> <p style="padding-left: 20px;">Kingston Carburetor (Model "L-4")..... 31</p> <p style="padding-left: 20px;">Kingston Carburetor Parts (Model "L-2")..... 33</p> <p>Carburetor Attachments..... 33</p> <p>Coil (Ford Spark)..... 36</p> <p>Cotter Pins..... 43</p> <p>Fenders..... 34</p> <p style="padding-left: 20px;">Fenders..... 34</p> <p style="padding-left: 20px;">Fender Bolts, Nuts and Brackets..... 34</p> <p style="padding-left: 20px;">Fender Irons..... 34</p> <p>Frame..... 11</p> <p>Gasoline Tank..... 11</p> <p>Generator and Parts..... 39</p> <p>Hood..... 29</p> <p>Horn (Electric)..... 44</p> <p>Lamps (Electric Head)..... 44</p> <p>Lamps (Side and Tail)..... 46</p> <p>Magneto and Fly Wheel..... 17</p> <p>Motor..... 12</p> <p style="padding-left: 20px;">Commutator..... 16</p> <p style="padding-left: 20px;">Crank Case and Cylinder Valve Cover..... 16</p> <p style="padding-left: 20px;">Crank Shaft and Cam Shaft..... 14</p> <p style="padding-left: 20px;">Cylinder..... 12</p> <p style="padding-left: 20px;">Piston and Connecting Rod..... 13</p> <p style="padding-left: 20px;">Valves, Push Rods, Exhaust and Inlet Manifold..... 16</p> <p>Muffler..... 29</p> <p>Radiator Fan..... 28</p> <p>Radiator—Thermo Syphon..... 26</p> <p>Running Board and Shields..... 35</p> <p>Running Board—Truck..... 36</p> <p>Spark Plugs..... 41</p> <p>Specialties (Ford)..... 44</p> <p>Springs..... 24</p> <p style="padding-left: 20px;">Spring (Front)..... 24</p> <p style="padding-left: 20px;">Spring (Rear)..... 25</p>	<p>Starter Drive..... 38</p> <p>Starter Parts..... 39</p> <p>Starting Crank..... 26</p> <p>Starting Motor and Parts..... 33</p> <p>Steering Gear..... 22</p> <p style="padding-left: 20px;">Steering Gear and Gear Case..... 22</p> <p style="padding-left: 20px;">Steering Gear Brackets..... 23</p> <p style="padding-left: 20px;">Steering Gear Throttle and Spark Rods..... 23</p> <p style="padding-left: 20px;">Steering Gear Tubing and Post..... 22</p> <p>Switch..... 36</p> <p>Tools (Repair)..... 43</p> <p>Tools (Repair)—Truck..... 43</p> <p>Tops..... 48</p> <p style="padding-left: 20px;">Roadster—1915-22..... 49</p> <p style="padding-left: 20px;">Roadster—1922-25..... 50</p> <p style="padding-left: 20px;">Roadster—1926..... 50</p> <p style="padding-left: 20px;">Touring—1915-22..... 48</p> <p style="padding-left: 20px;">Touring—1922-25..... 48</p> <p style="padding-left: 20px;">Touring—1926..... 49</p> <p>Transmission..... 18</p> <p>Transmission Control..... 20</p> <p>Transmission Cover..... 19</p> <p style="padding-left: 20px;">Clutch Release..... 20</p> <p style="padding-left: 20px;">Hand Brake..... 21</p> <p style="padding-left: 20px;">Pedals and Controller Shaft..... 21</p> <p style="padding-left: 20px;">Transmission Bands..... 20</p> <p>Truck Parts..... 51</p> <p style="padding-left: 20px;">Axle (Rear)..... 51</p> <p>Brake Parts..... 53</p> <p>Drive Shaft..... 52</p> <p>Frame..... 55</p> <p>Radius Rod..... 53</p> <p>Spring (Front)..... 54</p> <p>Spring (Rear)..... 53</p> <p>Transmission Control..... 55</p> <p>Wheels..... 54</p> <p>Worm..... 52</p> <p>Wheels..... 8</p> <p style="padding-left: 20px;">Clincher..... 8</p> <p style="padding-left: 20px;">Demountable..... 8</p> <p style="padding-left: 20px;">Demountable—Balloon..... 8</p> <p>Hubs and Parts..... 9</p> <p>Rim and Rim Carrier..... 10</p> <p>Wire..... 9</p> <p>Windshields..... 46</p> <p style="padding-left: 20px;">Touring and Roadster—1915-22..... 46</p> <p style="padding-left: 20px;">Touring and Roadster—1922-25..... 47</p> <p style="padding-left: 20px;">Touring and Roadster—1926..... 47</p> <p>Wiring..... 38</p>
--	--

Wholesale Price List of Parts

FORD MODEL T 1909-1926

EFFECTIVE AUGUST 1, 1926



Part No.	Name of Part	Year	LIST PRICE			Each	Fac. No.	No. Req. per Car
			Lots of 10 per lot	Lots of 100 per lot	Lots of 1000 per lot			

REAR AXLE

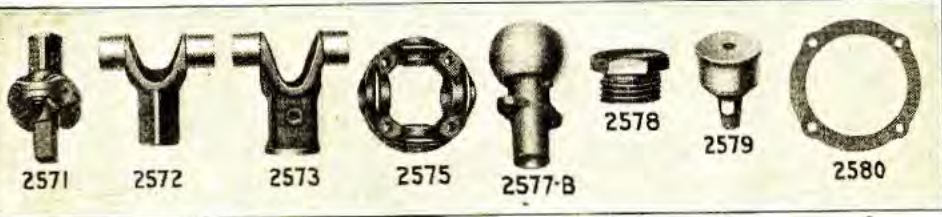
2500	Rear axle assembly	1909-25				\$50 00	95E	1
2500B	Rear axle assembly	1926				50 00	95B	1
2501	Axle housing—right	1915-25				8 00	7635AR	1
2501B	Rear axle housing assembly—R.	1926				8 00	7635B	1
2502	Axle housing—left	1915-25				8 00	7636AR	1
2502B	Rear axle housing assembly—L.	1926				8 00	7636B	1
2503E	Axle housing bolt	1913-26	\$0 15	\$1 00	\$6 00	03	285A	7
2503F	Axle housing bolt nut	1909-26	15	1 00	6 00	02	44	7
2504	Rear axle case gasket	1919-26	15	1 00	8 00	03	139	1
2505	Axle shaft	1912-26	12 50			1 40	2818	2
2506	Axle shaft washer	1909-26	10	75	5 00	02	39	1
2507	Axle shaft nut	1909-26	40	3 50	30 00	05	242	2
2508	Axle shaft R. B.	1909-26				55	253	4
2509	Axle shaft R. B. sleeve—R.	1909-26	1 40	13 50		15	170	2
2509B	Axle shaft R. B. sleeve—L.	1909-26	1 40	13 50		15	161	2
2510	Axle housing cap	1909-19	25	2 00		05	56AR	2
2510 1/2	Axle housing cap	1919-26	20	1 80	17 00	05	56B	2
2510A	Axle outer roller bearing steel washer	1909-26	15	1 00	7 50	02	199B	2
2510B	Axle outer roller bearing felt washer	1909-26	40	3 00	27 50	05	54	2
2511	Rear axle oil retainer	1926				20	198A	2
2511B	Rear axle oil retainer washer	1926				05	221	2
*2511C	Rear axle oil retainer assembly	1926				25	245	2
†2511D	Rear axle oil retainer set	1926				50	224S	1
2512C	Diff. case—left	1914-26	14 00			1 50	84	1
2513C	Diff. case—right	1914-26	8 00			90	81	1
2514B	Diff. case stud	1915-21	35	3 00		05	52RB	3
2514C	Diff. case bolt	1922-26	35	3 00	27 50	05	52C	3

*2511 with 2511 assembled. † 2 2511C in carton.
Above quantity prices as well as individual prices subject to wholesale trade discount.

Part No.	Name of Part	Year	LIST PRICE Lots of 10 per lot	LIST PRICE Lots of 100 per lot	LIST PRICE Lots of 1000 per lot	Each	Fac. No.	No. Req. per Car
----------	--------------	------	-------------------------------------	--------------------------------------	---------------------------------------	------	-------------	---------------------------

REAR AXLE—Continued

2515	Diff. case stud nut	1909-26	\$0 15	\$1 25	\$10 00	\$0 02	8	3
2518	Diff. drive gear	1909-26	22 50			2 50	12B	1
2519	Diff. drive gear screw	1909-26	20	1 75		03	103	10
2519A	Diff. gear lock ring	1909-26	15	1 00		02	118	2
2520B	Diff. gear	1909-26	9 50			1 00	13B	2
2521B	Diff. gear key	1911-26	40	3 50	30 00	05	137	2
2524C	Diff. pinion	1915-26	3 00			35	14D	3
2526B	Diff. spider	1909-26				75	15D	1
2528	Diff. thrust washer	1909-26	1 75			20	30	2
2529	Diff. thrust plate	1909-26	1 25	10 00		15	31	4
2531B	Diff. thrust plate pin	1917-26	10	75	5 00	02	7640	6
2532	Diff. housing oil plug	1909-26		4 00		05	817	1
2545	Rear axle grease cup	1909-26	60	5 00		10	76A2	
2547	Rear radius rod—right	1909-25				1 00	152	1
2547B	Rear radius rod—left	1909-25				1 00	158	1
2547C	Rear radius rod Assy.—R.	1926				1 00	152B	1
2547D	Rear radius rod Assy.—L.	1926				1 00	158B	1
2548	Radius rod nut	1909-26	35	3 00	25 00	05	77	2
2549	Radius rod lock nut	1909-26	35	3 00	20 00	05	78	2
2550	Radius rod lock washer	1909-26	15	1 00	7 50	02	2823	2
2551	Radius rod bolt	1909-26	35	3 00	27 00	05	83	4
2551B	Radius rod bolt nut	1909-26		2 50	20 00	03	60	4
2557	Hub cam shaft—right	1909-25	75	7 00		10	92BR	1
2557B	Hub brake cam—R.	1926				50	92C	1
2558	Hub cam shaft—left	1909-25	75	7 00		10	61CR	1
2558B	Hub brake cam—L.	1926				50	61C	1
2559	Hub brake cam bushing	1909-26	30	2 50		05	173AR	2
2559B	Hub brake cam bushing	1926				10	173B	2
2560	Rear axle brake housing cover Assy.—R.	1926				40	148	1
2561	Rear axle brake housing cover Assy.—L.	1926				40	149	1
2562	Cam shaft lever	1909-25				10	62	2
2562B	Hub brake cam lever	1926				10	62B	2
2563	Cam shaft lever pin	1909-25	05	30	2 00	01	7	4
2563B	Hub brake cam lever pin	1926	Order 3405					
2564	Lever clevis pin	1909-26		1 50		02	65	4
2566	Hub brake shoe	1909-25	3 20	30 00		35	2814R	2
2566B	Hub brake band Assy.	1926				1 25	2833	2
2566D	Hub brake band lining	1926	3 50	4 00		40	51	2
2567	Brake shoe support bolt	1909-25	45	4 00		05	59	2
2568	Brake shoe support nut	1909-25	Order 2551B					
2570B	Brake shoe coil spring	1913-25	15	1 00		02	2862	4
2570C	Hub brake band spring	1926				10	2862B	2




UNIVERSAL JOINT

2571	Universal joint assembly	1909-26	14 00			1 50	151B	1
2572	Joint knuckle (male)	1909-26				50	45B	1
2573	Joint knuckle (female)	1909-26				60	46B	1
2574	Joint knuckle pin	1909-26	08	50		01	6	1
2575	Joint ring, complete	1909-26	4 00			50	49B	1
2576	Joint ring rivets	1909-26	10	50 (per set 4)		05	50	4
2577B	Univ. joint housing	1914-26				1 00	7609	1
2578	Joint housing plug	1909-26	30	2 50		05	75	2
2579	Ball joint grease cup	1909-26	1 20	10 00		15	195	1
2580	Ball cap gasket	1909-26	30	2 50	20 00	05	1518	1

DRIVE SHAFT

2581	Drive shaft housing front bushing	1909-26				30	69	1
2582	D. S. tubing	1911-26	70 00			7 50	153B	1
2583B	D. S. bearing housing	1920-26				1 40	191C	1

When ordered to replace malleable type housing also order 2-2591 and 1-2591B. Above quantity prices as well as individual prices subject to wholesale trade discount.



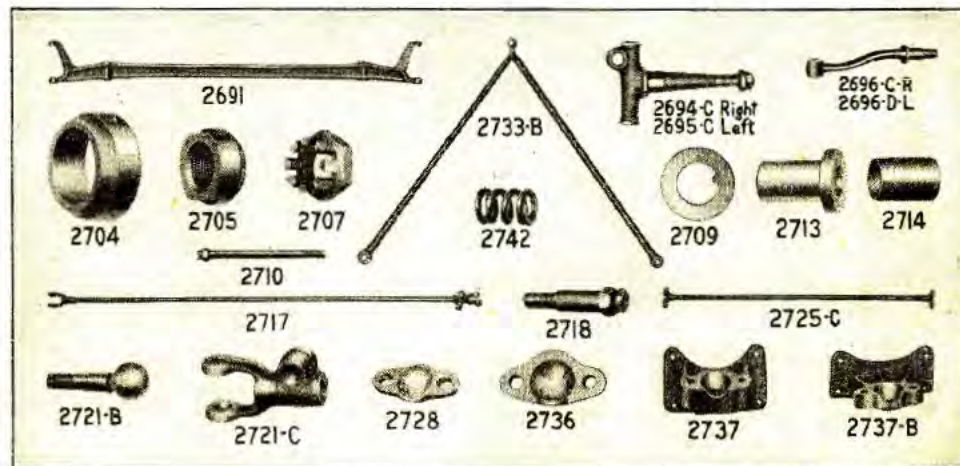
Part No.	Name of Part	Year	LIST PRICE Lots of 10 per lot	LIST PRICE Lots of 100 per lot	LIST PRICE Lots of 1000 per lot	Each	Fac. No.	No. Req. per Car
----------	--------------	------	-------------------------------------	--------------------------------------	---------------------------------------	------	-------------	---------------------------

REAR AXLE—Continued

2584B	D. S. R. B. cap screw	1912-26	\$0 35	\$3 00	\$25 00	\$0 05	183B	6
2584C	D. S. R. B. stud nut	1912-21	25	2 00		03	184R	6
2584D	D. S. R. B. cap screw lock washer	1912-26		30		doz.	05	157
2586	D. S. R. B. housing set screw	1911-21	45	4 00		05	101R	1
2587	D. S. roller bearing	1911-26	5 00			60	108	1
2588	D. S. R. B. distance plate	1911-21	15	1 00		05	106R	1
2589	D. S. ball race	1911-21				25	186R	1
2589B	D. S. ball bearing Assy.	1911-21				90	185AR	1
2590	D. S. ball retainer	1911-21	20			03	190AR	1
2591	D. S. ball thrust collar	1911-26	1 50			20	188	2
2591B	D. S. thrust ball and retainer Assy.	1920-26	1 50	14 00		20	162	1
2592	D. S. ball bearing	1911-21				Order 2811		
2593	D. S. R. B. sleeve	1911-21				1 50	107R	1
2595B	D. S. only	1911-26	25 00			3 00	87D	1
2596	D. S. sleeve	1911-26	4 00			50	163B	1
2597B	D. S. pinion	1911-26	10 00			1 25	16C	1
2597C	D. S. pinion	1911-26	10 00			1 25	16D	1
2598	D. S. castle nut	1911-26	70	6 00		08	124	1
2598B	D. S. pinion key	1911-26	40	3 00	27 50	05	57B	1

FRONT AXLE

2691	Front axle only	1909-26				9 00	202B	1
2694B	Spindle body—right	1911-25	13 50			1 40	280	1



2694C	Spindle body—R.	1926	13 50			1 40	280B	1
2695B	Spindle body—left	1911-25	13 50			1 40	281	1

Above quantity prices as well as individual prices subject to wholesale trade discount.

Part No.	Name of Part	Year	LIST PRICE			Each	Fac. No.	No. Req. per Car
			Lots of 10 per lot	Lots of 100 per lot	Lots of 1000 per lot			
FRONT AXLE—Continued								
2695C.	Spindle body—L.	1926	\$13 50			\$1 40.	281B.....1	
2696.	Spindle arm—right or left	1911-19	4 00			50.	771E.....2	
2696C.	Spindle arm—right	1919-26	4 00			45.	7715B.....1	
2696D.	Spindle arm—left	1919-26	4 00			45.	7716B.....1	
2697.	Spindle arm nut	1911-26						
2704.	Stationary cone	1909-25				15.	205AR.....2	
2705.	Adj. cone—right thread	1909-25				15.	206AR.....1	
2706.	Adj. cone—left thread	1909-25				15.	207AR.....1	
2707.	Spindle nut—right thread	1909-26		\$4 50		05.	209B.....1	
2708.	Spindle nut—left thread	1909-26		4 50		05.	208B.....1	
2709.	Spindle washer	1909-26	15	1 00	\$6 00	02.	210.....2	
2710.	Spindle bolt with oiler	1910-26	1 60	15 00		20.	770B.....2	
2711.	Spindle bolt nut	1909-26						
2713.	Spindle body bushing (pair)	1909-26	1 75	16 50	150 00	20.	223.....2	
2714.	Spindle arm bushing	1909-26	12	1 00	9 00	05.	225.....2	
2715D.	Spindle oiler	1919-26						
2717.	Spindle con. rod	1909-26	12 50			1 50	264.....1	
2718.	Spindle con. rod bolt with oiler	1909-26	1 40	12 00		15.	770E.....1	
2719.	Spindle con. rod bolt nut	1909-26		1 50	14 00	02.	220.....2	
2721B.	Spindle con. rod yoke ball	1919-26	1 75			20.	226B.....1	
2721C.	Spindle con. rod yoke	1919-26	3 50			40.	248B.....1	
2725C.	Steering gear con. rod	1926				80.	289B.....1	
2728.	Ball socket cap	1909-26	1 20	10 00		15.	254B.....2	
2729B.	Ball socket bolt and nut	1909-26						
2733B.	Front radius rod	1919-26				1 50	263B.....1	
2736.	Front radius rod ball cap	1909-26	1 20	10 00		15.	217.....1	
2737.	Front radius rod ball socket	1911-24				30.	809B.....15	
2737B.	Front radius rod ball socket	1924-26				30.	809C.....	
2741.	Radius rod ball cap stud	1911-26	30	2 50	22 50	05.	4365.....2	
2741B.	Radius rod ball cap stud nut	1911-26						
2741C.	Front radius rod ball cap bolt	1924				05.	251.....	
2742.	Radius rod ball cap spring	1911-26	15	1 00	8 00	03.	292.....2	

WHEELS

WHEELS (Clincher)

2800.	Front wheel—clincher	1909-25				6 00.	291B.....2
2800D.	Front wheel—clincher—less hub	1909-26				4 00.	295AR.....2
2800A1.	Front wheel—clincher—30 x 3 1/2	1926				6 00.	291J.....2
2814C.	Rear wheel—clincher	1912-25				6 00.	2815AR.....2
2814C2.	Rear wheel—clincher—11" brake drum	1926				6 50.	2815K.....2
2814D.	Rear wheel—clincher—less hub	1909-26				4 00.	2816AR.....2

WHEELS (Demountable)

†2800B.	Front wheel—dem. less rim	1919-24				5 50.	291DR.....2
†2800C.	Front wheel—dem. less rim	1919-24				5 50.	291ER.....2
†2800G.	Front wheel—dem. less rim	1919-26				5 50.	291G.....2
†2800E.	Front and rear wheel—dem. less rim and hub	1919-24				3 50.	293AR.....4
†2800F.	Front and rear wheel—dem. less rim and hub	1922-23				3 50.	293BR.....4
†2800H.	Front and rear wheel—dem. less rim and hub	1924-25				3 50.	293D.....4
†2801B.	Front wheel complete R. or L.—dem.	1919-26				7 00.	7697B.....2
†2814F.	Rear wheel complete—dem.—8" brake drum	1919-25				7 00.	7698BR.....2
†2814F2.	Rear wheel complete—dem. 30 x 3 1/2—11" brake drum	1926				7 00.	7698H.....2
†2814G.	Rear wheel—dem. less rim—8" brake drum	1919-26				5 50.	2815BR.....2
†2814H.	Rear wheel—dem. less rim—8" brake drum	1922-23				5 50.	2815CR.....2
†2814K.	Rear wheel—dem.—less rim—8" brake drum	1924-25				5 50.	2815E.....2
†2814K2.	Rear wheel—dem.—less rim 30 x 3 1/2—11" brake drum	1926				5 50.	2815H.....2

WHEELS (Balloon Demountable)

2800I.	Frt. wheel, balloon—with hub less rim—black	1926				5 50.	291H.....2
2800J.	Frt. wheel, balloon—with hub less rim—natural	1926				5 50.	291I.....2

*Substitute 2733B with spring perches for 2733.

†Use with 2845 rim.

‡Use with 2845G or 2845D rim.

§Use with attached clamp rim.

Above quantity prices as well as individual prices subject to wholesale trade discount.

Part No.	Name of Part	Year	LIST PRICE			Each	Fac. No.	No. Req. per Car
			Lots of 10 per lot	Lots of 100 per lot	Lots of 1000 per lot			
WHEELS—Continued								
WHEELS (Balloon Demountable)—Continued								
2800K.	Frt. & rear wheel—balloon—less rim & hub—black	1926				\$3 50.	293E.....4	
2800L.	Frt. & rear wheel—balloon—less rim & hub—natural	1926				3 50.	293F.....4	
2801D.	Front wheel complete—balloon—black	1926				7 00.	7697E.....2	
2801E.	Front wheel complete—balloon—natural	1926				7 00.	7697F.....2	
2814L.	Rear wheel complete—balloon—black—8" brake drum	1925				7 00.	7698E.....2	
2814L2.	Rear wheel complete—balloon—black—11" brake drum	1926				7 00.	7698G.....2	
2814M.	Rear wheel complete—balloon—natural—8" brake drum	1925				7 00.	7698F.....2	
2814M2.	Rear wheel complete—balloon—natural—11" brake drum	1926				7 00.	7698J.....2	
2814N.	Rr. wheel—balloon—with hub less rim—black—8" brake drum	1925				5 50.	2815F.....2	
2814N2.	Rear wheel—balloon—with hub less rim—black—11" brake drum	1926				5 50.	2815J.....2	
2814P.	Rr. wheel—balloon—with hub less rim—natural—8" brake drum	1925				5 50.	2815G.....2	
2814P2.	Rear wheel—balloon—with hub less rim—natural 11" brake drum	1926				5 50.	2815M.....2	

WHEELS (Wire)


2880.	Wire wheels, set of 5—specify Red, Green or Straw color	1926				*40 00	
2881.	Wire wheel assembly, less hub—specify Red, Green or Straw color	1926				*7 00.	2846S.....
2882.	Front hub with bolts and nuts including R. B. cups	1926				3 00.	2841S.....
2883.	Front hub bolt	1926				05.	2811S.....
2884.	Front and rear hub bolt nut	1926				15.	2809S.....
2885.	Front and rear hub cap	1926				35.	7727BS.....
2886.	Front hub grease retainer	1926				20.	2840S.....
2887.	Rear hub and brake drum with bolts and nuts	1926				3 50.	2842BS.....
2888.	Rear hub bolt	1926				05.	7332BS.....
2889.	Hub brake drum	1926				75.	3DS.....
2890.	Wire wheel locking nut	1926				25.	2852S.....
	Wire wheel socket wrench						

Order 5Z161

HUBS AND PARTS

2803.	Front hub assy.	1909-25				1 80.	200.....2
2803B.	Front hub with R B cups	1909-26				1 60.	219.....2
2804.	Outer race	1909-25		\$7 50		10.	234R.....2
2805.	Inner race	1909-25		11 00		15.	235R.....2
2806.	Outer ball retainer	1909-25	\$0 15	1 00		02.	236AR.....2
2807.	Inner ball retainer	1909-25	15	1 25		03.	237AR.....2
2808.	Dust ring	1909-26	20	1 50		03.	238.....2
2809.	Front & rear hub felt washer	1909-26	35	3 00	\$25 00	05.	239.....4
2810.	Large balls	1909-25		3 00	25 00	04.	241AR.....24
2811.	Small balls	1909-25		1 50	13 50	03.	249AR.....22
2815C.	REAR HUB	1912-26	10 00			1 25.	2819.....2
2816B.	Rear hub key	1912-26	15	1 40	12 00	03.	2863.....2
2818.	Rear hub brake drum	1909-25	3 00			40.	3B.....2
2818B.	Hub brake drum	1926				75.	3C.....2
2819.	Hub cap	1909-26				10.	7727.....4
2825.	Rear hub bolt	1911-26	15	1 00	8 00	03.	28B.....12
2825B.	Hub bolt nut	1911-26	10	90	6 00	02.	29.....24
2826.	Front hub bolt	1911-26	15	1 00	8 00	03.	27A.....12
2827.	Hub flange	1911-26	1 75	15 00		20.	233B.....4
2833.	Front hub bear. cup inner	1919-26	3 50			50.	2955.....2
2834.	Inside cone & roller assy.	1919-26	9 00			1 10.	205B.....2
2836.	Front hub bearing cup—outer	1919-26	3 50			40.	2956.....2
2837.	Outside cone and roller assy.—right thread	1919-26	6 00			75.	206B.....1
2838.	Outside cone and roller assy.—left thread	1919-26	6 00			75.	207B.....1
2841.	Front hub dust cap assy.	1919-26	75	7 00	60 00	10.	350.....2

Above quantity prices as well as individual prices subject to wholesale trade discount.



Part No.	Name of Part	Year	Lots of 10 per lot	LIST PRICE of 100 per lot	LIST PRICE of 1000 per lot	Each	Fac. No.	No. Req. per Car
----------	--------------	------	--------------------	---------------------------	----------------------------	------	----------	------------------

WHEELS—Continued

RIM AND RIM CARRIER

2845	Demountable rim only	1919-24	\$13 00			\$1 50	.8774AR	4
2845B	Demountable rim only	1919-26	13 00			1 50	.8774B	4
2845C	Demountable rim only	1922	13 00			1 50	.8774CR	4
2845D	Demountable rim only	1923	13 00			1 50	.8774DR	4
2845E	Demountable rim only—balloon	1926	13 00			1 50	.8774E	4
2846B	Demountable rim clamp	1919-24	50	\$4 00	\$32 50	10	.8831BR	16
2846C	Dem. rim clamp and nut assy.	1922	1 30	12 00		15	.8807	16



**2846D	Dem. rim clamp	1923	50	4 25		10	.8831FR	16
2847	Demountable rim bolt	1919-26	30	2 50	23 00	05	.8832A	16
2848	Dem. rim nut	1919-26	30	2 50	23 00	05	.8834B	16
2848B	Dem. rim nut	1919-25	30	2 50	23 00	05	.8834A	16
2849	Spare rim carrier	1919-25				2 25	.8848C	1
2849B	Spare rim carrier clamp bolt	1921-25				02	.7509B	1
2849B2	Spare rim carrier clamp bolt	1925-26				02	.7509CR	1
2849B3	Spare rim carrier clamp bolt	1926				02	.7509D	1
2849C	Spare rim carrier clamp support and bolt assy.	1921-24		13 50		15	.7511AR	1
2849G	Spare rim carrier clamp support and bolt assy.	1924-25		12 00		15	.7511BR	1
2849D	Spare rim carrier clamp	1921-25		7 50		10	.7312CR	1
2849E	Spare rim carrier—balloon	1925				2 25	.8848E	1
2849F	Spare rim carrier clamp	1925-26	75	00		10	.7312D	1
2870	Spare rim carrier bracket—R.	1919-22				50	.8824AR	1
2870B	Spare rim carrier bracket—R.	1922-25				50	.8824B	1
2870C	Spare rim carrier bracket—R.	1925				50	.8824C	1


††For balloon rim carrier.
 *Not subject to regular discount. ††Square shoulder. ††Round shoulder.
 †Use with 2845B, 2845D and 2845E rim. †Use with 2845C rim. †Use with 2845 rim.
 †Use with 2845 rim. ††Use with 2845D rim.
 Above quantity prices as well as individual prices subject to wholesale trade discount.

Part No.	Name of Part	Year	Lots of 10 per lot	LIST PRICE of 100 per lot	LIST PRICE of 1000 per lot	Each	Fac. No.	No. Req. per Car
----------	--------------	------	--------------------	---------------------------	----------------------------	------	----------	------------------

WHEELS—Continued

RIM AND RIM CARRIER—Continued

2871	Spare rim carrier bracket—L.	1919-22				\$0 50	.8825AR	1
2871B	Spare rim carrier bracket—L.	1922-25				50	.8825B	1
2871C	Spare rim carrier bracket—L.	1925				50	.8825C	1
2872	Spare rim carrier bracket and bolt assy.—Road.—Cp.	1926				1 50	.7317A	1
2872B	Spare rim carrier bracket and bolt assy.—T. C.—Tudor—Fordor	1926				2 75	.7333A	1
2873	Spare rim carrier only—balloon	1926				1 25	.7336A	1
2874	Spare rim carrier only—30" x 3 1/2"	1926				1 25	.7336B	1
2875	Spare rim carrier bolt	1926		\$0 75	\$6 00	10	.7332B	3
2875B	Spare rim carrier bolt	1926		75	6 00	10	.7339	3
2876	Spare rim carrier bolt nut	1926				05	.7338	3



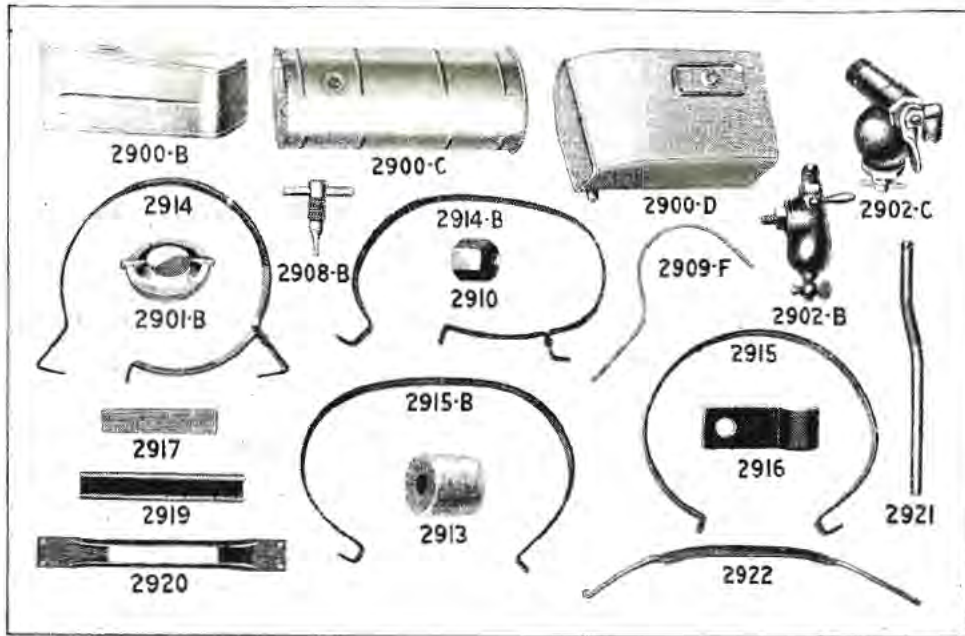
FRAME

2850	Frame assembly	1909-25				13 00	.2916	1
2850B	Frame assembly	1926				13 00	.2916B	1
2851B	Side member—right	1914-25				4 00	.2914	1
2851C	Side member—R.	1926				4 00	.2914B	1
2852B	Side member—L.	1914-25				4 00	.2915	1
2852C	Side member—L.	1926				4 00	.2915B	1
2853	Front cross member	1909-26		8 00	70 00	90	.303	1
2854B	Rear cross member	1914-25				1 20	.2913	1
2854C	Rear cross member	1926				2 00	.2913B	1
2855	Front corner bracket—R.	1909-26				15	.305	1
2856	Front corner bracket—L.	1909-26				15	.306	1
2857	Rear corner bracket—R.	1909-25				15	.307	1
2857B	Rear corner bracket—R.	1926				15	.307B	1
2858	Rear corner bracket—L.	1909-25				15	.308	1
2858B	Rear corner bracket—L.	1926				15	.308B	1
2859	Front end spacer—L.	1909-25				10	.318B	1
2859B	Front fender bracket to frame support—L.	1926				15	.318C	1
2860	Front end spacer—R.	1909-25				10	.319B	1
2860B	Front fender bracket to frame support—R.	1926				15	.319C	1
2863	Body bracket	1909-26				10	.344	4

GASOLINE TANK

2900B	Gas tank—Sedan	1916-25				6 00	.7950	1
2900C	Gasoline tank	1909-25				4 00	.1303B	1
2900D	Gas tank—Road.—T. C.—Cp.—Tudor	1926				6 00	.45070	1
2901B	Filling plug	1909-26		1 40	12 00	15	.1317	1
2902B	Sediment bulb	1909-26				90	.2088	1
2902C	Sediment bulb assy.—Road.—T. C.—Cp.—Tudor	1926				1 00	.2053	1
2903	Filling plug gasket	1909-26				02	.1306	1
2908	Pet cock	1909-25						
2908B	Sediment bulb drain plug assy.—Road.—T. C.—Cp.—Tudor	1926						
2909	Feed pipe—39 1/4"	1909-26		2 00		25	.1364	1
2909B	Feed pipe—51"	1916-23		2 50		30	.7965TR	1

††For balloon rim carrier.
 Above quantity prices as well as individual prices subject to wholesale trade discount.



Part No.	Name of Part	Year	LIST PRICE			Each	Fac. No.	No. Req. per Car
			Lots of 10 per lot	Lots of 100 per lot	Lots of 1000 per lot			

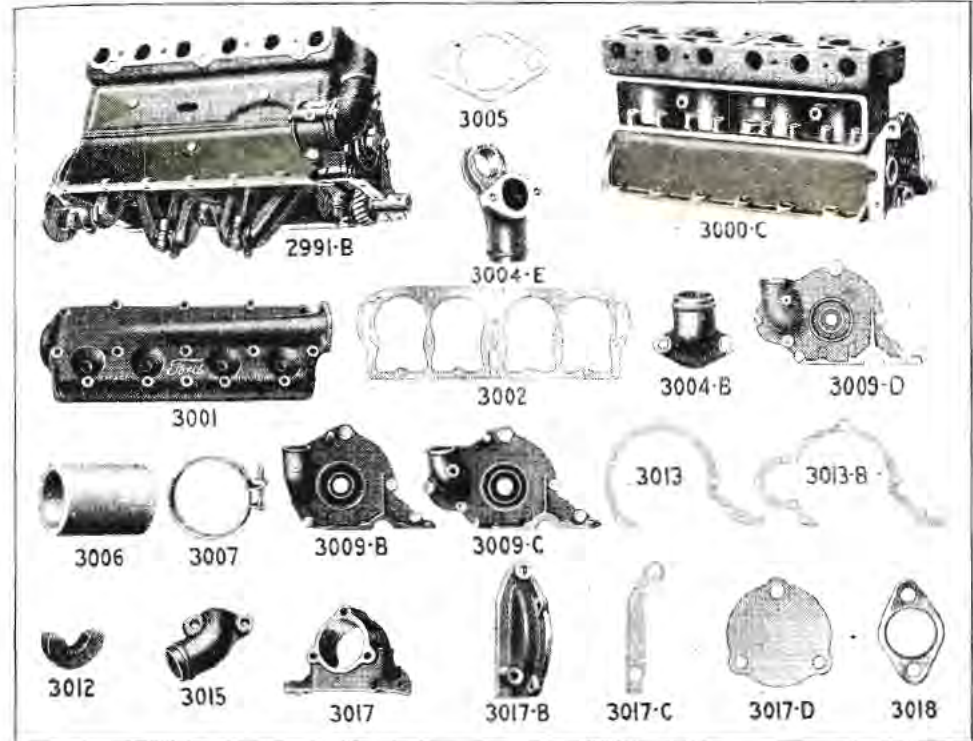
GASOLINE TANK—Continued

2909C...	Feed pipe—66 1/2"	1918-19				\$0 35	9775R	1
2909D...	Feed pipe—56 1/2"	1919-25	\$2 75			35	8690	1
2909E...	Feed pipe—49 1/4"	1923-25				30	7965B	1
2909F...	Gas feed pipe—Road.—T. C.—Cp.—Tudor	1926				20	1373	1
2910...	Feed pipe pack nut	1909-26	40	\$3 00		05	1374	2
2911...	Feed pipe—78"	1915				60	1394R	1
2913...	Feed pipe gasket	1909-26	15	1 00		02	5892	1
2914...	Gas tank support—R.	1917-20	1 75			20	2132AR	1
2914B...	Gas tank support—R.	1920-26	1 75			20	2132B	1
2915...	Gas tank support—L.	1917-20	1 75			20	2133AR	1
2915B...	Gas tank support—L.	1920-26	1 75			20	2133B	1
2916...	Feed pipe clamp	1921-26		75		01	2118	1
2917...	Gas tank pad—upper—Road.—T. C.—Cp.—Tudor	1926	40			05	45147	1
2918...	Gas tank pad front—Road.—T. C.—Cp.—Tudor	1926				25	45154	1
2919...	Gas tank support pad—Road.—T. C.—Cp.—Tudor	1926	80			10	40190	2
2920...	Stop and pad assy.—Road.—T. C.—Cp.—Tudor	1926				75	45153	2
2921...	Gas tank overflow pipe—Road.—T. C.—Cp.—Tudor	1926				25	45117	1
2922...	Gas tank support and pad assy.	1926				50	40158	1

CYLINDER MOTOR

2990B...	Motor assembly—less starter	1909-26				1100 00	532D	1
2990C...	Motor assembly—with starter	1919-26				1125 00	532E	1
2991...	Cylinder assembly—oversize	1909-26				45 00	449AR	1
2991B...	Cylinder assembly—std.	1909-26				60 00	449B	1
3000C...	Cylinder	1909-26				20 00	400D	1
3001...	Cylinder head	1909-26				5 00	401C	1
3002...	Cylinder head gasket	1909-26		24 00		25	402B	15
3003...	Cylinder head cap screw	1909-17	30	2 50		05	483B	1
3003B...	Cylinder head cap screw	1918-26	25	2 00	\$17 00	05	483C	1
3004...	Cylinder head outlet con.	1909-16				35	446C	1

†Not Subject to regular discount. Above quantity prices as well as individual prices subject to wholesale trade discount.



Part No.	Name of Part	Year	LIST PRICE			Each	Fac. No.	No. Req. per Car
			Lots of 10 per lot	Lots of 100 per lot	Lots of 1000 per lot			


MOTOR—Continued

3004B...	Cylinder head outlet con.	1917-25				\$0 35	8719	1
3004E...	Cylinder head outlet conn.	1926				75	8719C	1
3005...	Cylinder head outlet conn. gasket	1909-26	\$0 25	\$2 00		03	445B	1
3006...	Cylinder head outlet hose	1909-26	1 35	12 50		15	448B	1
3007...	Cylinder head outlet hose clip	1909-26	35	3 00		05	607B	2
3008...	Cylinder head outlet conn. screw	1909-26	20	1 50	\$12 50	05	550C	2
3009B...	Cylinder front cover	1909-19				1 00	690BR	1
3009C...	Cylinder front cover	1919-26	8 50			1 00	690C	1
3009D...	Cylinder front cover	1926	8 50			1 00	690D	1
3010...	Cylinder cover bolt and nut	1909-26				Order 4808 and 2515		
3011...	Cylinder cover cap screw	1909-26	20	1 50	10 00	03	432	3
3011B...	Cylinder cover to cylinder screw	1916		2 50		03	436	1
3012...	Cylinder cover felt	1909-26	40	3 00	25 00	05	504	1
3015...	Cylinder cover liner	1909-19	15	1 00	7 50	02	505B	1
3013B...	Cylinder cover liner	1919-26	10	65	6 00	02	505C	1
3014...	Cylinder cover and crank case bolt and nut	1909-26				Order 3362 and 2515		
3015...	Cylinder inlet conn.	1909-26				30	442B	1
3016...	Cylinder inlet conn. screw	1909-26	25	2 00	17 50	03	597	2
3017...	Time gear cover	1919-26				90	1754B	1
3017B...	Time gear cover	1919-21				90	1754AR	1
3017C...	Time gear cover gasket	1919-26		60	4 00	01	1775	1
3017D...	Time gear cover plate	1919-26	40			05	1773	1
3017E...	Time gear cover to C. C. screw	1919-26		2 00		03	830	1
3018...	Cylinder water inlet gasket	1909-26	20	1 50		03	596	1
3019B...	Cylinder water jacket plug	1914-26	10	50		02	5919	2

PISTON AND CONNECTING ROD

3021F...	Piston and pin (2 lbs. 6 ozs.)	1909-24	11 00			1 25	4473C	4
3021G...	Piston and pin—0025" O. S. (2 lbs. 6 ozs.)	1909-24	11 00			1 25	4473DR	4

†Used with 3000C cylinder on cars not equipped with starter. Above quantity prices as well as individual prices subject to wholesale trade discount.



Part No.	Name of Part	Year	Lots of 10 per lot	LIST PRICE Lots of 100 per lot	Lots of 1000 per lot	Each	Fac. No.	No. Req. per Car
----------	--------------	------	--------------------	-----------------------------------	----------------------	------	----------	------------------

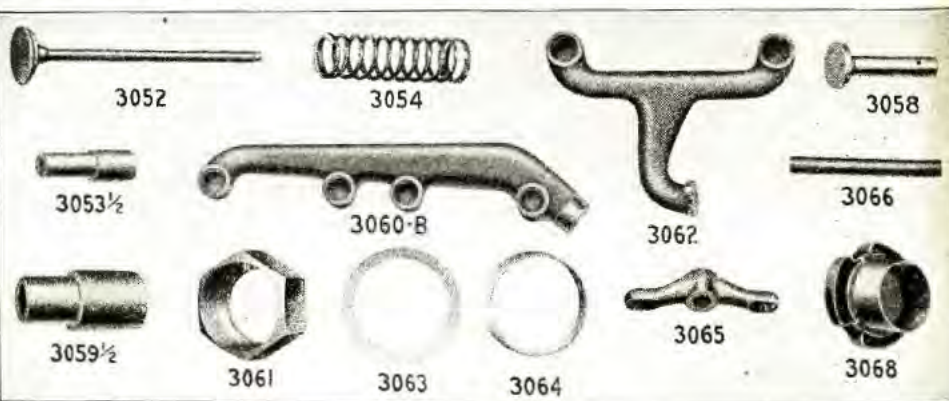
MOTOR—Continued

PISTON AND CONNECTING ROD—Continued

3021H	Piston and pin—.03125" O. S. (2 lbs. 6 ozs.)	1909-24	\$11 00			\$1 25	4473ER	4
3021J	Piston and pin—.033" O. S. (2 lb. 6 ozs.)	1909-24	11 00			1 25	4473FR	4
3021K	Piston and pin—.005" O. S. (2 lbs. 6 ozs.)	1909-24	11 00			1 25	4473GR	4
3021R	Piston and pin (2 lbs.)	1909-26	11 00			1 25	4473H	4
3021S	Piston and pin—.0025" O. S. (2 lbs.)	1909-26	11 00			1 25	4473IR	4
3021T	Piston and pin—.005" O. S. (2 lbs.)	1909-26	11 00			1 25	4473JR	4
3021U	Piston and pin—.03125" O. S. (2 lbs.)	1909-26	11 00			1 25	4473KR	4
3021V	Piston and pin—.033" O. S. (2 lbs.)	1909-26	11 00			1 25	4473LR	4
3021W	Piston and pin—.010" O. S. (2 lbs.)	1909-26	11 00			1 25	4473MR	4
3022	Piston pin	1909-26	2 50			30	419B	4
*3022 1/2	Piston pin bushing (pair)	1909-23	1 80	\$17 00		20	668AR	4
†3022C	Piston pin bushing (pair)	1923-26	1 80	17 00		20	668B	4
3023	Piston ring	1909-26	1 35	12 00		15	422C	12
3023B	Piston ring .031" O. S.	1909-26	1 35	12 00		15	422ER	12
3023C	Piston ring .010" O. S.	1909-26	1 35	12 00		15	422DR	12
3023D	Piston ring .038" O. S.	1909-26	1 35	12 00		15	422FR	12
†3024	CONNECTING ROD	1909-26	11 00			1 20	641B	4
**3024B	Connecting rod	1909-25	11 00			1 20	641AR	4
3024C	Connecting rod—heavy type	1909-20	9 00			1 00	641	4
3025	Connecting rod cap bolt	1909-26	30	2 50	\$20 00	05	489B	8
3026	Connecting rod cap bolt nut	1909-26	20	1 50	12 00	03	490	8
3029	Connecting rod clamp screw	1909-26	25	2 00		03	578	4

CRANK SHAFT AND CAM SHAFT

3030	CRANK SHAFT	1909-26				8 50	498B	1
3031	C. S. rear bearing cap	1909-26	4 50			50	405AR	1
†3031B	C. S. rear bearing cap	1909-26	4 50			50	405AR	1
3032	C. S. front bearing cap	1909-26	3 50			40	406B	1
†3032B	C. S. front bearing cap	1909-26	3 50			40	406B	1
3033	C. S. center bearing cap	1909-26	3 50			40	407B	1
†3033B	C. S. center bearing cap	1909-26	3 50			40	407B	1
3034	C. S. bearing bolt—center and front	1909-26	90	7 50		10	408	4
3035	C. S. bearing bolt nut	1909-26						




††Connecting rods of present design requiring new bearings will be exchanged by dealers at 60c each.
 **Special rod for crankshafts worn .025" undersize.
 †Rough Babbitted. *O. D. .934". ††O. D. .872".
 Above quantity prices as well as individual prices subject to wholesale trade discount.

Part No.	Name of Part	Year	Lots of 10 per lot	LIST PRICE Lots of 100 per lot	Lots of 1000 per lot	Each	Fac. No.	No. Req. per Car
----------	--------------	------	--------------------	-----------------------------------	----------------------	------	----------	------------------

MOTOR—Continued

CRANK SHAFT AND CAM SHAFT—Continued								
3036	C. S. rear bearing bolt	1909-26	\$0 90	\$7 50		\$0 10	478	2
3038	C. S. bearing liner—center and front	1909-26	05	30	\$2 00	01	502B	8
3039	C. S. rear bearing liner	1909-26	05	30	2 00	01	503B	1
3040	C. S. starting pin	1909-20	30	2 00		05	529B	1
3040B	C. S. starting pin	1920-26	20	1 50		03	529G	1
3041	CAM SHAFT	1909-26				3 00	410	1
3042	Cam shaft front bearing	1909-24	3 00			40	411AR	1
3042B	Cam shaft front bearing	1924-26	3 00			40	411B	1



3043	Cam shaft center bearing	1909-26	3 00			40	412B	1
3044	Cam shaft rear bearing	1909-26	1 25			15	413	1
3045	Cam shaft bearing ring	1909-26	15	1 00	7 50	03	534	2
3046	Camshaft bearing set screw	1909-26	35	3 00	25 00	05	414	2
3047B	Time gear—large	1909-26	6 50			75	415B	1
3048B	Time gear—small	1909-26	5 50			60	416B	1
3049	Cam shaft gear dowel pin	1909-26	20	1 50		03	417	2
3050B	Cam shaft gear lock nut	1909-26	1 25	11 00		15	4453	1
3051	Small time gear key	1909-26	20	1 50	12 00	03	477	1

Above quantity prices as well as individual prices subject to wholesale trade discount.

Part No.	Name of Part	Year	LIST PRICE			Each	Fac. No.	No. Req. per Car
			Lots of 10 per lot	Lots of 100 per lot	Lots of 1000 per lot			

MOTOR—Continued

VALVES, PUSH RODS, EXHAUST AND INLET MANIFOLDS

3052	Valve	1909-26	\$1 35	\$12 00		\$15	424B	8	
3052B	Valve— $\frac{1}{2}$ " O. S. stem	1909-26	1 35	12 00		15	424AR	8	
3053	Valve bushing	1909-26				25	428	8	
3054	Valve spring	1909-26	40	3 50	\$30 00	05	431	8	
3056	Valve spring seat	1909-26		50	4 00	set of 8	05	425	8
3057	Valve spring seat pin	1909-26		25	2 00	05	429	8	
3058	Push rod	1909-26	1 20	10 00		15	426B	8	
3058B	Push rod— $\frac{1}{2}$ " O. S. stem	1909-26	1 20	10 00		15	426AR	8	
3059	Push rod bushing	1909-26				25	427	8	
3060B	Exhaust manifold	1913-26				1 25	4483AR	1	
3061	Exhaust pipe pack nut	1909-26	1 80	\$17 00		20	518	1	
3062	Inlet pipe	1909-26				1 00	512B	1	
3063	Inlet and exh. pipe gasket	1909-26	10	80		02	513	6	
3064	Inlet and exh. pipe gland	1909-26		75	6 00	01	514	6	
3065	Inlet and exh. pipe clamp	1909-26				10	515	4	
3066	Inlet and exh. clamp stud	1909-24	30	2 50		05	516AR	4	
3066B	Inlet and exh. clamp stud nut	1909-26	20	1 25	7 50	03	517	4	
*3066C	Inlet and exhaust clamp stud— $2\frac{1}{2}$ "	1924-26	30	2 50		05	516B	4	
3068	Breather pipe	1909-26	80	6 00		10	4468	1	

CRANK CASE AND CYLINDER VALVE COVER

3069B	C. C. front end support	1911-17				1 00	801C	1	
3069C	C. C. front end support	1917-24				75	801D	1	
3069D	C. C. front end support	1924-26	5 00			75	801E	1	
3070B	C. C. & cyl. gasket—L	1909-26		2 25		03	886	1	
3071B	C. C. & cyl. gasket—R	1909-26		2 25		03	887	1	
3072	C. C. & cyl. cover cap screw	1909-26	20	1 50	10 00	03	1388	2	
3073	C. C. arm bolt—side	1909-26	30	2 50	22 50	05	479	2	
3074	C. C. arm bolt—top	1909-26	20	1 75	15 00	03	940	2	
3074B	C. C. arm bolt nut	1909-26							
3074C	C. C. arm bolt—top (Truck)	1918-26		2 50		03	TT940	2	
†3075C	C. C. front bearing and spring clip assy.	1921-26				90	2921C	1	
3076C	C. C. front bearing and spring clip nut	1921-26							
†3076B2	C. C. frt. bearing and spring clip	1921-26				70	320D	1	
3077	C. C. front bearing cap	1909-26	1 25			15	321	1	
3078	C. C. front bearing screw	1909-21	40	3 50		05	322	2	
3078B	C. C. front bearing screw	1921-26							
3078C	C. C. front bearing lock washer	1921-26		50	3 50	01	5636	2	
3079	C. C. oil cock	1909-26	1 35	12 00		15	1515	2	
3080	C. C. drain cup plug	1909-26							
3080B	C. C. drain cup plug gasket	1909-26	1 50	1 50	10 00	02	4339	1	
3081	C. C. oil tube	1909-26				20	543B	1	
3083	C. C. arm block	1909-26				05	890	2	
3084	Engine pan—right	1909-26	2 50			30	1330	1	
3085	Engine pan—left	1909-26	2 50			30	1331B	1	
3088B	Engine pan and hood board bolt	1909-26	15	1 20	10 00	03	4074	2	
3088C	Engine pan and hood board bolt	1909-26	15	1 20	10 00	03	4073	2	
3088D	Engine pan and hood board bolt—Truck	1918-26	20	1 50		03	TT4073	2	
3088E	Engine pan and hood board bolt nut	1909-26	07	60	5 00	01	1309	1	
3100	CRANK CASE	1912-25				11 00	1526E	1	
3101	Crank case lower cover	1912-24				35	1582AR	1	
3101B	Crank case lower cover reinforcement	1912-24							
3101C	C. C. lower cover	1924-26				25	4378AR	1	
3101D	C. C. lower cover reinforcement	1924-26				35	1582B	1	
3102B	C. C. lower cover gasket	1912-24	70	6 00		10	1586AR	1	
3102C	C. C. lower cover gasket	1924-26	85	7 50		10	1586B	1	
3103	C. C. lower cover screw	1912-26	15	1 00	6 00	02	4328	41	
3110	Cylinder valve cover	1912-21				15	656AR	2	
3110B	Cylinder valve cover	1921-26	1 75	15 00		20	656B	2	
3111B	Cyl. valve cover gasket	1912-21		2 00		05	660AR	1	
3111C	Cyl. valve cover gasket	1921-26		3 50		05	660B	2	
3112	Cyl. valve cover screw	1912-26	25	2 00		03	654	1	
3114	C. C. arm with rivets	1909-26	2 50			30	815B	2	
3115	C. C. arm rivet	1909-26				doz.	05	312	1

COMMUTATOR

3103	Com. case support bolt	1912-19				05	4441	1
3162B	Com. case support bolt	1919-26				05	1756	1
3163	Com. case spring	1912-26				05	689	1

*When used to replace stud $3\frac{1}{2}$ " long also use new style 3065 clamp, reversing clamp.
 †Replaces 3076B. When ordered to replace 1909-20 C. C. front frame bearing also order 2-3076C, 2-3078C, 1-3664, 1-3810, 2-753 cotter.
 ‡Replaces 3075B.

Above quantity prices as well as individual prices subject to wholesale trade discount.

Part No.	Name of Part	Year	LIST PRICE			Each	Fac. No.	No. Req. per Car
			Lots of 10 per lot	Lots of 100 per lot	Lots of 1000 per lot			

COMMUTATOR—Continued

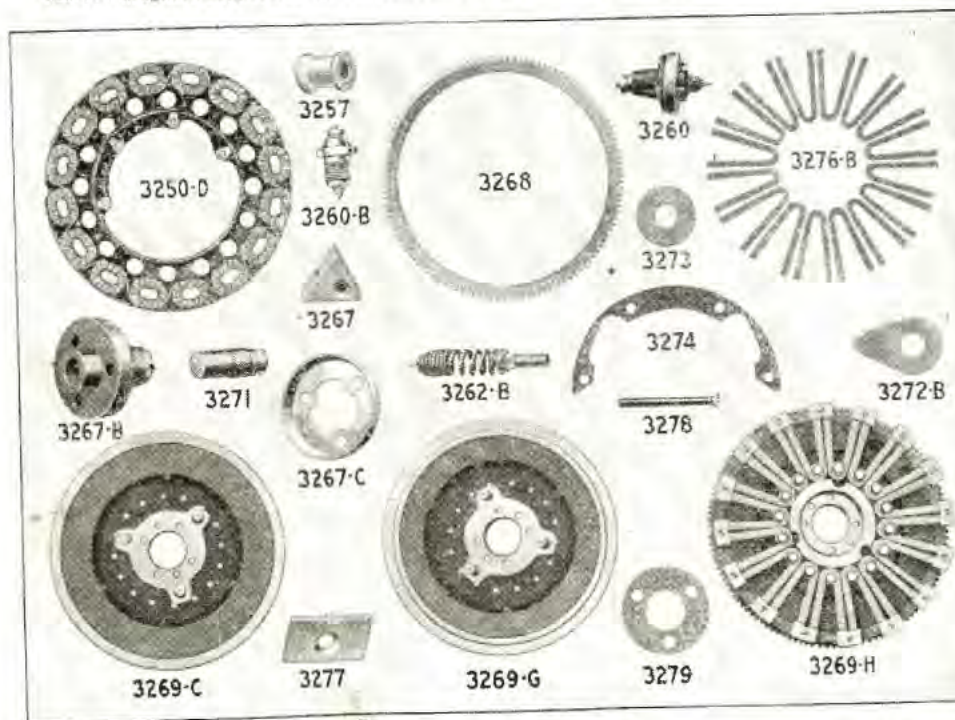
3165	Com. brush only	1912-26	\$1 50	\$13 50		\$0 20	4481	1
3176C	Com. oiler	1919-26	40	2 50		05	480C	1
3177	Com. felt ring	1912-26	15	1 00		02	5930	1
3206	Com. brush cap	1909-26	15	1 00		02	468B	1
3207	Com. brush cap pin	1909-26		50		01	466	1



3210	Com. contact point nut	1910-26		50		01	472B	8
3220	Com. lock nut	1909-26		25	2 00	03	471	1
3221	Com. case with fibre	1912-26	5 50			60	5908	1
3222	Com. shield	1912-26	15	1 25		02	5923	1

MAGNETO AND FLY WHEEL

3250D	Magneto coil assembly	1915-26				6 00	5941B	1
3252	Magneto spool support screw	1909-26						
3254	Magnet bolt	1909-26	25	2 00	\$15 00	03	537B	16
3255	Magnet bolt washer	1911-26		50		01	624	16
3257	Magneto support	1909-26	25	2 00		05	535C	16




3260	Magneto contact assy.	1909-25				20	1545	1
**3260B	Magneto contact assy.	1926		2 00		30	1545B	1

**Same as S-303. When used to replace 3260 also purchase 3263.
 Above quantity prices as well as individual prices subject to wholesale trade discount.

Part No.	Name of Part	Year	LIST PRICE			Each	Fac. No.	No. Req. per Car
			Lots of 10 per lot	Lots of 100 per lot	Lots of 1000 per lot			
MAGNETO AND FLY WHEEL—Continued								
3261B.	Magneto contact nut	1909-26						
3261C.	Magneto contact screw washer	1909-26		\$0 50		\$0 01	1508	2
3262	Magneto contact spring	1909-26		50		01	1565	
3262B.	Magneto contact screw and spring assembly	1909-26	\$0 25	2 00		05	1509	1
3268	Magneto contact spacer	1919-26	75	7 00		10	4350R	
3266	Magneto contact fibre screw	1909-26				15	1510R	1
3267	Magneto primary insulating block	1915-26		50		01	1505	3
3267B.	Magneto contact insulator	1919-26				03	4382	
3267C.	Magneto contact insulator shell	1919-26	45	4 25		05	1503B	
3268	Fly wheel ring gear	1919-26				03	8611	
3269C.	Fly wheel	1911-19	8 00			90	1885	1
3269G.	Fly wheel	1919-26		(Order 3269G and 3268)				
3269H.	Fly wheel with ring gear and magnets assembled	1919-26				5 00	701C	1
3270	Fly wheel cap screw	1909-26				15 00	5946B	1
3271	Flywheel dowel pin	1909-26	80	7 00		10	721	4
3272B.	Mag. coil support steel shim—small (.025" thick)	1909-26	45	4 25		05	722	2
3273	Mag. coil support steel shim—small (.015" thick)	1909-26		75		01	584B	4
3274	Mag. coil support paper shim—large	1909-26		75		01	590	
3275	Mag. coil support paper shim—small	1909-26		50		01	589	
3276B.	Magnets (16)	1915-26		25		01	4487	
3277	Magnet clamp	1911-26			set	4 00	5933	16
3278	Magnet clamp screw	1911-26	20	1 60		03	623	16
3279	Magneto contact washer	1909-26		1 50	\$14 00	02	625	16
				75		01	560	1

TRANSMISSION

3300B.	Transmission assy.	1919-25				30 00	744C	
3300C.	Transmission assy.	1926				30 00	744D	1
3301	Trans. reverse plate assy.	1909-26	22 50			2 40	747	1
3304	Trans. reverse gear bushing	1909-26	3 50			40	705	1
3305	Trans. reverse and S. S. rivet	1909-26			doz.	05	708	8
3306	Trans. slow speed plate assy.	1909-26	22 00			2 30	748	1
3309	Trans. slow speed gear bushing	1909-26	2 50			30	745	1
3310	Trans. brake drum rivet	1909-26			doz.	05	711	8




3311	Trans. brake drum assy.	1909-25				2 60	750	1
3311B.	Trans. brake drum assy.	1926	24 00			3 00	750B	1
3312	Trans. brake drum lug shoe	1926				05	754	6
3313	Trans. triple gear assy.	1909-26	13 00			1 40	751B	3
3314 1/2	Trans. triple gear flanged bushing	1911-26	1 80			20	716B	3
3315	Trans. triple gear shaft	1909-26				15	715AR	3
3317	Trans. driven gear	1909-26	6 00			70	713	1

Above quantity prices as well as individual prices subject to wholesale trade discount.

Part No.	Name of Part	Year	LIST PRICE			Each	Fac. No.	No. Req. per Car
			Lots of 10 per lot	Lots of 100 per lot	Lots of 1000 per lot			
TRANSMISSION—Continued								
3318	Trans. driven gear key	1909-26		\$2 50		\$0 03	714	2
3320C.	Trans. driven gear sleeve bushing	1909-26	\$1 50			20	712	2
3320D.	Driven gear sleeve washer	1909-26	30 40	3 50		05	776	3
3321	Trans. driving plate assy.	1909-25	30 00			3 25	749	1
3321B.	Trans. driving plate assy.	1926	30 00			3 25	749B	1
3322	Trans. driving plate screw	1909-25						
3323B.	Trans. driving plate screw	1926						
3324B.	Trans. driving plate sleeve plug	1909-26				05	742	
3325	Trans. driving plate rivet	1909-26				01	775	1
3327B.	Trans. driving plate bushing	1909-26				doz.	05	736
3328	Trans. clutch disc—small	1909-26				15	772	1
3329	Trans. clutch disc—large	1909-26	90	7 50		10	727	12
3331	Trans. gear shaft	1909-26	90	7 50		10	728	13
3332	Trans. clutch disc drum	1909-26				1 25	723B	
3333	Trans. clutch disc drum key	1909-26				1 10	725B	1
3334	Trans. clutch disc drum set screw	1909-26	45	3 50		05	726B	1
3336	Trans. clutch push ring	1909-26	85	7 00		10	752	1
3337 1/2	Trans. clutch finger screw	1909-25	3 00			35	770	1
3337B.	Trans. clutch finger and screw	1909-25	40	3 00		05	756	3
3337D.	Clutch finger and screw	1926				20	765B	1
3337E.	Clutch finger screw	1926	40	3 00		05	756B	3
3338	Trans. clutch finger pin	1909-25				01	735	3
3338B.	Clutch finger pin	1926				01	735B	3
3340	Trans. clutch spring	1909-26				25	737	1
3341	Trans. clutch spring support	1909-26				10	738	1
3342	Trans. clutch spring thrust ring pin	1909-26	25	1 50		03	739	1
3344	Trans. clutch shift	1909-26				03	733	1

TRANSMISSION COVER

3362	Trans. cover bolt	1909-26	0 25	2 00	\$15 00	03	79	
3362B.	Trans. cover bolt nut	1909-26						
3363	Trans. cover gasket (front)	1909-26		30	2 50	05	872B	
3367	Trans. cover door screw	1909-26	15	1 00	7 50	02	430	6
3368	Universal ball cap (rear)	1909-26				30	818	1
3369	Universal ball cap (front)	1909-26	7 50			80	819D	1
3371	Universal ball cap screw	1909-26	30	2 50	18 00	05	731	2
3372	Universal ball cap bolt and nut	1909-26						
3375	Trans. cover screw	1909-26						
3376B.	TRANS. COVER	1919-25				7 00	826E	1
3376C.	Trans. cover	1926				7 00	826F	1
3377B.	Trans. cover gasket	1909-26	70	6 00		pr	10	885B
3378	Trans. cover door	1911-26				15	1546D	1



3379B.	Trans. cover door gasket	1911-26	35	3 00		05	1547C	1
3380	Starter drive cover	1919-26				15	1763	1

*When ordered to replace cover on cars below 2,044,100 also order 3402D clutch lever and shaft.

**When using short bushing in making repairs remove driving plate key.

Above quantity prices as well as individual prices subject to wholesale trade discount.

Part No.	Name of Part	Year	LIST PRICE			Each	Fac. No.	No. Req. per Car
			Lots of 10 per lot	Lots of 100 per lot	Lots of 1000 per lot			
TRANSMISSION COVER—Continued								
3381	Starter drive cover gasket	1919-26	\$0 20	\$1 50		\$0 03	1764	1
3382	Trans. cover rear plate	1919-26	30			05	1761	1
3383	Trans. cover front plate	1919-26	40			05	1758	1
3384	Trans. cover to cylinder screw	1926				05	793	1
3385	Trans. cover to cylinder shim—.025" thick	1926						
3386	Trans. cover to cylinder shim—.015" thick	1926		50		01	827	1
				50		01	829	1

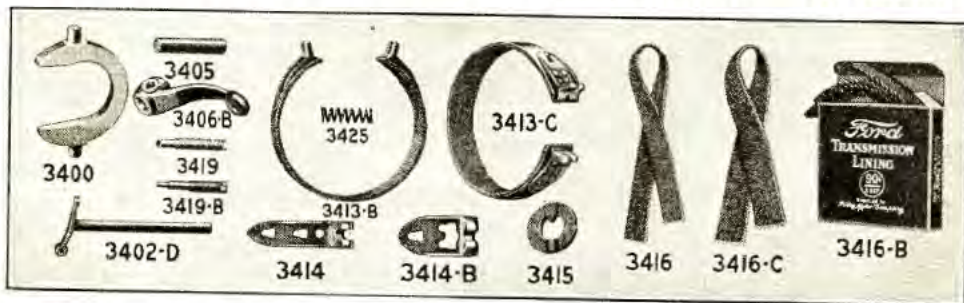
TRANSMISSION CONTROL

CLUTCH RELEASE

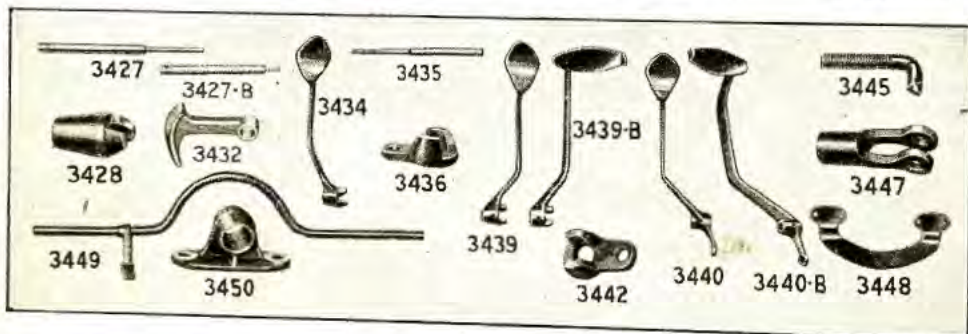
3400	Trans. clutch release ring	1909-26				20	741	1
3402D	Clutch lever and shaft	1913-26				30	1548	
3403	Clutch lever screw	1909-26						
3403B	Clutch lever screw nut	1909-26						
3405	Clutch lever pin	1909-26						
3406B	Clutch release fork—R. or L.	1913-26				01	1553	1
3406C	Clutch release fork pin	1913-26				15	4345	2
3411	Clutch lever clevis pin	1909-26						

TRANSMISSION BANDS

3413B	Trans. band assy. (detach.)	1925	5 50			60	838B	3
3413C	Trans. brake band assy.	1926	8 00			90	861	1
3414	Trans. band ear (detach.)	1925				15	850AR	3
3414B	Trans. brake band ear—detachable	1926				25	860R	1



3414C	Trans. band ear—detachable	1926				15	850B	3
3415	Trans. band washer	1909-26	15	1 25		03	840	2
3416	Trans. band lining	1909-25	1 80	17 00		25	1562	3



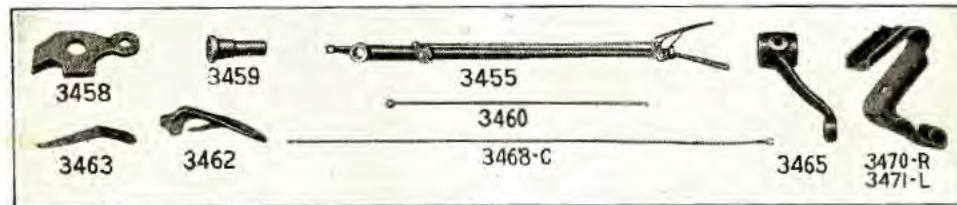
3416B	Trans. band lining—set of 3 including rivets—in carton	1909-25	7 50	70 00		90	1564AR	1
3416C	Trans. brake band lining	1926	3 00	27 50		0 35	857	1
3416D	Trans. band lining—set of 3 including rivets—in carton	1926	8 50	80 00		1 00	1564B	1

Above quantity prices as well as individual prices subject to wholesale trade discount.

Part No.	Name of Part	Year	LIST PRICE			Each	Fac. No.	No. Req. per Car
			Lots of 10 per lot	Lots of 100 per lot	Lots of 1000 per lot			
TRANSMISSION CONTROL—Continued								
TRANSMISSION BANDS—Continued								
3419	Trans. band adj. screw	1909-25	\$1 25	\$10 00		\$0 15	1533AR	1
*3419B	Trans. band adj. screw	1926	1 25	10 00		15	1533B	1
3420	Trans. band adj. screw nut	1909-26	30	2 50		05	1532	1
3421B	Trans. band ear iron rivet	1909-26			\$2 00	dz. 05	843	9
3421C	Trans. band ear iron rivet	1926			2 00	dz. 05	846	6
3422B	Trans. band brass rivet	1909-17			3 60	dz. 05	844B	6
3423B	Trans. band brass rivet	1909-26			2 50	dz. 05	845B	24
3425	Trans. band spring	1909-26	15	1 25		03	841B	3
3426	Trans. band adj. nut	1909-26	25	2 00		05	851	2

PEDALS AND CONTROLLER SHAFT

3427	Slow speed shaft	1909-25						
*3427B	Slow speed shaft	1926						
3428	Slow speed notch	1909-26						
3429	Slow speed notch pin	1909-26		60		01	1560	1
3432	Speed lever	1909-26				10	862B	1
3434	Reverse pedal	1909-25				50	4324	1
3435	Brake and reverse pedal shaft	1909-26				15	849B	2
3436	Brake and reverse pedal support	1909-26				15	4325R	2
3437	Brake and reverse support bolt	1909-25	30	2 50		05	1534	2
3437B	Brake and reverse support bolt nut	1909-26						
3437C	Brake and reverse pedal support bolt	1926				05	1549	1
3439	Brake pedal	1909-25				50	4323	1
3439B	Brake pedal	1926				65	4323B	1
3440	Clutch pedal	1909-25				50	854R	1
3440B	Clutch pedal	1926				65	854C	1
3441	Pedal pin	1909-26						
3442	Clutch pedal support	1909-26				15	4326	1
3443	Clutch pedal support bolt	1909-26	25	2 00		05	1536	1
3443B	Clutch pedal support bolt nut	1909-26						
3445	Slow speed connection	1909-26	40	3 50		05	1540	1
3446	Slow speed con. lock nut	1909-26						
3447	Slow speed con. clevis	1909-26	60	5 00		10	802	1
3448	Controller quadrant	1909-26	1 50	5 00		20	309B	1
3449	Con. shaft with speed lever	1909-26				60	1557	1
3450	Controller shaft bracket	1909-26				15	311	2
3452	Controller shaft bracket bolt	1909-26	25	2 00	17 50	03	315	4
3452B	Controller shaft bracket bolt nut	1909-26	15	1 25	9 00	02	316	4

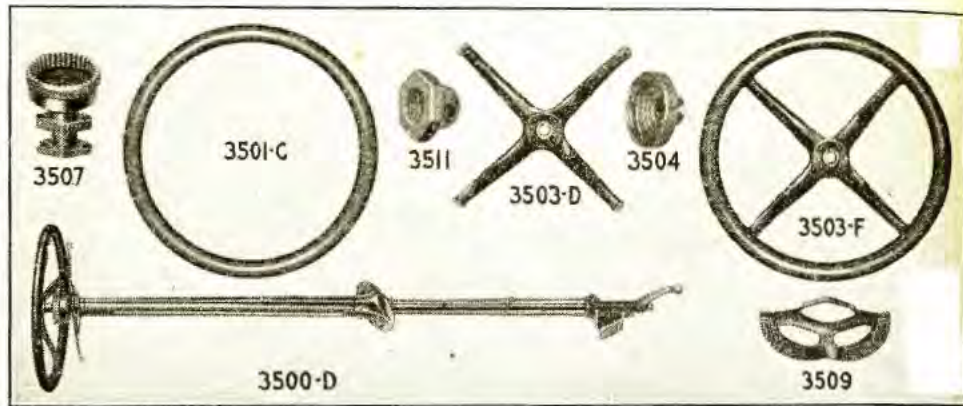


HAND BRAKE

3455	Hand brake lever	1909-25				1 00	1550	1
3456B	Hand brake lever pin	1909-26						
3458	Hand brake lever pawl	1909-26				05	875	1
3459	Hand brake lever pawl pin	1909-26		50		01	876	1
3460	Hand brake lever pawl rod	1909-26				10	877	1
3462	Hand brake lever pawl lift assembly	1909-26				10	4363	1
3463	Hand brake lever pawl lift spring	1909-26				02	888	1
3465	Hub brake lever	1909-26				15	864	1
3466	Hub brake lever pin	1909-26						
3467	Hub brake lever clevis	1909-26						
3468	Hub brake pull rod—R.	1909-25	2 50			30	891BR	1
3468C	Brake rod assembly—R.	1926				30	891C	1
3469	Hub brake pull rod—L.	1909-25	2 50			30	1513BR	1
3469C	Brake rod assembly—L.	1926				30	1513C	1
3470	Brake rod support—R.	1909-26	60	5 00		10	1367C	1
3471	Brake rod support—L.	1909-26	60	5 00		10	1398C	1
3472	Brake rod support bolt	1909-26		75	5 00	01	1308	2
3472B	Brake rod support bolt nut	1909-26						

*Used with detachable ear band. Above quantity prices as well as individual prices subject to wholesale trade discount.

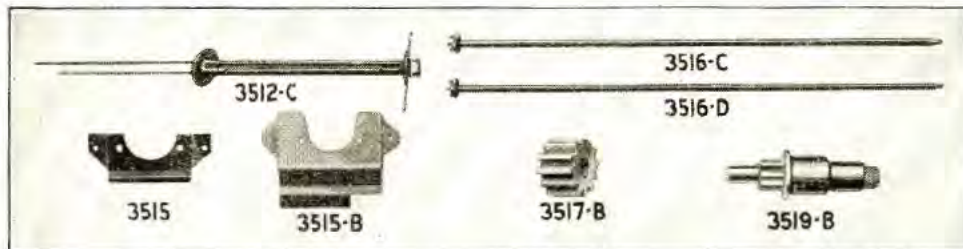
Part No.	Name of Part	Year	LIST PRICE			Each	Fac. No.	No. Req. per Car
			Lots of 10 per lot	Lots of 100 per lot	Lots of 1000 per lot			



STEERING GEAR

STEERING GEAR AND GEAR CASE

3500D	Steering gear assembly (5 to 1)	1926				\$10 00	5044B	1
3501C	Steering gear rim	1920-26				1 65	901C	1
3502	St. gear rim screw	1909-26		\$0 65		01	6849	4
3503D	St. gear spider	1920-26				60	902C	1
3503F	St. gear spider and rim (17")	1926				2 25	995B	1
3504	St. gear cover	2909-26				30	5039	1
3505	St. gear cover screw	1909-26		50		01	910	1
3506	St. gear cover bushing	1909-26				15	914	1
3506B	St. gr. driv. pinion washer	1909-26				05	5026	1
3507	St. gr. int. gear case and bushing	1909-26				1 25	5036	1
3509	St. gear quadrant	1909-26				15	906B	1
3510	St. gear quadrant rivet	1909-26		50		01	5041	2
3511	St. gear wheel nut	1909-26	\$0 80	7 00		10	913	1



STEERING GEAR—Continued

STEERING GEAR TUBING AND POST

3512C	St. gear tubing assy.	1912-26				4 00	5016	1
3513C	St. tubing flange screw	1913-26	15	1 00	\$7 50	03	5018	3
3514	St. tub. flange screw nut	1913-26	10	65	4 00	02	926	1
3515	St. gear to dash cover—Road.—T.C.—							
	Cp.—Tudor	1926				10	40161	1
3515B	St. gear to dash cover—Fordor	1926				20	54084	1
3516C	St. gear post	1912-21				1 75	5043AR	1
3516D	St. gear post	1921-26				1 75	5043B	1
3516E	St. gear post (5 to 1)	1926				1 75	5043C	1
3517	St. gear pinion	1909-25				15	916A	3
3517B	St. gear pinion (5 to 1)	1926				15	916B	1
3518	St. gear pinion pin—short	1909-26				02	917	2
3518B	St. gear pinion pin—long	1921-26				02	918	1
3519	St. gear drive pinion	1909-25				30	911	1
3519B	St. gear drive pin ion assy. (5 to 1)	1926				45	915	1
3520	St. gear drive pin on key	1909-26	20	1 00		03	909	1
3523	St. gear post castle nut	1909-26						

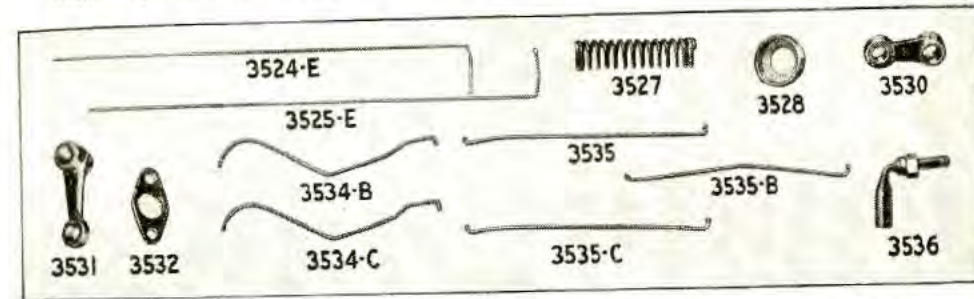
Above quantity prices as well as individual prices subject to wholesale trade discount.

Part No.	Name of Part	Year	LIST PRICE			Each	Fac. No.	No. Req. per Car
			Lots of 10 per lot	Lots of 100 per lot	Lots of 1000 per lot			

STEERING GEAR—Continued

STEERING GEAR THROTTLE AND SPARK RODS


3524E	Throttle rod	1912-26				\$0 30	5038	1
3525E	Spark rod	1912-26				30	5037	1
3527	Spark and throttle rod spring	1909-26	\$0 15	\$1 00		02	935	2
3528	Spark and throttle rod collar	1909-26	15	1 00		02	936	5



3529	Spark and throttle rod pin	1909-26		50		01	937	2
3530	Spark rod lever	1909-26	80	6 00		10	946	1
3531	Throttle rod lever	1909-26	80	6 00		10	947	1
3532	Spark and throttle rod guide	1909-26				05	938	1
3534B	Commutator pull rod	1912-25	75			10	2082	1
3534C	Commutator pull rod	1926				10	2082B	1
3536	Carburetor pull rod	1909-25	75	6 00		10	1329AR	1
3535B	Carb. pull rod—Road.—T.C.—Cp.—							
	Tudor	1926	70	6 00		10	1329C	1
3535C	Carb. pull rod—Fordor—Chassis	1926	70	6 00		10	1332	1

STEERING GEAR BRACKET

3530B	St. brkt. with bushing	1911-25	6 00			75	996	1
3539C	St. brkt. with bushing—truck	1918-26	6 00			75	TT996	1
3539D	Steering gear bracket assy.—Road.—							
	T.C.—Cp.—Tudor	1926				75	996B	1
3539E	Steering gear bracket assy.—Fordor—							
	Chassis	1926				75	997	1



3540	Brkt. bolt and nut—long	1909-26						
3541	Brkt. bolt and nut—short	1911-26						
3544	St. brkt. felt washer	1909-26	15	1 00		02	943R	1
3545	St. brkt. bushing	1909-21				20	944-5027	1
3545B	St. brkt. bushing	1921-26				10	944	1
3546	St. brkt. block	1909-25				10	945AR	1
3546B	St. brkt. block—Truck	1918-26				10	TT945	1
3546C	Steering gear bracket block	1926				10	4635	1
3546C2	Steering gear bracket block	1926				10	945B	1
3547	St. gear ball arm	1909-26				40	929B	1
3548	St. gear ball arm key	1909-26	20	1 50	\$12 00	03	930	1
3549	St. brkt. dust cap—Truck	1918-26				05	TT5044	1

BODY PARTS

3601B	Body bracket on body	1910-26				10	1624	6
3601C	Body bracket—front—R.	1921-26				20	7267B	1
3601D	Body bracket—front—L.	1921-26				20	7268B	1
3601E	Body bracket—rear	1913-26				05	5650	2
3601F	Body bracket—rear—R.	1921-26				20	7137C	1
3601G	Body bracket—rear—L.	1921-26				20	8001B	1
3602E	Body bracket con. bolt	1916-26		2 00		03	2431	6
3602F	Body bracket con. bolt nut	1916-26						

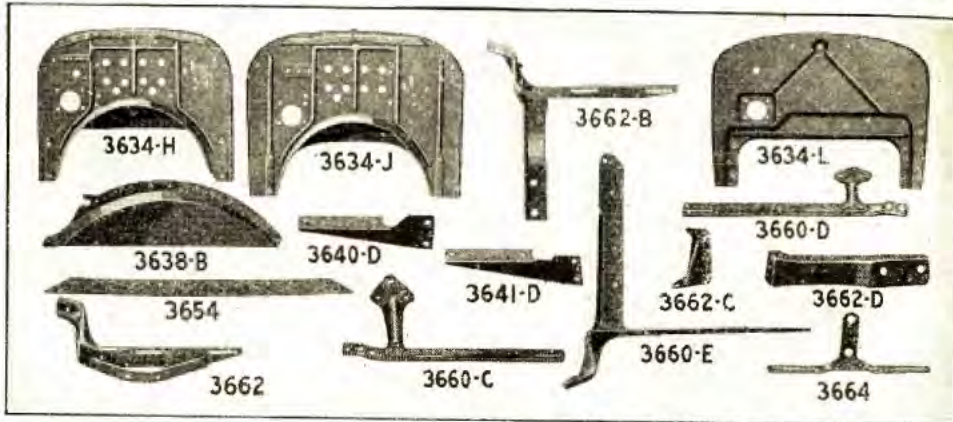
Above quantity prices as well as individual prices subject to wholesale trade discount.

Part No.	Name of Part	Year	LIST PRICE			Fac. No.	No. Req. per Car
			Lots of 10 per lot	Lots of 100 per lot	Lots of 1000 per lot		

BODY PARTS—Continued

FLOOR BOARDS

3624F	Front floor rubber mat	1915-24	\$8 50			\$0 90	7299AR	1
3624F	Front floor rubber mat	1924-25	8 50			90	7299B	1
3624G	Front floor mat and weatherstrip assy.	1926				1 50	45592	1
3626C	Floor board with plate (first)	1915-26				50	4200	1
3627C	Floor board with plate (second)	1915-26				50	4201	1
3628B	Floor board with plate (third)	1915-26				65	7104	1
3630	Floor board forward plate for pedals	1909-26				10	1400C	1
3632	Floor board rear plate for pedals	1909-26				10	1095G	1
3633	Floor board plate for side lever	1909-26				05	1094B	1



DASH

3634H	Dash—steel	1917-23				3 00	8754BR	1		
3634J	Dash—steel	1923-25				3 00	8754C	1		
3634L	Dash—chassis	1926				3 50	40007	1		
3638B	Dash shield	1919-22				25	5432B	2		
3639	Dash weatherstrip—side	1917-22				05	8747	1		
3639B	Dash weatherstrip—top	1917-22				15	8752R	1		
3640C	Dash bracket—left	1917-22				20	8722AR	1		
3640D	Dash bracket—left	1923-26	1 25			15	8722B	1		
3641C	Dash bracket—right	1917-22				20	8721AR	1		
3641D	Dash bracket—right	1923-26	1 25			15	8721B	1		
3642B	Dash bracket to dash bolt	1917-22		25	\$1 50	\$10 00	03	8740	4	
3642C	Dash bracket to dash nut	1917-22					Order 3514			
3643B	Dash to body bracket bolt	1915-25				15	1 00	03	4248	2
3643C	Dash to body bracket nut	1915-25					Order 4805C			
3654	Dash to body gasket	1918-25				35	2 50	05	8769	1

LICENSE BRACKETS

3660C	Lamp and license brkt. assy.	1915-21	2 00			25	7506AR	1
3660D	Lamp and license brkt. assy.	1915-21	2 00			25	7505	1
3660E	Lamp and license brkt. sup. assy.	1923-25				75	7506B	1
3662	Oil tail lamp and license brkt. assy.—Road—Pick-up	1926				45	8923	1
3662B	Oil tail lamp and license brkt. assy.—T.C.	1926				75	7506C	1
3662C	Tail lamp and license brkt. support	1926				15	8767D	1
3662D	Oil tail lamp and license brkt. sup.	1923-26				30	8767E	1
3664	Front license bracket	1921-26				15	493	1
3664B	Front license bracket	1926				15	TT493	1
3665	Front license clip	1926				05	6516	1

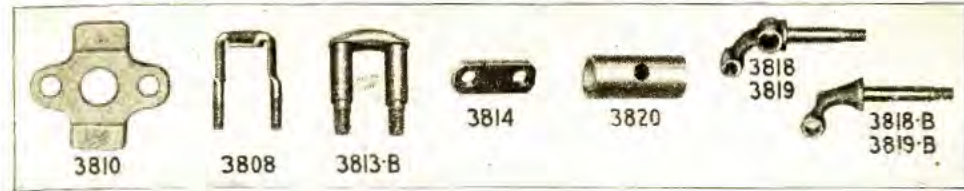
SPRINGS

FRONT SPRING

3800	Front spring—seven-leaf	1909-25				2 25	332AR	1
3800B	Front spring—eight-leaf	1926				2 25	332B	1

†When used on 1911-16 cars redrill frame. *Used with steel dash.
 ‡Used on Touring Car and Roadster without starter and demountable rims.
 *Use with nine-leaf front spring.
 ††Used on headlamp tie rod.

Above quantity prices as well as individual prices subject to wholesale trade discount.

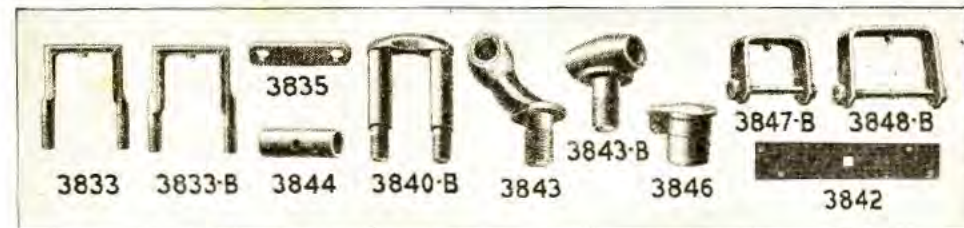


Part No.	Name of Part	Year	LIST PRICE			Fac. No.	No. Req. per Car
			Lots of 10 per lot	Lots of 100 per lot	Lots of 1000 per lot		

SPRINGS—Continued

FRONT SPRINGS—Continued

3801	First leaf (main leaf)	1909-25	\$5 50			\$ 60	2943	1
3801B	First leaf (main leaf)	1926	5 50			60	2943B	1
3802B	Second leaf	1909-25	4 00			45	2935	1
3802C	Second leaf	1926	4 00			45	2935B	1
3803B	Third leaf	1916-25	3 00			35	2936	1
3803C	Third leaf	1926	3 00			35	2936B	1
3804B	Fourth leaf	1916-25	2 50			30	2937	1
3804C	Fourth leaf	1926	2 50			30	2937B	1
3805B	Fifth leaf	1916-25	2 00			25	2938	1
3805C	Fifth leaf	1926	2 00			25	2938B	1
3806B	Sixth leaf	1916-25	1 50			20	2939	1
3806C	Sixth leaf	1926	1 50			20	2939B	1
3807B	Seventh leaf	1916-25	1 25			15	2947	1
3807C	Seventh leaf	1926	1 25			15	2947B	1
3807D	Eighth leaf	1926	1 20			15	2949	1
3808	Front spring clip	1909-20				20	325C	2
3809	Front spring clip nut	1909-20		\$2 50	\$20 00	03	119	1
3809B	Front spring clip nut	1921-26	40	3 00	25 00	05	120	1
3810	Front spring clip bar	1921-26	2 30			25	342	1
3811	Front spring tie bolt	1909-25	20	1 50	14 00	04	1362	1
3811C	Front spring tie bolt	1926	20	1 50		05	1362B	1
3811B	Front spring tie bolt nut	1909-26	15	1 00		02	1363	1
3813B	Front spring hanger	1909-26	1 75	15 00		20	246C	2
3814	Front spring hanger bar	1909-26	40	3 00		05	7648	2
3815	Spring hanger nut	1909-26					Order 2719	
3818	Front spring perch—right	1909-19				80	274AR	1
3818B	Front spring perch—right	1909-26	4 00			50	274B	1
3819	Front spring perch—left	1909-19				80	275A	1
3819B	Front spring perch—left	1919-26	4 00			50	275B	1
3820	Front spring perch bush	1909-26	25	2 00	15 00	05	230	4
3821	Front spring perch nut	1909-21					Order 2828	
3821B	Front spring perch nut	1921-26	45	4 00		05	240	1
3823	Front spring pad	1909-26	45	4 00		05	262	1



REAR SPRING

3824	REAR SPRING	1909-26	6 50			333	1	
3824B	REAR SPRING	1922-26	6 75			388	1	
3825B	First leaf (main leaf)	1918-26	1 35			355	1	
3825C	First leaf (main leaf)	1922-26	1 35			389	1	
3826B	Second leaf	1918-26	10 00			1 10	362B	1
3826C	Second leaf	1922-26	10 00			1 10	391	1
3827B	Third leaf	1918-26	8 50			95	363B	1
3827C	Third leaf	1922-26	8 50			95	392	1
3828B	Fourth leaf	1918-26	7 50			85	364B	1

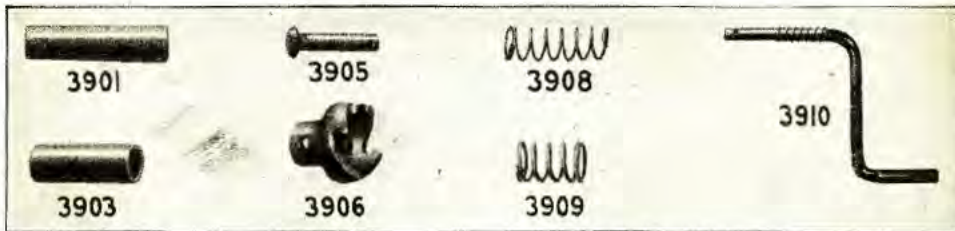
†Seven-leaf spring ‡Eight-leaf spring *Nine-leaf spring for Sedan.
 Above quantity prices as well as individual prices subject to wholesale trade discount.

Part No.	Name of Part	Year	LIST PRICE			Each	Fac. No.	No. Req. Per Car
			Lots of 10 per lot	Lots of 100 per lot	Lots of 1000 per lot			

SPRINGS—Continued

REAR SPRINGS—Continued

*3828C..	Fourth leaf.....	1922-26	\$7 50			\$0 85	391	1
†3829B..	Fifth leaf.....	1918-26	6 50			75	365B	1
*3829C..	Fifth leaf.....	1922-26	6 50			75	394	1
†3830B..	Sixth leaf.....	1918-26	5 00			60	366B	1
*3830C..	Sixth leaf.....	1922-26	5 00			60	395	1
†3831B..	Seventh leaf.....	1918-26	3 50			45	367B	1
*3831C..	Seventh leaf.....	1922-26	3 50			45	396	1
†3832B..	Eighth leaf.....	1909-26	3 00			35	368B	1
*3832C..	Eighth leaf.....	1922-26	3 00			35	397	1
*3832D..	Ninth leaf.....	1922-26	2 50			30	398	1
3833	Rear spring clip.....	1909-26				20	326	2
*3833B..	Rear spring clip.....	1922-26				20	1737	2
3834	Rear spring clip nut.....	1909-26						
3835	Rear spring clip bar.....	1909-26						
3837	Rear spring tie bolt.....	1909-26	20	\$1 50	\$14 00			
3837B..	Rear spring tie bolt nut.....	1909-26	15	1 00	9 00			
*3838	Rear spring tie bolt.....	1922-26	35	2 00				
3840B..	Rear spring hanger.....	1909-26	2 25	20 00	170 00			
3841	Rear spring hanger bar.....	1909-26	40					
3842	Rear spring pad.....	1909-26						
3843	Rear spring perch.....	1909-25	3 50					
†3843B..	Rear spring perch.....	1926						
3844	Rear spring perch bush.....	1909-26	35	3 00				
3845	Rear spring perch nut.....	1909-25	45	4 00				
3846	Spring perch oiler.....	1917-26	35	3 00				
3847B..	Front spring clamp assembly with bolt and nut.....	1916-26	75	6 00				
3848	Rear spring clamp assembly with bolt and nut.....	1909-17	75	6 00				
3848B..	Rear spring clamp assembly with bolt and nut.....	1918-26	75	6 00				



STARTING CRANK

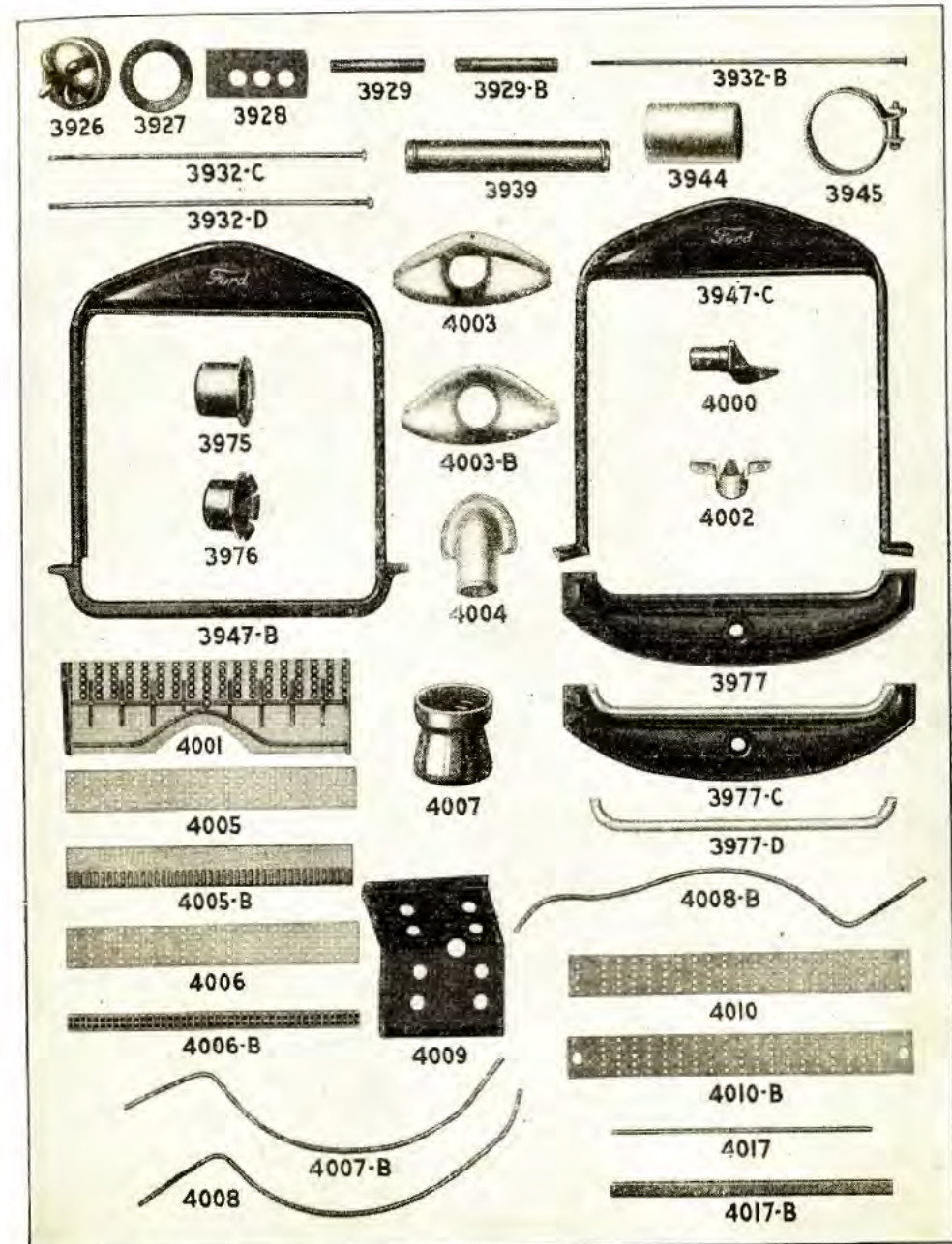
3901	Starting crank handle.....	1909-22				15	520A	1
3902	Starting crank handle bolt.....	1909-22	75	6 00		10	521	1
3903	Starting crank sleeve.....	1909-22	75			10	523	1
3905	Starting crank ratchet pin.....	1909-26	25	2 00	15 00	05	4491	1
3906	Starting crank ratchet.....	1909-26	1 50			20	528B	1
3908	Starting crank spring.....	1909-26	20	1 00		03	626	1
3909	Starting crank handle spring.....	1915-22	15	1 00		02	5911	1
3910	Starting crank assembly.....	1909-26				40	5931	1

†RADIATOR—THERMO SYPHON

3925B..	Radiator—with shell.....	1917-23				16 00	8700BR	1
3925C..	Radiator—less shell.....	1917-23				15 00	8736	1
3925D..	Radiator—with shell.....	1923-26				14 00	8700J	1
3925E..	Radiator—less shell.....	1923-26				13 00	8736G	1
3925F..	Radiator with nickel shell.....	1926				16 00	8700H	1
3926	Radiator cap.....	1909-26	1 60	15 00		20	8714	1
3927	Radiator cap gasket.....	1909-26	15	1 00		02	1117	1
3928	Radiator pad.....	1909-19				05	1105R	2
3929	Radiator stud.....	1909-19				05	1162AR	2
3929B..	Radiator stud.....	1919-25	45	4 00	35 00	05	1162B	2
3929B2..	Radiator stud.....	1926				05	1162C	1
3929C..	Radiator stud nut.....	1909-26	15	1 40	12 00	03	1154	2

†Use with 2501B or 2502B. †Eight-leaf spring. *Nine-leaf spring.
 †Service Dealer's discount applies on radiator parts to Radiator Repair Shops.
 Above quantity prices as well as individual prices subject to wholesale trade discount.

RADIATOR—THERMO SYPHON




Part No.	Name of Part	Year	LIST PRICE			Each	Fac. No.	No. Req. per Car
			Lots of 10 per lot	Lots of 100 per lot	Lots of 1000 per lot			
RADIATOR—THERMO SYPHON—Continued								
3930...	Radiator stud spring	1909-26	Order 2742					
3931 1/2	Radiator stud washer nut	1909-26	\$0 15	\$1 40	\$12 00	\$0 03	1161	2
3932	Radiator rod	1909-23	1 00			15	1111B	1
3932B	Radiator rod	1923	1 00			15	1111GR	1
3932C	Radiator rod	1923-25	1 00			15	1111D	1
3932D	Radiator rod	1926				15	1111E	1
3934	Radiator rod nut	1909-26	Order 3066B					
3939	Outlet connection pipe	1909-26	2 00			25	1121	1
3940	Outlet connection cock	1909-26	Order 3079					
3944	Outlet connection hose	1909-26	80	7 50		10	507B	2
3945	Outlet connection hose clip	1909-26	30	2 50		05	554B	4
3947B	Radiator shell	1917-23				1 00	8737B	1
3947C	Radiator shell	1923-26				1 00	8737C	1
3947D	Radiator shell (nickel)	1926				3 00	8737D	1
3975	Radiator stud spring upper thimble	1919-26	15	1 25		02	1115	1
3976	Radiator stud spring lower thimble	1919-26	25	2 00		03	1114	1
3977	Radiator apron	1923-25				35	8016AR	1
3977C	Rad. apron and finish strip assy.— —Fordor	1926				75	40113	1
3977D	Rad. apron finish strip— —Fordor	1926				35	8665	1
3977E	Radiator apron	1926				40	40110R	1
4000	Bracket (rod on rad.)	1909-26				10	1125B	1
4001	Bottom (up. tank)	1917-26				65	8706AR	1
4001B	Bottom (up. tank)	1924-26				65	8706B	1
4001C	Bottom (upper tank)	1926				65	8706C	1
4002	Clasp (hood on rad.)—black	1909-26				02	1109B	1
4002B	Clasp (hood on rad.) tinned	1926				02	1109C	1
4003	Con. (inlet)	1917-23	1 50			20	8712AR	1
4003B	Con. (inlet)	1923-26	2 50			30	8712CR	1
4004	Con. (outlet)	1910-26				25	1104B	1
4005	Cover (lower tank)	1909-26				30	1134BR	1
4005B	Cover (lower tank)	1924-26				30	1134C	1
4005C	Cover (lower tank)	1926				30	1134D	1
4006	Fin	1909-26	75	5 00		10	1143AR	1
4006B	Fin	1924-26	75	5 00		10	1143B	1
4006C	Fin	1926	75	5 00		10	1143C	1
4007	Flange (filler)	1917-26				25	8713	1
4007B	Pipe overflow	1917-23				20	8718AR	1
4008	Overflow pipe	1923-26				20	8718CR	1
4008B	Overflow pipe	1924-26				20	8718D	1
4009	Plate (splash)	1916-26				10	8709	1
4010	Support	1909-19				25	1126BR	1
4010B	Support	1920-26				25	1126CR	1
4011	Support (lower tank)	1909-19				05	1190A	1
4011B	Support (lower tank)	1920-26				05	1190BR	1
4011C	Support (lower tank)	1924-26				10	1190C	1
4012	Support (upper tank) R.	1917-23				15	8750AR	1
4012B	Support (upper tank) assy.—R.	1923-26				20	8829AR	1
4012C	Support (upper tank) assy.—R.	1924-26				20	8829B	1
4012D	Support (upper tank) R.	1917-23				15	8750ER	1
4012E	Support (upper tank) assy. R.	1924-26				20	8829C	1
4013	Support (upper tank) L.	1917-23				15	8751AR	1
4013B	Support (upper tank) assy.—L.	1923-26				20	8830AR	1
4013C	Support (upper tank) assy.—L.	1924-26				20	8830B	1
4013D	Support (upper tank) L.	1917-23				15	8751ER	1
4013E	Support (upper tank) assy. L.	1924-26				20	8830C	1
4015	Tank (lower)	1916-26				50	1137B	1
4016	Top (upper tank) less filler flange	1916-26				40	8705	1
4017	Tube	1917-23				05	8717AR	1
4017B	Tube	1924-26				10	8717D	1
4018	Wall (upper tank front)	1917-26				25	8707	1
4019	Wall (upper tank rear)	1917-26				25	8708	1
4020	Wall assembly (rear)	1917-26				50	8872	1

RADIATOR FAN

3980	Fan and pulley assembly	1909-20				1 25	619R	1
3981	Fan blade	1909-20				10	611	4
3981B	Fan blade rivets	1909-20			1 50 DZ.	05	1566	16
3961C	Fan blade assembly	1920-26	2 00			25	620	1
3962B	Dr. fan pulley with bush	1920-26	6 00			70	618B	1
3983	Fan drive pulley	1909-20				30	602A	1
3963B	Fan drive pulley	1920-26	2 50			30	602B	1
3984	Fan belt—23"	1909-16	3 00	28 00		40	609AR	1
3984C	Fan belt—26"	1917-20	3 00	28 00		40	609B	1
3984E	Fan belt	1920-25	3 00	28 00		40	609C	1
3984F	Fan belt	1926	3 00	28 00		40	609D	1

†Flat tube design radiator. *3 tube design.
 †Quantity prices will apply on any assortment of these four belts.
 Above quantity prices as well as individual prices subject to wholesale trade discount.



Part No.	Name of Part	Year	LIST PRICE			Each	Fac. No.	No. Req. per Car
			Lots of 10 per lot	Lots of 100 per lot	Lots of 1000 per lot			

RADIATOR FAN—Continued

3985	Fan shaft	1909-20				\$0 25	606A	1
3966C	Fan shaft	1920-25				20	606C	1
3967	Fan bracket	1909-16	\$3 00			40	604A	1
3967B	Fan bracket	1917-25	2 50			30	604B	1
3985	Fan bracket bolt	1909-25				10	605	1
3970	Fan grease cup	1909-19	75	\$6 00		10	601R	1
3973	Fan adjusting screw	1909-25	15	1 00		02	645	1
3973B	Fan adjusting screw nut	1909-25	Order 3066B					
3973C	Fan eccentric adj. bolt	1926				15	647	1
3973D	Fan eccentric adj. bolt nut	1926				03	648	1
3974	Fan driven pulley bush	1917-20				15	8757A	1
3974B	Fan driven pulley bush	1920-26	1 00			15	8757B	2
3980	Fan pulley plug	1920-26	25	2 00		03	633	1
3981	Fan pulley gasket	1920-26	10	80		02	634	1
3982	Fan shaft cap	1920-26	10	90		02	635	1
3983	Fan shaft felt washer	1920-26	15	1 00		02	637	1
3984	Fan blade screw	1920-26		60	\$5 00	01	652	4
3985	Fan blade screw washer	1920-26	Order 3261C					
3986	Fan shaft nut	1920-26	Order 2719					
3987B	Fan eccentric	1926				25	630	1
3988	Fan eccentric plate	1926				03	638	1


MUFFLER

4025B	Muffler assembly	1909-26	20 00			2 50	1200C	1
4026B	Muffler head—front	1917-20				35	1202CR	1
4026C	Muffler head—front	1921-26				10	1202D	1
4027	Muffler shell—outer	1909-26				25	1203	1
4028	Muffler shell—middle	1909-26				20	1204	1
4029	Muffler shell—inner	1909-26				20	1205	1
4030	Muffler rod	1909-17				10	1206AR	3
4030B	Muffler rod	1917-20				10	1206BR	1
4031	Muffler rod nut	1909-20	Order 2503F					
4032	Muffler head retainer	1921-26				02	1210	1
4033	Muffler head retainer bolt and nut	1921-26	Order 4819B and 3514					
4035	Muffler head bolt washer	1921-26				doz. 05	925	1
4037C	Long exhaust pipe	1920-26				1 40	1214B	1
4040B	Muffler head—rear	1917-21				35	1201DR	1
4040C	Muffler head—rear	1921-26				20	1201ER	1
4041B	Muffler head to frame bolt and nut	1921-26	Order 3074 and 2515					

HOOD

4050B	Hood	1917-23				6 00	8726AR	1
4050C	Hood	1923-25				6 00	8726B	1
4050D	Hood (black)	1926				6 00	40009	1
4050E	Hood (Channell green)	1926				8 00	40009	1
4050F	Hood (Windsor maroon)	1926				9 00	40009	1


Above quantity prices as well as individual prices subject to wholesale trade discount.



Part No.	Name of Part	Year	LIST PRICE			Each	Fac. No.	No. Req. per Car
			Lots of 10 per lot	Lots of 100 per lot	Lots of 1000 per lot			

HOOD—Continued

4051	Hood handle	1909-26				\$0 05	1314	2
4052	Hood clip	1909-16				10	1310	4
4053	Hood clip	1917-26		\$6 00		02	1311	4
4053B	Hood clip spring	1909-16				02	8734	4
4054	Hood clip spring	1917-26	\$0 15	1 00		02	40037	2
4054B	Hood corner pad	1926				30	8742AR	1
4056B	Hood block—left	1917-23	2 50			30	8742B	1
4056C	Hood block—left	1923-25	2 50			40	40017	1
4056D	Hood block—left	1926				30	8741AR	1
4057B	Hood block—right	1917-23	2 50			30	8741B	1
4057C	Hood block—right	1923-25	2 50			40	40016	1
4057D	Hood block—right	1926						
	Hood block to frame bolt—long	1926						
	Hood block to frame bolt—short	1926						
	Hood block to support brkt. bolt	1926						
*4060C	Hood pad (on dash)	1917-22	70	5 00		08	8711AR	2
*4060D	Hood pad (on rad. shell)	1917-26	1 35	10 00		15	8710	1
*4060E	Hood pad (on dash)	1923-25	70	5 00		08	8711B	2
*4060F	Hood pad (on dash)	1926				10	8673	1
4061B	Hood clasp (on dash)	1917-20	40			95	8720AR	1
4061C	Hood clasp (on dash) screw	1917-23		3 50		02	8763	2
4061D	Hood clasp (on dash)	1920-23	35	2 50		05	8720BR	1
4061E	Hood clasp (on dash)	1923	35	2 50		05	8720C	1



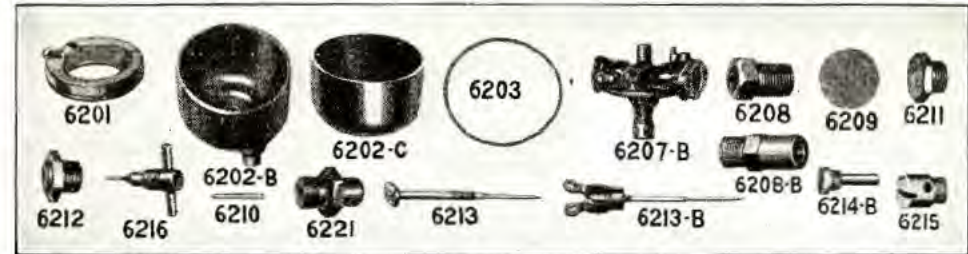
4061F	Hood clasp (on dash)	1923-25	35	2 50		05	8720D	1
4073	Hood block support—front—R	1917-23	75			10	8743	1
4073B	Hood block support—front—R	1923-25	75			10	8743B	1
4073C	Hood block support—front—R	1926				15	40022	1
4074	Hood block support—front—L	1917-23	75			10	8744	1
4074B	Hood block support—front—L	1923-25	75			10	8744B	1
4074C	Hood block support—front—L	1926				15	40023	1

*Less than 100 yards .08 per yard—100 yards or more .06 per yard.
Above quantity prices as well as individual prices subject to wholesale trade discount.

Part No.	Name of Part	Year	LIST PRICE			Each	Fac. No.	No. Req. per Car
			Lots of 10 per lot	Lots of 100 per lot	Lots of 1000 per lot			

HOOD—Continued

4075	Hood block support—rear—R	1917-23	\$0 75			\$0 10	8745	1
4075B	Hood block support—rear—R	1923-25	75			10	8745B	1
4075C	Hood block support—rear—R	1926				05	40028	1
4076	Hood block support—rear—L	1917-23	75			10	8746AR	1
4076B	Hood block support—rear—L	1923-25	75			10	8746B	1
4076C	Hood block support—rear—L	1926				05	40029	1
4077	Hood block support bracket—rear	1926				20	40008	1



CARBURETOR

FORD CARBURETOR MODEL ("NH")

6200C	Carburetor	1926	25 00			3 00	553B2	1
6201	Float with lever	1920-26	2 00			25	6333B	1
6202B	Float chamber and bushing assy.	1920-25				50	6318B	1
6202C	Float chamber	1923-26				30	4802F	1
6203	Float chamber gasket	1920-26				03	555B	1
6204	Spray nozzle gasket	1920-26		\$0 50		01	4820B	1
6205	Mixer chamber gasket	1920-26				02	6367B	1
6206	Throttle lever							
6206B	Aux. throttle lever							
6207B	Mixer chamber	1920-26				1 50	6343R	1
6208	Adj. needle clamp nut	1920-25				05	4812B	1
6208B	Carb. spray needle adj. nut	1926				05	4812D	1
6209	Throttle plate	1920-26				02	4517B	1
6210	Float lever pin	1920-26				01	6320B	1
6211	Float chamber screw	1920-26				05	6284	1
6212	Float valve seat	1920-26				05	6321B	1
6213	Spray needle assembly	1920-25	40			15	6335B	1
6213B	Carb. spray needle assembly	1926	1 00			30	6335E	1
6214B	Spray nozzle	1920-26				20	6341C	1
6215	Air passage vent plug	1920-26	1 50			10	6273R	1
6216	Drain passage vent plug assembly	1916-26				10	6329	1
6217	Throttle lever stop screw							
6218	Aux. Throttle lever spring							
6219	Float valve seat gasket	1920-26						
6220	Gasoline inlet needle	1920-26						
6221	Drain valve body	1923-26						



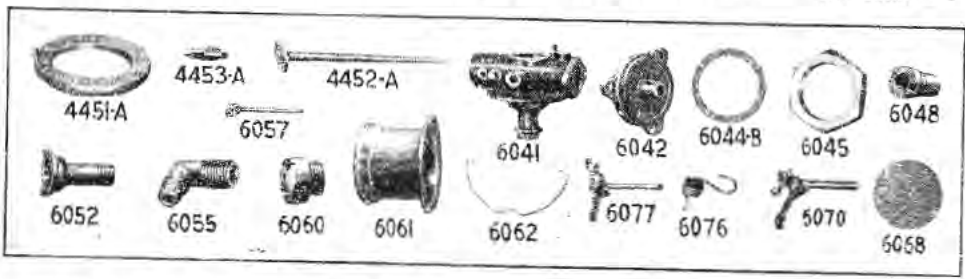
KINGSTON CARBURETOR (Model "L-4")

*6150B	Carburetor	1926	25 00			3 00	553B1	1
6151	Drain valve body	1921-26				15	6328C	1
6152	Float chamber	1921-23				50	4802ER	1
6152B	Float chamber	1924-26				50	4802G	1
6153	Mixing chamber	1921-23				1 50	6340CR	1
6153B	Mixing chamber	1924-26				1 50	6340H	1

†When used on cars without instrument board adjustment replace spray needle and adj. nut with 6213 and 6208.

‡Use with mixing chamber having slots at bottom.
*When used on cars without instrument board adjustment replace spray needle with 6161.
Above quantity prices as well as individual prices subject to wholesale trade discount.

Part No.	Name of Part	Year	LIST PRICE			Each	Fac. No.	No. Req. per Car
			Lots of 10 per lot	Lots of 100 per lot	Lots of 1000 per lot			
CARBURETOR—Continued								
KINGSTON CARBURETOR (Model "L-4")—Continued								
6154	Carb. inlet elbow							
6155	Float with lever	1921-26						
6156	Float chamber gasket	1921-26						
6157	Mixing chamber gasket	1921-23						
6157B	Mixing chamber gasket	1924-26						
6158	Float valve seat gasket	1921-26						
6159	Constant air supply lever assy.	1921-26						
6160	Throttle lever assy.	1921-26						
6161	Spray needle assembly	1921-25						
6161B	Spray needle assembly	1926						
6162	Drain valve body clamp nut	1921-26						
6163	Mixing chamber nut	1921-23						
6163B	Mixing chamber nut	1924-26						
6164	Constant air supply spring							
6165	Spray needle sleeve	1915-26						
6166	Float lever pin	1915-26						
6167	Constant air supply plate	1921-26						
6168	Throttle plate	1921-26						
6169	Drain valve plug assembly	1915-26						
6170	Throttle lever adj. screw							
6171	Air valve stop assembly	1921-26						
6172	Float valve seat	1921-26						
6173	Air valve shaft assembly	1921-26						
6174	Air valve	1921-26						
6175	Gasoline valve	1921-26						

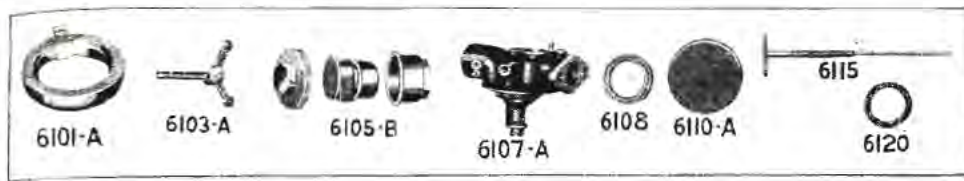


FORD CARBURETOR PARTS (Model "G")

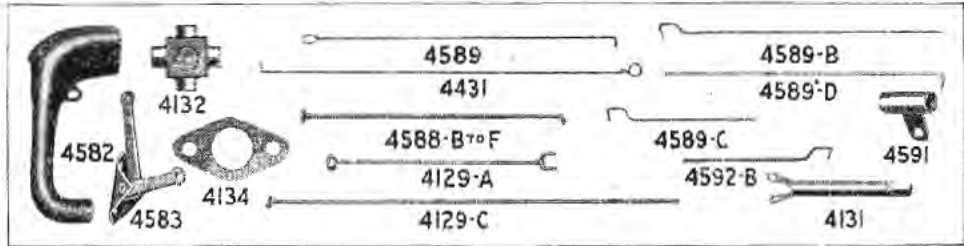
4451A	Float with lever	1914-21						
4452A	Spray needle assembly	1914-21						
4453A	Gasoline inlet needle	1914-21						
6041	Mixing chamber	1914-20						
6042	Mixing chamber top	1912-14-20						
6043	Mixing chamber top screw	1912-20						
6044	Mixing chamber top gasket	1914-20						
6044B	Mixing chamber bottom gasket	1912-20						
6046	Mixing chamber nut	1912-20						
6046	Float chamber and bushing	1914-20						
6047	Float lever pin	1914-20						
6048	Float valve seat	1914-20						
6049	Float valve seat gasket	1914-20						
6051	Spray needle clamp nut	1912-20						
6052	Spray nozzle	1914-20						
6053	Spray nozzle gasket	1912-14-20						
6055	Ga. inlet elbow	1913-20						
6057	Low speed tube with nut	1915-20						
6058	Low speed tube retaining screw	1912-14-20						
6060	Low speed boss screw	1912-14-20						
6061	Strangling tube	1912-14-20						
6062	Strangling tube retainer	1912-14-20						
6064	Throttle lever stop screw	1911-21						
6065	Throttle lever clamp screw	1911-19						
6068	Throttle plate	1912-14-20						
6070	Throttle lever	1912-14-20						
6070B	Throttle lever—oversize	1912-14-20						
6071	Throttle lever adj. lock nut	1911-20						
6074	Aux. throttle plate	1915-20						
6076	Aux. throttle lever spring	1914-20						
6077	Aux. throttle lever assy.	1914-21						
4463	Float lever holding screw nut	1912-19						
4464	Float lever holding screw	1913-19						
6081A	Drain valve plug assy.							

Order T-6216

Above quantity prices as well as individual prices subject to wholesale trade discount.



Part No.	Name of Part	Year	LIST PRICE			Each	Fac. No.	No. Req. per Car
			Lots of 10 per lot	Lots of 100 per lot	Lots of 1000 per lot			
CARBURETOR—Continued								
KINGSTON CARBURETOR PARTS (MODEL "L-2")								
6101A	Carburetor float assy.	1917-21						
6102	Throttle lever	1913-20						
6103A	Constant air supply lever	1913-20						
6103B	Air valve cap	1917-20						
6104A	Float chamber	1917-20						
6104A	Mixing chamber	1917-20						
6104B	Mixing chamber gasket	1917-20						
6109	Throttle gate							
6110A	Constant air supply gate	1915-20						
6111	Mixing chamber nut	1913-20						
6116	Spray needle assembly	1910-21						
6118A	Float to lever screw	1917-20						
6120	Throttle lever adj. screw	1913-20						
6121	Throttle lever clamp screw	1910-20						
6123	Air valve shaft	1915-20						
6124A	Spray needle sleeve							
6126	Constant air supply spring	1913-20						
6126A	Float valve seat	1917-20						
6127A	Gasoline valve	1917-21						
6128	Air valve	1915-20						
6129A	Float valve seat gasket	1917-20						



CARBURETOR ATTACHMENTS

4127A	Carburetor adj. rod bracket	1909-22						
4128A	Carburetor adjusting rod	1909-25						
4129B	Carburetor adj. rod and knob assy.							
4129C	Carburetor adj. rod and knob assy.—23 1/2" T.C., Road., Open Cab.	1925	\$2 00					
4129D	Carburetor adj. rod and knob assy.—25 1/2" Cp., Tudor, Fordor.	1925	2 00					
4129E	Carburetor adj. rod and knob assy.—15 1/2" T and TT Chassis	1926	1 50					
4129E	Carburetor adj. rod and knob assy.—27 3/4" Closed Cab.	1926	2 00					
4129F	Carburetor adj. rod and knob assy.—Cp.—Tudor.	1926						
4129G	Carburetor adj. rod and knob assy.—Road.—T.C.—Fordor.	1926						
4130	Carburetor flange bolt	1909-26						
4130B	Carburetor flange bolt nut	1909-26						
4131	Carburetor adj. rod sleeve	1926						
4132	Carburetor univ. joint spider	1926						
4134	Carburetor flange gasket	1909-26						
4431	Carburetor priming rod	1909-26						
4582	Carburetor hot air pipe	1912-25	1 75	15 00				
4582B	Carburetor hot air pipe	1925-26	1 75	15 00				
4583	Priming bell crank	1919-25						
4587B	Priming rod—17 1/2"	1919-22	1 25					
4588B	Priming rod—13 1/2"	1919-22	1 25					

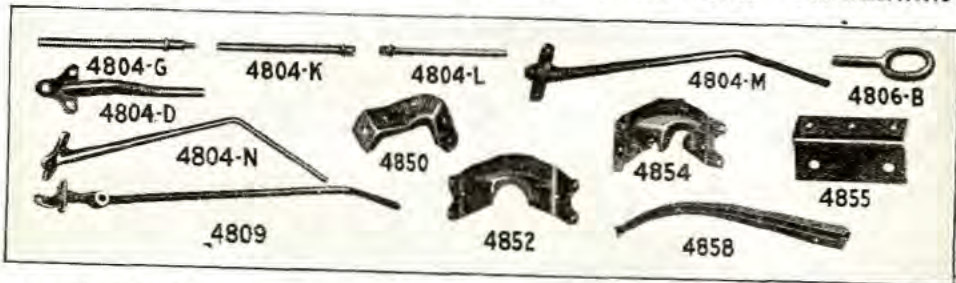
Above quantity prices as well as individual prices subject to wholesale trade discount.

Part No.	Name of Part	Year	LIST PRICE			Each	Fac. No.	No. Req. per Car
			Lots of 10 per lot	Lots of 100 per lot	Lots of 1000 per lot			
CARBURETOR ATTACHMENTS—Continued								
4588D	Priming rod—13 1/2"	1923-25	\$1 25			\$0 15	.6627B	1
4588E	Priming rod—17 1/2"	1923-25	1 25			15	.6629C	1
4588F	Priming rod—16 1/2"	1923-25	1 25			15	.6630B	1
4589	Priming rod—20"	1919-25	25			05	.8797AR	1
4589B	Priming rod—14 1/2"	1922-25	25			05	.8797BR	1
4589C	Choke lever rod—7 1/2"	1925	10			02	.8797CR	1
4589D	Choke lever rod—7 1/2"	1926	10			02	.8797D	1
4590	Priming rod bumper	1926				01	.6115	
4591	Priming rod lift	1926				05	.6116	
4592	Choke lever rod, 8 1/2" T & TT chassis	1925				02	.6117AR	1
4592B	Choke lever rod, 8 1/2" T & TT chassis	1926				02	.6117B	1
**4593	Carb. adj. rod anti-rattler	1925-26				05	.6104	1
†4594	Carb. adj. rod anti-rattler	1926				10	.45293	1

FENDERS

FENDERS

4800B	Front fender—right	1917-23				4 00	.7976	1
4800C	Front fender—right	1923-25				4 00	.7976B	1
4800D	Front fender—right	1926				6 00	.40108	1
4801B	Front fender—left	1917-23				4 00	.7977	1
4801C	Front fender—left	1923-25				4 00	.7977B	1
4801D	Front fender—left	1926				6 00	.40109	1
4802F	Rear fender—right	1917-25				3 50	.8850AR	1
*4802C	Rear fender—right	1922-25				3 75	.7730	1
†4802H	Rear fender—right	1923-25				4 00	.8850BR	1
4802J	Rear fender—right—T.C.—Tudor—Fordor	1926				4 75	.40123	1
4802K	Rear fender—right—Road.—Cp.	1926				4 75	.40130	1
4803F	Rear fender—left	1917-25				3 50	.8851AR	1
*4803C	Rear fender—left	1922-25				3 75	.7731	1
†4803H	Rear fender—left	1923-25				4 00	.8851BR	1
4803J	Rear fender—left—T.C.—Tudor—Fordor	1926				4 75	.40124	1
4803K	Rear fender—left—Road.—Cp.	1926				4 75	.40131	1



FENDER IRONS

4804D	Rear fender iron—R. & L.—T.C.	1913-25	1 50			20	.5405	2
4804E	Rear fender iron—right—Cp. & Rbt.	1913-23				60	.5563AR	1
4804F	Rear fender iron—left—Cp. & Rbt.	1913-23				60	.5390AR	1
4804G	Rear fender iron—R. or L.—Sedan	1916-17				40	.8154AR	2
4804K	Rear fender iron—R. or L.—Sedan	1918-25				15	.8154B	2
4804L	Rear fender iron—T.C.	1921-25				10	.7395	2
4804M	Rear fender iron—right	1923-25				60	.5563B	1
4804N	Rear fender iron—left	1923-25				60	.5390B	1
4809	Front fender iron—right or left	1909-25	5 50			60	.343B	2

FENDER BOLTS, NUTS AND BRACKETS

4805B	Rear fender iron bolt	1915-25	15	\$ 1 20	\$ 9 00	03	.7171	6
4805C	Rear fender iron bolt nut	1915-25	10	80	6 00	02	.341	
4806B	Fender eye bolt	1909-25	45	4 25	40 00	05	.1942	4
4806C	Fender eye bolt washer	1909-25		50	2 50	01	.1943	4
4806D	Fender eye bolt nut	1909-25						
4808	Front fender iron bolt (side)	1910-25	Order 2825B					
4808B	Front fender iron bolt (bottom)	1910-25	25	2 00	15 00	03	.1323	2
4808C	Front fender apron to frame bolt	1915-25	Order 3362					
4808D	Front fender iron bolt nut	1910-25	15	1 25	8 00	03	.4088	4
4808E	Front fender apron to frame bolt nut	1915-25	Order 2515					
4850	Front fender apron brkt.—right	1917-25	Order 3088E					
4851	Front fender apron brkt.—left	1917-25				10	.8854	1
						10	.8855	1

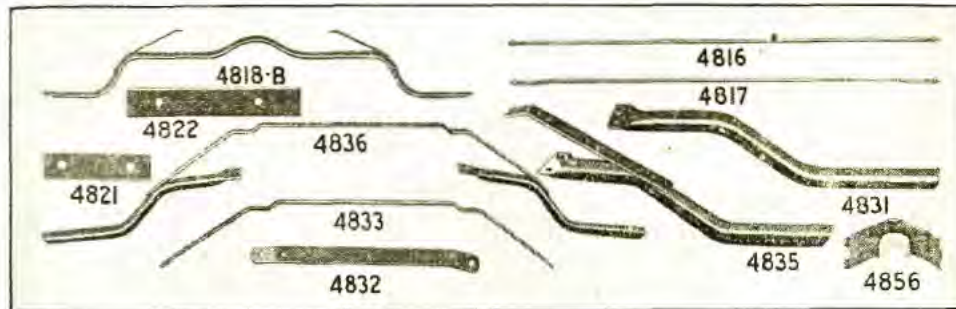
*For Fordor and Tudor.

†For Coupe.

**Road, and T. C.—1925—Open and Closed Cab 1925-26.

††Road., T.C., Tudor, Coupe—1926.

Above quantity prices as well as individual prices subject to wholesale trade discount.



Part No.	Name of Part	Year	LIST PRICE			Each	Fac. No.	No. Req. per Car
			Lots of 10 per lot	Lots of 100 per lot	Lots of 1000 per lot			

FENDERS—Continued

FENDER BOLTS, NUTS AND BRACKETS—Continued

4852	Front fender iron brkt.—left	1915-25				\$0 15	.7984	1
4853	Front fender iron brkt.—right	1915-25				15	.7998	1
4854	Rear fender iron bracket	1915-25				20	.7483	2
4855	Rear fender to R. B. shield brkt.	1915-25				05	.7994AR	2
4856	Rear fender iron brkt.—R.—Coupe	1924-25				20	.7484	1
4857	Rear fender iron brkt.—L.—Coupe	1924-25				20	.7486	1
4858	Front fender bracket	1926				45	.40106	2
	Front fender brkt. bolt	1926						
	Front fender brkt. bolt nut	1926						
	Front fender brkt. bolt lock washer	1926						
	Fender to R. B. bolt	1926						
	Fender to R. B. bolt nut	1926						
4864	Fender to R. B. bolt lock washer	1926		\$0 25	doz.	05	1599	
4865	Fender to R. B. shield bolt	1926		50		02	7431	
4866	Fender to R. B. shield bolt nut	1926		50		01	1068	
4867	Fender to R. B. shield plain washer	1926		50		01	1034	
4868	Fender to R. B. shield lock washer	1926		25	doz.	05	1966	
4869	Rear fender to body bolt	1926				01	7089	
	Rear fender to body bolt nut	1926						
	Rear fender to body plain washer	1926						
4872	Rear fender to body lock washer	1926		50		01	7254	
4873	Rear fender brkt. to body bolt	1926				02	8147	
4874	Rear fender brkt. to body bolt nut	1926				03	45131	
†	Rear fender and flange reinforcement to body bolt	1926						
†	Rear fender and flange reinforcement to body bolt nut	1926						
†	Rear fender and flange reinforcement to body plain washer	1926						
†	Rear fender and flange reinforcement to body lock washer	1926						
4880	R. B. shield to sill filter block screw	1926				01	1465	
4881	R. B. shield to sill filter block washer	1926		50		01	7593	

RUNNING BOARD AND SHIELDS

4812	Running board—R.	1909-25	1 25			1 25	.5418	1
4813	Running board—L.	1909-25	1 25			1 25	.5480	1
4813B	Running board	1926	1 50			1 50	.5418B	1
4814C	Running board shield—R.	1917-25	2 40			2 40	.7986	1
4814D	Running board shield—R.	1922-24	2 40			2 40	.7747AR	1
4814E	Running board shield—R.	1924-25	2 40			2 40	.7747B	1
4814F	Running board shield—R.	1926	2 75			2 75	.40127	1
4816C	Running board shield—L.	1917-25	2 40			2 40	.7987	1
4816D	Running board shield—L.	1922-24	2 40			2 40	.7748AR	1
4816E	Running board shield—L.	1924-25	2 40			2 40	.7748B	1
4815F	Running board shield—L.	1926	2 75			2 75	.40128	1
4818	R. B. truss rod—front with nuts	1909-21	35			35	.5804	1
4817	R. B. truss rod—rear with nuts	1909-21	35			35	.5805	1
4817B	Truss rod nut	1909-21	\$0 20	1 50		03	.339	4
4818B	Running board bracket assy.	1921-26	1 00			1 00	.2926	2
4819	Running board to rear fender bolt	1909-20	15	1 25		03	.1344B	4
4819B	Running board to rear fender bolt	1921-26	15	1 25	\$9 00	03	.8161	4
4819C	Running board to rear fender nut	1909-25						
4819D	R. B. to rear fender nut	1909-25						
4820	R. B. to front fender bolt and nut	1909-20						
4820C	R. B. to front fender bolt	1921-25						
4821	R. B. to shield clamp	1919-25						
4822	Running board block	1926						


*For Fordor and Tudor. †Tudor only

Above quantity prices as well as individual prices subject to wholesale trade discount.

Part No.	Name of Part	Year	LIST PRICE			Each	Fac. No.	No. Req. per Car
			Lots of 10 per lot	Lots of 100 per lot	Lots of 1000 per lot			


RUNNING BOARD—TRUCK

4830B	Running board—right	1926				50 60	TT5418	1
4830C	Running board—left	1926				60	TT5480	1
4831	R. B. bracket	1918-26				35	TT2926	4
4832	R. B. bracket and brace	1918-26				15	TT2927	2
4833	R. B. bracket rear brace	1918-26				30	TT2929	1
4834	R. B. bracket—rear	1918-26				35	TT2925	1
4835	R. B. bracket and brace assy.—front	1918-26				50	TT2928	1
4836	R. B. bracket and brace assy.—rear	1918-26				1 10	TT2930	1



FORD SPARK COIL

5000	Coil (includes switch)	1909-22				8 50	1383	1
5001	Coil	1909-25				7 75	1383B	1
5001B	Coil	1926				7 75	1383D	1
5001C	Coil box bracket—right	1926				10	5889	1
5001D	Coil box bracket—left	1926				10	5890	1
5002	Coil box with cover (includes switch)	1914-22				2 50	5858	1
5003	Coil box with cover	1919-25	\$16 50			1 75	5858B	1
5003B	Coil box with cover	1926				1 75	5858D	1
5004	Coil box cover	1915-25				25	7910AR	1
*5004B	Coil box cover	1926				50	7910B	1
†5004C	Coil box cover gasket	1926				10	5897	1
5005B	Switch cover	1918-22				10	5835B	1
5006	Switch plug	1914-22	20	\$1 50		05	5815A	1
5007	Coil unit	1914-26	14 00			1 50	5845	4
5008	Vibrator	1914-26	40	3 50	\$30 00	05	6797	4
5008B	Vibrator and lower bridge assy.	1924-26	50	4 75	45 00	06	6737B	4
5009	Vibrator bridge	1914-26	65	6 00	55 00	08	6702	4



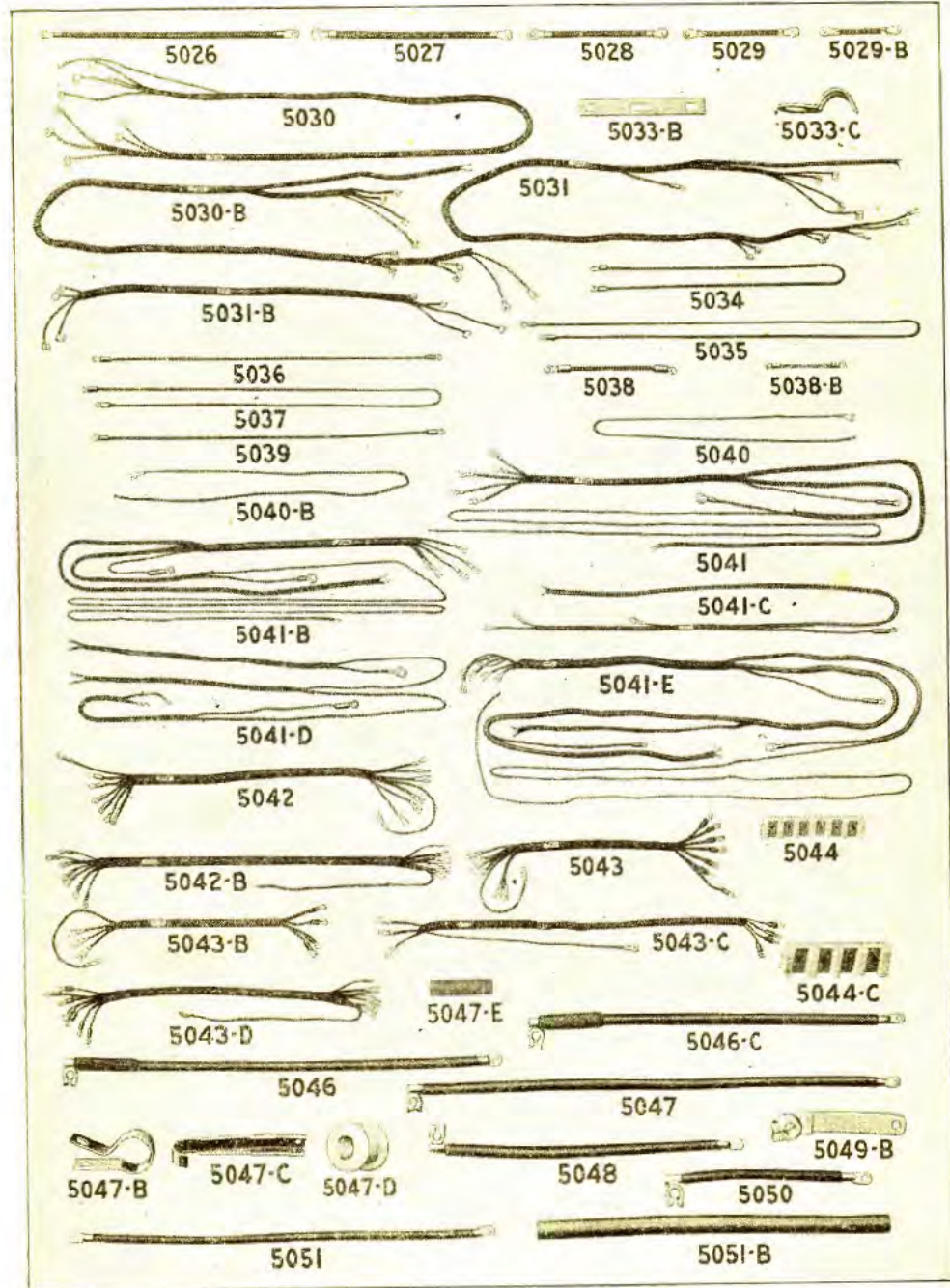
SWITCH

5010	Switch assembly (on coil)	1914-22				75	5873	1	
5012	Ignition switch (on instrument bd.)	1919-25				75	7675ER	1	
†5012B	Ignition switch	1926				75	7675F	1	
‡5012C	Ignition switch	1926				75	7676	1	
5013B	Switch key—give serial number	1919-25		50	4 50	40 00	10	5815C	1
5014	Starting switch (on floor board)	1919-26		4 00			50	8792	1
5014B	Starting switch bracket bolt—long	1920-26		25	2 00		03	8760	1
5014E	St. switch cover and plunger assy.	1923-26		1 50			20	8698	1
5015	Starting switch plunger extension	1919-25		80			10	8793R	1

*Same as S728B. †Same as S740. ‡Cars with starter. [Length 21 1/2].

§Cars without starter. Above quantity prices as well as individual prices subject to wholesale trade discount.

WIRING





Part No.	Name of Part	Year	LIST PRICE			Each	Fac. No.	No. Req. per Car
			Lots of 10 per lot	Lots of 100 per lot	Lots of 1000 per lot			

AMMETER

5016	Ammeter	1919-25	\$6 00	\$55 00		\$0 75	7680	1
5016B	Ammeter	1926	6 00	55 00		75	7680B	1
5017	Ammeter lens and rim	1919-25	1 50			20	8105	1
5017B	Ammeter lens	1919-25	40	3 00		05	8121	1
5017C	Ammeter lens	1926	40	3 00		05	8121B	1
5017C2	Ammeter lens	1926	40	3 00		05	8121C	1
5017D	Ammeter adapter plate	1926	1 25	10 00		15	6665R	1

STARTER DRIVE

5018	Starter drive	1919-26	36 00			4 00	1883	1
5019	Starter drive head	1919-26	4 00			50	2007	1
5020	Starter drive key	1919-26	15	1 00	\$7 50	02	1751	1
5021	Starter drive shaft and gear	1919-26				3 50	2026	1
5022	Starter drive spring	1919-26	2 50	21 00		30	2006	1
5023	Starter drive shaft spring screw	1919-26	25	2 25	20 00	03	1983	1
5024	Starter drive head spring screw	1919-26	40	3 50	32 00	05	1781	1
5025	St. drive spring screw lock washer	1919-26		50	4 00	01	1782	2

WIRING

5026	Spark plug wire 1 1/8"	1909-25	70	6 50		10	1365	1
5027	Spark plug wire (also magneto to coil) 10 3/4"	1909-25	65	6 00		10	1366	1
5028	Spark plug wire 7"	1909-25	60	5 00		10	1376	2
5029	Spark plug wire 7 1/2"	1926	60	5 00		10	1360	2
5029B	Spark plug wire 5 1/2"	1926	60	5 00		10	1359	2
5030	Commutator wire	1909-22	7 50	70 00		80	7502AR	1
*5030B	Commutator wire	1922-26	9 00			1 00	7502C	1
*5031	Commutator wire (starter type)	1919-26	10 00			1 10	7502B	2
5031B	Commutator wire	1926	4 00			50	7502D	1
5033B	Commutator wire term. retainer	1921-26				01	2124	2
5033C	Commutator wire clip	1919-26				01	7688	7
5035	Ammeter to cutout wire—Sedan 49"	1919-25	1 80			20	7683B	1
5036	Ammeter to cutout wire—Coupe 23"	1919				15	7684A	1
5037	Ammeter to cutout wire—Coupe 41"	1919-25	1 25			15	7684B	1
5038	Ammeter to ignition switch wire	1919-25	80			10	7681AR	1
5038B	Ammeter to ignition switch wire	1926				10	7681B	1
5040	Terminal block to switch wire	1919-25	60			10	8894B	1
5040B	Terminal block to horn switch wire	1926				10	8894C	1
*5041	Lighting wire	1919-25				90	7682CR	1
*5041B	Lighting wire—Truck	1921-26				1 00	T7682B	1
*5041C	Lighting wire	1922-25				50	7661A	1
*5041D	Lighting wire	1922-25	4 50			65	7661B	1
5041E	Lighting wire	1926				1 50	7682D	1
5042	Switch wire—Sedan	1919-25	7 00			75	7685B	1
5042B	Switch wire—Rd.—T.C.—Cp.—Tudor	1926				75	7685D	1
*5043	Switch wire	1919-25	6 00			70	7686B	1
5043B	Switch wire	1922-25	3 50			40	7660AR	1
*5043C	Switch wire	1926				45	7660B	1
5043D	Switch wire—Fordor—Com. Chassis	1926				75	7686D	1
5044	Terminal block	1919-22	75	6 50		10	1950AR	1
*5044C	Terminal block	1922	75	6 50		10	1951AR	1
*5044E	Terminal block with screws	1923-26				10	1954	1
*5044F	Terminal block with screws	1923-26				10	1955	1
5046	Battery to switch cable—28 1/4"	1919-26	7 50			80	1889B	1
5046C	Battery to switch cable—Truck	1921-26	7 00			80	TT1889	1
5047	Battery to switch cable—34"	1920				75	1889C	1
5047B	Battery to switch cable sup.—Truck	1920-26	75			10	2116	1
5047C	Battery to switch cable support	1920-26	75			10	2112	1
5047D	Battery to switch cable sup. bush	1920-26				05	2113	1
5047E	Battery to switch cable sleeve	1921-26				05	2120	1
5049B	Ground connector	1919-26	2 50			30	1890B	1
5051	Switch to motor cable	1919-26				50	1891	1
5051B	Switch to motor cable sleeve	1921-26	2 50			30	2119	1
5052	Battery cable terminal bolt	1919-26	15	1 25		02	1937	2
5052B	Battery cable terminal bolt nut	1919-26		75		01	1938	2

*Used on cars without starter, with switch on instrument panel. †Used with steel dash.
 **When used with old style tail lamp remove terminal from end of tail lamp wire.
 ‡Used in 1926 on truck only.
 Above quantity prices as well as individual prices subject to wholesale trade discount.

Part No.	Name of Part	Year	LIST PRICE			Each	Fac. No.	No. Req. per Car
			Lots of 10 per lot	Lots of 100 per lot	Lots of 1000 per lot			

STARTER PARTS

5056	Motor mounting gasket	1919-26	\$0 15	\$1 20	\$11 00	\$0 02	1768	1
5057	Gen. head gasket	1919-26	10	60	3 50	02	1774	1
5058	Gen. mounting short screw	1919-26	20	1 50	12 00	03	1755	1
5059	Bendix cover screw	1919-26		50	4 00	01	1765	1
5060	Term. block to wire screw	1919-26						
5061	Ammeter to plate screw	1919-26		50	4 00	01	5819	1
5062	Motor mounting screw	1919-26	15	1 00	7 50	02	5510	1

STARTING MOTOR AND PARTS

5099	Starting motor	1919-26				12.50	1877	1
5100	Armature	1919-26	45 00			5 00	1940	1
5101	Cover band	1919-26	75	5 00		10	1801C	1
5102	Brush end bracket	1919-26				25	1868	1
5103	Bracket assy. mounting	1919-26				1 30	2037	1
5104	Brush	1919-26	1 40	13 00		15	1806	1
5105	Shaft rear bushing	1919-26				35	1759	1
5106	Shaft front bushing	1919-26		7 50		10	1789	1
5107	Field coil assembly	1919-26				2 50	1871	1
5108	Brush holder assembly	1919-26	4 00			45	1864B	1
5109	Terminal outer insulator	1919-26	15	1 00	7 50	02	1795	1
5110	Terminal inner insulator	1919-26		50	3 50	01	1794	1




5112	Terminal nut	1919-26	20	1 50	12 00	03	1791	1
5113	Field screw	1919-26	15	1 00	8 00	02	1788	1
5114	Brush end bracket to yoke screw	1919-26		75	4 00	01	1808	1
5115	Brush tension spring	1919-26	25	2 00		05	1809	1
5116	Terminal washer	1919-26		50		01	1792	1
5117	Terminal inner steel washer	1919-26		50		01	1798	1
5118	Motor yoke assembly	1919-26				3 50	1852	1

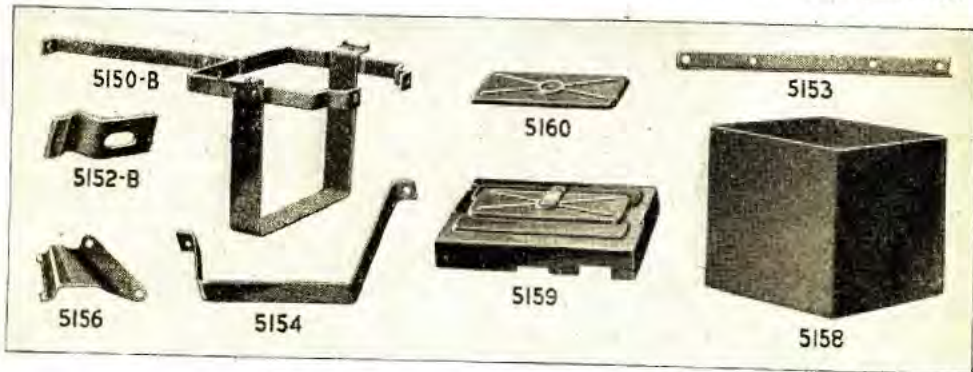
GENERATOR AND PARTS

5055	Cut-out (electric)	1919-26	8 00	70 00		1 00	7677B	1
5119	Generator	1919-26				12.50	1879	1
5120	Armature (less bearings)	1919-26	35 00			4 00	1925	1
5121	Small bearing	1919-26	9 50	90 00		1 00	1838	1
5122	Large bearing	1919-26	11 00	105 00		1 15	1841	1
5123	Terminal bolt	1919-26	40	3 50		05	1836	1
5124	Brush end bracket	1919-26				38	1894	1
5125	Large brush	1919-26	1 35	12 00	110 00	15	1844	1
5126	Small brush	1919-26	1 35	11 50	100 00	15	1845	1
5127	Large bearing disc	1919-26	25	2 00		03	1847	1
5128	Small bearing felt	1919-26	15	1 00		02	2033	1
5130	Head	1919-26				50	2044	1
5131B	Small brush holder	1919-26	90	8 00	70 00	10	1821	1
5132B	Brush holder ring	1919-26				03	1996	1
5132C	Brush holder assembly	1919-26		37 50		40	1865	1
5132D	Brush holder assembly less small brush holder	1919-26		27 50		30	1920	1
5133	Terminal outer insulator	1919-26	15	1 00	8 00	03	1827	1
5134	Terminal nut	1919-26	15	1 00	8 00	03	1818	1
5134B	Brush holder stud nut	1919-26		75	5 00	01	6754	1

†Also for generator.
 Above quantity prices as well as individual prices subject to wholesale trade discount.



Part No.	Name of Part	Year	LIST PRICE			Each	Fac. No.	No. Req. per Car
			Lots of 10 per lot	Lots of 100 per lot	Lots of 1000 per lot			
GENERATOR AND PARTS—Continued								
5135	Oiler	1919-26	\$0 45	\$4 00		\$0 05	1837	
5136	Pinion to shaft pin	1919-26		50	\$4 00		01	1750
5137	Pinion	1919-26	3 00				35	1752
5138	Small bearing felt retainer	1919-26	15	1 00			02	1832
5139	Large brush spring	1919-26	30	2 50	20 00		05	1967
5140	Small brush spring	1919-26	30	2 50	20 00		05	1988
5141B	Small brush holder stud	1919-26	10	80	7 00		02	1823C
5142	Terminal washer	1919-26		50			01	1831
5142B	Small brush holder stud washer	1919-26		30	2 00		01	2058
5143	Field winding assembly	1919-26	14 00			1 50	1978	
5144	Brush to terminal wire	1919-26	40	3 00			05	1851
5145	Generator yoke assembly	1919-26				3 00	1887	



BATTERY BRACKET AND PARTS								
Part No.	Name of Part	Year	Lots of 10 per lot	Lots of 100 per lot	Lots of 1000 per lot	Each	Fac. No.	No. Req. per Car
5160	Bracket assembly	1919-23						
*5150B	Battery bracket assembly	1923-26				75	8841AR	
5151	Clamp bolt	1919-26	25	2 00	10 00	75	8841B	1
5151B	Clamp bolt nut	1919-26				03	8846	
5152	Clamp	1919-23						
*5152B	Battery clamp	1921-26	40			05	8844AR	
5153	Battery support angle—truck	1921-26	1 25			05	8844B	2
5154	Battery box support—truck	1921-26	1 75			15	TT8816	1
5155	Battery clamp support—rear—trk.	1921-26	1 75			20	TT8817	
5156	Battery clamp support—front—trk.	1921-26	1 75			20	TT8818	1
5158	Battery box—less cover	1921-26	1 75			20	TT8819	1
5159	Battery box cover assembly	1921-26				75	7671	1
5160	Battery box cover door	1921-26	5 00			60	5491	1
						10	5493	

*Used with steel battery box or rubber case battery. Above quantity prices as well as individual prices subject to wholesale trade discount.

Part No.	Name of Part	Year	LIST PRICE			Each	Fac. No.	No. Req. per Car
			Lots of 10 per lot	Lots of 100 per lot	Lots of 1000 per lot			
*BATTERY (FORD)								
5175	Battery	1919-26				\$15 00	7670	1
Net prices to Wholesale Trade; From Dealer's Stock—lots of 4 or more \$10.50 each; less than 4, \$11.00 each. See Ford dealer for special contract price on batteries.								
5176	Battery case (wood)	1919-26	\$11 00				1 25	5434
5176B	Battery case (rubber)	1926					2 25	5434
5177	Cell connector	1919-26	85				10	5435
5178	Cell cover	1919-22					30	5436AR
5178B	Cell cover	1921-26	1 75				20	5436B
5178C	Cell cover	1923-26	1 60				20	5436C
5179	Terminal post gasket	1919-22					01	5437AR
5179B	Terminal post gasket	1921-26		\$0 60			01	5437B
5179C	Terminal post gasket	1923-26		60			01	5437C
5180	Rubber jar	1919-26	5 50				60	5438
5181	Terminal post nut	1919-22					05	5439AR
5181B	Terminal post nut	1921-26	30	2 50	\$20 00		05	5439B
5182	Negative group assembly	1919-22					2 00	5440AR
5182B	Negative group assembly	1921-26	17 50				1 85	5440B
5183	Positive group assembly	1919-22					2 00	5441AR
5183B	Positive group assembly	1921-26	17 00				1 80	5441B
5184	Filler plug with gasket	1919-22	1 00	9 00			15	5444AR
5184B	Filler plug with gasket	1921-23					15	5444B
5184C	Filler plug	1923-26	75	5 00	45 00		10	5442C

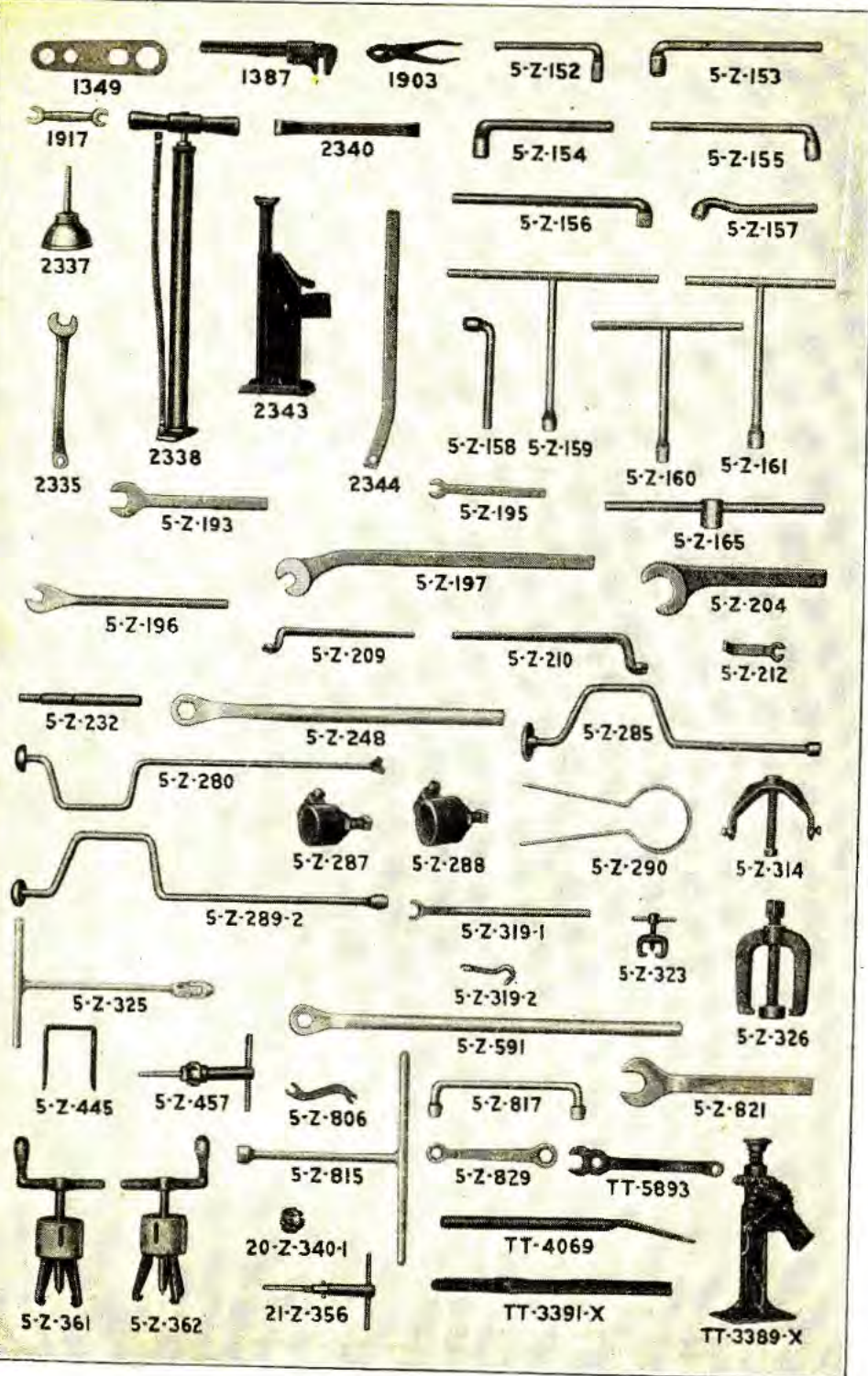


5185	Plate separator	1919-26		2 00	17 00		05	5445
5186	Positive plate	1919-22					30	5427AR
5186B	Positive plate	1921-26	2 50	23 50			30	5427B
5187	Negative plate	1919-22					30	5428AR
5187B	Negative plate	1921-26	2 50	23 50			30	5428B
5188	Negative terminal post	1919-22					20	5425AR
5188B	Negative terminal post	1921-26	1 25				15	5425B
5189	Positive terminal post	1919-22					20	5426AR
5189B	Positive terminal post	1921-26	1 25				15	5426B
5190	Terminal—negative	1919-26	1 20	10 00			15	1929B
5191	Terminal—positive	1919-26	1 20	10 00			15	2049
M6022	Battery sealing compound	(10 lb. carton)				per lb.		13
M1051	Electrolyte							

SPARK PLUGS

5201	Spark plug "Ford" (Champion)	1909-26	4.50 net	40.00 net			160	1386A3	4
5203B	Sp. plug porcelain "Ford" (Champ.)	1909-26	2.20 net	20.00 net			130	3760C	4

*Service Dealer's discount applies on battery parts to Battery Service Stations. Above quantity prices as well as individual prices subject to wholesale trade discount.



Part No.	Name of Part	LIST PRICE		Each	Fac. No.
		Lots of 10 per lot	Lots of 100 per lot		

REPAIR TOOLS

1349	Hub cap wrench	\$1 00		\$0 15	1349
1387	Adjustable wrench	3 50		40	1387
1903	Pliers			25	1903
1917	Double end wrench	1 35	\$12 00	15	1917
2335	Spark plug and cylinder head bolt wrench	3 50		40	5893
2336	Tool roll			20	1979A
2337	Oil can	1 50		20	1384
2338	Tire pump	9 00		1 00	1368
2340	Tire irons, each			15	4069
2343	Jack (including handle)	10 00	90 00	1 25	3389
2344	Jack handle			15	3391
5Z-152	Rear axle housing bolt nut wrench	3 00		40	
5Z-153	Socket wrench for crank shaft bearing bolt nut	4 00		50	
5Z-154	Body bracket con. bolt R. & L. wrench			30	
5Z-155	3/4" L socket wrench	3 50		45	
5Z-156	Crank shaft bearing bolt wrench	3 00		45	
5Z-157	Con. rod cap bolt nut L wrench (Cyl. No. 4)	3 00		40	
5Z-158	D S housing stud nut wrench for 1/2" nut	3 00		45	
5Z-159	Connecting rod T wrench	4 50		55	
5Z-160	1/2" T socket wrench	4 30		50	
5Z-161	Body bracket connecting bolt T wrench—front and center	4 00		45	
5Z-165	Drive shaft pinion T wrench	5 00		60	
5Z-193	Spindle cone adjusting open end wrench	3 00		35	
5Z-195	3/4" open end wrench	2 00		25	
5Z-196	Rear axle entering wrench			30	
5Z-197	Rear spring perch open end wrench			1 25	
5Z-204	Exhaust pack nut open end wrench	8 00		90	
5Z-209	Connecting rod clamp screw wrench	4 00		45	
5Z-210	Fly wheel cap screw wrench	5 00		60	
5Z-212-1	Body bracket connecting bolt holding open end wrench 1/2"			25	
5Z-212-2	Body bracket connecting bolt holding open end wrench 3/4"			25	
5Z-232	Spindle arm bushing driver			40	
5Z-248	Rear axle nut wrench			1 25	
5Z-280	Valve grinder	5 00		60	
5Z-285	1/2" hex. brace wrench	5 00		60	
5Z-287	Rear wheel puller assembly	6 50		80	
5Z-289-1	Trans. cover bolt and nut brace wrench			55	
5Z-289-2	Rad. stud and C. C. to cyl. nut brace socket wrench			65	
5Z-289-3	Universal ball cap bolt brace wrench			70	
5Z-290	Piston ring squeezer			30	
5Z-314	Transmission clutch disc drum puller	5 50		65	
5Z-319	Valve spring lifter			30	
5Z-320	Small time gear puller			80	
5Z-323	Bendix shaft head puller	4 50		60	
5Z-325	Con. rod cap bolt nut T wrench with universal joint for No. 4 connecting rod	15 00		1 60	
5Z-326	Trans. driven gear puller			1 50	
5Z-361	Large time gear puller			6 50	
5Z-362	Cam gear puller (3-spoke design)			6 00	
5Z-445	Transmission band clamp			15	
5Z-457	Valve seat reamer—Old No. 20Z-340			2 90	
5Z-806	Generator third brush adj. wrench—double end	1 25		15	
5Z-815	C. S. center bearing bolt T socket wrench			55	
5Z-817	Carburetor to flange and generator to cyl. block double end socket wrench			50	
5Z-821	Large time gear nut open end wrench			50	
5Z-829	Trans. band, diff. housing oil plug and C. C. drain plug double end ratchet wrench	4 00		50	
5Z-1080	Front spring perch nut L socket wrench			65	
5Z-1156	Headlamp bracket bending iron			1 25	
5Z-1157	Bar for assembling hub brake spring			40	
20Z-340-1	Valve seat reamer cutter			1 40	
21Z-356	Valve seat reamer handle			1 50	


REPAIR TOOLS—TRUCK

5Z-288	Rear wheel puller assembly			1 00	
5Z-591	Rear axle nut wrench			1 50	
TT3389X	Jack (including handle)			2 25	
TT3391X	Jack handle			20	
TT4069	Tire iron (large)			40	
TT5893X	Spark plug, rim nut and cylinder head bolt wrench	3 50		40	

COTTER PINS

	Fac. No.		
1/8" x 1" cotter pins	421	1/8" x 1 1/2" cotter pins	66
1/8" x 3/4" cotter pins	753	1/8" x 1" cotter pins	544
1/8" x 1" cotter pins	82	1/8" x 3/4" cotter pins	88
Price, per dozen			03
Price per Gross			20
Price, per thousand			50

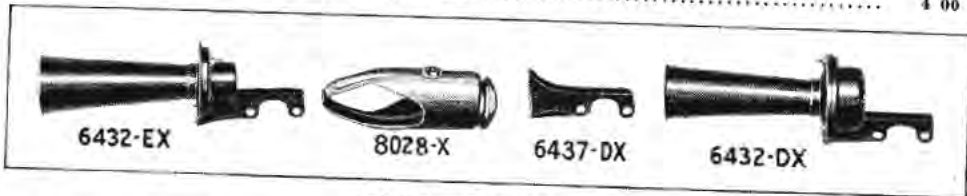
Above quantity prices as well as individual prices subject to wholesale trade discount.



Part No.	Name of Part	Year	LIST PRICE		Each
			Lots of 10 per lot	Lots of 100 per lot	

FORD SPECIALTIES

3144SX	Bumper (front) assembly, with fittings				\$ 7 50
3145SX	Bumper (rear) assembly, with fittings, Roadster				7 50
3146SX	Bumper (rear) assembly, with fittings, Coupe				7 50
3147BSX	Bumper (rear) assembly, with fittings, Tudor, T. C.				7 50
3148SX	Bumper (rear) assembly, with fittings, Fordor				7 50
5773X	Cap (dash lamp)				10
M-255F	Dressing (top) 1 pt.				\$6 00 \$50 00
M-111	Enamel (black touch-up) 1/2 pt.				65
M-165	Enamel (black) air-dry—1 qt.				1 00
M-392	Enamel (channel green) (air dry), 1 qt.				1 00
M-393	Enamel (Windsor maroon) (air dry), 1 qt.				1 25
7962ARX	Kit (Tire repair)				1 50
5761X	Lamp (dash)		2 25	20 00	
3180SX	Lamp (stop and tail) with switch and wiring		5 50	50 00	
18259X	Mirror (rear view) assy.—closed cars				2 50
7853X	Mirror (rear view) assy.—open cars		**7 00	**65 00	
18253X	Mirror (rear view) only		**7 00	**65 00	
17343X	Nut (windshield wiper)		3 50	30 00	
M-230	Polish (body) 1 pt.				40
M-216	Polish (nickel) 1 lb.				75
3251BRX	Wing (W. S.) assembly—R				02
3252BRX	Wing (W. S.) assembly—L				3 25
50229X	Wiper (windshield)				3 25
18257X	Wiper (windshield)		*5 50	*50 00	
3318SX	Wiper (automatic W. S.)—closed cars		*5 50	*50 00	
3320SX	Wiper (automatic W. S.)—open cars				4 00




ELECTRIC HORN

6437DX	Bracket (horn)	1915-26			
6432DX	Horn—battery type	1915-26			10
6432EX	Horn—magneto type	1915-26	13 50		1 50
8028X	Switch (horn) assembly	1915-26	13 50		1 50
7915X	Wire (electric horn terminal)—9"	1915-26	2 50		30
7917BX	Wire (electric horn to switch)—35 1/4"	1916-17			05
7917CX	Wire (horn to switch)	1917-26			10
		1926			10

ELECTRIC HEADLAMPS

6504X	Bolt (headlamp bracket swivel)	1926			03
8846X	Bolt (headlamp to fender bracket)	1926			03
6578AX	Bulb (headlamp) 9 volt—18 c. p.—double contact—used with magneto without dimmer	1915-18		27 50	30

*Closed cars 1924-25—Open cars 1924-26. †Closed cars 1926.
 *Quantity prices apply to any assortment of 18257X and 50229X totalling required amount.
 †Quantity prices apply to any assortment of 18259X and 7853X totalling required amount.
 Above quantity prices as well as individual prices subject to wholesale trade discount.




Part No.	Name of Part	Year	LIST PRICE		Each
			Lots of 10 per lot	Lots of 100 per lot	

ELECTRIC HEADLAMPS—Continued

6572HX	Bulb (headlamp) 6-8 volt—bright, 21 c. p., dim. 1 1/4 c. p.—double contact—double filament—used with T6576HX lens	1919-26	\$3 40	\$32 00	\$0 40
6572KX	Bulb (headlamp) 6-8 volt—21 c. p.—double contact—used with dimmer T8892X without starter or dimmer T7320X with starter and T6576HX lens	1917-26	2 80	27 00	35
3178X	Bulb (stop lamp) 6 volt—21 c. p. single contact (also for headlamps for Lincolns and other cars using single contact 6 volt bulb)	1926	2 80	27 00	35
2122X	Bushing (headlamp wire)				03
4082X	Bushing (headlamp and tail lamp wire)				01
3892ARX	Coil (dimmer resistance) with wires	1918-22			50
*8900X	Cover (dimmer)	1922-26			10
*8892BX	Dimmer assembly	1922-26			50
8892CX	Dimmer assembly	1926			50
6591HX	Door assembly with refracting lens	1922-26	5 50		65
6594JX	Door (head lamp) assy.—nickel	1926			1 00
6575AX	Door (less lens)	1915-26	3 10	28 50	40
6575BX	Door (less lens) nickel	1926			75
6578X	Gasket (door lens)	1915-25			03
6511HX	Headlamp assembly—R or L—cars with starter	1915-26			pr. 5 50
6511KX	Headlamp assembly—R or L—cars without starter	1915-26			pr. 5 50
6501ARX	Headlamp assembly R	1926			3 25
6501CRX	Headlamp assembly R	1926			3 25
6511MX	Headlamp assembly—R or L—cars with starter	1926			pr. 5 50
6511NX	Headlamp assembly—R or L—cars without starter	1926			pr. 5 50
6576HX	Lens (headlamp) refracting—in carton—pair	1915-26			45 00
29X	Nut (headlamp to fender bracket bolt)	1909-25		Order 2825B	
6518X	Nut (headlamp swivel bolt)	1926			02
6592X	Plug—with thimble	1915-26	90	7 50	10
6590AX	Reflector assembly	1915-26	5 00		75
6590BX	Reflector (dimmer type)	1919-21			90
6517X	Rod (headlamp tie) and bracket assembly	1926			75
6580X	Screw (focusing)				03
6574X	Socket (bulb)	1915-25	1 25		15
6574BX	Socket (headlamp plug)	1919-20			15
6591X	Spring (focusing screw)	1915-26			01
6586X	Spring (reflector)	1915-26			05
6589X	Switch assembly—with screws	1915-17			30
8650X	Switch (headlamp and horn) assembly	1918-22			40
6509X	Washer (headlamp bracket—conical)	1926			02
1943X	Washer (headlamp to fender bracket bolt)			Order 4806C	
7487BRX	Wire (switch to terminal) 11 3/4" long	1918-22			05
7489X	Wire (lamp to lamp) 40" long	1915-22			10
7490X	Wire (lamp to ground) 10 3/4" long	1915-22			05

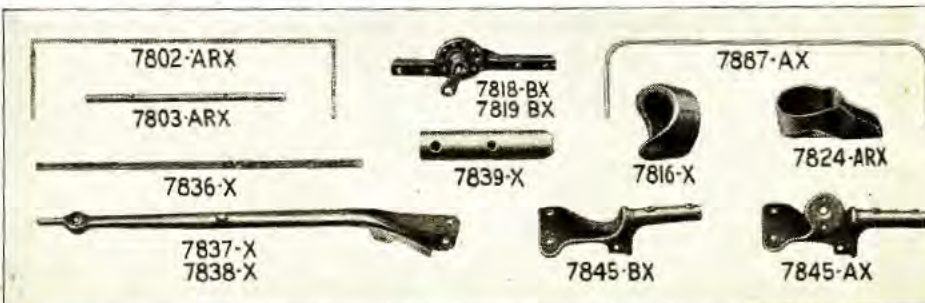
*Used on cars without starter with switch on instrument panel.
 †Used as left hand lamp by changing position of door.
 Above quantity prices as well as individual prices subject to wholesale trade discount.



Part No.	Name of Part	Year	LIST PRICE Lots of 10 per lot	Lots of 100 per lot	Each
----------	--------------	------	-------------------------------------	------------------------	------

SIDE AND TAIL LAMPS

6403DX	Body (electric tail lamp)	1924-26			\$0 14
6520X	Bulb (tail lamp and headlamp dimmer) 6-8 volt— $2\frac{1}{4}$ c. p.—single contact	1919-26	\$1 60	\$15 00	24
6460X	Burner (lamp)	1915-26			24
6409X	Bushing (tail lamp wire) assembly	1919-26			01
2107X	Clip (tail lamp wire)	1919-26			01
6956X	Door (side oil lamp)	1915-26			0 50
6957X	Door (tail lamp)	1916-22			50
6957BX	Door (tail lamp)	1923-26			50
6599X	Fount (side oil and tail lamp)	1915-26			50
6414BX	Gasket (electric tail lamp)	1923-26			02
6598X	Lamp (tail)	1915-23			2 50
6598BX	Lamp (tail oil)	1923-26			2 50
7669X	Lamp (electric tail) assembly	1919-23	8 00		90
8786CX	Lamp (electric tail) and license bracket assy.—including lamp	1924-26	6 00		90
6561X	Lamp (side oil) per pair	1915-26			4 50
6484BX	Lens (electric tail lamp) red	1919-23		10 00	15
6484CX	Lens (electric tail lamp) red—celluloid	1923-25			03
6484DX	Lens (electric tail lamp) side—red	1924-26			10
6405CX	Lens (electric tail lamp) white	1924-26			15
6405EX	Lens (oil tail lamp door) white—Edmunds & Jones design	1924-26			15
6405FX	Lens (oil tail lamp door) white—J. W. Brown design	1924-25			15
6483X	Lens (side oil lamp door)	1915-26			15
6484X	Lens (tail lamp) red	1915-26			15
6966X	Lens (tail lamp white) and frame	1915-26			20
6408ARX	Retainer (electric tail lamp white lens)	1923			05
6406BX	Retainer (electric tail lamp body and lens)	1923-26			05
6485ARX	Socket (electric tail lamp bulb)	1919-23			15
6495DX	Socket (electric tail lamp bulb) assembly	1924-26			15
2108X	Spring (tail lamp wire)	1920-26			03
6410X	Support (tail lamp wire bushing)	1919-26			01
6426X	Terminal (tail lamp wire)	1924-26			01
T78521X	Wire (tail lamp to ground) assembly	1924-26			15
6392X	Wick (lamp)	1915-26			05



TOURING CAR AND ROADSTER WINDSHIELDS—1915-22

7810X	Bolt (windshield hinge)	1915-16			50
7846ARX	Bracket (windshield) right	1915-22			10

Above quantity prices as well as individual prices subject to wholesale trade discount.

Part No.	Name of Part	Year	LIST PRICE Lots of 10 per lot	Lots of 100 per lot	Each
----------	--------------	------	-------------------------------------	------------------------	------

TOURING CAR AND ROADSTER WINDSHIELDS—1915-22—Continued

7845BX	Bracket (windshield) right	1919-22			\$0 50
7846ARX	Bracket (windshield) left	1915-22			50
7846BX	Bracket (windshield) left	1919-22			02
7821ARX	Clamp (windshield glass)	1915-17			25
7839X	Filler block (windshield frame)	1915-22			20
7838ARX	Filler block (windshield lower frame)	1917-22			20
7888ARX	Filler block (windshield upper frame)	1917-22			1 50
7820BX	Frame (windshield) assembly—upper	1915-22			1 00
7821ARX	Frame (windshield) only—lower	1917-22			75
7887X	Frame (windshield) upper	1915-22			3 00
7828X	Glass (windshield) lower	1915-22			2 55
7827AX	Glass (windshield) upper	1917-22			50
7819BX	Hinge (windshield) assembly—left	1917-22			50
7818BX	Hinge (windshield) assembly—right	1915-22			02
3827X	Loop (windshield top snap)	1915-22			Order 3929C
1134X	Nut (windshield hinge bolt)	1915-22			\$0 75
2449BX	Screw (windshield glass clamp)	1915-22			1 00
2257BX	Screw (windshield hinge to frame)	1915-22			Order 2742
292X	Spring (windshield hinge)	1915-22			20
7811ARX	Stop (windshield upper glass) nickel	1915-22			03
7832ARX	Stop (windshield lower glass) nickel	1915-22			30
7808X	Thimble (windshield hinge)	1915-22			10 00
7840ARX	Windshield assembly	1915-22			4 75
7822ARX	Windshield assembly—lower half	1917-22			4 00
7822BX	Windshield assembly—upper half	1917-22			

TOURING CAR AND ROADSTER WINDSHIELDS—1922-25

7835X	Anti-rattler (windshield)	1922-25			15
8064X	Bolt (windshield bracket to body)	1922-25		1 00	02
6645X	Bolt (windshield bracket to instrument panel)	1922-25		1 00	03
7837X	Bracket (windshield) assembly—R. H.	1922-25			60
7838X	Bracket (windshield) assembly—L. H.	1922-25			60
7891X	Bracket (side oil lamp)	1922-25			30
9066X	Channel (windshield) center	1922-25			35
7816X	Cone (windshield frame)	1922-25			10
7888BX	Filler (windshield upper frame) lower	1922-25			05
7847X	Filler (windshield upper frame) upper	1922-25			10
7805BX	Filler (windshield lower frame)	1922-25			1 00
7806BX	Frame (windshield) assembly—lower	1922-25			1 00
7887CX	Frame (windshield) assembly—upper	1922-25			2 55
9534X	Glass (windshield) lower	1922-25			2 35
7827BX	Glass (windshield) upper	1922-25		2 00	05
1807X	Nut (windshield bracket to instrument panel bolt) lower	1922-23			15
7825X	Nut (windshield clamp stud wing)	1922-25			02
7842X	Nut (windshield cone lock)	1922-25			15
7852BX	Retainer (windshield glass) lower	1922-25			15
7851BX	Retainer (windshield glass) upper	1922-25			03
7826RX	Stud (windshield frame clamping)	1922-25		50	01
7833X	Washer (windshield clamp stud nut)	1922-25			10 00
7840BRX	Windshield assembly	1922-25			4 00
7823BX	Windshield assembly—lower half	1922-25			4 10
7822CX	Windshield assembly—upper half	1922-25			

TOURING CAR AND ROADSTER WINDSHIELDS—1926

40326X	Bracket (windshield) assembly—left				1 00
40325X	Bracket (windshield) assembly—right				1 00
40324X	Channel (windshield) center				35
40315X	Clamp (windshield glass)				05
7816X	Cone (windshield bracket)				10
41128X	Fastener (windshield bracket curtain) male				03
40306X	Filler (windshield lower frame)				10
40319X	Filler (windshield upper frame) lower				05
40318X	Filler (windshield upper frame) upper				1 00
40303X	Frame (windshield lower) assembly				1 00
40320X	Frame (windshield upper) assembly	1926			2 30
40308X	Glass (windshield) lower	1926			2 55
40323X	Glass (windshield) upper				15
7825X	Nut (windshield bracket stud)				02
7842X	Nut (windshield cone lock)				75
2449BX	Screw (windshield glass clamp)				10
45521X	Strip (windshield glass retaining) lower				10
45520X	Strip (windshield glass retaining) upper				03
40317X	Stud (windshield clamping)				01
7833X	Washer (windshield bracket stud)				25
40314X	Weatherstrip (windshield) bottom				05
40312X	Weatherstrip (windshield) lower				05
40313X	Weatherstrip (windshield) upper	1926			4 15
40328X	Windshield assembly—lower	1926			4 10
40327X	Windshield assembly—upper	1926			11 50
40300X	Windshield assembly	1926			

*Used on cars without starter.
Above quantity prices as well as individual prices subject to wholesale trade discount.

Part No.	Name of Part	Year	LIST PRICE		Each
			Lots of 10 per lot	Lots of 100 per lot	
*TOURING CAR TOPS—1915-22					
8897X	Bow (touring car) wood	1913-17			\$0 60
6694X	Celluloid (side curtain) 20"x50"—.010" thick (Old No. 6682X)	1913-22			1 50
6683X	Celluloid (back curtain) 20"x50"—.020" thick	1913-22			2 25
8928X	Cotter (rib socket)	1918-22			02
6884ARX	Curtain (touring car storm) right	1913-22			1 75
6683ARX	Curtain (touring car storm) left	1913-22			1 75
6940ARX	Curtain (back) and stay assembly	1915-22			3 00
4066BRX	Curtain (touring car side) right	1915-22			2 00
4967BRX	Curtain (touring car side) left	1915-22			2 00
6894ARX	Deck (touring car center) complete	1915-22			7 00
8940X	Eyelet (curtain fastener)	1917-22		\$0 75	01
8937X	Fastener (touring car top snap) single	1917-22		3 50	05
8938X	Fastener (touring car top snap) double	1917-22		3 50	05
7831ARX	Hook (curtain to windshield)	1915-22			02
7832X	Hook (curtain to body)	1915-22			02
8624X	Nut (touring car bow socket to seat iron) japped	1913-22			03
6815ARX	Pad (touring car side quarter)	1915-22			1 00
3314ARX	Rest (touring car top prop) with strap	1913-22			60
3858X	Rest (touring car top prop arm)	1913-21			25
41032X	Rib touring car front and rear extension	1918-22			30
8974ARX	Rib touring car front and rear upright	1918-22			30
4596X	Separator (bow) male	1913-17			05
4597X	Separator (bow) female	1913-17			05
6832X	Separator (bow)	1918-22			05
6880BRX	Socket (touring car front extension rib) right	1918-22			1 00
6861BRX	Socket (touring car front extension rib) left	1918-22			1 00
3884BRX	Socket (touring car rear extension rib) right	1918-22			1 00
3885BRX	Socket (touring car rear extension rib) left	1918-22			1 00
6862BRX	Socket (touring car front upright rib) right	1918-22			1 00
6863BRX	Socket (touring car front upright rib) left	1918-22			1 00
3882BRX	Socket (touring car rear upright rib) right	1918-22			1 00
3883BRX	Socket (touring car rear upright rib) left	1918-22			1 00
3924RX	Strap (touring car top to windshield) assembly	1915-22			20
3629ARX	Strap (touring car stay) assembly—complete	1913-21			35
3629BRX	Strap (stay) assembly	1921-22			25
6839BX	Support (touring car extension) upper	1918-22			10
6830BX	Support (touring car extension) lower	1918-22			05
7940ARX	Top (touring car) complete	1915-22			127 00
4981ARX	Visor (touring car top)	1920-22			50
8945X	Washer (curtain fastener eyelet)	1917-22			50 01

TOURING CAR TOPS—1922-25

3575X	Brace (top extension) right	1922-25			25
3574X	Brace (top extension) left	1922-25			25
**3588X	Bracket (top clamping) assembly	1922-25			20
**6902X	Button (glove fastener)	1922-25			02
6882BX	Curtain (front side) assembly—right	1922-25			1 75
6883BX	Curtain (front side) assembly—left	1922-25			1 85
††6940BRX	Curtain (rear) assembly	1922			2 50
6940CX	Curtain (rear) assembly	1922-25			2 50
††4968CRX	Curtain (rear side) assembly—right	1922			2 00
4968DX	Curtain (rear side) assembly—right	1922-25			1 75
††4967CRX	Curtain (rear side) assembly—left	1922			2 00
4967DX	Curtain (rear side) assembly—left	1922-25			1 75
††6894BRX	Deck (top) assembly	1922			6 50
6894CX	Deck (top) assembly	1922-25			6 50
**6905X	Eyelet (side curtain rear glove fastener)	1922-25			02
**6904X	Fastener (rear curtain glove)	1922-25			02
**7831BX	Hook (curtain to windshield)	1922-25			02
6815BX	Pad (top side quarter) assembly	1922-25			1 00
3314BX	Rest (prop) and strap assembly	1922-25			60
8976X	Rib (top center and rear)	1922-25			30
8974BRX	Rib (top center extension)	1922-25			30
8973BX	Rib (top front)	1922-25			30
**3548X	Screw (front socket fastener)	1922-25		doz.	05
6890CRX	Socket (top rib) front—right	1922-25	\$8 00		1 00
6891CRX	Socket (top rib) front—left	1922-25	8 00		1 00
3882CX	Socket (top rib) center—right	1922-25	9 00		1 00
3883CX	Socket (top rib) center—left	1922-25	9 00		1 00
††3884CRX	Socket (top rib) rear—right	1922			1 25
3884DX	Socket (top rib) rear—right	1922-25	9 00		1 00
††3885CRX	Socket (top rib) rear—left	1922			1 25
3885DX	Socket (top rib) rear—left	1922-25	9 00		1 00
6892CRX	Socket (top rib) center extension—right	1922-25	8 00		1 00
6893CX	Socket (top rib) center extension—left	1922-25	8 00		1 00
6844BX	Strainer (top center)	1922-25			40
6846AX	Strainer (top quarter)	1922-25			40

†Not subject to regular discount. **Also used on 1922-25 Roadster Top.
 ††Used on tops with straight side quarters.
 *Service Dealers' discount applies on Touring Car and Roadster top parts to shops specializing in top repairs.

Above quantity prices as well as individual prices subject to wholesale trade discount.

Part No.	Name of Part	Year	LIST PRICE		Each
			Lots of 10 per lot	Lots of 100 per lot	
TOURING CAR TOPS—1922-1925—Continued					
**3629CX	Strap (stay)	1922-25			\$0 20
**6901X	Stud (rear curtain glove fastener)	1922-25			02
3678X	Support (center extension to brace)	1922-25			05
3651X	Support (center) on rear socket	1922-25			05
3664X	Support (center extension) on center socket	1922-25			05
7940BX	Top assembly	1922-25	1250 00		127 00
**4981BX	Visor (top) assembly	1922-23			75
**6905X	Washer (side curtain rear glove fastener)	1922-25			02

TOURING CAR TOPS—1926

41022X	Brace (front) right				25
41023X	Brace (front) left				25
41024X	Brace (center)				15
41024X	Brace (center)				25
41042X	Brace (rear) right				25
41043X	Brace (rear) left				20
*3588X	Bracket (top clamping) assembly				2 25
*41100ARX	Curtain (front side) assembly—right				2 25
*41100BX	Curtain (front side) assembly—left				2 25
*41101ARX	Curtain (front side) assembly—left				2 25
*41101BX	Curtain (front side) assembly—left				2 25
41102ARX	Curtain (center side) assembly—right				2 25
41102BX	Curtain (center side) assembly—right				2 25
41103ARX	Curtain (center side) assembly—left				1 00
41103BX	Curtain (center side) assembly—left				1 00
41104ARX	Curtain (rear side) assembly—right				1 00
41104BX	Curtain (rear side) assembly—right				1 00
41105ARX	Curtain (rear side) assembly—left				3 00
41105BX	Curtain (rear side) assembly—left				1 50
41106X	Curtain (back) assembly				1 50
*41097SX	Curtain (gypsy) front—right				6 50
*41098SX	Curtain (gypsy) front—left				6 50
41110ARX	Deck (top) assembly				\$3 50
41110BX	Deck (top) assembly				03
*8937X	Fastener (No. 1 socket screw base snap)				5 00
*41128X	Fastener (windshield bracket lift the dot) male				02
41114RX	Hood (dust) with straps				30
*7832X	Hook (curtain to body)				30
*41032X	Rib (No. 1)				30
41033X	Rib (No. 2)				1 30
41034X	Rib (No. 3)				01
41035X	Rib (No. 4)				20
41040X	Ring (brace support pln)				20
*41045X	Rod (curtain) front—right				20
*41046X	Rod (curtain) front—left				20
41047X	Rod (curtain) rear—right				1 00
41048X	Rod (curtain) rear—left				1 00
41008X	Socket (No. 1) right and left				1 00
41002X	Socket (No. 2) right				1 00
41003X	Socket (No. 2) left				1 50
41004X	Socket (No. 3) right and left				1 50
41005X	Socket (No. 4) right				1 50
41006X	Socket (No. 4) left				
*41199SX	Spring (gypsy curtain—front) hook and clip assembly				15
*45832X	Strip (back curtain finishing)				40
*6844BX	Strainer (center)				20
*3629CX	Strap (stay)				127 00
*41011X	Top assembly—including curtains and curtain rods				75
41158X	Visor assembly				

ROADSTER TOP PARTS—1915-22

4971X	Bows (Roadster top) second and third—wood	1914-18			50
6929X	Bow (Roadster top) first	1915-18			50
6937AX	Curtain (Roadster side) rear—right	1915-22			1 25
6938AX	Curtain (Roadster side) rear—left	1915-22			1 50
6935AX	Curtain (Roadster side) front—right	1915-22			1 50
6936AX	Curtain (Roadster side) front—left	1915-22			2 40
6930AX	Curtain (Roadster back) assembly	1915-22			4 50
6950AX	Deck (Roadster center) complete	1914-22			60
6955AX	Pad (Roadster side quarter)	1913-22			60
6806AX	Rest (Roadster prop) with strap	1918-22			30
3877X	Rib (upright)	1918-22			30
3772X	Rib (front extension)	1918-22			30
8989X	Rib (rear extension)	1915-18			1 25
6870AX	Socket (Roadster bow) upright—right	1918-22			1 00
6870BX	Socket (Roadster rib) upright—right	1916-18			1 25
6871AX	Socket (Roadster bow) upright—left	1918-22			1 00
6871BX	Socket (Roadster rib) upright—left	1918-22			1 00

*Also used on 1926 Roadster Top.
 †Not subject to regular discount.
 Above quantity prices as well as individual prices subject to wholesale trade discount.

Part No	Name of Part	Year	LIST PRICE		Ea.
			Lots of 10 per lot	Lots of 100 per lot	
ROADSTER TOP PARTS—1915-22—Continued					
6872 BX	Socket (Roadster rib) front extension—right	1918-22			\$1
6873 BX	Socket (Roadster rib) front extension—left	1918-22			1
4907 BX	Socket (Roadster bow) rear extension—right	1913-18			1
4907 BX	Socket (Roadster rib) rear extension—right	1918-22			1
4908 BX	Socket (Roadster bow) rear extension—left	1913-18			1
4908 BX	Socket (Roadster rib) rear extension—left	1918-22			1
7841 RX	Top (Roadster) complete	1915-22			†22 00

ROADSTER TOPS—1922-25

6935 BX	Curtain (front side) assembly—right	1922-25			1
6936 BX	Curtain (front side) assembly—left	1922-25			1
6937 BX	Curtain (rear side) assembly—right	1922-25			1
6938 BX	Curtain (rear side) assembly—left	1922-25			1
6950 BX	Curtain (rear) assembly	1922-25			2 50
6965 BX	Deck (top) assembly	1922-25			3 50
6806 BX	Pad (top side quarter) assembly	1922-25			6 00
8989 BX	Rib (top) center and rear	1922-25			3 00
8988 BX	Rib (top) front	1922-25			3 00
6870 CRX	Socket (top rib) center—right	1922-25	\$8 00		1 00
6871 CRX	Socket (top rib) center—left	1922-25	8 00		1 00
6872 CRX	Socket (top rib) front	1922-25	8 00		1 00
4907 CX	Socket (top rib) rear—right	1922-25	9 00		1 00
4908 CX	Socket (top rib) rear—left	1922-25	9 00		1 00
7841 BX	Top assembly	1922-25	†200 00		†22 00

***ROADSTER TOPS—1926**

41067 ARX	Curtain (rear side) assembly—right				1 00
41067 BX	Curtain (rear side) assembly—left				1 00
41068 ARX	Curtain (rear side) assembly—right				1 00
41068 BX	Curtain (rear side) assembly—left				1 00
41069 X	Curtain (back) assembly				2 50
41070 ARX	Deck assembly				3 50
41070 BX	Deck assembly				3 50
41077 X	Hood (dust) with straps				5 00
3876 BX	Rest (prop) and strap assembly				60
8974 BX	Rib (Nos. 2 and 3)				30
41055 X	Socket (No. 1)				1 00
41056 X	Socket (No. 2) right				1 00
41057 X	Socket (No. 2) left				1 00
41058 X	Socket (No. 3) right				1 00
41059 X	Socket (No. 3) left				1 00
41049 X	Top assembly—including curtains and curtain rods				†22 00

†Not subject to regular discount.

‡For additional 1922-25 Roadster Top parts see 1922-25 Touring Car Top parts marked with a double asterisk (**).

For additional 1926 Roadster Top parts see 1926 Touring Car Top parts marked with an asterisk (). Above quantity prices as well as individual prices subject to wholesale trade discount.

Price List of Parts for Model T One Ton Truck



Part No.	Name of Part	Year	LIST PRICE		Each Model	Fac. No.	No. Req. per Car
			Lots of 10 per lot	Lots of 100 per lot			

REAR AXLE

1000	Axle assembly—rear	1918-26			\$110 00	TT	95	1
1001	Axle housing—right	1918-26			15 00	TT	4	1
1002	Axle housing—left	1918-26			15 00	TT	5	1
1003	Axle housing bolt	1918-26			05	TT	52	13
1003B	Axle housing bolt nut	1918-26	\$0 40	\$3 00				
1004	Axle housing cap	1918-26				40	TT	133
1005	Axle housing cap gasket	1918-26		1 50		02	TT	134
1006	Axle housing cap screw	1918-26		4 00		05	TT	72A
1007	Axle housing cap screw lock wire	1918-26				01	TT	140
1008	Axle housing gasket—upper	1918-26		1 00		02	TT	138
1009	Axle housing gasket—lower	1918-26	15	3 00		05	TT	139
1010	Axle brake housing plate—right	1918-26				35	TT	147
1011	Axle brake housing plate—left	1919-26				35	TT	148
1012	Axle housing drain plug	1918-26				4 00	TT	136
1013	Axle shaft	1918-26				4 00	TT	2818
1014	Axle shaft cotter	1918-26				05	TT	165
1015	Axle shaft nut	1918-26		8 00		10	TT	166
1016	Axle shaft washer	1918-26		2 50		05	TT	135
1017	Axle shaft dust cap	1918-26				03	TT	56
1018	Axle shaft inner ball bear. assy	1918-26				5 00	TT	125
1019	Axle shaft outer roller bearing	1918-26				1 00	TT	253
1020	Axle shaft outer R. B. sleeve—R.	1918-26	9 00			35	TT	170
1020B	Axle shaft outer R. B. sleeve—L.	1918-26	3 00			35	TT	161
1021	Axle shaft bearing felt	1918-26	3 00			15	TT	143
1022	Axle shaft bearing retainer	1918-26	1 20	10 00		05	TT	20
1023	Axle shaft bearing retainer washer	1918-26		1 50		02	TT	23
1024	Axle shaft felt retainer assembly	1918-26				20	TT	144
1025	Axle shaft felt retainer cup	1918-26				03	TT	145
1026	Axle shaft felt retainer plate	1918-26				03	TT	146
1026B	Rear axle oil retainer	1926				25	TT	198


Above quantity prices as well as individual prices subject to wholesale trade discount.

Part No.	Name of Part	Year	LIST PRICE		Each Model	Fac. No.	No. Req. per Car
			Lots of 10 per lot	Lots of 100 per lot			

REAR AXLE—Continued


1027	Differential gear	1918-26					
1028B	Differential gear case—R. or L. half	1923-26	\$1 25		TT	13	2
1029	Differential gear case bolt	1918-26	2 50		TT	11B	2
1031	Differential gear lock ring	1918-26					
1032	Differential pinion	1918-26		02	TT	118	2
1033	Differential pinion shaft	1918-23		50	TT	14	2
1033B	Differential spider	1923-26		30	TT	15AR	1
				1 50	TT	15B	1

REAR AXLE—Continued



DRIVE SHAFT

1034	Drive shaft	1918-26		7 00	TT	87	1
1036	D. S. tube assembly	1918-26		10 00	TT	153	1
1037	D. S. tube flange gasket	1918-26		02	TT	194	1
1038	D. S. tube flange screw	1918-26	\$0 15				
1039	D. S. felt	1918-26	80				
1040	D. S. felt container	1918-26		10	TT	109	1
1041	D. S. to worm coupling	1918-19		03	TT	110	1
1041B	D. S. to worm coupling	1920-26		70	TT	85A	1
1042	D. S. to worm coupling pin	1918-26		70	TT	85B	1
				01	TT	86	2



WORM

1043	Worm—7/8 to 1	1918-26		6 00	TT	16A	1
1043B	Worm—5/8 to 1	1918-26		6 00	TT	16B	1
1044	Worm gear—7/8 to 1	1918-26		10 00	TT	12A	1
1044B	Worm gear—5/8 to 1	1918-26		10 00	TT	12B	1
1045	Worm cotter	1918-26					
1046	Worm roller bearing	1918-26					
1047	Worm roller bearing retainer	1918-26					
1048	Worm roller bearing sleeve	1918-26					
				6 50			
				75	TT	108	2
				7 50			
				1 00	TT	107	2


Above quantity prices as well as individual prices subject to wholesale trade discount.

Part No.	Name of Part	Year	LIST PRICE		Each Model	Fac. No.	No. Req. per Car
			Lots of 10 per lot	Lots of 100 per lot			

REAR AXLE—Continued

WORM—Continued

1049	Worm roller bear. housing screw	1918-26		\$0 03	TT	101	2
1050	Worm thrust bearing collar	1918-26		50	TT	114	1
1051	Worm thrust ball and sep. assy.	1918-26		\$5 00			
1053	Worm thrust bearing retainer	1918-26		1 25		15	1
1054	Worm thrust bear. retainer nut	1918-26					
1055	Worm thrust bear. retainer pin	1918-26		\$0 50		01	1



BRAKE PARTS

1056	Brake shoe	1918-26		1 50	TT	2814	2
1057	Brake shoe lining, each	1918-26		2 00			
1058	Brake shoe lining rivet	1918-26				25	4
1059	Brake shoe spring	1918-26		40		01	40
1060	Brake shoe bolt	1918-26		80	7 50	05	2
1060B	Brake shoe bolt nut	1918-26				10	2
1061	Brake expander	1918-26				40	2
1062	Brake expander lever	1918-26				15	2
1064	Brake expander adj. collar	1918-26				15	2
1065	Brake expander bushing	1918-26				10	2
1066	Brake expander pin	1918-26				01	2
1067	Brake expander link	1918-25				08	4
1068	Brake expander link pin	1918-26		25	2 00	03	8
1069	Brake rod	1918-26				30	2
1070	Brake rod support—right	1918-26		60	5 00	10	2
1071	Brake support—left	1918-26		60	5 00	10	1
1072	Brake rod support bolt	1918-25		15	1 00	02	1
1072B	Brake rod support bolt nut	1918-26					

RADIUS ROD

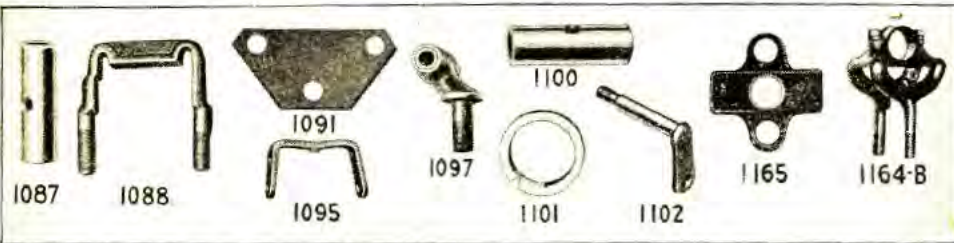
1073	Rear radius rod—right	1918-26		3 00	TT	152	1
1073B	Rear radius rod—left	1918-26		3 00	TT	158	1
1074	Rear radius rod bolt—front	1918-26		85	7 50	10	1
1075	Rear radius rod bolt—rear	1918-26		85	7 50	10	4
1075B	Rear radius rod bolt nut	1918-26					
1076	Universal joint bushing	1918-26				60	1

SPRINGS

REAR SPRING

1077	Rear spring—right or left, each	1918-26		4 00	TT	333	2
1078	Spring leaf No. 1	1918-26		8 00		90	2
1079	Spring leaf No. 2	1918-26		4 00		50	2
1080	Spring leaf No. 3	1918-26		3 50		45	2
1081	Spring leaf No. 4	1918-26		3 00		40	2
1082	Spring leaf No. 5	1918-26		2 80		35	2
1083	Spring leaf No. 6	1918-26		2 50		30	2
1084	Spring leaf No. 7	1918-26		2 30		25	2
1085	Spring leaf No. 8	1918-26				20	2
1086	Spring leaf No. 9	1918-26				20	2
1087	Spring bushing	1918-26				20	2
1088	Spring clip	1918-26				45	2

Above quantity prices as well as individual prices subject to wholesale trade discount.



Part No.	Name of Part	Year	LIST PRICE		Each Model	Fac. No.	No. Req. per Car
			Lots of 10 per lot	Lots of 100 per lot			


SPRINGS—Continued

REAR SPRING—Continued

1089	Spring clip nut	1918-26		\$0 05	TT	327	2		
1091	Spring clip plate	1918-26		20	TT	329	4		
1092	Spring tie bolt	1918-26		15	TT	330	2		
1093	Spring tie bolt nut	1918-26	Order 1089						
1094	Spring tie bolt cotter	1918-26			*doz. 05	TT	328	2	
1095	Spring clamp	1918-26		\$0 75	10	TT	375	2	
1096	Spring clamp bolt	1918-26		25	\$2 00	03	TT	376	2
1096B	Spring clamp bolt nut	1918-26	Order 3514						
1097	Spring perch	1918-26		8 00	90	TT	2804	2	
1098	Spring perch nut	1918-26	Order 1015						
1099	Spring perch cotter	1918-26	Order 1014						
1100	Spring perch bushing	1918-26		3 00	35	TT	172AR	2	
1101	Spring perch bushing spacer	1918-26		10	TT	169	4		
1102	Spring hanger assembly	1918-26		2 50	30	TT	91	4	

FRONT SPRING (nine-leaf)

1151	Front spring	1926		27 50	3 00	TT	332	1
1152	Front spring—first leaf	1926	Order 3801B					
1153	Front spring—second leaf	1926	Order 3802C					
1154	Front spring—third leaf	1926	Order 3803C					
1155	Front spring—fourth leaf	1926	Order 3804C					
1156	Front spring—fifth leaf	1926	Order 3805C					
1157	Front spring—sixth leaf	1926		25	TT	2939	1	
1158	Front spring—seventh leaf	1926		20	TT	2940	1	
1159	Front spring—eighth leaf	1926		20	TT	2941	1	
1160	Front spring—ninth leaf	1926	Order 3807D					
1161	Front spring tie bolt	1926		05	TT	1362	1	
1162	Front spring tie bolt nut	1925	Order 3811B					
1164B	C. C. front bearing and spring clip assembly	1926		90	TT	2921	1	
1165	Front spring clip bar	1926		25	TT	342	1	
1166	C. C. front bearing and spring clip nut	1926	Order 2507					



WHEELS

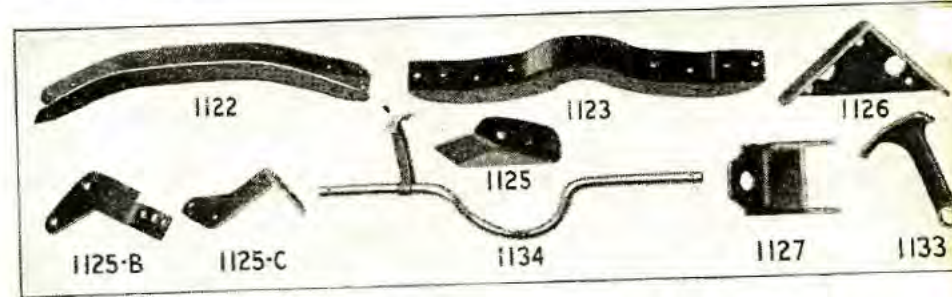
1106B	Rear wheel—dem.—Kelsey	1919-24		15 00	TT	7698	2
1106C	Rear wheel—dem.—Hayes	1919-24		15 00	TT	7698B	2

*\$0.25 gross, \$0.75 per thousand. Above quantity prices as well as individual prices subject to wholesale trade discount.

Part No.	Name of Part	Year	LIST PRICE		Each Model	Fac. No.	No. Req. per Car
			Lots of 10 per lot	Lots of 100 per lot			

WHEELS—Continued

1105D	Rear wheel—dem.—less rim and hub—Kelsey	1919-24		\$6 50	TT	2817AR	2		
1105E	Rear wheel—dem.—less rim and hub—Hayes	1919-24		6 50	TT	2817BR	2		
1105H	Rear wheel complete—dem.	1924-26		14 75	TT	7698C	2		
1105J	Rear wheel—less rim	1924-26		10 75	TT	2815F	2		
1105K	Rear wheel—less rim and hub	1924-26		6 50	TT	2817C	2		
1106C	Dem. rim—Hayes	1919-26		3 50	TT	8774B	2		
*1106D	Dem. rim—Kelsey	1922-26		3 50	TT	8774C	2		
1106E	Dem. rim retainer ring—Kelsey	1922-26		45	TT	178	2		
1106F	Dem. rim and flange assy.	1924-26		2 75	TT	8774D	2		
1106G	Dem. rim flange	1924-26		90	TT	189	2		
1107B	Clamp and nut assy.—Kelsey	1919-26		\$1 25	TT	8807	12		
1107C	Clamp	1924-26		10	TT	8831D	2		
1108B	Clamp bolt	1919-24		40	\$3 50	05	TT	8832	12
1108C	Clamp bolt	1924-26		45	4 00	05	TT	8832B	2
1108D	Clamp nut	1924-26		40	3 50	05	TT	8834B	2
1109	Rear wheel complete, less tire	1918-26		17 50	TT	2815A	2		
1109B	Rear wheel—solid tire design—less hub and tire	1919-26		13 25	TT	2816	2		
1111	Rear hub	1918-26		2 25	TT	40	2		
1112	Rear hub flange	1918-26		40	TT	149	2		
1113	Rear hub brake drum	1918-26		1 25	TT	3	2		
1114	Rear hub bolt	1918-26		40	3 50	05	TT	28	12
1114B	Rear hub bolt nut	1918-25		02	TT	29	12		
1116	Rear hub cap	1918-26		2 25	TT	150	2		
1117	Rear hub key	1918-26		03	TT	26	2		
1118	Rear hub felt	1918-26		75	5 50	10	TT	162	2



FRAME

1119	Frame assembly	1918-26		25 00	TT	300	1
1120	Side member—right	1918-26		9 00	TT	301	1
1121	Side member—left	1918-26		9 00	TT	302	1
1122	Front cross member	1918-26		1 00	TT	303	1
1123	Rear cross member	1918-26		4 00	TT	304	1
1124	Front corner bracket—right	1918-26		15	TT	305	1
1124	Front corner bracket—left	1918-26		15	TT	306	1
1125	Front end spacer—right	1918-26		15	TT	318	1
1125B	Front end spacer—right	1918-26		15	TT	319	1
1125C	Front end spacer—left	1918-26		25	TT	307	2
1126	Rear cross member gusset plate	1918-26		35	TT	325	2
1127	Rear cross member reinforcement	1918-26					

TRANSMISSION CONTROL

1133	Speed lever	1918-26		10	TT	862	1
1134	Control shaft with speed lever	1918-26		60	TT	1557	1

†30" x 5" Wheel. *Includes 1106E. Above quantity prices as well as individual prices subject to wholesale trade discount.

