

2021 GR Supra





"Toyota lovers are waiting for the Supra.
I think we need a Supra story again."

– Akio Toyoda, President, Toyota Motor Corporation



3.0 Premium shown in Renaissance Red 2.0. Prototype shown with options.

TOYOTA GAZOO* *Racing

Pushing the limits for Better

Passion fuels innovation, and it's our passion for motorsport that fuels GAZOO Racing, Toyota's global in-house racing division. Racing gives us the opportunity to challenge ourselves — to find what works and fix what doesn't. Collectively, we grow through every turn of the wrench and every turn of the wheel. This dedication to growth has helped us earn wins in the FIA World Rally Championship, class wins in the ultra-punishing Dakar Rally and back-to-back wins at Le Mans. Looking to 2020 and beyond, GR Supra and Toyota GAZOO Racing will take on the world's best in GT4 racing and Formula Drift.



FIA WORLD ENDURANCE CHAMPIONSHIP

With endurance racing events all across the globe, the FIA World Endurance Championship pushes drivers, cars and their teams to their absolute limits. Toyota GAZOO Racing's highly advanced TS050 Hybrid race cars pushed through these challenges to secure the overall win in the 2018-2019 LMP1 World Endurance Championship.



Vehicle modified for off-road racing. Do not attempt.

FIA WORLD RALLY CHAMPIONSHIP

One of the most punishing racing series in the world, World Rally Championship (WRC) sees production-based race cars fly through the air, scramble over gravel and slide through tree-lined snowdrifts. Our passion to be the best helped Toyota GAZOO Racing take home the WRC 2018 Manufacturers' Title.

HERITAGE

The story of Supra.

With DNA sourced directly from the legendary 2000 GT, each and every Supra has shared the same core fundamentals: a powerful engine up front, Rear-Wheel Drive and a modern chassis. As Toyota's purest expression of performance, Supra has redefined the sports car time and time again.



3.0 Premium shown in Renaissance Red 2.0. Prototype shown with options.

HERITAGE

A40 (1978-1981)

The Supra story starts with the Celica, which provided the base for the original first-gen Toyota Celica Supra (A40) in 1978. Using the Celica Liftback as a starting point, Toyota engineers lengthened the chassis, dropped in an advanced inline 6-cylinder engine and incorporated the latest in comfort and technology to create a true grand tourer.

ENGINE: 2.8-LITER 5M-E

POWER: 116 HP/145 LB.-FT. OF TORQUE

0-60: 10.2 SECONDS



A60 (1982-1985)

The crisp lines and pop-up headlights of the second-generation (A60) Supra only amplify its stunning '80s aesthetic. Still an upgraded version of the era's Celica, the A60 was offered in two flavors: the luxurious "L-type" and the performance-minded "P-type." With its larger wheels and tires, bulging fiberglass flares and optional aero, the P-type would lay the groundwork for Supra's dedication to pure performance.

ENGINE: 2.8-LITER 5M-E

POWER: 161 HP/169 LB.-FT. OF TORQUE

0-60: 8.4 SECONDS

**A70 (1986-1993)**

Supra became a stand-alone model with the introduction of the third generation in 1986. This clean-sheet design allowed Toyota engineers to build the car from the ground up with pure performance in mind. The A70 was a showcase of technology and was the first Supra to feature a turbocharged engine, power-enhancing variable air induction and electronically adjustable dampers.

ENGINE: 3.0-LITER 7M-GTE

POWER: 232 HP/254 LB.-FT. OF TORQUE

0-60: 6.4 SECONDS

A80 (1993-1998)

Sports car. Icon. Pop-culture phenomenon. The fourth-generation A80 Supra is all that and more. An artful blend of style, technology and performance, the A80 is truly a timeless machine, feeling as fresh and modern today as it did when first introduced in 1993. With its nearly perfect weight balance, impressive 2JZ engine and unmistakable styling, the A80 Supra will forever be legendary.

ENGINE: 3.0-LITER 2JZ-GTE

POWER: 320 HP/315 LB.-FT. OF TORQUE

0-60: 4.6 SECONDS





2.0 shown in Nitro Yellow,⁴² A91 Edition shown in Refraction and 3.0 Premium shown in Absolute Zero. Prototypes shown with options.

See numbered footnotes in Disclosures section.

POWER INCREASE



3.0-LITER TURBOCHARGED INLINE-SIX

The fire-breathing heart of GR Supra 3.0, 3.0 Premium and A91 Edition is its signature turbocharged 3.0-liter inline 6-cylinder engine. Freshly retuned, it now produces an uprated 382 horsepower,³⁶ and it twists out an impressive 368 lb.-ft. of torque.



3.0 Premium shown in Absolute Zero. Prototype shown with options.

See numbered footnotes in Disclosures section.

A blue Toyota GR Supra A91 Edition is shown from a rear three-quarter view in a dark, industrial setting. The car is illuminated by dramatic, low-angle light beams that create a sense of depth and atmosphere. The background features a large, dark structure with a grid-like pattern, possibly a warehouse or a tunnel. The car's rear lights are glowing red, and the license plate area displays 'A91 EDITION'.

A91 EDITION

The ultimate street fighter.

Limited to just 500 units in Refraction and another 500 units in Nocturnal, the GR Supra A91 Edition is the perfect blend of style and exclusivity. Forged-aluminum matte-black 19-in. alloy wheels come standard, as do genuine carbon-fiber mirror caps, satin-black accent graphics and a black-painted satin-finish carbon-fiber duckbill rear spoiler.

A91 Edition shown in Refraction. Prototype shown with options.

A91 EDITION



HARMONIOUS DESIGN, INSIDE AND OUT

Matching the exterior themes of blue and black, the interior of GR Supra A91 Edition features Black leather-trimmed surfaces accented by blue stitching. This unique color scheme carries forward to the seating surfaces, where the Black Alcantara®⁴ is perforated to reveal a subtle layer of Blue.



A91 Edition shown in Refraction. Prototype shown with options.

See numbered footnotes in Disclosures section.

2.0-LITER 4-CYLINDER

Dreams of speed start here.

GR Supra 2.0 is the first-ever Supra to feature a powerful turbocharged 2.0-liter inline-four. And with its 255 horsepower³⁶ and 295 lb.-ft. of torque, this engine packs a serious punch. But that's not all: A unique cat-back exhaust has been tuned to match the specific performance characteristics of this turbocharged powerplant. And the perfectly matched 18-in. split-spoke alloy wheels come wrapped in super-sticky Michelin® Pilot® Super Sport rubber² for ultimate control.



2.0 shown in Nitro Yellow.⁴² Prototype shown with options.

See numbered footnotes in Disclosures section.

2.0-LITER 4-CYLINDER




THE PERFECT FIT

Compact and lightweight, the dimensions of GR Supra 2.0's powerplant allow it to sit far back in the engine bay for a near-perfect weight balance.



2.0 shown in Nitro Yellow.⁴² Prototype shown with options.
See numbered footnotes in Disclosures section.

LIFESTYLE



3.0 Premium interior shown in Black leather trim. Prototype shown with options.

Beautifully engineered.

A sports car should be captivating, with a design that feels as alluring as it does powerful. We made no compromises with GR Supra's design; each and every aspect is defined by its contribution to overall driving performance. Its silhouette stirs all the right emotions, with generous curves and daring shapes that excite the senses. That it all comes together in a package that provides an optimum coefficient of drag and excellent downforce means that GR Supra is no mere sports car — it's a work of art.





Professional drivers on closed course. Do not attempt. **3.0 Premium** shown in Renaissance Red 2.0, Nocturnal, Nitro Yellow⁴² and Absolute Zero. Prototypes shown with options.

See numbered footnotes in Disclosures section.

3.0-liter turbocharged inline-six

382

Horsepower³⁶

3.9

Seconds, 0-60³⁵

368

Lb.-Ft. of Torque

155

MPH, Top Speed

3400

Lbs., Curb Weight



3.0 Premium shown in Renaissance Red 2.0, Absolute Zero, Nitro Yellow⁴² and Nocturnal. Prototypes shown with options.

See numbered footnotes in Disclosures section.

2.0-liter turbocharged inline-four

255

Horsepower³⁶

5.0

Seconds, 0-60³⁵

295

Lb.-Ft. of Torque

155

MPH, Top Speed

3181

Lbs., Curb Weight



2.0 shown in Nitro Yellow.⁴² Prototype shown with options.

See numbered footnotes in Disclosures section.



3.0-LITER TURBOCHARGED INLINE-SIX

382 horsepower.³⁶ 368 lb.-ft. of torque. One engineering marvel. The fire-breathing heart of GR Supra is its signature 3.0-liter inline 6-cylinder engine. Smart technologies like a twin-scroll turbocharger, Variable Valve Timing and electric wastegate ensure that this engine provides plenty of power, instant response and one glorious exhaust note.



NORMAL AND SPORT DRIVING MODES

Because daily driving isn't an exercise in maximum attack, GR Supra offers Normal and Sport driving modes. Normal Mode is perfect for your commute, offering a smooth ride, easy handling and effortless shifting. Pressing the button to activate Sport Mode transforms GR Supra into a true track-dominating beast, punctuated with a deeper, meaner exhaust rumble. All of GR Supra's senses heighten, giving you more instant response and a whole lot more adrenaline.

Eight times the excitement.

GR Supra's 8-speed automatic transmission is compact, lightweight and strong. Its placement has been precisely calculated to help optimize the overall center of gravity, and its components are robust enough to welcome the ferocity of 368 turbocharged pound-feet of torque. Intelligent computer control and precise gearing also ensure that this transmission works in perfect harmony with the engine to deliver explosive acceleration and maximum power to the road.



3.0 Premium shown in Renaissance Red 2.0. Prototype shown with options.

UNDERBODY AERODYNAMICS

A flat surface designed to help with flat-out performance. All GR Supras feature a specially crafted flat undercover that has been engineered to help reduce aerodynamic lift when driving at speed. Air that finds its way underneath GR Supra is redirected via carefully crafted channels and spats, helping this sports car feel stable and planted at speed.

3.0 Premium shown in Absolute Zero. Prototype shown with options.

**AVAILABLE ADAPTIVE VARIABLE
SUSPENSION**

GR Supra's cutting-edge Adaptive Variable Suspension (AVS) "reads" the road a hundred times per second, allowing this sports car to transform from comfortable cruiser to track bruiser and back again — almost instantaneously. Each individual shock is able to stiffen and soften as needed, helping to maximize each tire's contact patch.

AVAILABLE BREMBO®⁴⁹ BRAKES

Brembo® is one of the leading names in high-performance brake components, and their brakes are a perfect match for GR Supra. Standard on GR Supra 3.0, 3.0 Premium and A91 Edition, 4-piston Brembo® front brake calipers work in tandem with two-piece 348-mm. vented disc rotors to provide firm, predictable and consistent braking force.

Red-painted calipers with silver Toyota Supra logo only available on 3.0 Premium and A91 Edition.

See numbered footnotes in Disclosures section.



19-IN. FORGED-ALLOY WHEELS

Here's where the rubber meets the road. GR Supra's 19-in. wheels are constructed from forged billet aluminum, offering lighter weight, greater strength and enhanced performance when compared with traditional cast-aluminum wheels. These wheels are wrapped in Michelin® Pilot® Super Sport tires³ to help further optimize acceleration, cornering and braking capabilities.

3.0 Premium shown in Renaissance Red 2.0. Prototype shown with options.

See numbered footnotes in Disclosures section.

A true apex predator.

Engine up front. Power to the back. It's a tried-and-true formula, and it's key to the feeling of GR Supra. But there's more to GR Supra than its front/rear packaging. By utilizing new technologies, clever engineering and smart use of aluminum, we were able to create a chassis that is incredibly stiff, light and strong. The result is a sports car that responds to every minute input, reading both your mind and the road, so you can devour those corners.



ELECTRONICALLY CONTROLLED REAR DIFFERENTIAL

GR Supra features an electronically controlled rear differential for maximum stability and performance. Sensors look at wheel speed, engine rpm, yaw rate, brake pressure, throttle opening angle and steering angle information and send this data to a main processor. In an instant, this processor takes this data and activates a multi-plate clutch, which can control the locking ratio between both wheels from 0 to 100 percent.

For you, this means you can control your driving line with millimeter precision.

3.0 Premium shown in Phantom.⁴² 19-in. forged-alloy wheels and electronically controlled rear differential included on 3.0, 3.0 Premium and A91 Edition. Prototype shown with options.

See numbered footnotes in Disclosures section.



REAR DIFFUSER

As functional as it is striking, GR Supra's rear fascia houses an aerodynamically tested rear diffuser, twin 90-mm. exhaust tips and a race-car-inspired reverse light cluster.

DOUBLE-BUBBLE ROOF

Inspired by the classic Toyota 2000 GT, GR Supra features a unique double-bubble roof. Its design allows for more head room inside, while also optimizing airflow and reducing drag outside.

3.0 Premium shown in Phantom.⁴² Prototype shown with options.

See numbered footnotes in Disclosures section.

EXTERIOR/DESIGN

AN ICONIC BADGE

An update of a classic, and inspired by the Wehrseifen section of the legendary Nürburgring, the iconic Supra logo can be found on the back of every 2021 GR Supra.



3.0 Premium shown in Phantom⁴². Prototype shown with options.

See numbered footnotes in Disclosures section.

LED HEADLIGHTS

GR Supra's sculpted front end is punctuated by its signature headlights. Each housing features a two-level 6-lens LED light cluster for optimum brightness and clarity. Automatic High Beams (AHB)³⁰ come standard, for an optimum blend of safety and style.



3.0 Premium shown in Phantom.⁴² Prototype shown with options.

See numbered footnotes in Disclosures section.



3.0 Premium shown in Phantom¹² and Renaissance Red 2.0. Prototypes shown with options.

See numbered footnotes in Disclosures section.

A detailed view of the interior of a 2021 Toyota GR Supra. The car features a black leather interior with white stitching. The steering wheel is black with the Toyota logo in the center and red accents on the spokes. The instrument cluster is digital, showing a tachometer and speedometer. The center console has a gear shifter and handbrake. A racing helmet with a black and orange visor is placed on the passenger seat. The sun is shining through the windshield, creating a bright glow. The word "INTERIOR" is written in the top left corner.

INTERIOR

Where sport meets comfort.

The 2021 GR Supra's interior is the ideal blend of form, function and beauty. Designed with the driver in mind, this cockpit features a number of inspired touches to help you get the most out of every drive. Deeply bolstered sport seats match up with console-mounted side knee padding to ensure you're comfortably in place, no matter the tightness of the turn.

3.0 Premium interior shown in Black leather trim. Prototype shown with options.

INTERIOR/TECHNOLOGY

SPORT SEATS

GR Supra's seats are designed for maximum hold, offering deep side bolsters and high-grip material to keep you upright when the roads get sideways. Available 14-way power adjustment helps you find that perfect driving position. Available leather trim and two-stage heating features also ensure that these sport seats help keep you feeling comfortable on any drive.



3.0 Premium interior shown in Black leather trim. Prototype shown with options.



DIGITAL DISPLAY

An 8.8-in. high-resolution display rests in GR Supra's gauge pod. A three-dimensional tachometer sits prominently in the center, showing not only engine speed, but also current gear selection and suggested driving gear. It's flanked by displays that can be customized to show current speed, current entertainment selection, navigation and other key driving info.

SPORT STEERING WHEEL

Taking hold of your dreams starts here. GR Supra features a leather-wrapped tilt/telescopic steering wheel for quick response and easy controllability. Steering-column-mounted paddle shifters give you even more control over GR Supra's power.



An intelligent connection between car and driver.

The tech found inside GR Supra is just as advanced as its engineering. All GR Supra grades feature an 8.8-in. high-resolution display to let you take command. GR Supra 3.0 Premium and A91 Edition also come standard with wireless Apple CarPlay^{®15} compatibility, integrated navigation¹⁴ and 12 tuned JBL^{®11} speakers, for the ultimate driving soundtrack.



3.0 Premium interior shown in Black leather trim.⁴³ Prototype shown with options.

See numbered footnotes in Disclosures section.

QI-COMPATIBLE WIRELESS CHARGING²⁴

No charging cable? No problem. Supra's cabin is available with Qi-compatible wireless smartphone charging. Just place your Qi-compatible smartphone onto the nonslip surface and charge up wirelessly.



SUPRA COMMAND

The Supra Command dial gives you access to GR Supra's key multimedia features. Its available touch-sensitive surface lets you use your fingers to write in addresses for the navigation system¹⁴ and zoom in and out of the map. Selecting between functions is as simple as a twist and press of the dial.⁴³ Genuine carbon-fiber accents bring additional sports-car cred to this intuitive piece of tech.



A photograph of three Toyota GR Supra cars driving on a winding road at sunset. The lead car is red, followed by a yellow one, and a white one is partially visible on the right. The background shows a hilly landscape under a golden sky.

It's not just the performance that's advanced.

GR Supra is equipped with the latest safety technologies, including Lane Departure Warning with Steering Assist (LDW w/SA),²⁹ Pre-Collision System²⁷ with Pedestrian Detection²⁸ (PCS w/PD), Automatic High Beams (AHB)³⁰ and Speed Limit Information.⁴⁴

3.0 Premium shown in Nitro Yellow;⁴² Renaissance Red 2.0 and Absolute Zero. Prototypes shown with options.

See numbered footnotes in Disclosures section.



SAFETY

**AVAILABLE BLIND SPOT MONITOR (BSM)⁴⁵
WITH REAR CROSS-TRAFFIC ALERT (RCTA)⁴⁶**

When the Blind Spot Monitor detects a vehicle, it illuminates a warning indicator on the appropriate sideview mirror to help let you know when it's safe to change lanes. And when you slowly back out of a driveway or parking spot, Rear Cross-Traffic Alert is designed to provide audible and visual indicators to warn you of approaching vehicles.

3.0 Premium interior shown in Black leather trim.

See numbered footnotes in Disclosures section.

SAFETY

AVAILABLE FRONT AND REAR PARKING SENSORS⁴⁷

When you're parking, the available sensors on the front and rear of GR Supra scan for walls, curbs and other objects that might be hidden from your view. Audio and visual cues are sent to the cabin, helping to take some of the guesswork out of parking.



Simulation shown. **3.0 Premium** shown in Absolute Zero and Renaissance Red 2.0. Prototypes shown with options.

See numbered footnotes in Disclosures section.

TOYOTACARE



ToyotaCare

No cost maintenance plan and Roadside Assistance.

Every new Toyota comes with ToyotaCare,⁴⁸ a maintenance plan that covers normal factory scheduled service for 2 years or 25,000 miles, whichever comes first, and 24-hour Roadside Assistance for 2 years, unlimited mileage.

3.0 Premium shown in Nitro Yellow⁴², Absolute Zero and Renaissance Red 2.0. Prototypes shown with options.

See numbered footnotes in Disclosures section.



2.0

Powertrain

- 2.0L Twin-Scroll Single-Turbo 4-Cylinder Engine
- 255 hp;³⁶ 295 lb.-ft. of torque
- Top speed: 155 mph (electronically controlled)
- Active exhaust
- Launch Control³⁹
- 8-speed AT with paddle shifters
- High-performance Michelin® Pilot® Super Sport tires² (summer tires) (F: 255/40 ZR18; R: 275/40 ZR18)

Exterior Features

- 6-lens auto-leveling LED headlights (three low-beam, three high-beam)
- Built-in rear spoiler
- Glossy-black auto-folding, heated outside mirrors with memory function
- 18-in. cast-aluminum 10-spoke wheels with dual-tone finish

Interior Features

- Smart Key System⁵ with Smart Entry and Start
- Black Alcantara®/leather-trimmed sport seats
- 8-way manual sport seats with 4-way lumbar and 2-way bolster adjustment
- Carbon-fiber interior trim
- Leather-wrapped 3-spoke steering wheel with paddle shifters
- 4-speaker sound system
- 8.8-in. display screen with Supra Command featuring AM/FM, Digital Audio, SiriusXM®¹² and USB⁷/Bluetooth®¹³ wireless connectivity

Package

- Safety & Technology Package:
Safety included: Dynamic Radar Cruise Control (Full-Speed)⁴⁹ Blind Spot Monitor (BSM)⁴⁵ Rear Cross-Traffic Alert (RCTA)⁴⁶ Parking Sensors⁴⁷ with Emergency Braking Function
Technology included: 8.8-in. touchscreen with navigation;¹⁴ 12-speaker 500W JBL® Audio¹¹ system with amplifier, touchpad rotary control, wireless Apple CarPlay®¹⁵ compatible (iOS only), Speed Limit Information⁴⁴ Supra Connected Services¹⁷ with up to 4-year trial includes Remote Services⁵⁰ Remote Maintenance¹⁹ Automatic Emergency Call¹⁸ Real-Time Traffic Information²⁰ Concierge²² Stolen Vehicle Recovery,¹⁷ Map Updates²¹

Safety Features

- Electric Parking Brake (EPB)²⁶
- Pre-Collision System²⁷ with Pedestrian Detection²⁸ (PCS w/PD)
- Lane Departure Warning with Steering Assist (LDW w/SA)²⁹
- Automatic High Beams (AHB)³⁰
- Rearview camera³¹ with parking aid lines



3.0

Powertrain

- 3.0L Twin-Scroll Single-Turbo DOHC 24-Valve Inline 6-Cylinder Engine
- 382 hp;³⁶ 368 lb.-ft. of torque
- Top speed: 155 mph (electronically controlled)
- Active exhaust
- Active rear sport differential
- Launch Control³⁹
- 8-speed AT with paddle shifters
- High-performance Michelin® Pilot® Super Sport tires³ (summer tires) (F: 255/35 ZR19, R: 275/35 ZR19)

Exterior Features

- 6-lens auto-leveling LED headlights (three low-beam, three high-beam)
- Built-in rear spoiler
- Matte-black auto-folding, heated outside mirrors with memory function
- 19-in. forged-aluminum twin-spoke wheels with dual-tone finish

Interior Features

- Smart Key System⁵ with Smart Entry and Start
- Black Alcantara®/leather-trimmed sport seats
- 14-way power-adjustable sport seats with driver's-seat memory including 4-way lumbar and 2-way bolster adjustment
- Carbon-fiber interior trim
- Leather-wrapped 3-spoke steering wheel with paddle shifters
- 10-speaker HiFi sound system (205W)
- 8.8-in. display screen with Supra Command featuring AM/FM, Digital Audio, SiriusXM®¹² and USB⁷/Bluetooth®¹³ wireless connectivity

Package

- Safety & Technology Package:
Safety included: Dynamic Radar Cruise Control (Full-Speed)⁴⁹ Blind Spot Monitor (BSM)⁴⁵ Rear Cross-Traffic Alert (RCTA)⁴⁶ Parking Sensors⁴⁷ with Emergency Braking Function
Technology included: 8.8-in. touchscreen with navigation;¹⁴ 12-speaker 500W JBL® Audio¹¹ system with amplifier, touchpad rotary control, wireless Apple CarPlay®¹⁵ compatible (iOS only), Speed Limit Information⁴⁴ Supra Connected Services¹⁷ with up to 4-year trial includes Remote Services⁵⁰ Remote Maintenance¹⁹ Automatic Emergency Call¹⁸ Real-Time Traffic Information²⁰ Concierge²² Stolen Vehicle Recovery,¹⁷ Map Updates²¹

Safety Features

- Electric Parking Brake (EPB)²⁶
- Pre-Collision System²⁷ with Pedestrian Detection²⁸ (PCS w/PD)
- Lane Departure Warning with Steering Assist (LDW w/SA)²⁹
- Automatic High Beams (AHB)³⁰
- Rearview camera³¹ with parking aid lines



3.0 Premium

Powertrain

- 3.0L Twin-Scroll Single-Turbo DOHC 24-Valve Inline 6-Cylinder Engine
- 382 hp;³⁶ 368 lb.-ft. of torque
- Top speed: 155 mph (electronically controlled)
- Active exhaust
- Active rear sport differential
- Launch Control³⁹
- 8-speed AT with paddle shifters
- High-performance Michelin® Pilot® Super Sport tires³ (summer tires) (F: 255/35 ZR19, R: 275/35 ZR19)

Exterior Features

- 6-lens auto-leveling LED headlights (three low-beam, three high-beam)
- Built-in rear spoiler
- Matte-black auto-folding, heated outside mirrors with memory function
- 19-in. forged-aluminum twin-spoke wheels with dual-tone finish

Interior Features

- Smart Key System⁵ with Smart Entry and Start
- 14-way heated power-adjustable sport seats with driver's-seat memory including 4-way lumbar and 2-way bolster adjustment
- Sport pedals
- Full-color Head-Up Display (HUD)
- Carbon-fiber interior trim
- Leather-wrapped 3-spoke steering wheel with paddle shifters
- 12-speaker JBL®¹¹ HiFi Surround Sound system (500W)
- 8.8-in. touchscreen with Supra Command featuring touchpad control with navigation;¹⁴ AM/FM, Digital Audio, SiriusXM®¹² wireless Apple CarPlay®¹⁵ compatible, voice recognition¹⁶ and USB⁷/Bluetooth®¹³ wireless connectivity
- Toyota Supra Connect¹⁷ featuring Emergency Calling¹⁸ Roadside Assistance¹⁹ Battery Guard¹⁹ Remote-Control Lock/Ventilation, Real-Time Traffic Information²⁰ Map Updates²¹ Concierge Service²² and Toyota Supra Online²³ (services available online; app available for iOS only)
- Qi-compatible wireless smartphone charging²⁴ tray with light indicator

Package

- Driver Assist Package:
Includes Dynamic Radar Cruise Control (Full-Speed)⁴⁹ Blind Spot Monitor (BSM)⁴⁵ Rear Cross-Traffic Alert (RCTA)⁴⁶ Parking Sensors⁴⁷ with Emergency Braking Function

Safety Features

- Electric Parking Brake (EPB)²⁶
- Pre-Collision System²⁷ with Pedestrian Detection²⁸ (PCS w/PD)
- Lane Departure Warning with Steering Assist (LDW w/SA)²⁹
- Automatic High Beams (AHB)³⁰
- Rearview camera³¹ with parking aid lines



A91 Edition

Powertrain

- 3.0L Twin-Scroll Single-Turbo DOHC 24-Valve Inline 6-Cylinder Engine
- 382 hp;³⁶ 368 lb.-ft. of torque
- Top speed: 155 mph (electronically controlled)
- Active exhaust
- Active rear sport differential
- Launch Control³⁹
- 8-speed AT with paddle shifters
- High-performance Michelin® Pilot® Super Sport tires³ (summer tires) (F: 255/35 ZR19, R: 275/35 ZR19)

Exterior Features

- 6-lens auto-leveling LED headlights (three low-beam, three high-beam)
- Black-painted satin-finish carbon-fiber duckbill rear spoiler
- Black satin-finish double-hash racing decal
- Genuine carbon-fiber auto-folding, heated outside mirror caps with memory function
- 19-in. forged-aluminum twin-spoke wheels with matte-black finish

Interior Features

- Smart Key System⁵ with Smart Entry and Start
- Black/Blue Alcantara®/leather-trimmed heated sport seats with blue stitching
- 14-way heated power-adjustable sport seats with driver's-seat memory including 4-way lumbar and 2-way bolster adjustment
- Sport pedals
- Carbon-fiber interior trim
- Leather-wrapped 3-spoke steering wheel with paddle shifters
- 12-speaker JBL®¹¹ HiFi Surround Sound system (500W)
- 8.8-in. touchscreen with Supra Command featuring touchpad control with navigation;¹⁴ AM/FM, Digital Audio, SiriusXM,^{8,12} wireless Apple CarPlay^{®15} compatible, voice recognition¹⁶ and USB/^{Bluetooth}®¹³ wireless connectivity
- Toyota Supra Connect¹⁷ featuring Emergency Calling;¹⁸ Roadside Assistance;¹⁹ Battery Guard;¹⁹ Remote-Control Lock/Ventilation, Real-Time Traffic Information;²⁰ Map Updates;²¹ Concierge Service²² and Toyota Supra Online²³ (services available online; app available for iOS only)
- Qi-compatible wireless smartphone charging²⁴ tray with light indicator


Package

- Driver Assist Package:
Includes Dynamic Radar Cruise Control (Full-Speed);⁴⁹ Blind Spot Monitor (BSM);⁴⁵ Rear Cross-Traffic Alert (RCTA);⁴⁶ Parking Sensors⁴⁷ with Emergency Braking Function

Safety Features

- Electric Parking Brake (EPB)²⁶
- Pre-Collision System²⁷ with Pedestrian Detection²⁸ (PCS w/PD)
- Lane Departure Warning with Steering Assist (LDW w/SA)²⁹
- Automatic High Beams (AHB)³⁰
- Rearview camera³¹ with parking aid lines

Color



Nocturnal




Refraction




Renaissance Red 2.0

Nitro Yellow⁴²Phantom⁴² (matte finish)

Turbulence Gray



Tungsten



Absolute Zero

Trim



Black Alcantara®/leather trim



Black leather trim



Black/Blue Alcantara®/leather trim

Wheels

18-in. cast-aluminum
10-spoke wheels with
dual-tone finish19-in. forged-aluminum
twin-spoke wheels with
dual-tone finish19-in. forged-aluminum
twin-spoke wheels with
matte-black finish

*Not all colors and trims available on all model grades. See dealer for details. See numbered footnotes in Disclosures section.

ACCESSORIES

Add a personal touch to your GR Supra with Genuine Toyota Accessories. Some accessories may not be available in all regions of the country. See your Toyota dealer for details.



Carbon-fiber mirror caps



Alloy wheel locks



Emergency assistance kit



Paint protection film⁵¹



Carpet cargo mat⁸



Cargo tote⁸



First aid kit⁸

WARRANTIES

Every Toyota Car, Truck and SUV is built to exceptional standards. And that's not idle boasting. We back it up with these Limited Warranty Coverages:

Basic: 36 months/36,000 miles (all components other than normal wear and maintenance items).

Powertrain: 60 months/60,000 miles (engine, transmission/transaxle, drive system, seatbelts and airbags).

Rust-Through: 60 months/unlimited miles (corrosion perforation of sheet metal).

Emissions: Coverages vary under Federal and California regulations. Refer to applicable *Warranty and Maintenance Guide* for details.

Accessories: For Genuine Toyota Accessories purchased at the time of the new vehicle purchase, the Toyota Accessory Warranty coverage is in effect for 36 months/36,000 miles from the vehicle's in-service date, which is the same coverage as the Toyota New Vehicle Limited Warranty.

For Genuine Toyota Accessories purchased after the new vehicle purchase the coverage is 12 months, regardless of mileage, from the date the accessory was installed on the vehicle, or the remainder of any applicable new vehicle warranty, whichever provides greater coverage.

You may be eligible for transportation assistance if it's necessary that your vehicle be kept overnight for repairs covered under warranty. Please see your authorized Toyota dealership for further details.

For complete details about Toyota's warranties, please visit www.toyota.com, refer to the applicable *Warranty and Maintenance Guide* or see your Toyota dealer.

FEATURES¹

	2.0	3.0	3.0 Premium	A91 Edition		2.0	3.0	3.0 Premium	A91 Edition
EXTERIOR									
18-in. cast-aluminum 10-spoke wheels with dual-tone finish	S	—	—	—	LED front turn signal indicator and Daytime Running Lights (DRL)	S	S	S	S
19-in. forged-aluminum twin-spoke wheels with dual-tone finish	—	S	S	—	6-lens auto-leveling LED headlights (three low-beam, three high-beam)	S	S	S	S
19-in. forged-aluminum twin-spoke wheels with matte-black finish	—	—	—	S	LED taillights and rear combination lights	S	S	S	S
High-performance Michelin® Pilot® Super Sport tires ² (summer tires) (F: 255/40ZR18, R: 275/40ZR18)	S	—	—	—	LED backup light	S	S	S	S
High-performance Michelin® Pilot® Super Sport tires ³ (summer tires) (F: 255/35ZR19, R: 275/35ZR19)	—	S	S	S	Auto-tilting passenger-side outside mirror (when in Reverse)	S	S	S	S
Black-painted satin-finish rear-wing carbon-fiber spoiler	—	—	—	S	Auto-dimming driver's-side outside mirror	S	S	S	S
Black satin-finish double-hash racing decal	—	—	—	S	Built-in rear spoiler	S	S	S	S
Glossy-black auto-folding, heated outside mirrors with memory	S	—	—	—	Aerodynamic underbody panel	S	S	S	S
Matte-black auto-folding, heated outside mirrors with memory	—	S	S	—	Dual rear exhaust outlets with polished stainless steel exhaust tips	S	—	—	—
Carbon-fiber auto-folding, heated outside mirrors with memory	—	—	—	S	Dual rear exhaust outlets with brushed stainless steel exhaust tips	—	S	S	S
INTERIOR									
8.8-in. full-digital TFT LCD gauge cluster including tachometer, speedometer and MID	S	S	S	S	Black/Blue Alcantara® ⁴ /leather-trimmed sport seats with blue stitching	—	—	—	S
8-way manual sport seats with 4-way lumbar and 2-way bolster adjustment	S	—	—	—	Large knee-support cushions	S	S	S	S
14-way power-adjustable sport seats with driver's-seat memory including 4-way lumbar and 2-way bolster adjustment	—	S	S	S	Carbon-fiber interior trim	S	S	S	S
Black Alcantara® ⁴ /leather-trimmed sport seats	S	S	—	—	Standard pedals	S	S	—	—
Black leather-trimmed sport seats	—	—	S	—	Sport pedals	—	—	S	S
					Leather-wrapped 3-spoke steering wheel with paddle shifters	S	S	S	S
COMFORT AND CONVENIENCE									
Smart Key System ⁵ with Smart Entry and Start	S	S	S	S	Charging socket (DC12V) ⁶ and USB port ⁷ (1.5A)	S	S	—	—
Dual zone automatic climate control	S	S	S	S	Charging socket (DC12V) ⁶ and USB port ⁷ (2.1A)	—	—	S	S
Auto-dimming mirror with garage door opener	S	S	S	S	Luggage compartment (10.2 cu. ft.) ⁸ with bag hooks	S	S	S	S
Full-color Head-Up Display (HUD)	—	—	S	—	Cruise control	S	S	S	S
Heated seats	—	—	S	S	Alarm and engine immobilizer ⁹	S	S	S	S
Automatic rain-sensing windshield wipers	S	S	S	S	Hill Start Assist Control (HAC) ¹⁰	S	S	S	S
Manual tilt/telescopic steering column	S	S	S	S	Trunk carpet with blue contrast stitching	—	—	—	S
Lined, locking glove box	S	S	S	S	Black key gloves with blue contrast stitching	—	—	—	S
Storage net for small items (passenger side)	S	S	S	S					
AUDIO/MULTIMEDIA									
4-speaker sound system	S	—	—	—	Toyota Supra Connect ¹⁷ featuring Emergency Calling, ¹⁸ Roadside Assistance, ¹⁹ Battery Guard, ¹⁹ Remote-Control Lock/Ventilation, Real-Time Traffic Information, ²⁰ Map Updates, ²¹ Concierge Service ²² and Toyota Supra Online ²³ (services available online; app available for iOS only)	—	—	S	S
10-speaker HiFi sound system (205W)	—	S	—	—	Qi-compatible wireless charging ²⁴ tray with light indicator	—	—	S	S
12-speaker JBL® ¹¹ HiFi Surround Sound system (500W)	—	—	S	S					
8.8-in. display screen with Supra Command featuring AM/FM, Digital Audio, SiriusXM® ¹² and USB/ <i>Bluetooth</i> ® ¹³ wireless connectivity	S	S	—	—					
8.8-in. touchscreen with Supra Command featuring touchpad control with navigation; ¹⁴ AM/FM, Digital Audio, SiriusXM® ¹² wireless Apple CarPlay® ¹⁵ compatible, voice recognition ¹⁶ and USB/ <i>Bluetooth</i> ® ¹³ wireless connectivity	—	—	S	S					
SAFETY									
Directional parking lights	S	S	S	S	Rearview camera ³¹ with parking aid lines	S	S	S	S
3-point seatbelts for both seating positions	S	S	S	S	Vehicle Stability Control (VSC) ³²	S	S	S	S
Driver and front passenger Advanced Airbag System: ²⁵ front, side, curtain and knee airbags	S	S	S	S	Traction Control (TRAC)	S	S	S	S
Electric Parking Brake (EPB) ²⁶	S	S	S	S	Anti-lock Brake System (ABS)	S	S	S	S
Pre-Collision System ²⁷ with Pedestrian Detection ²⁸ (PCS w/PD)	S	S	S	S	Brake Assist (BA) ³³	S	S	S	S
Lane Departure Warning with Steering Assist (LDW w/SA) ²⁹	S	S	S	S	Child restraint system on passenger side	S	S	S	S
Automatic High Beams (AHB) ³⁰	S	S	S	S	Tire Pressure Monitor System (TPMS) ³⁴	S	S	S	S

S = Standard — = Not Available

SPECIFICATIONS

MECHANICAL/PERFORMANCE	2.0	3.0	3.0 Premium	A91 Edition
LAYOUT AND CHASSIS				
Front engine, Rear-Wheel Drive (RWD)	Standard	Standard	Standard	Standard
Double joint-type McPherson strut front suspension	Standard	Standard	Standard	Standard
Multi-link independent rear suspension	Standard	Standard	Standard	Standard
Chassis braces in engine bay	N/A	Standard	Standard	Standard
ENGINE				
2.0L twin-scroll single-turbo inline 4-cylinder	Standard	N/A	N/A	N/A
3.0L twin-scroll single-turbo DOHC 24-valve inline 6-cylinder	N/A	Standard	Standard	Standard
0-60 mph (seconds) ³⁵	5.0	3.9	3.9	3.9
Max output (hp/rpm) ³⁶	255/5000-6500	382/5800-6500	382/5800-6500	382/5800-6500
Max torque (lb.-ft./rpm)	295/1550-4400	368/1800-5000	368/1800-5000	368/1800-5000
Top track speed (electronically controlled)	155 mph	155 mph	155 mph	155 mph
ENGINE SPECIFICATIONS				
Bore x stroke, mm.	82.0 x 94.6	82.0 x 94.6	82.0 x 94.6	82.0 x 94.6
Compression ratio	10.2	10.2:1	10.2:1	10.2:1
Displacement	1998	2998	2998	2998
Fuel system	Direct Injection	Direct Injection	Direct Injection	Direct Injection
Recommended fuel type	Premium ³⁷	Premium ³⁸	Premium ³⁸	Premium ³⁸
Engine oil capacity	6.5 liters	6.5 liters	6.5 liters	6.5 liters
DRIVETRAIN				
8-speed AT with paddle shifters and Manual Mode	Standard	Standard	Standard	Standard
Launch Control ³⁹	Standard	Standard	Standard	Standard
Active rear sport differential	N/A	Standard	Standard	Standard
Active exhaust	Standard	Standard	Standard	Standard
Automatic engine start/stop	Standard	Standard	Standard	Standard
DRIVETRAIN SPECIFICATIONS				
Type — 8-Speed AT				
1st gear	5.250	5.250	5.250	5.250
2nd gear	3.360	3.360	3.360	3.360
3rd gear	2.172	2.172	2.172	2.172
4th gear	1.720	1.720	1.720	1.720
5th gear	1.316	1.316	1.316	1.316
6th gear	1.000	1.000	1.000	1.000
7th gear	0.082	0.822	0.822	0.822
8th gear	0.064	0.640	0.640	0.640
Reverse	3.712	3.712	3.712	3.712
Rear axle ratio	3.154	3.154	3.154	3.154
SUSPENSION, STEERING AND BRAKES				
Sport-calibrated Electric Power Steering (EPS); power-assisted rack-and-pinion	Standard	Standard	Standard	Standard
Steering wheel turns (lock-to-lock)	2.1	2.1	2.1	2.1
Active Cornering Assist (ACA)	Standard	Standard	Standard	Standard
Turning diameter (ft.) — curb-to-curb	34.1	34.1	34.1	34.1
Adaptive Variable Sport (AVS) suspension	N/A	Standard	Standard	Standard
Hollow front and rear stabilizer bars	Standard	Standard	Standard	Standard
Stabilizer bar diameter, front/rear (mm.)	23.5/18.0	23.5/18.0	23.5/18.0	23.5/18.0

See numbered footnotes in Disclosures section.

SPECIFICATIONS (continued)

BRAKES (FRONT)	2.0	3.0	3.0 Premium	A91 Edition
Rotor type	Ventilated	Ventilated	Ventilated	Ventilated
1-piston aluminum floating-caliper disc brakes	Standard	N/A	N/A	N/A
Brembo ^{®40} 4-piston fixed-caliper disc brakes	N/A	Standard	N/A	N/A
Brembo ^{®40} 4-piston fixed-caliper disc brakes with red-painted calipers and silver TOYOTA Supra logo	N/A	N/A	Standard	Standard
Rotor size, diameter x thickness, mm. (in.)	330 mm. x 24 mm. (13 in. x .94 in.)	348 mm. x 36 mm. (13.7 in. x 1.4 in.)	348 mm. x 36 mm. (13.7 in. x 1.4 in.)	348 mm. x 36 mm. (13.7 in. x 1.4 in.)
BRAKES (REAR)				
Rotor type	Ventilated	Ventilated	Ventilated	Ventilated
1-piston aluminum floating-caliper disc brakes	Standard	Standard	N/A	N/A
1-piston cast-iron disc brakes with red floating calipers	N/A	N/A	Standard	Standard
Rotor size, diameter x thickness, mm. (in.)	330 mm. x 20 mm. (13.0 in. x 0.79 in.)	330 mm. x 20 mm. (13.0 in. x 0.79 in.)	345 mm. x 24 mm. (13.6 in. x 0.94 in.)	345 mm. x 24 mm. (13.6 in. x 0.94 in.)
DIMENSIONS				
EXTERIOR				
Length (in.)	172.5	172.5	172.5	172.5
Width (in.)	73.0	73.0	73.0	73.0
Height (in.)	51.1	50.9	50.9	50.9
Ground clearance (in.)	4.7	4.5	4.5	4.5
Wheelbase (in.)	97.2	97.2	97.2	97.2
Track width (front/rear) (in.)	62.8/62.6	62.8/62.6	62.8/62.6	62.8/62.6
INTERIOR				
Head room (in.)	38.3	38.3	38.3	38.3
Shoulder room (in.)	54.4	54.4	54.4	54.4
Leg room (in.)	42.2	42.2	42.2	42.2
Hip room (in.)	54.2	54.2	54.2	54.2
TIRES				
Michelin [®] Pilot [®] Super Sport tires:	F: 255/40 ZR18 ² R: 275/40 ZR18 ²	F: 255/35 ZR19 ³ R: 275/35 ZR19 ³	F: 255/35 ZR19 ³ R: 275/35 ZR19 ³	F: 255/35 ZR19 ³ R: 275/35 ZR19 ³
Wheel diameter x width (in.)	F: 18 x 9, R: 18 x 10	F: 19 x 9, R: 19 x 10	F: 19 x 9, R: 19 x 10	F: 19 x 9, R: 19 x 10
Spare tire — repair kit included	Standard	Standard	Standard	Standard
WEIGHTS AND CAPACITIES				
Power-to-weight ratio (curb weight, lbs./hp)	12.47	8.90	8.90	8.90
Curb weight (lbs.)	3,181	3,400	3,400	3,400
Gross Vehicle Weight Rating (GVWR) (lbs.)	3770	4,001	4,001	4,001
Seating capacity	2	2	2	2
Passenger volume (cu. ft.)	50.9	50.9	50.9	50.9
Cargo volume (trunk) (cu. ft.) ⁸	10.2	10.2	10.2	10.2
Fuel capacity (gal.)	13.7	13.7	13.7	13.7
MILEAGE ESTIMATES (mpg city/highway/combined)⁴¹				
	N/A	22/30/25	22/30/25	22/30/25

CARS BUILT FOR THE WAY YOU LIVE

At Toyota, we build cars for how you live. From building advanced safety features designed to help prevent crashes to driving cross-country to understand how we can make your driving experience better, our work starts with understanding your needs. Building cars for how you live also means thinking about tomorrow — from fuel efficiency and environmental innovations, to things beyond cars, like a bicycle that you can control with your mind. And because what we learn building cars can help improve lives in other places, we do things like help communities rebuild their homes quickly after a disaster and work with soup kitchens to help them serve more people faster. Toyota. Built for how you live.

DISCLOSURES

1. Toyota strives to build vehicles to match customer interest and thus they typically are built with popular options and option packages. Not all options/packages are available separately and some may not be available in all regions of the country. See toyota.com for information about options/packages commonly available in your area. If you would prefer a vehicle without any or with different options, contact your dealer to check for current availability or the possibility of placing a special order. Color(s) depicted may vary based on multiple factors, including ambient lighting and the format in which it is being viewed (e.g., computer, mobile device or print). **2.** 18-in. performance tires are expected to experience greater tire wear than conventional tires. Tire life may be substantially less than mileage expectancy or 20,000 miles, depending on driving conditions. **3.** 19-in. performance tires are expected to experience greater tire wear than conventional tires. Tire life may be substantially less than mileage expectancy or 20,000 miles, depending on driving conditions. **4.** Alcantara® is a registered trademark of Alcantara S.p.A. **5.** The Smart Key System may interfere with some pacemakers or cardiac defibrillators. If you have one of these medical devices, please talk to your doctor to see if you should deactivate this system. **6.** Rated for 12 volts. See *Owner's Manual* for additional limitations and details. **7.** May not be compatible with all mobile phones, MP3/WMA players and like models. **8.** Cargo and load capacity limited by weight and distribution. Always properly secure cargo and cargo area. **9.** The engine immobilizer is a state-of-the-art anti-theft system that is initiated when you insert your key into the ignition switch or bring a Smart Key fob into the vehicle. The engine will only start if the code in the transponder chip inside the key/fob matches the code in the vehicle's immobilizer. The transponder chip is embedded in the key/fob and can be costly to replace. If you lose a key or fob, your Toyota dealer can help or go to www.aloa.org to find a qualified locksmith in your area who can perform high-security key service. **10.** Hill Start Assist Control is designed to help minimize backward rolling on steep ascents. It is not a substitute for safe driving judgment and practices. Factors including speed, grade, surface conditions and driver input can all affect whether HAC will be effective in preventing a loss of control. See *Owner's Manual* for additional limitations and details. **11.** JBL® is a registered trademark of Harman International Industries, Inc. **12.** SiriusXM® audio services require a subscription sold separately by Sirius XM Radio Inc. If you decide to continue service after your trial, the subscription plan you choose will automatically renew thereafter and you will be charged according to your chosen payment method at then-current rates. Fees and taxes apply. To cancel, you must call SiriusXM at 1-866-635-2349. See SiriusXM Customer Agreement for complete terms at www.siriusxm.com. All fees and programming subject to change. Not all vehicles or devices are capable of receiving all services offered by SiriusXM. Current information and features may not be available in all locations, or on all receivers. ©2020 Sirius XM Radio Inc. SiriusXM and all related marks and logos are trademarks of Sirius XM Radio Inc. **13.** The Bluetooth® word mark and logos are registered trademarks owned by Bluetooth SIG, Inc., and any use of such marks by Toyota is under license. A compatible Bluetooth®-enabled phone must first be paired. Phone performance depends on software, coverage and carrier. **14.** Available on GR Supra 2.0 and 3.0 w/Safety and Technology Package, 3.0 Premium and A91 Edition. Includes a 4-year trial period. Enrollment in paid subscription required upon expiration of trial period. Service depends on an operative telematics device, a cellular connection, navigation map data and GPS signal strength, and other factors, all of which can limit service functionality or availability. Service not available in every city or roadway. Use common sense when relying on information provided. Service subject to change at any time without notice. For service details and limitations, see your *Navigation System Owner's Manual* or supraconnect.com. **15.** Available on GR Supra 2.0 and 3.0 w/Safety and Technology Package, 3.0 Premium and A91 Edition. Apps and services are subject to change at any time without notice. Data charges may apply. Apple CarPlay® is a registered trademark of Apple Inc. **16.** Voice recognition capabilities vary by head unit. **17.** Available on GR Supra 2.0 and 3.0 w/Safety and Technology Package, 3.0 Premium and A91 Edition. Includes a 4-year trial period, except Enhanced Roadside Assistance, which is a 2-year period. Enrollment in a paid subscription required upon expiration of trial period. Services are dependent upon an operative telematics device, a cellular connection, navigation map data, GPS signal strength, and other factors, all of which can limit system functionality or availability, including access to response center and emergency support. Stolen vehicle police report required for use of Stolen Vehicle Recovery. Apps and services subject to change at any time without notice. Data charges may apply. For service details and limitations, see your *Owner's Manual* or supraconnect.com, and to learn about Supra Connect data collection, use, sharing and retention practices, visit Supra Connect Terms & Conditions. **18.** Available on GR Supra 2.0 and 3.0 w/Safety and Technology Package, 3.0 Premium and A91 Edition. Includes a 4-year trial period. Enrollment in paid subscription required upon expiration of trial period. Service depends on an operative telematics device, a cellular connection, GPS signal strength, and other factors, all of which can limit service functionality or availability, including access to response center and emergency support. Service subject to change at any time without notice. For service details and limitations, see your *Owner's Manual* or supraconnect.com. To learn about Supra Connect data collection, use, sharing and retention practices, please visit Supra Connect Terms & Conditions. **19.** Available on GR Supra 2.0 and 3.0 w/Safety and Technology Package, 3.0 Premium and A91 Edition. Includes 4-year trial period for Battery Guard and 2 years for Roadside Assistance. Enrollment in paid subscription required upon expiration of trial period. Services depends on an operative telematics device, a cellular connection, and other factors, all of which can limit system functionality or availability. Roadside Assistance does not include parts and fluids, except emergency fuel delivery. Services may vary by region and are subject to change at any time without notice. Data charges may apply. For service details and limitations, see your *Owner's Manual* or www.supraconnect.com. **20.** Available on GR Supra 2.0 and 3.0 w/Safety and Technology Package, 3.0 Premium and A91 Edition. Includes a 4-year trial period. Enrollment in a paid subscription is required upon expiration of trial period. Navigation must be functioning, and destination entered for service to function. Service depends on an operative telematics device, a cellular connection, GPS signal strength, and other factors, all of which can limit system functionality or availability. Services not available in every city or roadway. Use common sense when relying on information provided. Service subject to change at any time without notice. For service details and limitations, see your *Navigation System Owner's Manual* or supraconnect.com. **21.** Available on GR Supra 2.0 and 3.0 w/Safety and Technology Package, 3.0 Premium and A91 Edition. Includes a 4-year trial period. Map updates based on your current North American region. If you relocate to a new region, the user region will be updated automatically after 45 days in that region. You can also visit your Supra dealer to have your map data manually updated, which may be at an additional cost to you. Map updates unavailable upon the expiration of the trial period, after which enrollment in a paid subscription is required, which provides up to 4 map updates per year. Service subject to change at any time without notice. Data charges may apply. For service details and limitations, see your *Navigation System Owner's Manual*. **22.** Available on GR Supra 2.0 and 3.0 w/Safety and Technology Package, 3.0 Premium and A91 Edition. Includes a 4-year trial period. Enrollment in paid subscription required upon expiration of trial period. Service depends on an operative telematics device, a cellular connection, navigation map data, GPS signal strength, and other factors, all of which can limit service functionality or availability, including access to response center and emergency support. Service subject to change at any time without notice. For service details and limitations, see your *Owner's Manual* or supraconnect.com. **23.** Available on GR Supra 2.0 and 3.0 w/Safety and Technology Package, 3.0 Premium and A91 Edition. Apps available only on iOS devices, vary by phone carrier, and are subject to change at any time without notice. Data charges may apply. See supraconnect.com for details. **24.** Qi wireless charging may not be compatible with all mobile phones, MP3/WMA players and like models. When using the wireless charging system, avoid placing metal objects between the wireless charger and the mobile device when charging is active. Doing so may cause metal objects to become hot and could cause burns. **25.** Airbag systems are Supplemental Restraint Systems and are designed to inflate only under certain conditions and in certain types of severe collisions. To decrease the risk of injury from an inflating airbag, always wear seatbelts and sit upright in the middle of the seat as far back as possible. Do not put objects in front of an airbag or around the seatback. Do not use a rearward-facing child seat in any front passenger seat. See *Owner's Manual* for additional limitations and details. **26.** When the system is on, Electric Parking Brake is designed to engage the Parking Brake under limited conditions. It may not hold the vehicle under all conditions. See *Owner's Manual* for additional limitations and details. **27.** The Pre-Collision System is designed to help reduce the crash speed and damage in certain frontal collisions only. It is not a collision-avoidance system and is not a substitute for safe and attentive driving. System effectiveness is dependent on many factors including road, weather and vehicle conditions. See *Owner's Manual* for additional limitations and details. **28.** The Pedestrian Detection system is designed to detect a pedestrian or bicyclist ahead of the vehicle, determine if impact is imminent and help reduce impact speed. It is not a substitute for safe and attentive driving. System effectiveness depends on many factors, such as speed, size and position of pedestrian or bicyclist, and weather, light and road conditions. See *Owner's Manual* for additional limitations and details. **29.** Lane Departure Warning with Steering Assist is designed to read visible lane markers under certain conditions. It provides a visual and audible alert, and slight steering force when lane departure is detected. It is not a collision-avoidance system or a substitute for safe and attentive driving. Effectiveness is dependent on many factors including road, weather and vehicle conditions. See *Owner's Manual* for additional limitations and details.

DISCLOSURES (continued)

30. Automatic High Beams are activated under specific conditions. Factors such as a dirty windshield, weather, lighting and terrain limit effectiveness, requiring the driver to manually operate the high beams. See *Owner's Manual* for additional limitations and details. **31.** The backup camera does not provide a comprehensive view of the rear area of the vehicle and you should also look around the vehicle, using mirrors to confirm rearward clearance. Environmental conditions may limit effectiveness and view may become obscured. See *Owner's Manual* for additional limitations and details. **32.** Vehicle Stability Control is an electronic system designed to help the driver maintain vehicle control under adverse conditions. It is not a substitute for safe and attentive driving practices. Factors including speed, road conditions, weather and driver steering input can all affect whether VSC will be effective in preventing a loss of control. See *Owner's Manual* for additional limitations and details. **33.** Brake Assist is designed to help the driver take advantage of ABS and is not a substitute for safe driving practices. Braking effectiveness also depends on proper vehicle maintenance, tire and road conditions. See *Owner's Manual* for additional limitations and details. **34.** The Tire Pressure Monitor System alerts the driver when tire pressure is critically low. For optimal tire wear and performance, tire pressure should be checked regularly with a gauge; do not rely solely on the monitor system. See *Owner's Manual* for additional limitations and details. **35.** Performance figures are for comparison only and were obtained with prototype vehicles by professional drivers using special safety equipment and procedures. Do not attempt. **36.** Ratings achieved using the required premium unleaded gasoline with an octane rating of 91 or higher for GR Supra 2.0, and an octane rating of 93 or higher for GR Supra 3.0. If premium fuel is not used, performance will decrease. **37.** Ratings achieved using the required premium unleaded gasoline with an octane rating of 91 (AKI) or higher. If premium fuel is not used, performance will decrease. If unleaded gasoline with an octane rating of 91 (AKI) is not available, unleaded gasoline with an octane rating of 89 (AKI) may be used. See *Owner's Manual* for details. **38.** Ratings achieved using the required premium unleaded gasoline with an octane rating of 93 (AKI) or higher. If premium fuel is not used, performance will decrease. If unleaded gasoline with an octane rating of 93 (AKI) is not available, unleaded gasoline with an octane rating of 89 (AKI) may be used. See *Owner's Manual* for details. **39.** Launch Control is not intended for use on public roads or for repeated short-interval use. See *Owner's Manual* for additional limitations and details. **40.** Brembo® is a registered trademark of Freni Brembo SpA. High-friction brakes may require additional maintenance, be louder and have a shorter life than conventional brakes, depending on driving conditions. See the Warranty and Services Guide for more information. **41.** EPA-estimated 22 city/30 hwy/25 combined mpg for 2021 GR Supra 3.0, 3.0 Premium and A91 Edition; EPA estimates for 2021 GR Supra 2.0 not available at time of posting. Use for comparison purposes only. Your mileage will vary for many reasons, including your vehicle's condition and how/where you drive. See www.fueleconomy.gov. **42.** Extra-cost color. **43.** Be sure to obey traffic regulations and maintain awareness of road and traffic conditions at all times. **44.** Do not rely exclusively on the Speed Limit Information (SLI) feature. SLI provides information to the driver when data is available. Effectiveness is dependent on many conditions. Use common sense when using SLI and follow posted speed limit signs. See *Owner's Manual* for additional limitations and details. **45.** Do not rely exclusively on the Blind Spot Monitor. Always look over your shoulder and use your turn signal. There are limitations to the function, detection and range of the monitor. See *Owner's Manual* for additional limitations and details. **46.** Do not rely exclusively on the Rear Cross-Traffic Alert system. Always look over your shoulder and use your mirrors to confirm rear clearance. There are limitations to the function, detection and range of the system. See *Owner's Manual* for additional limitations and details. **47.** The Parking Sensors system is designed to assist drivers in avoiding potential collisions at very slow speeds. Certain vehicle and environmental factors, including an object's shape and composition, may affect the ability of the Parking Sensors system to detect it. Always look around outside the vehicle and use mirrors to confirm clearance. See *Owner's Manual* for additional limitations and details. **48.** ToyotaCare covers normal factory scheduled maintenance for two years or 25,000 miles, whichever comes first. Certain models require a different maintenance schedule as described in their Maintenance Guide. 24-hour Roadside Assistance is also included for two years, unlimited mileage. Roadside Assistance does not include parts and fluids, except emergency fuel delivery. See Toyota dealer for details and exclusions. Valid only in the continental U.S. and Alaska. **49.** Dynamic Radar Cruise Control (DRCC) is designed to assist the driver and is not a substitute for safe and attentive driving practices. System effectiveness is dependent on many factors including road, weather and traffic conditions. See *Owner's Manual* for additional limitations and details. **50.** Available on GR Supra 2.0 and 3.0 w/Safety and Technology Package, 3.0 Premium and A91 Edition. Includes a 4-year trial period. Enrollment in paid subscription required upon expiration of trial period. Services depend on an operative telematics device, a cellular connection, GPS signal strength, and other factors, all of which can limit system functionality or availability. Services subject to change at any time without notice. Data charges may apply. For service details and limitations, see your *Owner's Manual* or supraconnect.com, and to learn about Supra Connect data collection, use, sharing and retention practices, please visit Supra Connect Terms & Conditions. **51.** Genuine Toyota Paint Protection Film by 3M™ is designed for specific sections of the vehicle most prone to chipping and may vary depending on vehicle model. Select applications may require an additional charge. Toyota Genuine Accessory Warranty only applies when installation is performed by a trained Toyota-approved installer. See Toyota dealer for details.

Toyota strives to build vehicles to match customer interest and thus they typically are built with popular options and option packages. Not all options/packages are available separately and some may not be available in all regions of the country. See toyota.com for information about options/packages commonly available in your area. If you would prefer a vehicle without any or with different options, contact your dealer to check for current availability or the possibility of placing a special order. Vehicles shown may be prototypes and/or shown with options. Actual models may vary.

Color(s) depicted may vary based on multiple factors, including ambient lighting and the format in which it is being viewed (e.g., computer, mobile device or print).

Some vehicles are shown with available equipment. Seatbelts should be worn at all times. For details on vehicle specifications, standard features and available equipment in your area, contact your Toyota dealer. A vehicle with particular equipment may not be available at the dealership. Ask your Toyota dealer to help locate a specifically equipped vehicle.

All information presented herein is based on data available at the time of posting, is subject to change without notice and pertains specifically to mainland U.S.A. vehicles only.



For Toyota Mobility program details, go to www.toyota.com/mobility or call the Toyota Customer Assistance Center at 1-800-331-4331