

SERIOUS TRUCKS



CONSTRUCTION

4700	4800	4900	6900
SF SB	SF SB TS	SF SB EX XD TS	XD TS



Serious trucks.™

IT'S YOU AGAINST THE JOB. WE BET ON YOU.



To win, all you need is the right truck, and that truck is the Western Star®. It flat out works, day after day. No excuses. No complaints. That's because this is the work truck that was built to be a work truck. And we have a whole family that can be customized to do whatever you need.


In fact, building trucks exactly how you want them is something we've been doing since the first one came off the line over 50 years ago – each one ready to take on any job with the guts to come back for more. Durable, reliable and rugged. No wonder Stars are the trucks real pros turn to.





A nice place to call work.

The cab of the Western Star is built to make the job easier. Easy to get in and out of. Greater visibility. More legroom. More storage. More space between seats. And a completely new interior. You might feel spoiled. Almost.



START WITH THE RIGHT FOUNDATION.

Western Star gives you a wide selection of choices to create the perfect spec for your application. With several frame rail options and wheelbase lengths available in one-inch increments from 150 inches to over 400, our flexibility is a big reason why we can build the exact truck you need.



STAY IN THE FIELD.

You work your trucks hard, so sometimes they need a little attention. Stars are designed for incredible durability and serviceability, with features like Grade 8 frame fasteners, copper brass radiators, as well as in-cab fuse panels so you can make quick repairs in the field and keep on working.



READY, WILLING AND MORE THAN ABLE.

Western Star trucks are built to perform, with the high-quality components that stand up to the challenge of hard work. Sure, you can buy a cheaper truck. But that only costs you in the long run.


Safe and sound.

Our cabs are built to keep you safe. Bonded instead of riveted, precision welded for strength, then dipped and protected with a multi-stage e-coat process for long-lasting corrosion resistance and a superior paint finish. And for extreme-duty applications, Western Star also offers a severe service cab option with additional reinforcements to withstand anything you can throw at it.



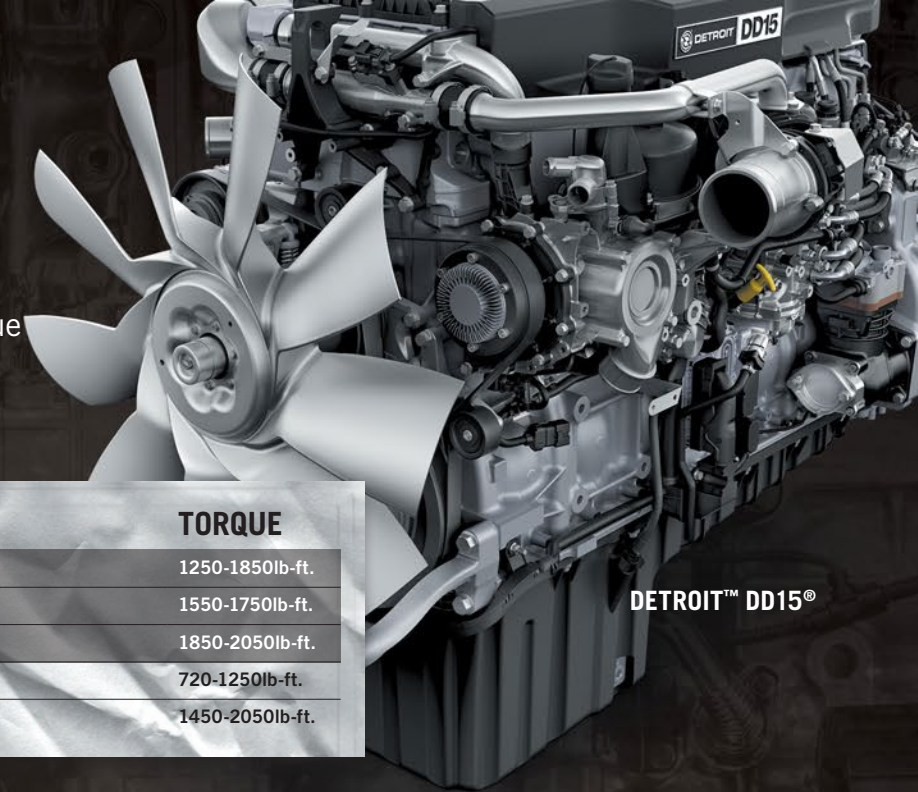
Twin steer and more. Straight from the factory.

With Western Star, you can add factory-installed twin steer or all-wheel drive options, as well as factory drop axles, to create the right truck for your job. You get what you need at a lower cost, all backed by manufacturer support and a single factory warranty. And if you're looking for suggestions, our Customer Application Engineering Department is standing by to help you create the right truck for the job.



To us, close enough just isn't good enough.

When it comes to choosing an engine, close enough should never enter the conversation. So for construction applications, we offer a variety of engines with horsepower and torque ratings to match your job. Getting what you want has never been easier.



ENGINE	HORSEPOWER	TORQUE
DETROIT™ DD13*	350-505	1250-1850lb.-ft.
DETROIT™ DD15*	400-505	1550-1750lb.-ft.
DETROIT™ DD16*	500-600	1850-2050lb.-ft.
CUMMINS L9	260-380	720-1250lb.-ft.
CUMMINS X15	400-605	1450-2050lb.-ft.

DEMAND POWER AND EFFICIENCY.

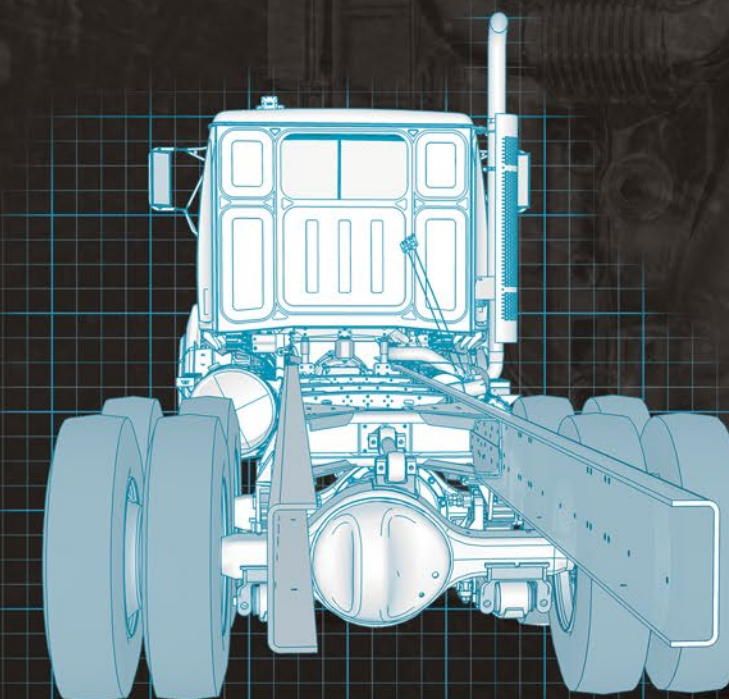
Detroit™ engines are engineered to deliver the excellent power and fuel economy you depend on while still meeting today's efficiency requirements. That's why each engine we build is 2016 OBD (OBD16) Certified and compliant with 2017 Greenhouse Gas (GHG17) regulations. So you can count on a powerplant that will run clean and strong for many miles to come.



BODY BUILDER FRIENDLY.

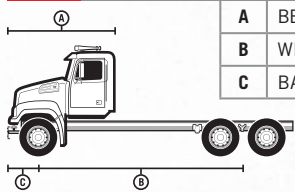
We make trucks with the body builder-specific options that are designed to reduce installation time and ensure years of trouble-free operation. Plus, since we build each truck to your specifications, anything is possible. Pre-punched frame rails, front frame extensions, point-to-point power distribution, ample room between the seats to install controls and the list goes on. Just ask your dealer.

WESTERNSTAR.COM



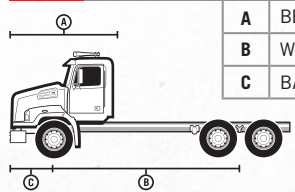
4700

SF SET FORWARD AXLE



A	BBC: 110"
B	WB: Up to 300"
C	BA: 29"

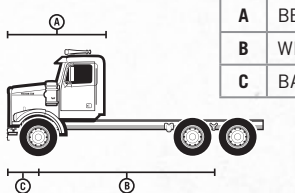
SB SET BACK AXLE



A	BBC: 110"
B	WB: Up to 300"
C	BA: 47"

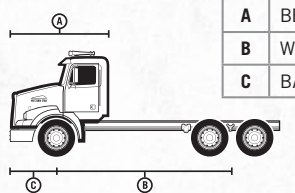
4800

SF SET FORWARD AXLE



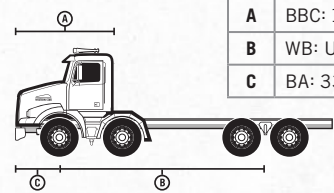
A	BBC: 109"
B	WB: Up to 448"
C	BA: 33"

SB SET BACK AXLE



A	BBC: 109"
B	WB: Up to 448"
C	BA: 50"

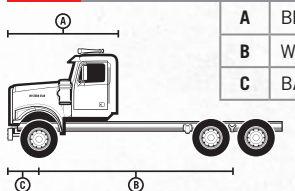
TS TWIN STEER, SF SB



A	BBC: 109"
B	WB: Up to 448"
C	BA: 33"(SF) / 50"(SB)

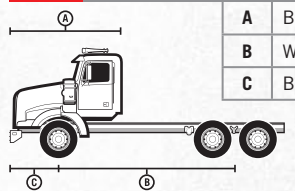
4900

SF SET FORWARD AXLE



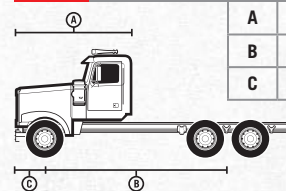
A	BBC: 123"
B	WB: Up to 448"
C	BA: 33"

SB SET BACK AXLE



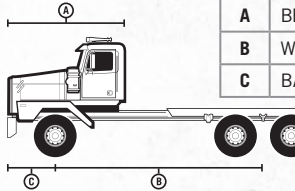
A	BBC: 123"
B	WB: Up to 448"
C	BA: 50"

EX EXTENDED HOOD



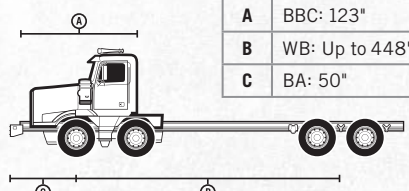
A	BBC: 132"
B	WB: Up to 448"
C	BA: 33"

XD EXTREME DUTY



A	BBC: 123"
B	WB: Up to 448"
C	BA: 50"

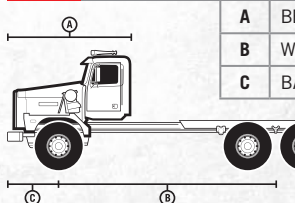
TS TWIN STEER, SB



A	BBC: 123"
B	WB: Up to 448"
C	BA: 50"

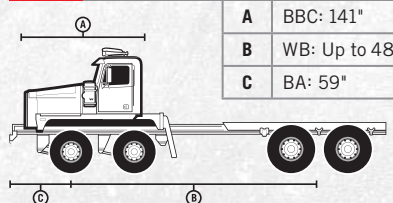
6900

XD EXTREME DUTY



A	BBC: 141"
B	WB: Up to 486"
C	BA: 59"

TS TWIN STEER



A	BBC: 141"
B	WB: Up to 486"
C	BA: 59"

SF SB

Follow us on:    



For the Western Star Dealer nearest you, call 1-866-850-STAR | WESTERNSTAR.COM

WS/MC-B-543. Specifications are subject to change without notice. Western Star Truck Sales, Inc. is registered to ISO 9001:2008 and ISO 14001:2004. Copyright © 2018 Daimler Trucks North America LLC. All rights reserved. Western Star Truck Sales, Inc. is a subsidiary of Daimler Trucks North America LLC, a Daimler company.

DAIMLER | Western Star - A Daimler Group Brand