

2021 FLEET PREVIEW GUIDE



FORD FLEET



FORD FLEET BRAND

FORD MUSTANG

FORD BRONCO

FORD UTILITIES

FORD TRUCKS

FORD VANS & WAGONS

FORD POLICE & SSV

LINCOLN

FORD FLEET SERVICES

COMING SOON
FORD FLEET BRAND

Brand Overview	2
Commercial Vehicles	4
Utility Vehicles	6
Electric Vehicles	8
Law Enforcement Vehicles	10
Performance Vehicles	12
Luxury Vehicles	14
Connectivity	16
Technology	18
Safety Features	20
Ford Co-Pilot360™ Technology & Lincoln Co-Pilot360™ Technology	22
Additional Technology	26
Technology Availability	28



FORD MUSTANG

Lineup Comparison	30
Mustang Fastback & Convertible	32
All-New 2021 Mustang Mach-E	34



COMING SOON
FORD BRONCO

Lineup Comparison	36
All-New 2021 Bronco Sport	38
All-New 2021 Bronco	40



FORD UTILITIES

Lineup Comparison	42
EcoSport	44
Escape	46
Edge	48
Explorer	50
Expedition/Expedition MAX	52



FORD TRUCKS

Lineup Comparison	54
Ranger	56
All-New 2021 F-150	58
F-250/F-350/F-450 Super Duty® Pickup	60
F-350/F-450/F-550 Super Duty Chassis Cab	62
F-600 Super Duty Chassis Cab	64
F-650/F-750 Super Duty Gas	66
F-650/F-750 Super Duty Diesel	68



FORD VANS & WAGONS

Lineup Comparison	70
Transit Connect Cargo Van	72
Transit Connect Passenger Wagon	74
Transit Cargo Van	76
Transit Crew Van	78
Transit Passenger Van	80
Transit Cutaway & Chassis Cab	82
E-Series Cutaway & Stripped Chassis	84



FORD POLICE & SSV

Lineup Comparison	86
Police Interceptor® Utility	88
F-150 Police Responder®	90
F-150 SSV	92
Expedition SSV	94
Transit PTV	96



LINCOLN

Lineup Comparison	98
Corsair	100
Nautilus	102
Aviator	104
Navigator/Navigator L	106



FORD FLEET SERVICES

Services Overview	108
Ford Commercial Solutions	110
Ford Credit & Financial Services	112
Service & Parts	114
Ford Global Fleet	115
Vehicle Special Orders	116
Fleet Advisory Board	117
Contacts	118





	MUSTANG FASTBACK & CONVERTIBLE	MUSTANG MACH-E ALL-ELECTRIC, FASTBACK SUV
Models	EcoBoost® EcoBoost Premium, GT, GT Premium (fastback); EcoBoost, EcoBoost Premium, GT Premium (convertible)	Select, California Route 1, Premium, First Edition, GT
Power Horsepower Torque	2.3L EcoBoost I-4 310 hp @ 5,500 rpm ^{1,2} 350 lb.-ft. @ 3,000 rpm ^{1,2} (Standard on EcoBoost, EcoBoost Premium) 5.0L Ti-VCT V8 460 hp @ 7,000 rpm ^{1,2} 420 lb.-ft. @ 4,600 rpm ^{1,2} (Standard on GT, GT Premium)	Standard Range Battery with RWD 266 hp 317 lb.-ft. Extended Range Battery with RWD 290 hp 317 lb.-ft. Standard Range Battery with AWD 266 hp 428 lb.-ft. Extended Range Battery with AWD 346 hp 428 lb.-ft.
Transmissions	6-speed manual (Standard on EcoBoost, EcoBoost Premium) 6-speed manual with Rev Matching (Standard on GT, GT Premium) 10-speed SelectShift® automatic (Available on all models)	1-speed automatic
Drivetrain	RWD	RWD/AWD
Braking system	4-wheel disc with Anti-Lock Brake System (ABS)	4-wheel disc with Anti-Lock Brake System (ABS)
Airbags	Dual-stage front, driver's knee, glove-box-door-integrated knee and front-seat side (fastback & convertible); side-curtain (fastback)	Dual-stage front, driver's knee, front- and rear-seat side and side-curtain
Length (in.)	188.5	185.6
Wheelbase (in.)	107.1	117.5
Height (in.)	54.3 (fastback); 54.9 (convertible)	64.0 (RWD)/63.9 (AWD)
Seating capacity	4	5
Track (in.) (F/R)	62.4/65.1	64.0/64.0
Head room (in.) (F/R)	37.6/34.8 (fastback); 37.6/35.7 (convertible)	38.9/38.2 (RWD); 40.4/39.3 (AWD)
Leg room (in.) (F/R)	45.1 (max.)/29.0 (fastback); 45.1 (max.)/29.2 (convertible)	43.3 (max.)/38.1
Hip room (in.) (F/R)	54.9/47.4 (fastback); 54.9/43.7 (convertible)	55.4/53.2
Shoulder room (in.) (F/R)	56.3/52.2 (fastback); 56.3/44.7 (convertible)	57.6/55.9
Passenger volume (cu. ft.)	82.8 (fastback); 79.2 (convertible)	101.1 (RWD); 104.5 (AWD)
Cargo volume (cu. ft.)	13.5 (fastback); 11.4 (convertible)	59.7/29.7 (RWD) (behind 1st row/2nd row) 54.7/26.6 (AWD) (behind 1st row/2nd row)
Fuel tank capacity (gal.)	15.5 (I-4); 16.0 (V8)	—
Base curb weight (lbs.)	3,515 (manual)/3,535 (auto) (I-4 fastback); 3,676 (manual)/3,702 (auto) (I-4 convertible); 3,743 (manual)/3,765 (auto) (V8 fastback); 3,934 (manual)/3,950 (auto) (V8 convertible)	4,394 (standard range battery RWD); 4,727 (extended range battery RWD); 4,587 (standard range battery AWD); 4,920 (extended range battery AWD)



Preproduction model shown. Available early 2021.

2021 **MUSTANG**
FASTBACK &
CONVERTIBLE

High-Power Sports Car Class¹

Models: EcoBoost®, EcoBoost Premium,
GT, GT Premium (Fastback);
EcoBoost, EcoBoost Premium,
GT Premium (Convertible)



Mustang EcoBoost Premium Fastback. Race Red. Available equipment.

EXTERIOR COLORS⁴

Oxford White	Grabber Yellow ⁵	Twister Orange Metallic Tri-coat ⁶	Race Red
Rapid Red Metallic Tinted Clearcoat ⁶	Antimatter Blue ^{**}	Velocity Blue [*]	Iconic Silver [*]
Carbonized Gray ^{**}	Shadow Black		

INTERIOR COLORS⁴

Ceramic	Dark Ceramic
Tan	Showstopper Red
Midnight Blue	Ebony

^{*}Metallic.



STANDARD FEATURES

12V powerpoints (2)
AdvanceTrac® electronic stability control
Airbags – Driver’s knee, glove-box-door-integrated knee, front-seat side, and side-curtain airbags (fastback)
Audio – SiriusXM® with 3-month All Access trial subscription (Premium)
Engine – 2.3L EcoBoost I-4 (EcoBoost)
Engine – 5.0L Ti-VCT V8 (GT)
FordPass™ Connect ² with 4G LTE Wi-Fi hotspot capability (enables FordPass App ² features when activated)
Individual Tire Pressure Monitoring System (TPMS; excludes spare)
Intelligent Access with push-button start
LED headlamps with LED signature lighting
Limited-slip rear differential
Mirrors – Power sideview with integrated blind spot mirrors
MyKey®

Personal Safety System™ for driver and front passenger with dual-stage front airbags
Power windows and door locks
Rear sequential light-emitting diode (LED) turn signal lamps
Rear-wheel drive (RWD)
Remote Keyless Entry System
Selectable-effort electronic power-assisted steering
SOS Post-Crash Alert System™
SYNC® with 4.2" LCD screen in center stack
SYNC 3 with 8" LCD capacitive touchscreen with AppLink®, 911 Assist®, Apple CarPlay® compatibility, Android Auto™ compatibility, and 2 smart-charging USB ports (Premium)
Tilt/telescoping steering column
Transmission – 6-speed manual (EcoBoost, EcoBoost Premium)
Transmission – 6-speed manual with Rev Matching (GT, GT Premium)

FORD CO-PILOT360™ TECHNOLOGY

STANDARD FEATURES:

Ford Co-Pilot360 – Auto High-Beam Headlamps • BLIS® (Blind Spot Information System) with Cross-Traffic Alert • Lane-Keeping System (includes Lane-Keeping Assist, Lane-Keeping Alert and Driver Alert System) • Pre-Collision Assist with Automatic Emergency Braking (AEB) (includes Pedestrian Detection, Forward Collision Warning and Dynamic Brake Support) • Rear View Camera • Rain-Sensing Windshield Wipers

AVAILABLE FEATURES

12" LCD instrument cluster with MyColor®
Audio – B&O Sound System
Engine – 2.3L High Performance EcoBoost I-4
Engine block heater
MagneRide® Damping System

Reverse Sensing System
Selectable drive modes with 4-gang toggle switch pack
Transmission – 10-speed SelectShift® automatic with paddle shifters and Remote Start System

AVAILABLE PACKAGES³

2.3L High Performance Package (67E)
Black Accent Package (60G)
California Special Package (54C)
Carbon Sport Interior Package (68C)
EcoBoost Handling Package (60H)
Enhanced Security Package (43S)
Ford Safe and Smart™ Package (77S)

GT Performance Package (67G)
"Over-the-Top" Racing Stripes (47A)
Pony Package (54P)
Premium Plus Package (201A/401A)
Wheel & Stripe Package (60L)

DIMENSIONS & CAPACITIES

	Fastback	Convertible
EXTERIOR (in.)		
Length	188.5	188.5
Wheelbase	107.1	107.1
Width (excluding mirrors)	75.4	75.4
Height	54.3	54.9
INTERIOR (in.)		
Front		
Head room	37.6	37.6
Leg room (max.)	45.1	45.1
Hip room	54.9	54.9
Shoulder room	56.3	56.3
Rear		
Head room	34.8	35.7
Leg room	29.0	29.2
Hip room	47.4	43.7
Shoulder room	52.2	44.7
CAPACITIES (cu. ft.)		
Passenger volume	82.8	79.2
Cargo volume	13.5	11.4
Total interior volume	96.4	90.6
Fuel (gal.)	I-4	15.5
	V8	16.0
Seating	4	4

ENGINES

	2.3L EcoBoost I-4 ⁷	2.3L High Performance EcoBoost ⁷	5.0L Ti-VCT V8 ⁷
Horsepower (hp @ rpm)	310 @ 5,500 ⁸	330 @ 6,000 ⁸	460 @ 7,000 ⁸
Torque (lb.-ft. @ rpm)	350 @ 3,000 ⁸	350 @ 3,000 ⁸	420 @ 4,600 ⁸

EPA-ESTIMATED RATINGS⁹

	2.3L EcoBoost I-4 ⁷	2.3L High Performance EcoBoost ⁷	5.0L Ti-VCT V8 ⁷
6-speed manual transmission	21 city/30 hwy/24 combined mpg (fastback); 20 city/28 hwy/23 combined mpg (convertible)	20 city/27 hwy/23 combined mpg (fastback); 19 city/26 hwy/22 combined mpg (convertible)	15 city/24 hwy/18 combined mpg (fastback); 15 city/24 hwy/18 combined mpg (convertible)
10-speed SelectShift automatic transmission	21 city/32 hwy/25 combined mpg (fastback); 20 city/28 hwy/23 combined mpg (convertible)	20 city/28 hwy/23 combined mpg (fastback); 20 city/27 hwy/23 combined mpg (convertible)	16 city/25 hwy/19 combined mpg (fastback); 16 city/24 hwy/19 combined mpg (convertible)

¹Class is 275+ horsepower large sports cars based on Ford segmentation. ²FordPass Connect, the FordPass App, and complimentary Connected Service are required for remote features (see FordPass Terms for details). Connected service and features depend on compatible AT&T network availability. Evolving technology/cellular networks/vehicle capability may limit functionality and prevent operation of connected features. Connected service excludes Wi-Fi hotspot. FordPass App is available via download and compatible with select smartphone platforms. Message and data rates may apply. ³Visit fleet.ford.com for complete package content. ⁴Available on select series. Restrictions may apply. See your dealer for details. ⁵New for 2021. ⁶Additional charge. ⁷Based on 2020 model-year ratings. ⁸Horsepower and torque based on premium fuel per SAE J1349® standards. Your results may vary. ⁹Actual mileage will vary.

ALL-NEW 2021
MUSTANG MACH-E
ALL-ELECTRIC,
FASTBACK SUV

Class TBD¹

Models: Select, California Route 1,
Premium, First Edition, GT

Preproduction models shown.
Available late 2020.



Mustang Mach-E Premium. Rapid Red. Available equipment.

EXTERIOR COLORS³

Star White Metallic Tri-coat ⁴	Space White [*]	Rapid Red Metallic Tinted Clearcoat ⁴
Grabber Blue	Infinite Blue Metallic Tinted Clearcoat ⁴	Iconic Silver [*]
Carbonized Gray [*]	Shadow Black	

^{*}Metallic.

INTERIOR COLORS³

Light Space Gray	Black Onyx

AVAILABLE PACKAGES⁵

Comfort/Appearance Package (67A)
Comfort/Technology Package (67V)
Ford Co-Pilot360 Active 2.0 (50G)

GT Performance Edition Package (60P)
Interior Protection Package (17P)

DIMENSIONS & CAPACITIES

EXTERIOR (in.)	RWD	AWD	INTERIOR (in.)	RWD	AWD
Length	185.6	185.6	Rear		
Wheelbase	117.5	117.5	Head room	38.2	39.3
Width (excluding mirrors)	74.1	74.1	Leg room	38.1	38.1
Height	64.0	63.9	Hip room	53.2	53.2
			Shoulder room	55.9	55.9
INTERIOR (in.)			CAPACITIES (cu. ft.)		
Front			Passenger volume	101.1	104.5
Head room	38.9	40.4	Cargo volume		
Leg room (max.)	43.3	43.3	Behind front row	59.7	54.7
Hip room	55.4	55.4	Behind rear row	29.7	26.6
Shoulder room	57.6	57.6	Front trunk compartment volume	4.7	4.7
			Seating	5	5

ELECTRIC MOTOR

	Standard Range Battery with RWD	Extended Range Battery with RWD	Standard Range Battery with AWD	Extended Range Battery with AWD
Horsepower (hp)	266	290	266	346
Torque (lb.-ft.)	317	317	428	428

TARGETED EPA-ESTIMATED RANGE⁶

	Standard Range	Extended Range
Battery (kWh)	68	88
Rear-wheel drive (RWD)	At least 230 miles	At least 300 miles
All-wheel drive (AWD)	At least 210 miles	At least 270 miles
All-wheel drive (AWD) (GT)	—	At least 250 miles

STANDARD FEATURES

10.2" Digital Cluster Screen	Mirrors – Power, heated sideview with Pony projection lamps and integrated LED turn signal indicators
12V powerpoints (2)	MyKey [®]
AC/DC Fast Charging	Personal Safety System™ for driver and front passenger with dual-stage front airbags
Airbags – Driver's knee, front- and rear-seat side, and side-curtain airbags	Phone As A Key
Audio – SiriusXM [®] with 3-month All Access trial subscription	Rear sequential light-emitting diode (LED) turn signal lamps
Battery – High-Voltage Standard Range	Rear-wheel drive (RWD) – Primary electric motor (rear)
Dual-zone electronic automatic temperature control	Selectable drive modes: Engage, Whisper and Unbridled
E-Latch door handles with push-button open	SYNC [®] 4 with 15.5" LCD capacitive touchscreen with AppLink [®] , 911 Assist [®] , Apple CarPlay [®] compatibility, Android Auto™ compatibility, and 4 smart-charging USB ports
Enhanced Memory – Save settings for driver display, audio, navigation and driver-assist technologies	Tilt/telescoping steering column
FordPass™ Connect ² with 4G LTE Wi-Fi hotspot capability (enables FordPass App ² features when activated)	Transmission – 1-speed automatic
Individual Tire Pressure Monitoring System (TPMS)	
Intelligent Access with push-button start	
LED reflector headlamps with courtesy delay and wiper-activation	

FORD CO-PILOT360™ TECHNOLOGY







STANDARD FEATURES:

Audible Vehicle Alert System
Autolamp Automatic On/Off Headlamps
Ford Co-Pilot360 2.0 – Auto High-Beam Headlamps • BLIS [®] (Blind Spot Information System) with Cross-Traffic Alert • Lane-Keeping System (includes Lane-Keeping Assist, Lane-Keeping Alert and Driver Alert System) • Pre-Collision Assist with Automatic Emergency Braking (AEB) (includes Pedestrian Detection, Forward Collision Warning and Dynamic Brake Support) • Post-Collision Braking • Rear View Camera • Reverse Brake Assist • Reverse Sensing System
Ford Co-Pilot360 Assist 2.0 – Intelligent Adaptive Cruise Control with Stop & Go, Lane Centering and Speed Sign Recognition • Evasive Steering Assist • Voice-Activated Touchscreen Navigation System
Forward Sensing System

AVAILABLE FEATURES

360-Degree Camera with Split-View Display and front washer	Battery – Extended Range
All-wheel drive (AWD) – Primary electric motor (rear)/secondary electric motor (front)	Panoramic Fixed-Glass Roof with Infrared Reflective (IRR) windshield
Audio – B&O Sound System	

¹Based on Ford segmentation. ²FordPass Connect, the FordPass App, and complimentary Connected Service are required for remote features (see FordPass Terms for details). Connected service and features depend on compatible AT&T network availability. Evolving technology/cellular networks/vehicle capability may limit functionality and prevent operation of connected features. Connected service excludes Wi-Fi hotspot. FordPass App is available via download and compatible with select smartphone platforms. Message and data rates may apply. ³Available on select series. Restrictions may apply. See your dealer for details. ⁴Additional charge. ⁵Visit fleet.ford.com for complete package content. ⁶Based on full charge. Actual range varies with conditions such as external elements, driving behaviors, vehicle maintenance, and lithium-ion battery age. Final EPA-estimated ratings available in the 2020 calendar year.

						
	ECOSPORT	ESCAPE	EDGE ⁵	EXPLORER	EXPEDITION	EXPEDITION MAX
Models	S, SE, SES, Titanium	S, SE, SEL, Titanium	SE, SEL, ST-Line, Titanium, ST	Explorer, XLT, Limited, ST, Platinum	XL, XLT, Limited, King Ranch, [®] Platinum	XL, XLT, Limited, King Ranch, Platinum
Engines	1.0L EcoBoost [®] I-3 123 @ 6,000 125 @ 3,500 (Standard on S, SE, Titanium)	1.5L EcoBoost I-3 181 @ 6,000 ³ 190 @ 3,000 ³ (Standard on S, SE, SEL)	2.0L EcoBoost I-4 250 @ 5,500 ³ 280 @ 3,000 ³ (Standard on SE, SEL, ST-Line, Titanium)	2.3L EcoBoost I-4 300 @ 5,500 ³ 310 @ 3,500 ³ (Standard on Explorer, XLT, Limited)	3.5L EcoBoost V6 375 @ 5,000 470 @ 3,500 (Standard on XL, XLT, Limited, King Ranch)	3.5L EcoBoost V6 375 @ 5,000 470 @ 3,500 (Standard on XL, XLT, Limited, King Ranch)
Horsepower (hp @ rpm) ¹	2.0L I-4 166 @ 6,500 149 @ 4,500 (Standard on SES; available on S, SE, Titanium)	2.0L EcoBoost I-4 250 @ 5,500 ³ 280 @ 3,000 ³ (Available on SEL, Titanium)	2.7L EcoBoost V6 335 @ 5,500 ³ 380 @ 3,250 ³ (Standard on ST)	3.0L EcoBoost V6 365 @ 5,500 ³ ; 400 @ 5,500 ³ (ST) 380 @ 3,500 ³ ; 415 @ 3,500 ³ (ST) (Standard on ST, Platinum)	3.5L EcoBoost V6 Platinum Series 400 @ 5,000 ³ 480 @ 3,250 ³ (Standard on Platinum)	3.5L EcoBoost V6 Platinum Series 400 @ 5,000 ³ 480 @ 3,250 ³ (Standard on Platinum)
Torque (lb.-ft. @ rpm) ¹	2.5L I-4 Hybrid 200 @ 6,250 ⁴ 155 @ 4,500 (Standard on Titanium; available on SE, SEL)	2.5L I-4 Hybrid 200 @ 6,250 ⁴ 155 @ 4,500 (Standard on Titanium; available on SE, SEL)	3.3L V6 Hybrid 318 @ 6,500 ⁴ 322 @ 2,500 ⁴ (Available on Limited)	3.3L V6 Hybrid 318 @ 6,500 ⁴ 322 @ 2,500 ⁴ (Available on Limited)	3.3L Ti-VCT V6 FFV 285 @ 6,500 260 @ 4,000 (Available on Explorer; fleet only)	
Transmissions	6-speed SelectShift [®] automatic	8-speed automatic; eCVT (Hybrid)	8-speed automatic	10-speed SelectShift automatic	10-speed SelectShift automatic	10-speed SelectShift automatic
Drivetrains	FWD/Intelligent 4WD	FWD/Intelligent AWD	FWD/Intelligent AWD	RWD/Intelligent 4WD	RWD/4WD	RWD/4WD
Braking system	4-wheel disc with Anti-Lock Brake System (ABS)	4-wheel disc with Anti-Lock Brake System (ABS)	4-wheel disc with Anti-Lock Brake System (ABS)	4-wheel disc with Anti-Lock Brake System (ABS)	4-wheel disc with Anti-Lock Brake System (ABS)	4-wheel disc with Anti-Lock Brake System (ABS)
Airbags	Dual-stage front, driver and front-passenger knee, front-/rear-seat side, and Safety Canopy [®] System	Dual-stage front, driver's knee, front-seat side, and Safety Canopy System	Dual-stage front, driver and front-passenger knee, front-seat side, and Safety Canopy System	Dual-stage front, driver and front-passenger knee, front-seat side, and 3-row Safety Canopy System	Dual-stage front, front-seat side, and 3-row Safety Canopy System	Dual-stage front, front-seat side, and 3-row Safety Canopy System
Length (in.)	161.3	180.5	188.8	198.8 (199.3 ST)	210.0	221.9
Wheelbase (in.)	99.2	106.7	112.2	119.1	122.5	131.6
Width (including mirrors) (in.)	81.0	85.6	85.8	89.3	93.4	93.4
Height (in.)	64.8 (4x2); 65.1 (4x4)	66.1	68.3	69.9 (RWD); 70.2 (4WD)	76.6 (4x2); 76.4 (4x4)	76.4 (4x2); 76.2 (4x4)
Seating capacity	5	5	5	6, 7	5, 7, 8	7, 8
Track (in.) (F/R)	59.8/59.7	62.4/61.8	64.8/64.7	66.9/66.9	67.6/67.2	67.6/67.2
Head room (in.) (F/R)	39.6/37.5	40.0/39.3	40.2/40.3	40.7/40.5 (38.9, 3rd row)	42.0 (max.)/40.0 (37.3, 3rd row)	42.0 (max.)/40.0 (37.4, 3rd row)
Leg room (in.) (F/R)	42.9 (max.)/36.7	42.4 (max.)/38.8 (40.7 [max.])	42.6 (max.)/40.6	43.0 (max.)/39.0 (32.2, 3rd row)	43.9 (max.)/41.5 (36.1, 3rd row)	43.9 (max.)/41.5 (36.1, 3rd row)
Hip room (in.) (F/R)	51.6/50.9	55.2/53.3	55.9/57.5	59.2/59.1 (40.9, 3rd row)	62.2/62.6 (51.4, 3rd row)	62.2/62.6 (51.4, 3rd row)
Shoulder room (in.) (F/R)	53.3/51.3	57.6/56.0	60.3/60.5	61.8/61.9 (54.6, 3rd row)	64.9/64.8 (64.2, 3rd row)	64.9/64.8 (64.3, 3rd row)
Passenger volume (cu. ft.)	91.1	104.0	113.9	152.7	171.9	172.0
Cargo volume (cu. ft.) (behind 1st row/2nd row)	50.0/20.9	65.4/33.5 (37.5 [max.])	73.4/39.2	87.8/47.9 (18.2, ⁶ 3rd row)	104.6/57.5 (19.3, 3rd row)	121.5/73.3 (34.3, 3rd row)
Fuel tank capacity (gal.)	13.6	14.7 (1.5L); 15.8 (2.0L); 14.2 (2.5L Hybrid)	18.4 (FWD); 18.5 (AWD)	17.9 (2.3L); 20.2 (3.0L); 18.0 (3.3L Hybrid); 20.2 (3.3L V6)	23.0	28.0
Base curb weight (lbs.)	3,020 (1.0L EcoBoost FWD); 3,300 (2.0L 4WD)	TBD (1.5L EcoBoost FWD); TBD (1.5L EcoBoost AWD); TBD (2.0L EcoBoost FWD); TBD (2.0L EcoBoost AWD); TBD (2.5L Hybrid FWD); TBD (2.5L Hybrid AWD)	3,928 (FWD); 4,081 (AWD)	4,345 (2.3L EcoBoost RWD); 4,437 (2.3L EcoBoost 4WD); 4,701 (3.0L EcoBoost 4WD); 4,969 (3.3L Hybrid RWD); 5,076 (3.3L Hybrid 4WD)	5,443 (4x2); 5,692 (4x4)	5,544 (4x2); 5,793 (4x4)
Trailer towing (max. lbs.) ²	2,000	3,500	3,500	5,600	9,300	9,000



¹Based on 2020 model-year ratings. ²When equipped with available tow package. See your Ford Dealer for complete details. ³Horsepower and torque ratings based on premium fuel per SAE J1349[®] standard. Your results may vary. ⁴Calculated via combined performance of the engine and electric motor(s) with peak battery power. The calculations utilize SAE J1349 engine results and Ford electric motor dyno testing. Your results may vary. ⁵2020 model year. ⁶Including rear seat well.

2021 ECOSPORT

Mini Utilities Class¹
Models: S, SE, SES, Titanium



EcoSport SE. Race Red. Available equipment.

EXTERIOR COLORS³

White Platinum Metallic Tri-coat⁴

Diamond White⁵

Luxe Yellow⁵

Race Red

Ruby Red Metallic Tinted Clearcoat⁴

Lightning Blue*

Blue*⁵

Moondust Silver*

Smoke*

Shadow Black

*Metallic.

INTERIOR COLORS³

Medium Light Stone

Medium Stone

Ebony



STANDARD FEATURES

- 12V powerpoints (2)
- AdvanceTrac[®] with RSC[®] (Roll Stability Control[™])
- Airbags – Driver and front-passenger knee, front-/rear-seat side, and Safety Canopy[®] System with side-curtain airbags and rollover sensor
- Audio – SiriusXM[®] with 3-month All Access trial subscription (SE, SES, Titanium)
- Auto Start-Stop Technology
- Battery saver
- Daytime running lamps (configurable)
- Easy Fuel[®] capless fuel filler
- Engine – 1.0L EcoBoost[®] I-3 (S, SE, Titanium)
- Engine – 2.0L I-4 (SES)
- FordPass[™] Connect² with 4G LTE Wi-Fi hotspot capability (enables FordPass App² features when activated)
- Front-wheel drive (FWD) (S, SE, Titanium)
- Head restraints and 3-point safety belts on all 5 seating positions
- Illuminated Entry System
- Intelligent 4-wheel drive (4WD) (SES)
- Intelligent Access with push-button start (SE, SES, Titanium)
- Mirrors – Power sideview

- MyKey[®]
- Personal Safety System[™] for driver and front passenger with dual-stage front airbags
- Power windows and door locks
- Remote Keyless Entry System with 2 integrated keyhead transmitter remotes (S)
- Seats – Front buckets
- Seat – Rear 60/40 split fold-flat bench
- SecuriLock[®] Passive Anti-Theft System (S)
- SOS Post-Crash Alert System[™]
- Steering wheel-mounted cruise control
- SYNC[®] with 4.2" LCD screen in center stack with AppLink[®], 911 Assist[®] and 2 smart-charging USB ports (S)
- SYNC 3 with 8" LCD capacitive touchscreen with AppLink, 911 Assist, Apple CarPlay[®] compatibility, Android Auto[™] compatibility, and 2 smart-charging USB ports (SE, SES, Titanium)
- Tilt/telescoping steering column
- Tire Pressure Monitoring System (TPMS; excludes spare)
- Transmission – 6-speed SelectShift[®] automatic
- Wipers – Intermittent front and rear with washer

FORD CO-PILOT360[™] TECHNOLOGY

STANDARD FEATURES:

- Autolamp (Automatic On/Off Headlamps)
- Hill Start Assist
- Rear View Camera

AVAILABLE FEATURES

- 110V/150W AC power outlet
 - BLIS[®] (Blind Spot Information System) with Cross-Traffic Alert
 - Engine – 2.0L I-4
 - Engine block heater
 - Fog lamps
 - Front and rear molded splash guards
 - Heated steering wheel
 - Intelligent 4-wheel drive (4WD)
 - Keyless entry keypad
 - Leather-wrapped steering wheel and shift knob
- Overlander decal (hood, side doors and tailgate)
 - Power moonroof with shade
 - Privacy glass (rear doors, rear quarter windows and swing gate window)
 - Rain-Sensing Windshield Wipers
 - Remote Start System
 - Reverse Sensing System
 - Roof-rack side rails
 - Voice-Activated Touchscreen Navigation System
 - Windshield wiper de-icer

AVAILABLE PACKAGES⁶

Cargo Management Package	SE Appearance Package (47A)
Interior Protection Package (502)	SE Convenience Package (47B)

DIMENSIONS & CAPACITIES

EXTERIOR (in.)			INTERIOR (in.)	
Length			Rear	
Wheelbase			Head room	
Width			Leg room	
			Hip room	
			Shoulder room	
Height			CAPACITIES (cu. ft.)	
Lift-in height			Cargo volume	
			Fuel (gal.)	
			Seating	

ENGINES

	1.0L EcoBoost I-3	2.0L I-4
Horsepower (hp @ rpm)	123 @ 6,000	166 @ 6,500
Torque (lb.-ft. @ rpm)	125 @ 3,500	149 @ 4,500

¹Based on Ford segmentation. ²FordPass Connect, the FordPass App, and complimentary Connected Service are required for remote features (see FordPass Terms for details). Connected service and features depend on compatible AT&T network availability. Evolving technology/cellular networks/vehicle capability may limit functionality and prevent operation of connected features. Connected service excludes Wi-Fi hotspot. FordPass App is available via download and compatible with select smartphone platforms. Message and data rates may apply. ³Available on select series. Restrictions may apply. ⁴Additional charge. ⁵Late availability. ⁶Visit fleet.ford.com for complete package content.


2021 ESCAPE

Non-Premium Compact Utility Class¹
Models: S, SE, SEL, Titanium




Escape S. Iconic Silver. Available equipment.

EXTERIOR COLORS³



INTERIOR COLORS³



*Metallic.



STANDARD FEATURES

- 12V powerpoints (3 on S; 2 on SE, SEL, Titanium)
- AdvanceTrac[®] with RSC[®] (Roll Stability Control[™])
- Airbags – Driver’s knee, front-seat side, and Safety Canopy[®] System with side-curtain airbags and rollover sensor
- Audio – SiriusXM[®] with 3-month All Access trial subscription (SE, SEL, Titanium)
- Easy Fuel[®] capless fuel filler
- Engine – 1.5L EcoBoost[®] I-3 with Auto Start-Stop Technology (S, SE, SEL)
- Engine – 2.5L Atkinson-cycle I-4 Hybrid (Titanium)
- FordPass[™] Connect² with 4G LTE Wi-Fi hotspot capability (enables FordPass App² features when activated)
- Front-wheel drive (FWD)
- Intelligent Access with push-button start (SE, SEL, Titanium)
- MyKey[®]
- Personal Safety System[™] for driver and front passenger with dual-stage front airbags

- Remote Start System (SEL, Titanium)
- Rotary Gear Shift Dial
- Seats – Heated front (SEL, Titanium)
- Seats – Rear 60/40 split fold-flat sliding bench
- SecuriLock[®] Passive Anti-Theft System (S, SE)
- Selectable Drive Modes
- SOS Post-Crash Alert System[™]
- SYNC[®] 3 with 4.2" LCD screen in center stack with AppLink[®], 911 Assist[®], Apple CarPlay[®] compatibility, Android Auto[™] compatibility, and 2 smart-charging USB ports (S)
- SYNC 3 with 8" LCD capacitive touchscreen with AppLink, 911 Assist, Apple CarPlay compatibility, Android Auto compatibility, and 2 smart-charging USB ports (SE, SEL, Titanium)
- Tilt/telescoping steering column
- Tire Pressure Monitoring System (excludes spare, if equipped)
- Transmission – 8-speed automatic (S, SE, SEL)
- Transmission – eCVT (Titanium)

FORD CO-PILOT360[™] TECHNOLOGY

STANDARD FEATURES:

Ford Co-Pilot360 – Auto High-Beam Headlamps • BLIS[®] (Blind Spot Information System) with Cross-Traffic Alert • Lane-Keeping System (includes Lane-Keeping Assist, Lane-Keeping Alert and Driver Alert System) • Pre-Collision Assist with Automatic Emergency Braking (AEB) (includes Pedestrian Detection, Forward Collision Warning and Dynamic Brake Support) • Rear View Camera Post-Collision Braking

AVAILABLE FEATURES

- Cargo mat
- Easy Access Cargo Shade
- Engine – 2.0L EcoBoost I-4 with Auto Start-Stop Technology; includes 8-speed SelectShift[®] automatic transmission (SEL, Titanium)
- Engine – 2.5L Atkinson-cycle I-4 Hybrid (SE, SEL)
- Engine – 2.5L I-4 Plug-in Hybrid (SE, SEL, Titanium)
- Engine block heater
- Floor liners
- Intelligent all-wheel drive (AWD)
- Mini space-saver spare

- Panoramic Vista Roof[®]
- Remote Start System
- Roof-rail crossbars

FLEET EXCLUSIVES

- Daytime running lamps (non-configurable)
- Decal options
- Privacy glass on rear doors, rear quarter windows and liftgate (S)
- Reverse Sensing System (S)

AVAILABLE PACKAGES⁵

- Class II Trailer Tow Package (536)
- Cold Weather Package (86C)
- Convenience Package (86B)
- Ford Co-Pilot360 Assist+ (68B)
- SE Sport Appearance Package (62Q)

- SEL Stealth AWD Package (62L)
- Technology Package (86D)
- Titanium Elite Package (624)

DIMENSIONS & CAPACITIES

EXTERIOR (in.)		
Length		180.5
Wheelbase		106.7
Width	Excluding mirrors	74.1
	Including mirrors	85.6
	Mirrors folded	78.7
Height (max.)		66.1
Lift-in height		28.1
Cargo rear opening height		30.4
Cargo rear opening width – Lower		42.1
INTERIOR (in.)		
Front		
Head room		40.0
Leg room (max.)		42.4
Hip room		55.2
Shoulder room		57.6

INTERIOR (in.)		
Rear		
Head room		39.3
Leg room		38.8 (40.7 max.)
Hip room		53.3
Shoulder room		56.0
CAPACITIES (cu. ft.)		
Cargo volume	Behind front row	65.4
	Behind rear row	33.5 (37.5 max.)
Fuel (gal.)	1.5L EcoBoost	14.8/15.7 (FWD/AWD)
	2.0L EcoBoost	15.7
	2.5L Hybrid	14.2
	2.5L Plug-in Hybrid	11.0
Seating		5

Dimensions shown for base trim level with FWD. Dimensions may vary by model.

ENGINES

	1.5L EcoBoost I-3	2.0L EcoBoost I-4	2.5L I-4 Hybrid	2.5L I-4 Plug-in Hybrid
Horsepower (hp @ rpm)	181 @ 6,000 ⁶	250 @ 5,500 ⁶	200 @ 6,250 ⁷	221 @ 6,250 ⁷
Torque (lb.-ft. @ rpm)	190 @ 3,000 ⁶	280 @ 3,000 ⁶	155 @ 4,500	155 @ 4,500

¹Based on Ford segmentation. ²FordPass Connect, the FordPass App, and complimentary Connected Service are required for remote features (see FordPass Terms for details). Connected service and features depend on compatible AT&T network availability. Evolving technology/cellular networks/vehicle capability may limit functionality and prevent operation of connected features. Connected service excludes Wi-Fi hotspot. FordPass App is available via download and compatible with select smartphone platforms. Message and data rates may apply. ³Available on select series. Restrictions may apply. See your dealer for details. ⁴Additional charge. ⁵Visit fleet.ford.com for complete package content. ⁶Horsepower and torque ratings based on premium fuel per SAE J1349[®] standard. Your results may vary. ⁷Calculated via combined performance of the engine and electric motor(s) with peak battery power. The calculations utilize SAE J1349 engine results and Ford electric motor dyno testing. Your results may vary.

2020 **EDGE**

Midsize Utilities Class¹
Models: SE, SEL, ST-Line, Titanium, ST



Edge SE. Rapid Red. Available equipment.

EXTERIOR COLORS³

Star White Metallic Tri-coat ⁴	Oxford White	Desert Gold*	Rapid Red Metallic Tinted Clearcoat ⁴
Burgundy Velvet Metallic Tinted Clearcoat ⁴	Dark Persian Green	*Atlas Blue*	Ford Performance Blue*
Iconic Silver*	Magnetic*	Agate Black*	*Metallic.

INTERIOR COLORS³

Medium Soft Ceramic	Dune
Ebony	



STANDARD FEATURES

12V powerpoints (4)	Individual Tire Pressure Monitoring System (TPMS; excludes spare)
AdvanceTrac [®] with RSC [®] (Roll Stability Control [™]) and Curve Control	Intelligent Access with push-button start
Airbags – Driver's knee, glove-box-door-integrated knee, front-seat side, and Safety Canopy [®] System with side-curtain airbags and rollover sensor	Intelligent all-wheel drive (AWD) (ST)
Audio – SiriusXM [®] with 3-month All Access trial subscription	Mirrors – Power sideview
Auto Start-Stop Technology	MyKey [®]
Cargo Management System	Personal Safety System [™] for driver and front passenger with dual-stage front airbags
Dual-zone electronic automatic temperature control	Power windows with front one-touch-up/-down feature
Easy Fuel [®] capless fuel filler	Seat – Rear 60/40 split fold-flat with manually reclining seat backs and folding center armrest
Engine – 2.0L EcoBoost [®] I-4 (SE, SEL, Titanium)	SOS Post-Crash Alert System [™]
Engine – 2.7L EcoBoost V6 (ST)	SYNC [®] 3 with 8" LCD capacitive touchscreen with AppLink [®] , 911 Assist [®] , Apple CarPlay [®] compatibility, Android Auto [™] compatibility, and 2 smart-charging USB ports
FordPass [™] Connect ² with 4G LTE Wi-Fi hotspot capability (enables FordPass App ² features when activated)	Tilt/telescoping steering column
Front-wheel drive (FWD) (SE, SEL, Titanium)	Transmission – 8-speed automatic

FORD CO-PILOT360[™] TECHNOLOGY

STANDARD FEATURES:
Autolamp (Automatic On/Off Headlamps)
Ford Co-Pilot360 – Auto High-Beam Headlamps • BLIS [®] (Blind Spot Information System) with Cross-Traffic Alert • Lane-Keeping System (includes Lane-Keeping Assist, Lane-Keeping Alert and Driver Alert System) • Pre-Collision Assist with Automatic Emergency Braking (AEB) (includes Pedestrian Detection, Forward Collision Warning and Dynamic Brake Support) • Rear View Camera
Hill Start Assist
Rain-Sensing Windshield Wipers

AVAILABLE FEATURES

Adaptive Cruise Control with Stop-and-Go and Lane Centering	Power panoramic Vista Roof [®]
Engine block heater	Remote Start System
Enhanced Active Park Assist with parallel park; Park Out Assist; Reverse Perpendicular Parking; and Forward, Reverse, and Side Sensing Systems	Seats – Heated and cooled front
Evasive Steering Assist	Seats – Heated rear outboard
Front 180-Degree Camera with Washer	Voice-Activated Touchscreen Navigation System
Front and rear floor liners	Windshield wiper de-icer
Hands-free, foot-activated liftgate	Wireless charging pad
Heated steering wheel	
Intelligent all-wheel drive (AWD) (SE, SEL, Titanium)	

FLEET EXCLUSIVES

110V/150W AC power outlet
LED daytime running lamps (non-configurable)
Universal garage door opener

AVAILABLE PACKAGES⁵

Cargo Accessory Package (60A)
Class II Trailer Tow Prep Package with Trailer Sway Control (53G)
Cold Weather Package (55C)
Convenience Package (51G)
Ford Co-Pilot360 Assist+ (67D)

ST Performance Brake Package (66P)
Titanium Appearance Package (51E)

FLEET EXCLUSIVE

SE Fleet Driver's Package (51F)

DIMENSIONS & CAPACITIES

EXTERIOR (in.)		
Length		188.8
Wheelbase		112.2
Width	Excluding mirrors	75.9
	Including mirrors	85.8
Height		68.3
Lift-in height		29.6
Cargo rear opening height		31.3
Cargo rear opening width at floor		46.4
INTERIOR (in.)		
Front		
Head room		40.2
Leg room (max.)		42.6
Hip room		55.9
Shoulder room		60.3

INTERIOR (in.)		
Rear		
Head room		40.3
Leg room		40.6
Hip room		57.5
Shoulder room		60.5
CAPACITIES (cu. ft.)		
Cargo volume	Behind front row	73.4
	Behind rear row	39.2
Fuel (gal.)	FWD	18.4
	AWD	18.5
Seating		5

ENGINES

	2.0L EcoBoost I-4	2.7L EcoBoost V6
Horsepower (hp @ rpm)	250 @ 5,500 ⁶	335 @ 5,500 ⁶
Torque (lb.-ft. @ rpm)	280 @ 3,000 ⁶	380 @ 3,250 ⁶

¹Based on Ford segmentation. ²FordPass Connect, the FordPass App, and complimentary Connected Service are required for remote features (see FordPass Terms for details). Connected service and features depend on compatible AT&T network availability. Evolving technology/cellular networks/vehicle capability may limit functionality and prevent operation of connected features. Connected service excludes Wi-Fi hotspot. FordPass App is available via download and compatible with select smartphone platforms. Message and data rates may apply. ³Available on select series. Restrictions may apply. See your dealer for details. ⁴Additional charge. ⁵Visit fleet.ford.com for complete package content. ⁶Horsepower and torque ratings based on premium fuel per SAE J1349[®] standard. Your results may vary.

2021 **EXPLORER**

Large Utilities Class¹
Models: Explorer, XLT, Limited,
ST, Platinum



Explorer Platinum. Oxford White. Available equipment.

EXTERIOR COLORS³

Star White Metallic Tri-coat ⁴	Oxford White	Rapid Red Metallic Tinted Clearcoat ⁴	Atlas Blue*
Infinite Blue Metallic Tinted Clearcoat ⁴	Iconic Silver*	Stone Gray*	Carbonized Gray*
Agate Black*	*Metallic.		

INTERIOR COLORS³

Light Sandstone	Sandstone
Light Slate	Ebony



STANDARD FEATURES

12V powerpoints (5)
AdvanceTrac® with RSC® (Roll Stability Control™) and Curve Control
Airbags – Driver and front-passenger knee, front-seat side, and 3-row Safety Canopy® System with side-curtain airbags and rollover sensor
Audio – SiriusXM® with 3-month All Access trial subscription
Auto Start-Stop Technology
Configurable daytime running lamps
EcoCoach (efficient driving coach)
Engine – 2.3L EcoBoost® I-4
FordPass™ Connect ² with 4G LTE Wi-Fi hotspot capability (enables FordPass App ² features when activated)
Individual Tire Pressure Monitoring System (TPMS; excludes spare)
LED headlamps and taillamps
Mirrors – Power sideview
MyKey®
Personal Safety System™ for driver and front passenger with dual-stage front airbags

Power liftgate
Power windows and door locks with one-touch-down front-window feature
Rear-wheel drive (RWD)
Remote Keyless Entry System
Seat – 8-way power driver's
Seats – 1st-row captain's chairs
Seats – 2nd-row 40/20/40 split fold-flat
Seats – 3rd-row 50/50 split fold-flat
SecuriLock® Passive Anti-Theft System
SOS Post-Crash Alert System™
Steering wheel-mounted cruise, audio and SYNC® controls
SYNC 3 with 8" LCD capacitive touchscreen with AppLink® 911 Assist® Apple CarPlay® compatibility, Android Auto™ compatibility, and 2 smart-charging USB ports
Transmission – 10-speed SelectShift® automatic
Tri-zone electronic automatic temperature control

FORD CO-PILOT360™ TECHNOLOGY

STANDARD FEATURES:

Autolamp (Automatic On/Off Headlamps)	
Ford Co-Pilot360 – Auto High-Beam Headlamps • BLIS® (Blind Spot Information System) with Cross-Traffic Alert • Lane-Keeping System (includes Lane-Keeping Assist, Lane-Keeping Alert and Driver Alert System) • Pre-Collision Assist with Automatic Emergency Braking (AEB) (includes Pedestrian Detection, Forward Collision Warning and Dynamic Brake Support) • Rear View Camera	
Hill Start Assist	Reverse Sensing System
Post-Collision Braking	Trailer Sway Control

AVAILABLE FEATURES

2nd-row sunblinds
10.1" LCD portrait touchscreen
360-Degree Camera
Active Park Assist 2.0
Adaptive Cruise Control with Stop & Go and Lane Centering
Dual 2nd-row smart-charging USB ports
Engine – 3.3L V6 Hybrid
Engine – 3.0L EcoBoost V6
Engine block heater
Forward Sensing System
Hands-free, foot-activated liftgate
Heated steering wheel
Intelligent 4-wheel drive (4WD) with Terrain Management System™ and Hill Descent Control™

Intelligent Access with push-button start
Michelin® Selfseal® tires
Power-tilt/-telescoping steering column
Rain-Sensing Windshield Wipers
Reverse Brake Assist
Seats – 2nd-row captain's chairs
Twin-panel moonroof
Windshield wiper de-icer
Wireless charging pad

FLEET EXCLUSIVES

Daytime running lamps (non-configurable)
Engine – 3.3L Ti-VCT V6 FFV

AVAILABLE PACKAGES⁵

Class III Trailer Tow Package (52T)	ST High Performance Pack (68T)
Ford Co-Pilot360 Assist+ (67D)	ST Street Pack (68S)
Premium Technology Package (65P)	XLT Sport Appearance Package (68M)

DIMENSIONS & CAPACITIES

EXTERIOR (in.)		INTERIOR (in.)	
Length		2nd Row	
Wheelbase		Head room	40.5
Width	Excluding mirrors	Leg room	39.0
	Including mirrors	Hip room	59.1
	Mirrors folded	Shoulder room	61.9
Height (RWD/4WD)		3rd Row	
Minimum running ground clearance (RWD/4WD)		Head room	38.9
Lift-in height (RWD/4WD)		Leg room	32.2
Cargo rear opening height		Hip room	40.9
Cargo rear opening width at floor		Shoulder room	54.6
INTERIOR (in.)		CAPACITIES (cu. ft.)	
1st Row		Cargo volume	
Head room		Behind 1st row	87.8
		Behind 2nd row	47.9
Leg room (max.)		Behind 3rd row	18.2 ⁶
Hip room		2.3L EcoBoost	17.9
		3.0L EcoBoost	20.2
Shoulder room		3.3L Hybrid	18.0
		3.3L V6	20.2
		Seating	6, 7

ENGINES

	2.3L EcoBoost I-4	3.0L EcoBoost V6	3.3L V6 Hybrid	3.3L Ti-VCT V6 FFV
Horsepower (hp @ rpm)	300 @ 5,500 ⁷	365 @ 5,500 ⁷ ; 400 @ 5,500 ⁷ (ST)	318 @ 6,500 ⁸	285 @ 6,500
Torque (lb.-ft. @ rpm)	310 @ 3,500 ⁷	380 @ 3,500 ⁷ ; 415 @ 3,500 ⁷ (ST)	322 @ 2,500 ⁸	260 @ 4,000

TRAILER WEIGHT RATINGS⁹

	Max. Load
2.3L EcoBoost	5,300
3.0L EcoBoost	5,600
3.3L V6 Hybrid	5,000
3.3L V6	5,600

Max. weights shown are for properly equipped vehicles with required equipment and a 150-lb. driver. Weight of additional options, equipment, passengers and cargo must be deducted from this weight. For additional information, see your dealer. Cargo and load capacity limited by weight and weight distribution.

¹Based on Ford segmentation. ²FordPass Connect, the FordPass App, and complimentary Connected Service are required for remote features (see FordPass Terms for details). Connected service and features depend on compatible AT&T network availability. Evolving technology/cellular networks/vehicle capability may limit functionality and prevent operation of connected features. Connected service excludes Wi-Fi hotspot. FordPass App is available via download and compatible with select smartphone platforms. Message and data rates may apply. ³Available on select series. Restrictions may apply. See your dealer for details. ⁴Additional charge. ⁵Visit fleet.ford.com for complete package content. ⁶Including rear seat well. ⁷Horsepower and torque ratings based on premium fuel per SAE J1349® standard. Your results may vary. ⁸Calculated via combined performance of the engine and electric motor(s) with peak battery power. The calculations utilize SAE J1349 engine results and Ford electric motor dyno testing. Your results may vary. ⁹Max. trailer weight ratings require the available Class III Trailer Tow Package.

2021 EXPEDITION/EXPEDITION MAX

Extended Utilities Class¹

Models: XL, XLT, Limited, King Ranch,[®] Platinum



Expedition XLT. Oxford White. Available equipment.

EXTERIOR COLORS³

Star White Metallic Tri-coat⁴

Oxford White

Kodiak Brown^{*}

Race Red⁵

Rapid Red Metallic Tinted Clearcoat⁴

Burgundy Velvet Metallic Tinted Clearcoat⁴

Antimatter Blue^{*}

Iconic Silver^{*}

Magnetic^{*}

Agate Black^{*}

*Metallic.

INTERIOR COLORS³

Medium Stone

Medium Soft Ceramic

Ebony



STANDARD FEATURES

12V powerpoints (4)	Personal Safety System™ for driver and front passenger with dual-stage front airbags
AdvanceTrac® with RSC® (Roll Stability Control™)	Power windows and door locks with one-touch -up/-down driver's side-window feature
Airbags – Front-seat side, and 3-row Safety Canopy® System with side-curtain airbags and rollover sensor	Rear-wheel drive (RWD)
Class IV trailer hitch receiver	Seats – 1st-row buckets with recline and 6-way power driver's with power lumbar support; 2nd-row 40/20/40 split (CenterSlide®) with recline; and 3rd-row PowerFold® (XLT, Limited, King Ranch, Platinum; available on XL)
Easy Fuel® capless fuel filler	SecuriCode™ keyless entry keypad
Engine – 3.5L EcoBoost® V6 with Auto Start-Stop Technology	SecuriLock® Passive Anti-Theft System
FordPass™ Connect ² with 4G LTE Wi-Fi hotspot capability (enables FordPass App ² features when activated)	SOS Post-Crash Alert System™
Halogen headlamps with rainlamp feature	SYNC® with 4.2" LCD screen in center stack (XL)
Individual Tire Pressure Monitoring System (TPMS; excludes spare)	SYNC 3 with 8" LCD capacitive touchscreen with AppLink®, 911 Assist®, Apple CarPlay® compatibility, Android Auto™ compatibility, and 2 smart-charging USB ports (XLT, Limited, King Ranch, Platinum)
Keyless entry with push-button start	Tilt/telescoping steering column
Mirrors – Power, heated sideview with security approach lamps	Transmission – 10-speed SelectShift® automatic
MyKey®	
Perimeter alarm	

FORD CO-PILOT360™ TECHNOLOGY

STANDARD FEATURES:
Autolamp (Automatic On/Off Headlamps)
Ford Co-Pilot360 – Auto High-Beam Headlamps • BLIS® (Blind Spot Information System) with Cross-Traffic Alert • Lane-Keeping System (includes Lane-Keeping Assist, Lane-Keeping Alert and Driver Alert System) • Pre-Collision Assist with Automatic Emergency Braking (AEB) (includes Pedestrian Detection, Forward Collision Warning and Dynamic Brake Support) • Rear View Camera
Hill Start Assist
Reverse Sensing System
Trailer Sway Control

AVAILABLE FEATURES

3.73 limited-slip rear axle	Power-deployable running boards
Adaptive Cruise Control with Stop-and-Go	Remote Start System
Cargo mat	Seats – 2nd-row buckets with tip-and-slide feature
Engine block heater	Voice-Activated Touchscreen Navigation System
Enhanced Active Park Assist with Side Sensing System	
Hands-free, foot-activated liftgate	FLEET EXCLUSIVES
Inflatable rear-outboard safety belts	Daytime running lamps (non-configurable)
Intelligent 4-wheel drive (4WD)	Skid plates (4x4 only)
Panoramic Vista Roof®	

AVAILABLE PACKAGES⁶

Black Accent Package (67B)	Stealth Edition Package (303A)
Cargo Package (76A)	Texas Edition Package (17T)
Convenience Package (50A)	
Ford Co-Pilot360 Assist (55C)	FLEET EXCLUSIVE
FX4 Off-Road Packages (17R and 17F)	Special Service Vehicle (SSV) Package (XL) (102A)
Heavy-Duty Trailer Tow Package (536)	

DIMENSIONS & CAPACITIES







EXTERIOR (in.)		Expedition	Expedition MAX
Length		210.0	221.9
Wheelbase		122.5	131.6
Width	Including mirrors	93.4	93.4
	Mirrors folded	83.6	83.6
Height	4x2	76.6	76.4
	4x4	76.4	76.2
Minimum running ground clearance	4x2	9.8	9.8
	4x4	9.8	9.7
Lift-in height		35.3	34.9
Cargo rear opening height		32.7	32.7
Cargo rear opening width – Lower		51.4	51.4
INTERIOR (in.)			
1st Row			
Head room (max.)		42.0	42.0
Leg room (max.)		43.9	43.9
Hip room		62.2	62.2
Shoulder room		64.9	64.9
2nd Row			
Head room		40.0	40.0
Leg room		41.5	41.5
Leg room (with seat full rearward)		42.6	42.6
Hip room		62.6	62.6
Shoulder room		64.8	64.8
INTERIOR (in.)		Expedition	Expedition MAX
3rd Row			
Head room		37.3	37.4
Leg room		36.1	36.1
Leg room (with 2nd-row seat full forward)		40.9	40.9
Hip room		51.4	51.4
Shoulder room		64.2	64.3
CAPACITIES (cu. ft.)			
Cargo volume	Behind 1st row	104.6	121.5
	Behind 2nd row	57.5	73.3
	Behind 2nd row (with 2nd-row seat full forward)	63.6	79.6
	Behind 3rd row	19.3	34.3
	Behind 3rd row (with 3rd-row seat full upright)	20.9	36.0
Fuel (gal.)		23.0	28.0
Seating		5, 7, 8	7, 8

TRAILER WEIGHT RATINGS⁷

Hitch Class	Expedition	Max. Load	Expedition MAX
4x2 Class IV	9,300 lbs.		9,000 lbs.
4x4 Class IV	9,200 lbs.		9,000 lbs.

Max. weights shown are for properly equipped vehicles with required equipment and a 150-lb. driver. Weight of additional options, equipment, passengers and cargo must be deducted from this weight. For additional information, see your dealer. Cargo and load capacity limited by weight and weight distribution.

¹Based on Ford segmentation. ²FordPass Connect, the FordPass App, and complimentary Connected Service are required for remote features (see FordPass Terms for details). Connected service and features depend on compatible AT&T network availability. Evolving technology/cellular networks/vehicle capability may limit functionality and prevent operation of connected features. Connected service excludes Wi-Fi hotspot. FordPass App is available via download and compatible with select smartphone platforms. Message and data rates may apply. ³Available on select series. Restrictions may apply. See your dealer for details. ⁴Additional charge. ⁵Fleet only. ⁶Visit fleet.ford.com for complete package content. ⁷Requires Heavy-Duty Trailer Tow Package.

						
	RANGER	F-150	SUPER DUTY® F-250/350/450 PICKUP	SUPER DUTY F-350/450/550 CHASSIS CAB	SUPER DUTY F-600 CHASSIS CAB	SUPER DUTY F-650/750
Trims	XL, XLT, LARIAT	XL, XLT, LARIAT, KING RANCH®, PLATINUM, LIMITED	XL, XLT, LARIAT, KING RANCH, PLATINUM, LIMITED	XL, XLT, LARIAT	XL, XLT	—
Cabs	SuperCab, SuperCrew®	Regular Cab, SuperCab, SuperCrew	Regular Cab, SuperCab, Crew Cab	Regular Cab, SuperCab, Crew Cab	Regular Cab	Regular Cab, SuperCab, Crew Cab
Engines¹ Horsepower (hp @ rpm) Torque (lb.-ft. @ rpm)	2.3L EcoBoost® 270 @ 5,500 310 @ 3,000	3.3L Ti-VCT V6 FFV TBD TBD 2.7L EcoBoost V6 gas TBD TBD 3.5L EcoBoost V6 gas TBD TBD 5.0L Ti-VCT V8 FFV TBD TBD 3.0L Power Stroke® V6 Turbo Diesel TBD TBD 3.5L PowerBoost™ V6 Full Hybrid TBD TBD	6.2L V8 FFV 385 @ 5,750 430 @ 3,800 7.3L V8 gas 430 @ 5,500 475 @ 4,000 6.7L Power Stroke V8 Turbo Diesel 475 @ 2,600 1,050 @ 1,600	6.2L V8 FFV⁴ 385 @ 5,750 430 @ 3,800 7.3L V8 gas⁵ 350 @ 3,900 468 @ 3,900 6.7L Power Stroke V8 Turbo Diesel⁵ 330 @ 2,600 825 @ 2,000	7.3L V8 gas 350 @ 3,900 468 @ 3,900 6.7L Power Stroke V8 Turbo Diesel 330 @ 2,600 825 @ 2,000	7.3L V8 gas 350 @ 3,900 468 @ 3,900 6.7L Power Stroke V8 Turbo Diesel Standard 270 @ 2,400 700 @ 1,500 Available 300 @ 2,500 725 @ 1,500 Available 330 @ 2,600 750 @ 1,500
Transmissions	10-speed SelectShift® automatic	10-speed SelectShift automatic with Selectable Drive Modes (not available with the 3.5L PowerBoost) HEV electronic 10-speed automatic transmission with Selectable Drive Modes (3.5L PowerBoost only)	TorqShift® 10-speed SelectShift automatic TorqShift-G 6-speed SelectShift automatic (6.2L engine only)	TorqShift 10-speed SelectShift automatic	TorqShift 10-speed SelectShift automatic	TorqShift Heavy-Duty 6-speed automatic
Braking system	Anti-Lock Brake System (ABS)	4-wheel vented disc with Anti-Lock Brake System (ABS)	4-wheel vented disc with Anti-Lock Brake System (ABS)	4-wheel vented disc with Anti-Lock Brake System (ABS)	4-wheel vented disc with Anti-Lock Brake System (ABS)	Hydraulic brake system with ABS, Hill Start Assist and Traction Control (standard); air brake system with ABS and Traction Control (available)
Airbags	Dual-stage driver and front-passenger front, front-seat side and Safety Canopy® System	Dual-stage driver and right-front-passenger front, front-seat side and Safety Canopy System	Driver and right-front-passenger front, front-seat side and Safety Canopy System	Driver and right-front-passenger front, front-seat side and Safety Canopy System	Driver and right-front-passenger front, front-seat side and Safety Canopy System	—
Seating capacity	4, 5	2, 3, 5, 6	2, 3, 5, 6	2, 3, 5, 6	2, 3	1, 2, 3, 5, 6
Cargo capacity (cu. ft.)	43.3 (5' box); 51.8 (6' box)	52.8 (5½' box); 62.3 (6½' box); 77.4 (8' box)	65.4 (6¾' box); 78.5 (8' box)	—	—	—
Fuel tank capacity (gal.)	18.0	23.0, 26.0, 36.0	29.0, 34.0, 48.0	26.5, 40.0, 66.5	26.5, 40.0, 66.5	50, 60 (Gas) 50, 55, 65, 115 (Diesel)
Max. payload (lbs.)²	1,860	TBD	7,850	Per application	Per application	Per application
Max. trailer towing (lbs.)²	7,500	TBD	37,000	Per application	Per application	Per application
Max. GVWR (lbs.)²	6,050	TBD	14,000	19,500	22,000	20,500–37,000
Max. GCWR (lbs.)²	12,500	TBD	45,300	40,000	43,000	37,000 (Gas)⁶ 50,000 (Diesel)⁶
Wheelbase (in.)	126.8	122.8–164.1	141.6–176.0	145.3–205.3	145.3–205.3	146.0–281.0
Overall length (in.)	210.8	209.1–250.3	231.8–266.2	230.7–290.7	230.7–290.7	225.0–441.0
Wheel size (in.)	16, 17, 18	17, 18, 20, 22	17, 18, 19.5, 20	17, 18, 19.5	19.5	19.5, 22.5 (F-650); 22.5 (F-750)



Horsepower, torque, payload and towing ratings are independent attributes and may not be achieved simultaneously.

¹Visit fleet.ford.com for engine availability. ²Maximum capabilities shown are for properly configured vehicles with required equipment. For additional information, see your dealer. ³Calculated via combined performance of the engine and electric motor(s) with peak battery power. The calculations utilize SAE J1349® engine results and Ford electric motor dyno testing. Your results may vary. ⁴F-350 only. ⁵F-350/F-450/F-550. ⁶Specific GCWR applicable to a given F-650/F-750 model depends on many variables. See your Ford Dealership sales consultant for a Commercial Vehicle Tools (CVT) performance evaluation for a specific vehicle.

2021 RANGER

Midsize Pickups Class
Models: XL, XLT, LARIAT



Ranger XL. Iconic Silver. Available equipment.

EXTERIOR COLORS²

Oxford White	Cyber Orange Tri-coat ^{*3}	Race Red
Rapid Red Metallic Tinted Clearcoat ³	Velocity Blue [*]	Iconic Silver [*]
Cactus Gray [*]	Carbonized Gray [*]	Shadow Black

INTERIOR COLORS²

Medium Stone	Ebony

^{*}Metallic.



STANDARD FEATURES

18.0-gal. fuel tank capacity
Airbags – Dual-stage driver and front-passenger front, front-seat side, and Safety Canopy [®] System with side-curtain airbags and rollover sensor
AM/FM stereo with Bluetooth [®] capability and 4 speakers
Auto Start-Stop Technology
Cargo box tie-downs (4)
Daytime running lamps
Electronic shift-on-the-fly (ESOF) 4x4
Engine – 2.3L EcoBoost [®]
Flooring – Black vinyl (XL)
Flooring – Carpet (XLT, LARIAT)
FordPass [™] Connect ¹ with 4G LTE Wi-Fi hotspot capability (enables FordPass App ¹ features when activated)
Mirrors – Power sideview (XL 101A and above)

MyKey [®]
Power windows and door locks
Quick-release tailgate with lock
Remote Keyless Entry System with remote tailgate release (XL 101A and above)
Seats – Front buckets with flow-through console
SecuriLock [®] Passive Anti-Theft System
SYNC [®] with 4.2" LCD screen in center stack with AppLink [®] , 911 Assist [®] and 1 smart-charging USB port (XL 101A)
SYNC 3 with 8" LCD capacitive touchscreen with AppLink [®] , 911 Assist [®] , Apple CarPlay [®] compatibility, Android Auto [™] compatibility, and 2 smart-charging USB ports (XL 101A and above)
Tire Pressure Monitoring System (TPMS; excludes spare)
Transmission – 10-speed SelectShift [®] automatic

FORD CO-PILOT360[™] TECHNOLOGY

STANDARD FEATURES:
Ford Co-Pilot360 (XL 101A, XLT, LARIAT) – Auto High-Beam Headlamps • BLIS [®] (Blind Spot Information System) with Cross-Traffic Alert • Lane-Keeping System (includes Lane-Keeping Assist, Lane-Keeping Alert and Driver Alert) • Pre-Collision Assist with Automatic Emergency Braking (AEB) • Rear View Camera
Pre-Collision Assist with Automatic Emergency Braking (AEB) (XL)
Rear View Camera (XL)
Trailer Sway Control

AVAILABLE FEATURES

Cruise control
Electronic-locking rear differential
Engine block heater
Floor liners
Flooring – Carpet (XL)
Forward Sensing System
Manual-sliding rear window with defroster
Rear seat delete (SuperCab)
Remote Start System
Reverse Sensing System
Running boards – 5" rectangular
SecuriCode [™] keyless entry keypad
Splash guards/mud flaps

Spray-in bedliner
Voice-Activated Touchscreen Navigation System

FLEET EXCLUSIVES

17" Silver-painted aluminum wheels
Cruise control (XL 100A)
Exterior backup alarm
LED Warning Strobos
SYNC (XL 100A)
SYNC 3 (XL 101A)
Tires – LT265/65R17OWL all-terrain

AVAILABLE PACKAGES⁴

Bed Utility Super Value Package (86Q)	STX Special Edition Package (50U)
Black Appearance Package (76J)	Technology Package (67J)
Chrome Package (76G)	Trailer Tow Package (53R)
Ford Co-Pilot360 (67G)	Tremor Off-Road Package (91T)
FX2 Package (912)	XL Chrome Package (76H)
FX4 Off-Road Package (914)	
Sport Package (76E)	
STX Appearance Package (76F)	

FLEET EXCLUSIVE
XL Power Equipment Group (67F) (available on XL 100A)

CARGO AREA

CARGO AREA (in.)	5' Box	6' Box
Length at floor	61.0	72.8
Width at wheelhouse	44.8	44.8
Max. width inside box	61.4	61.4
Volume (cu. ft.)	43.3	51.8

DIMENSIONS & CAPACITIES

DIMENSIONS (in.)	SuperCab with 6' Box	SuperCrew [®] with 5' Box
Wheelbase	126.8	126.8
Length	210.8	210.8
Height	70.7/71.1	71.1/71.5
Width (including mirrors) (excluding mirrors)	85.8 73.3	85.8 73.3
CAPACITIES (cu. ft.)		
Passenger volume	89.2	97.6
Cargo volume behind 1st row (rear-seat cushion folded up)	26.5	33.9

Dimensions and capacities shown may vary due to optional features and/or production variability.

ENGINE

ENGINE	Transmission (with tow/haul mode)	Horsepower (hp @ rpm)	Torque (lb.-ft. @ rpm)
2.3L EcoBoost	10-speed automatic	270 @ 5,500	310 @ 3,000

¹FordPass Connect, the FordPass App, and complimentary Connected Service are required for remote features (see FordPass Terms for details). Connected service and features depend on compatible AT&T network availability. Evolving technology/cellular networks/vehicle capability may limit functionality and prevent operation of connected features. Connected service excludes Wi-Fi hotspot. FordPass App is available via download and compatible with select smartphone platforms. Message and data rates may apply. ²Available on select series. See your dealer for details. ³Additional charge. ⁴Visit fleet.ford.com for complete package content.

ALL-NEW
2021 F-150

Full-Size Pickups
Under 8,500 lbs. GVWR Class

Models: XL, XLT, LARIAT,
KING RANCH®, PLATINUM, LIMITED

POWER STROKE
TURBO DIESEL

POWERBOOST

FLEX FUEL



F-150 XLT SuperCrew®. Iconic Silver. Available equipment.

STANDARD FEATURES

2-speed automatic 4WD (4x4 LARIAT and above)

AdvanceTrac® with RSC® (Roll Stability Control™) and Curve Control

Airbags – Dual-stage driver and right-front-passenger front, front-seat side, and Safety Canopy® System with side-curtain airbags and rollover sensor

Cargo box tie-downs (4)

Daytime running lamps (configurable)

Electronic shift-on-the-fly (ESOF) 4x4 (XL, XLT)

Engine – 3.3L Ti-VCT V6 FFV¹

Engine – 2.7L EcoBoost® V6¹

Engine – 5.0L Ti-VCT V8 FFV¹

Flooring – Black vinyl (XL)

FordPass™ Connect² with 4G LTE Wi-Fi hotspot capability (enables FordPass App² features when activated)

MyKey® (XL 101A and above)

Quick-release tailgate with lock

Seat – Front 40/20/40 split

SOS Post-Crash Alert System™

SYNC® 4 with 8" LCD screen (XL, XLT)

SYNC 4 with Enhanced Voice Recognition and 12" LCD capacitive touchscreen with AppLink®, 911 Assist®, Apple CarPlay® compatibility, Android Auto™ compatibility, and 2 smart-charging USB ports (LARIAT and above)

Tire Pressure Monitoring System (TPMS; excludes spare)

Transmission – 10-speed SelectShift® automatic with Progressive Range Select and Selectable Drive Modes (n/a with 3.5L PowerBoost™)

FORD CO-PILOT360™ TECHNOLOGY

STANDARD FEATURES:

Auto High-Beam Headlamps

Ford Co-Pilot360 2.0 (XLT, LARIAT, KING RANCH, PLATINUM, LIMITED) – Auto High-Beam Headlamps, BLIS® (Blind Spot Information System) with Cross-Traffic Alert, Lane-Keeping System, Pre-Collision Assist with Automatic Emergency Braking (AEB), Rear View Camera, Reverse Sensing System, Reverse Brake Assist, and Post-Collision Braking

Lane-Keeping System

Pre-Collision Assist with Automatic Emergency Braking (AEB)

Rear View Camera

Trailer Sway Control

AVAILABLE FEATURES

36.0-gal. extended-range fuel tank

BoxLink™ with 4 premium locking cleats

Class IV Trailer Hitch Receiver

Engine – 2.7L EcoBoost V6¹

Engine – 3.5L EcoBoost V6

Engine – 5.0L Ti-VCT V8 FFV¹

Engine – 3.0L Power Stroke® V6 Turbo Diesel¹

Engine – 3.5L PowerBoost Full Hybrid V6

Engine block heater

Flooring – Black vinyl (XLT)

Fog lamps

Integrated trailer brake controller

Interior Work Surface

Plastic drop-in bedliner

Pro Power On-Board (2.0 kW, 2.4 kW or 7.2 kW)

Reverse Sensing System

Spray-in bedliner

Stowable bed extender

Stowable loading ramps

SYNC 4 with Enhanced Voice Recognition (XL, XLT)

Tailgate step with work surface

FLEET EXCLUSIVES

Backup Alarm System

Chrome front and rear bumpers

Conventional daytime running lamps


LED warning strobes by Sound Off Signal®³

LT265/70R17E BSW all-terrain tires


Seat – 8-way power driver

Skid plates (4x4)

EXTERIOR COLORS¹



Star White
Metallic Tri-coat⁴



Oxford White



Space White*



Kodiak Brown*



Race Red



Rapid Red Metallic
Tinted Clearcoat⁴



Velocity Blue*



Antimatter Blue*



Smoked Quartz
Metallic Tinted
Clearcoat⁴



Iconic Silver*



Stone Gray*



Carbonized Gray*



Lead Foot



Guard*



Agate Black*

INTERIOR COLORS¹




Carmello




Medium Dark Slate



Baja Tan



Kingsville



Admiral Blue



Black

*Metallic.

AVAILABLE PACKAGES⁵

2.7L EcoBoost Payload Package (622)

CNG/Propane Gaseous Engine Prep Pack (98G)

Ford Co-Pilot360 2.0 (43A)

FX4 Off-Road Package (55A)

Heavy-Duty Payload Package (627)

Max. Trailer Tow Package (53C)

Snow Plow Prep Package (68P)

STX Appearance Package (61S)

Tow Technology Package (17T)

Trailer Tow Package (53A)

XL Chrome Package (86A)

XL Power Equipment Group (85A)

XLT Chrome Package (86B)

XLT Sport Package (862)

FLEET EXCLUSIVE

XL Special Service Vehicle (SSV) Package (66S)
(requires 5.0L V8, 3.5L EcoBoost or 3.5L PowerBoost)

CARGO AREA

CARGO AREA (in.)	5½' Styleside Box	6½' Styleside Box	8' Styleside Box
Length at floor	67.1	78.9	97.6
Width at wheelhouse	51.1	51.1	51.1
Max. width inside box	65.2	65.2	65.2
Volume (cu. ft.)	52.8	62.3	77.4

DIMENSIONS & CAPACITIES

DIMENSIONS (in.)	Regular Cab		SuperCab		SuperCrew	
	6½' Box	8' Box	6½' Box	8' Box	5½' Box	6½' Box
Wheelbase	122.8	141.5	145.4	164.1	145.4	157.2
Length	209.1	227.7	231.7	250.3	231.7	243.5
Height	75.6/77.0	75.2/77.0	75.5/77.2	75.6/77.1	75.6/77.2	75.8/77.6
Width (excluding mirrors)	79.9	79.9	79.9	79.9	79.9	79.9
CAPACITIES						
Passenger volume (cu. ft.)	Total	64.7	64.7	116.3	116.3	131.9
Cargo volume behind 1st row		8.8	8.8	30.6	30.6	50.9
Fuel capacity (gal.)	Std./Opt.	23.0	23.0/36.0	23.0/36.0	23.0/36.0	26.0/36.0

Dimensions and capacities shown may vary due to optional features and/or production variability.

ENGINES

	Transmission (with Selectable Drive Modes)	Horsepower (hp @ rpm)	Torque (lb.-ft. @ rpm)
3.3L Ti-VCT V6 FFV	10-speed automatic	TBD	TBD
2.7L EcoBoost V6	10-speed automatic	TBD	TBD
3.5L EcoBoost V6	10-speed automatic	TBD	TBD
5.0L Ti-VCT V8 FFV	10-speed automatic	TBD	TBD
3.0L Power Stroke V6 Turbo Diesel	10-speed automatic	TBD	TBD
3.5L PowerBoost Full Hybrid V6	HEV 10-speed automatic	TBD	TBD

Horsepower and torque are independent attributes and may not be achieved simultaneously.

¹Available on select series. See your dealer for details. ²FordPass Connect, the FordPass App, and complimentary Connected Service are required for remote features (see FordPass Terms for details). Connected service and features depend on compatible AT&T network availability. Evolving technology/cellular networks/vehicle capability may limit functionality and prevent operation of connected features. Connected service excludes Wi-Fi hotspot. FordPass App is available via download and compatible with select smartphone platforms. Message and data rates may apply. ³Ford Licensed Accessory. ⁴Additional charge. ⁵Visit fleet.ford.com for complete package content.

2021 **SUPER DUTY**[®]
F-250/F-350/F-450
PICKUP

Full-Size Pickups
Over 8,500 lbs. GVWR Class
Models: XL, XLT, LARIAT, KING RANCH,[®]
PLATINUM, LIMITED



F-250 XL Crew Cab. Iconic Silver. Available equipment.

EXTERIOR COLORS³

Star White Metallic Tri-coat ⁴	Oxford White	Race Red	Rapid Red Metallic Tinted Clearcoat ⁴
Velocity Blue [*]	Antimatter Blue [*]	Iconic Silver [*]	Stone Gray [*]
Carbonized Gray [*]	Lithium Gray [*]	Agate Black [*]	[*] Metallic.

INTERIOR COLORS³

Camel	Medium Earth Gray
Black	



STANDARD FEATURES

4-/7-pin trailer tow connector
AdvanceTrac [®] with RSC [®] (Roll Stability Control [™])
Airbags – Driver and right-front-passenger front, front-seat side, and Safety Canopy [®] System with roll-fold side-curtain airbags
Built Ford Tough [®] trailer hitch receiver
Electronic shift-on-the-fly (ESOF) 4-Wheel-Drive System with manual locking hubs
Engine – 6.2L 2-valve V8 FFV (F-250, F-350)
Engine – 6.7L Power Stroke [®] V8 Turbo Diesel (B20-capable) (F-450)
FordPass [™] Connect ¹ with 4G LTE Wi-Fi hotspot capability (enables FordPass App ¹ features when activated)
MyKey [®]

Passenger airbag deactivation switch (Regular Cab and SuperCab)
SecuriLock [®] Passive Anti-Theft System
SOS Post-Crash Alert System [™]
Stationary elevated idle control (SEIC) ²
SYNC [®] (XL)
SYNC 3 (XLT and above)
Tire Pressure Monitoring System (TPMS; excludes spare) (F-250, F-350)
Trailer brake controller (XLT and above)
Transmission – TorqShift-G 6-speed SelectShift [®] automatic (F-250)
Transmission – TorqShift [®] 10-speed SelectShift automatic (F-350, F-450)

FORD CO-PILOT360[™] TECHNOLOGY

STANDARD FEATURES:

Autolamp (Automatic On/Off Headlamps) with Rainlamp
Hill Start Assist

Rear View Camera with Dynamic Hitch Assist
Trailer Sway Control

AVAILABLE FEATURES

5th-wheel and gooseneck hitch kits
110V/400W AC power outlet
Adaptive Steering
Alternator upgrades
Audible Lane Departure Warning
BLIS [®] (Blind Spot Information System) with trailer coverage
BoxLink [™] with 4 premium locking cleats
Engine – 6.7L Power Stroke V8 Turbo Diesel
Engine – 7.3L V8 gas
Engine block heater
Lane-Keeping Alert
LED box lighting
LED headlamps, fog lamps and taillamps
LED sideview mirror spotlights
Mirrors – PowerScope [®] trailer tow
Operator-commanded exhaust filter regeneration (with diesel engine)
Pre-Collision Assist with Automatic Emergency Braking (AEB)

Rear CHMSL camera
Reverse Sensing System
Tough Bed [®] spray-in bedliner
Trailer brake controller with Smart Trailer Tow Connector
Transfer case and fuel tank skid plates (4x4)
Transmission – Mobile and stationary mode power takeoff (PTO) provision
Ultimate Trailer Tow Camera System with Pro Trailer Backup Assist [™]
Upfitter switches (6)

FLEET EXCLUSIVES

65-mph speed limitation
75-mph speed limitation
Conventional daytime running lamps
Cruise control (XL)
Power-adjustable pedals
Upfitter interface module
XL Decor Group

AVAILABLE PACKAGES⁵

5th-wheel/Gooseneck Trailer Tow Prep Package (53W)	Rear View Camera and Prep Kit (872)
Camper Package (471)	Snow Plow Prep Package (473)
F-250 High-Capacity Trailer Tow Package (535)	STX Appearance Package (17S)
FX4 Off-Road Package (17X)	Tremor Off-Road Package (17Y)
Heavy-Service Front Suspension Package (67H)	XL Value Package (96V)
Heavy-Service Package for Pickup Box Delete (F-250, F-350 SRW) (63R)	XLT Premium Package (17P)
Pickup Box Delete (66D)	XLT Value Package (17V)
Power Equipment Group (XL) (90L)	

CARGO AREA

CARGO AREA (in.)	6¾' Box	8' Box
Length at floor	81.9	98.1
Width at wheelhouse	50.5	50.5
Max. width inside box	66.9	66.9
Volume (cu. ft.)	65.4	78.5

DIMENSIONS & CAPACITIES

DIMENSIONS (in.)		Regular Cab 8' Box	SuperCab		Crew Cab	
			6¾' Box	8' Box	6¾' Box	8' Box
Wheelbase		141.6	148.0	164.2	159.8	176.0
Length		231.8	238.2	254.4	250.0	266.2
Width (excluding mirrors)	SRW/DRW	80.0/96.0	80.0/–	80.0/96.0	80.0/–	80.0/96.0
CAPACITIES						
Passenger volume (cu. ft.)	Total	64.6	116.0	116.0	131.8	131.8
Cargo volume behind 1st row		11.6	31.6	31.6	52.1	52.1
Fuel capacity (gal.)	gas/diesel	34.0/29.0	34.0/29.0	34.0/34.0	34.0/34.0	48.0/48.0
Max. Payload ⁶ (lbs.)	4x2/4x4	7,850/7,210	4,350/4,610	7,190/6,770	4,290/4,460	6,960/6,530

Dimensions and capacities shown may vary due to optional features and/or production variability.

ENGINES

	6.2L 2-valve V8 FFV 12V, 650-CCA/72-amp-hr; 12V, 750-CCA/78-amp-hr (not available on XL) (Dual 12V, 750-CCA/78-amp-hr available)	7.3L 2-valve V8 Gas 12V, 750-CCA/78-amp-hr (Dual 12V, 750-CCA/78-amp-hr available)	6.7L Power Stroke V8 Turbo Diesel Dual 12V, 750-CCA/78-amp-hr
Battery			
Alternator	157-amp (200-amp and 240-amp available)	240-amp (397-amp available)	175-amp (240-amp, 332-amp, 397-amp available)
Horsepower (hp @ rpm)	385 @ 5,750	430 @ 5,500	475 @ 2,600
Torque (lb.-ft. @ rpm)	430 @ 3,800	475 @ 4,000	1,050 @ 1,600
Recommended fuel	Regular unleaded or E85	Regular unleaded	Ultra-Low-Sulfur Diesel or B20 (containing 20% or less biodiesel)

Horsepower, torque, and payload ratings are independent attributes and may not be achieved simultaneously.

¹FordPass Connect, the FordPass App, and complimentary Connected Service are required for remote features (see FordPass Terms for details). Connected service and features depend on compatible AT&T network availability. Evolving technology/cellular networks/vehicle capability may limit functionality and prevent operation of connected features. Connected service excludes Wi-Fi hotspot. FordPass App is available via download and compatible with select smartphone platforms. Message and data rates may apply. ²Final-stage manufacturer or upfitter must supply control switches. ³Available on select series. See your dealer for details. ⁴Additional charge. ⁵Visit fleet.ford.com for complete package content. ⁶Maximum capabilities shown are for properly equipped vehicles with required equipment and a 150-lb. driver. Weight of additional options, equipment, passengers and cargo must be deducted from this weight. For additional information, see your Ford Dealer.

2021 **SUPER DUTY**[®]
F-350/F-450/F-550
CHASSIS CAB

Class 3-5 Chassis Cabs
Models: XL, XLT, LARIAT



F-450 XL Regular Cab. Race Red. Available and aftermarket upfit equipment.

EXTERIOR COLORS³

Star White Metallic Tri-coat ⁴	Oxford White	Race Red	Rapid Red Metallic Tinted Clearcoat ⁴
Velocity Blue*	Antimatter Blue*	Iconic Silver*	Stone Gray*
Carbonized Gray*	Lithium Gray*	Agate Black*	*Metallic.

INTERIOR COLORS³

Camel	Medium Earth Gray
Black	

STANDARD FEATURES

7-wire trailer tow harness (blunt-cut and labeled)
40.0-gal. fuel tank capacity
AdvanceTrac [®] with RSC [®] (Roll Stability Control [™])
Airbags – Driver and right-front-passenger front, front-seat side, and Safety Canopy [®] System with roll-fold side-curtain airbags
Engine – 6.2L 2-valve V8 FFV (F-350 SRW/DRW)
Engine – 7.3L V8 gas (F-450/F-550 XL, XLT)
Engine – 6.7L Power Stroke [®] V8 Turbo Diesel (B20-capable) (F-450/F-550 LARIAT)
FordPass [™] Connect ¹ with 4G LTE Wi-Fi hotspot capability (enables FordPass App ¹ features when activated)
Front tow hooks (2)
Front twin-coil monobeam suspension (F-350 4x4, F-450, F-550)
Front Twin-I-Beam with coil spring suspension (F-350 4x2)

Mirrors – Manually telescoping trailer tow (XL, XLT)
Passenger airbag deactivation switch (Regular Cab and SuperCab)
SecuriLock [®] Passive Anti-Theft System
Stationary elevated idle control (SEIC) ²
SOS Post-Crash Alert System [™]
SYNC [®] (XL)
SYNC 3 (XLT, LARIAT)
Tire Pressure Monitoring System (TPMS; excludes spare) (F-250, F-350)
Transmission – Power takeoff (PTO) provision (diesel engine)
Transmission – TorqShift [®] 10-speed SelectShift [®] automatic
Upfitter switches (6)

FORD CO-PILOT360[™] TECHNOLOGY

STANDARD FEATURES:
Autolamp (Automatic On/Off Headlamps) with Rainlamp
Hill Start Assist

Trailer Sway Control

AVAILABLE FEATURES

26.5-gal. midship fuel tank
110V/400W AC power outlet
Aft-of-axle frame extension
Audible Lane Departure Warning
Dual diesel fuel tanks (40.0-gal. aft-of-axle and 26.5-gal. midship)
Electronic shift-on-the-fly (ESOF) 4-Wheel-Drive System with manual locking hubs
Engine – 6.7L Power Stroke V8 Turbo Diesel
Flooring – Carpet delete
LED sideview mirror spotlights
Mirrors – PowerScope [®] trailer tow
Operator-commanded exhaust filter regeneration (with diesel engine)
Pre-Collision Assist with Automatic Emergency Braking (AEB)

Trailer brake controller with Smart Trailer Tow Connector
Transmission – Power takeoff (PTO) provision (gas engine)
Upfitter interface module

FLEET EXCLUSIVES

65-mph speed limitation
75-mph speed limitation
Conventional daytime running lamps
Cruise control
Power-adjustable pedals
Tire Pressure Monitoring System delete (F-350 SRW >10,000 lbs. GVWR)

AVAILABLE PACKAGES⁵

16,000-lb. GVWR Package (68L)
Extra-Heavy-Duty Front-End Suspension Package (67P)
Extra-Heavy-Service Front Suspension Package (67X)
Heavy-Service Front Suspension Package (67H)
LARIAT Value Package (96L)
Low Deflection Package (86S)
Payload Downgrade Package (68D)
Payload Upgrade Package (68U)
Payload Plus Upgrade Package (68M)
Power Equipment Group (90L)
Rear View Camera and Prep Kit (76D)
Snow Plow Prep Package (473)

Trailer Tow Package (531)
Trailer Tow High-Capacity Package (535)
Wrecker Package (474)
XL Value Package (96V)
XLT Value Package (17V)

FLEET EXCLUSIVES

Aerial Lift/Severe Duty Prep Package (76X)
Ambulance Prep Package (47A/47L)
Fire/Rescue Prep Package (47J)
XL Decor Group (17F)

CAB-TO-AXLE AVAILABILITY (in.)

	Regular Cab				SuperCab		Crew Cab	
Cab-to-axle	60.0	84.0	108.0	120.0	60.0	84.0	60.0	84.0
Wheelbase	145.3	169.3	193.3	205.3	167.9	191.9	179.8	203.8

CAPACITIES

Passenger volume (cu. ft.)	Total	Regular Cab	SuperCab	Crew Cab
		64.6	116.0	131.8
Cargo volume behind 1st row		11.6	31.6	52.1
Fuel capacity (gal.)	SRW	40.0 (26.5 optional)	40.0 (26.5 optional)	40.0 (26.5 optional)
	DRW	40.0 (26.5 or 66.5 optional)	40.0 (26.5 or 66.5 optional)	40.0 (26.5 or 66.5 optional)

Capacities shown may vary due to optional features and/or production variability.

ENGINES

	6.2L 2-valve V8 FFV	7.3L 2-valve V8 Gas	6.7L Power Stroke V8 Turbo Diesel
Battery	12V, 650-CCA/72-amp-hr (XL); 12V, 750-CCA/78-amp-hr (XLT, LARIAT)	12V, 750-CCA/78-amp-hr (Dual 12V, 750-CCA/78-amp-hr available)	Dual 12V, 750-CCA/78-amp-hr
Alternator	200-amp (240-amp available)	240-amp (397-amp available)	240-amp (332-amp and 397-amp available)
Horsepower (hp @ rpm)	385 @ 5,750	350 @ 3,900	330 @ 2,600
Torque (lb.-ft. @ rpm)	430 @ 3,800	468 @ 3,900	825 @ 2,000
Recommended fuel	Regular unleaded or E85	Regular unleaded	Ultra-Low-Sulfur Diesel or B20 (containing 20% or less biodiesel)

Horsepower and torque are independent attributes and may not be achieved simultaneously.

¹FordPass Connect, the FordPass App, and complimentary Connected Service are required for remote features (see FordPass Terms for details). Connected service and features depend on compatible AT&T network availability. Evolving technology/cellular networks/vehicle capability may limit functionality and prevent operation of connected features. Connected service excludes Wi-Fi hotspot. FordPass App is available via download and compatible with select smartphone platforms. Message and data rates may apply.

²Final-stage manufacturer or upfitter must supply control switches. ³Available on select series. See your dealer for details. ⁴Additional charge. ⁵Visit fleet.ford.com for complete package content.


2021 SUPER DUTY®
F-600 CHASSIS CAB

Class 6 Chassis Cab
Models: XL, XLT




F-600 XLT Regular Cab. Oxford White. Available and aftermarket upfit equipment.

EXTERIOR COLORS³



INTERIOR COLORS³



*Metallic.

STANDARD FEATURES

7-wire trailer tow harness (blunt-cut and labeled)
40.0-gal. fuel tank capacity
Additional frame reinforcements
AdvanceTrac® with RSC® (Roll Stability Control™)
Airbags – Driver and right-front-passenger front, front-seat side, and Safety Canopy® System with roll-fold side-curtain airbags
Engine – 7.3L V8 gas
Extra-Heavy-Duty Front-End Suspension
FordPass™ Connect¹ with 4G LTE Wi-Fi hotspot capability (enables FordPass App¹ features when activated)
Front tow hooks (2)
Front twin-coil monobeam suspension

Mirrors – Manually telescoping trailer tow
Passenger airbag deactivation switch
SecuriLock® Passive Anti-Theft System
Stationary elevated idle control (SEIC)²
SOS Post-Crash Alert System™
SYNC® (XL)
SYNC 3 (XLT)
Transmission – Power takeoff (PTO) provision
Transmission – TorqShift® 10-speed SelectShift® automatic
Upfitter switches (6)

FORD CO-PILOT360™ TECHNOLOGY

STANDARD FEATURES:

Autolamp (Automatic On/Off Headlamps) with Rainlamp
Hill Start Assist

Trailer Sway Control

AVAILABLE FEATURES

26.5-gal. midship fuel tank
110V/400W AC power outlet
Dual diesel fuel tanks (40.0-gal. aft-of-axle and 26.5-gal. midship)
Electronic shift-on-the-fly (ESOF) 4-Wheel-Drive System with manual locking hubs
Engine – 6.7L Power Stroke® V8 Turbo Diesel
Flooring – Carpet delete
LED sideview mirror spotlights
Mirrors – PowerScope® trailer tow
Operator-commanded exhaust filter regeneration (with diesel engine)

Power-adjustable pedals
Trailer brake controller with Smart Trailer Tow Connector
Upfitter interface module

FLEET EXCLUSIVES

65-mph speed limitation
75-mph speed limitation
Conventional daytime running lamps
Cruise control

AVAILABLE PACKAGES⁴

7.3L CNG/Propane Gaseous Engine Prep Package
Low Deflection Package (86S)
Power Equipment Group (90L)
Rear View Camera and Prep Kit (76D)
Snow Plow Prep Package (473)
XL Value Package (96V)
XLT Value Package (17V)

FLEET EXCLUSIVES

Ambulance Prep Package (47A/47L)
Fire/Rescue Prep Package (47J)
XL Decor Group (17F)

CAB-TO-AXLE AVAILABILITY (in.)

	Regular Cab			
Cab-to-axle	60.0	84.0	108.0	120.0
Wheelbase	145.3	169.3	193.3	205.3

CAPACITIES

Passenger volume (cu. ft.)	Total	64.6
Cargo volume behind 1st row		11.6
Fuel capacity (gal.)		40.0 (26.5 or 66.5 optional)

Capacities shown may vary due to optional features and/or production variability.

ENGINES

	7.3L 2-valve V8 Gas	6.7L Power Stroke V8 Turbo Diesel
Battery	12V, 750-CCA/78-amp-hr (Dual 12V, 750-CCA/78-amp-hr available)	Dual 12V, 750-CCA/78-amp-hr
Alternator	240-amp (397-amp available)	240-amp (332-amp and 397-amp available)
Horsepower (hp @ rpm)	350 @ 3,900	330 @ 2,600
Torque (lb.-ft. @ rpm)	468 @ 3,900	825 @ 2,000
Recommended fuel	Regular unleaded	Ultra-Low-Sulfur Diesel or B20 (containing 20% or less biodiesel)

Horsepower and torque are independent attributes and may not be achieved simultaneously.

¹FordPass Connect, the FordPass App, and complimentary Connected Service are required for remote features (see FordPass Terms for details). Connected service and features depend on compatible AT&T network availability. Evolving technology/cellular networks/vehicle capability may limit functionality and prevent operation of connected features. Connected service excludes Wi-Fi hotspot. FordPass App is available via download and compatible with select smartphone platforms. Message and data rates may apply.

²Final-stage manufacturer or upfitter must supply control switches. ³Available on select series. See your dealer for details. ⁴Visit fleet.ford.com for complete package content.

2021 **SUPER DUTY**[®]
F-650/F-750 GAS
Class 6-7 Conventional Chassis Cabs



EXTERIOR COLORS

Oxford White	Bold Yellow	School Bus Yellow	Tangier Orange
Race Red	Green Gem*	Blue Jeans*	Iconic Silver*
			*Metallic.
Stone Gray*	Magnetic*	Agate Black*	

INTERIOR COLOR



Steel Gray



STANDARD FEATURES

50.0-gal. fuel tank capacity (Regular Cab, SuperCab)
60.0-gal. fuel tank capacity (Crew Cab)
Air conditioning – Manual with integral heater and defroster
Alternator – Extra-heavy-duty, 210-amp, 12V, brushless, pad-mounted
Audio – Bluetooth [®] capable AM/FM stereo with USB port
Autolamp (Automatic On/Off Headlamps)
Battery – 900-CCA, 12V, Motorcraft [®]
Belt-Minder [®] front safety belt reminder
Brakes – Bosch [®] Hydro-Max [®] hydraulic brake system with traction control and Hill Start Assist
Bumper – Front: full-width, black
Engine – 7.3L 2-valve V8 gas
Exhaust – Single, horizontal, catalytic converter, frame-mounted right side back of cab; downward-facing outlet tip
Fleet telematics modem

Frame-mounted body-builder wiring at back of cab
Grille – Black-painted composite (not available with frame extension)
Hood – Frame-mounted front-end-tilting fiberglass hood and fenders assembly with torsion-bar assist (includes integrated noise shield, inner splash shields and mud flaps)
Lamps – Roof marker/clearance, amber lenses (5)
Mirrors – Black, dual rectangular, manually adjustable/folding with integrated blind spot mirrors, sail-type, 96"-wide spacing
Radiator – Aluminum with in-tank transmission cooler
Safety belts – Black with fixed D-rings at all positions (Regular Cab)
Safety belts – Color-keyed with front-seat adjustable D-rings (SuperCab, Crew Cab)
Transmission – TorqShift [®] Heavy-Duty 6-speed automatic (without PTO provision)
Wheel seals (front and rear axle), oil-lubricated wheel bearings (front and rear)

AVAILABLE FEATURES

7-way trailer connection socket
60.0-gal. fuel tank single rectangular steel, frame-mounted on left side (Regular Cab and SuperCab)
Alternator – 240-amp, 12V
Alternators – Dual heavy-duty 397-amp total
Backup alarm – 102-decibel
Batteries – 900-CCA, 12V Motorcraft (2 for a total of 1,800-CCA)
Body-builder special wiring harness (straight frame)
Body-builder wiring to end of frame
Brakes – Hydraulic brake electronic stability control (ESC)
Bumper – Front: 3" extension
Bumper – Front: full-width, chrome-plated steel (included with Exterior Appearance Package)
Bumper – Front: swept-back, Dark Shadow Gray-painted steel (requires integral front frame extension; straight frame)
Daytime running lamps

Engine block heater
Engine-idle shutdown timer (5-, 10-, 15- and 20-minute options)
Front fender-mounted auxiliary spot mirrors
Grille – Fixed, black/gray
Mirrors – Dual rectangular folding, sail-type sideview; available chrome caps; available power adjustment; available heater; available 96" and 102" width spacings
Mud flaps – Rear
Seats – 30/70, 40/20/40, 30/0/30 and 30/0/0 front seat combinations
SecuriLock [®] Passive Anti-Theft System
Top road speed limiter (65- and 70-mph options)
Transmission – Mobile and stationary mode power takeoff (PTO) provision
Upfitter Interface Module
Upfitter switches (4) located in center stack with connector access located in engine compartment; includes 10-, 15- and two 25-amp switches

AVAILABLE PACKAGES¹

Beverage Delivery Package (19B)	Interior Appearance Package (90A)
Exterior Appearance Package (90E)	Power Equipment Package (90P)
Hydraulic Brake Driver-Assist Technology Package (87H)	

FRAMES

	Frame Order Code							
MODEL	533	534	535	536	537	538	539	536 + 41R
F-650 Pro Loader [®]	—	—	—	—	●	—	—	—
F-650	○	●	○	○	—	○	—	—
F-750	—	—	●	○	—	○	○	○
Depth (in.)	9.125	10.125	10.250	10.125	9.125	10.250	10.375	10.813
Width (in.)	3.062	3.062	3.092	3.580	3.062	3.610	3.705	3.892
Thickness (in.)	0.312	0.312	0.375	0.312	0.312	0.375	0.438	0.624
Yield (psi)	80,000	50,000	80,000	120,000	80,000	120,000	120,000	120,000
Max. Section Modulus (cu. in.)	10.75	12.64	15.14	14.18	10.75	16.98	20.11	29.20
Max. Resisting Bending Moment (in.-lbs.)	860,000	632,000	1,211,200	1,701,600	860,000	2,038,000	2,413,200	3,504,000
● Standard ○ Optional — Not Available								

RATINGS & DIMENSIONS

		F-650 Pro Loader Min.—Max.	F-650 Min.—Max.	F-750 Min.—Max.
RATINGS				
Powertrain hp/torque (lb.-ft.)		350/468	350/468	350/468
GVWR (lbs.)		22,000–26,000	26,000–29,000	31,000–33,000
Front axle (lbs.)		8,500	8,500–10,000	10,000–12,000
Rear axle (lbs.)		13,500–17,500	17,500–19,000	21,000
Rear springs (lbs.)		15,500–19,000	19,000–21,000	21,000–23,000
DIMENSIONS (in.)				
Wheelbase/cab-to-axle	Regular Cab	158/84–242/168	158/84–281/207	158/84–281/207
	SuperCab	179/84–239/144	179/84–281/186	179/84–281/186
	Crew Cab	194/84–254/144	182/72–278/168	182/72–266/156

Ratings and dimensions shown may vary due to optional features and/or production variability.

2021 **SUPER DUTY**[®]
F-650/F-750 DIESEL

Class 6-7 Conventional
Chassis Cabs and Tractors



F-750 Crew Cab. Tangerine Orange. Available and aftermarket upfit equipment.



STANDARD FEATURES

- 8.0-gal. DEF tank
- 50.0-gal. fuel tank capacity (Regular Cab)
- 65.0-gal. fuel tank capacity (SuperCab, Crew Cab)
- Alternator – Extra-heavy-duty, 200-amp, 12V, brushless, pad-mounted
- Audio – Bluetooth[®] capable AM/FM stereo with USB port
- Autolamp (Automatic On/Off Headlamps)
- Batteries – 750-CCA, 12V, Motorcraft[®] (2 for a total of 1,500-CCA)
- Belt-Minder[®] front safety belt reminder
- Brakes – Air brake system with 4-channel Anti-Lock Brake System (ABS), traction control and hand control valve for trailer brake (Tractor)
- Brakes – Bosch[®] Hydro-Max[®] hydraulic brake system with traction control and Hill Start Assist (not available on Tractor)
- Bumper – Front: full-width, black
- Engine – 6.7L Power Stroke[®] V8 Turbo Diesel
- Exhaust – Single, switchback-style, horizontal; frame-mounted right rail under cab with outside of frame rail rear discharge

AVAILABLE FEATURES

- 55.0-gal. fuel tank single rectangular aluminum, frame-mounted on left side (Regular Cab; not available on Pro Loader[®])
- 65.0-gal. fuel tank single rectangular aluminum, frame-mounted on left side (Regular Cab)
- 115.0-gal. fuel tank dual rectangular aluminum (65.0-gal. left-hand tank and 50.0-gal. right-hand tank) (not available on Tractor)
- Active diesel particulate filter regeneration control
- Air suspension (requires air brake or compressor)
- Alternator – 240-amp, 12V
- Alternator – Dual, heavy-duty, 357-amp, 12V
- Batteries – 900-CCA, 12V Motorcraft (2 for a total of 1,800-CCA or 3 for a total of 2,700-CCA)
- Body-builder special wiring harness (straight frame)
- Body-builder wiring to end of frame (not available on Tractor)
- Brakes – Air brake electronic stability control (ESC) (Chassis Cab)
- Brakes – Hydraulic brake electronic stability control (ESC)
- Bumper – Front: 3" extension

- Fleet telematics modem
- Frame-mounted body-builder wiring at back of cab (not available on Tractor)
- Grille – Black-painted plastic (not available with frame extension)
- Lamps – Roof marker/clearance, amber lenses (5)
- Manual regeneration initiation (driver interface in productivity screen)
- Mirrors – Black, dual rectangular, manually adjustable/folding with integrated blind spot mirrors, sail-type, 96"-wide spacing
- Safety belts – Black with adjustable D-rings at all outboard positions (Regular Cab)
- Safety belts – Color-keyed with front-seat adjustable D-rings (SuperCab, Crew Cab)
- Transmission – TorqShift[®] Heavy-Duty 6-speed automatic (without PTO provision)
- Wheel seals (front and rear axle), oil-lubricated wheel bearings (front and rear)

- Bumper – Front: full-width, chrome-plated steel (included with Exterior Appearance Package)
- Bumper – Front: swept-back, Dark Shadow Gray-painted steel (requires bolt-on-type frame extension or integral front frame extension; straight frame)
- Engine block heater
- Engine-idle shutdown timer (5-, 10-, 15- and 20-minute options)
- Exhaust – Single, switchback-style, horizontal; frame-mounted outside right rail under cab with vertical exhaust
- Exhaust – Single, torpedo-style, horizontal; frame-mounted right-side back of cab with underbody exit in front of axle
- Front fender-mounted auxiliary spot mirrors
- Seats – 30/70, 40/20/40, 30/0/30 and 30/0/0 front seat combinations
- SecuriLock[®] Passive Anti-Theft System
- Top road speed limiter (65- and 70-mph options)
- Transmission – Mobile and stationary mode power takeoff (PTO) provision
- Upfitter Interface Module

EXTERIOR COLORS

Oxford White

Bold Yellow

School Bus Yellow

Tangerine Orange

Race Red

Green Gem*

Blue Jeans*

Iconic Silver*

Stone Gray*

Magnetic*

Agate Black*

*Metallic.

INTERIOR COLOR

Steel Gray

AVAILABLE PACKAGES¹

Air Brake Driver-Assist Technology Package with Bendix [®] Wingman Advanced (87A)	Hydraulic Brake Driver-Assist Technology Package (87H)
Beverage Delivery Package (19B)	Interior Appearance Package (90A)
Exterior Appearance Package (90E)	Power Equipment Package (90P)
Fire/Rescue Prep Package (19F)	

FRAMES








	Frame Order Code							
MODEL	533	534	535	536	537	538	539	536 + 41R
F-650 Pro Loader	—	—	—	—	●	—	—	—
F-650	○	●	○	○	—	○	—	—
F-650 Tractor	—	—	—	●	—	—	—	—
F-750	—	—	●	○	—	○	○	○
F-750 Tractor	—	—	—	●	—	—	—	—
Depth (in.)	9.125	10.125	10.250	10.125	9.125	10.250	10.375	10.813
Width (in.)	3.062	3.062	3.092	3.580	3.062	3.610	3.705	3.892
Thickness (in.)	0.312	0.312	0.375	0.312	0.312	0.375	0.438	0.624
Yield (psi)	80,000	50,000	80,000	120,000	80,000	120,000	120,000	120,000
Max. Section Modulus (cu. in.)	10.75	12.64	15.14	14.18	10.75	16.98	20.11	29.20
Max. Resisting Bending Moment (in.-lbs.)	860,000	632,000	1,211,200	1,701,600	860,000	2,038,000	2,413,200	3,504,000

● Standard ○ Optional — Not Available

RATINGS & DIMENSIONS

RATINGS	F-650 Pro Loader Min.—Max.	F-650 Min.—Max.	F-650 Tractor Min.—Max.	F-750 Min.—Max.	F-750 Tractor Min.—Max.
Powertrain hp/torque (lb.-ft.)	270/700–330/750	270/700–330/750	270/700–330/750	270/700–330/750	270/700–330/750
GVWR (lbs.)	20,500–26,000	26,000–29,000	27,500–29,000	31,000–37,000	31,000–37,000
Front axle (lbs.)	8,500	8,500–10,000	10,000	10,000–14,000	10,000–14,000
Rear axle (lbs.)	13,500–17,500	17,500–19,000	17,500–19,000	21,000–26,000	21,000–26,000
Rear springs (lbs.)	15,500–19,000	19,000–21,000	19,000–21,000	21,000–31,000	21,000–31,000
Rear air suspension (lbs.)	12,000–19,000	19,000–21,000	19,000–21,000	21,000–23,000	21,000–23,000
DIMENSIONS (in.)					
Wheelbase/cab-to-axle					
Regular Cab	158/84–242/168	158/84–281/207	146/72–158/84	158/84–281/207	146/72–158/84
SuperCab	179/84–239/144	179/84–281/207	167/72–179/84	179/84–281/186	167/72–179/84
Crew Cab	194/84–254/144	182/72–278/168	182/72	182/72–266/156	182/72

Ratings and dimensions shown may vary due to optional features and/or production variability.

							
	TRANSIT CONNECT CARGO VAN	TRANSIT CONNECT PASSENGER WAGON	TRANSIT CARGO VAN	TRANSIT CREW VAN	TRANSIT PASSENGER VAN	TRANSIT CUTAWAY & CHASSIS CAB	E-SERIES CUTAWAY & STRIPPED CHASSIS
Models	XL, XLT	XL, XLT, Titanium	Transit-150, Transit-250, Transit-350, Transit-350 HD	Transit-150, Transit-250, Transit-350, Transit-350 HD	Transit-150, Transit-350, Transit-350 HD	Transit-250, Transit-350, Transit-350 HD	E-350, E-450
Cabs/Configurations	Cargo Van	Passenger Wagon	Cargo Van	Crew Van	Passenger Van	Cutaway, Chassis Cab	Cutaway, Stripped Chassis
Engines Horsepower (hp @ rpm) Torque (lb.-ft. @ rpm)	2.0L GDI I-4 with Auto Start-Stop Technology 162 @ 6,500 144 @ 4,500 (Standard on all models) 2.5L iVCT I-4 169 @ 6,000 171 @ 4,500 (Available on most models)	2.0L GDI I-4 with Auto Start-Stop Technology 162 @ 6,500 144 @ 4,500 (Standard on all models) 2.5L iVCT I-4 169 @ 6,000 171 @ 4,500 (Available on XL)	3.5L PFDi V6 275 @ 6,500 262 @ 3,750 (Available on most models) 3.5L EcoBoost® V6 with Auto Start-Stop Technology 310 @ 5,000 400 @ 2,500 (Available on most models)	3.5L PFDi V6 275 @ 6,500 262 @ 3,750 (Available on most models) 3.5L EcoBoost V6 with Auto Start-Stop Technology 310 @ 5,000 400 @ 2,500 (Available on most models)	3.5L PFDi V6 275 @ 6,500 262 @ 3,750 (Available on most models) 3.5L EcoBoost V6 with Auto Start-Stop Technology 310 @ 5,000 400 @ 2,500 (Available on most models)	3.5L PFDi V6 275 @ 6,500 262 @ 3,750 (Available on most models) 3.5L EcoBoost V6 with Auto Start-Stop Technology 310 @ 5,000 400 @ 2,500 (Available on most models)	7.3L V8 Premium 350 @ 3,900 468 @ 3,900 (Standard on all models) 7.3L V8 Economy 300 @ 3,750 425 @ 3,250 (Available on all models)
Transmissions	8-speed SelectShift® automatic 6-speed SelectShift automatic (Standard with 2.5L engine)	8-speed SelectShift automatic 6-speed SelectShift automatic (Standard with 2.5L engine)	10-speed SelectShift automatic with overdrive	10-speed SelectShift automatic with overdrive	10-speed SelectShift automatic with overdrive	10-speed SelectShift automatic with overdrive	6-speed automatic TorqShift® with overdrive and tow/haul mode with Hill Start Assist
Braking system	4-wheel disc with Anti-Lock Brake System (ABS)	4-wheel disc with Anti-Lock Brake System (ABS)	4-wheel disc with Anti-Lock Brake System (ABS)	4-wheel disc with Anti-Lock Brake System (ABS)	4-wheel disc with Anti-Lock Brake System (ABS)	4-wheel disc with Anti-Lock Brake System (ABS)	4-wheel disc with Anti-Lock Brake System (ABS) with standard Electronic Stability Control
Airbags	Driver and front-passenger front, front-seat side and Safety Canopy® System	Driver and front-passenger front, front-seat side and Safety Canopy System	Driver and front-passenger front, front-seat side and Safety Canopy System	Driver and front-passenger front, front-seat side and Safety Canopy System	Driver and front-passenger front, front-seat side and Safety Canopy System	Driver and front-passenger front, front-seat side and Safety Canopy System	Driver and front-passenger front (Cutaway)
Seating capacity	2	5-7	1-2	5	2, 5, 8, 10, 12, 14, 15	1-2	2-3
Max. cargo capacity (cu. ft.)	104.8 (SWB); 127.4 (LWB)	106.0	277.7 (LR); 357.1 (MR); 404.3 (HR); 487.2 (HR Extended-Length)	204.7 (LR); 263.4 (MR); 300.2 (HR); 383.3 (HR Extended-Length)	256.4 (LR); 336.1 (MR); 382.6 (HR); 461.9 (HR Extended-Length) (behind 1st row)	—	—
Fuel tank capacity (gal.)	15.8	15.8	25.0	25.0	25.0	25.0	40.0, 55.0
Max. payload (lbs.)¹	1,550	1,420	5,110	4,230	3,420	6,400 (Cutaway); 6,390 (Chassis Cab)	8,980 (Cutaway); 9,690 (Stripped Chassis)
Max. trailer towing (lbs.)¹	2,000	2,000	6,900	6,500	4,600	7,500	10,000
Max. GVWR (lbs.)¹	5,302	5,420	8,670–11,000	8,670–10,360	8,550–10,360	9,070–11,000	10,050–14,500
Max. GCWR (lbs.)¹	6,060	6,380	13,000	13,000	11,200	15,000	13,000–22,000
Wheelbase (in.)	104.8 (SWB); 120.6 (LWB)	120.6	129.9 (Regular); 147.6 (Long)	129.9 (Regular); 147.6 (Long)	129.9 (Regular); 147.6 (Long)	138.0 (Regular); 155.7 (Long); 178.0 (Extended-Length)	138.0, 158.0, 176.0
Overall length (in.)	174.2 (SWB); 190.0 (LWB)	190.0	219.9 (LR)/217.8 (MR) (Regular); 237.6 (LR)/235.5 (MR and HR) (Long); 263.9 (Extended-Length)	219.9 (LR)/217.8 (MR) (Regular); 237.6 (LR)/235.5 (MR and HR) (Long); 263.9 (Extended-Length)	219.9 (LR)/217.8 (MR) (Regular); 237.6 (LR)/235.5 (MR and HR) (Long); 263.9 (Extended-Length)	223.3 (Regular); 241.1 (Long); 263.4 (Extended-Length)	241.1, 261.1 (Cutaway); 232.7–252.7 (Stripped Chassis)
Wheel size (in.)	16	16	16	16	16	16	16


2021 TRANSIT
CONNECT
CARGO VAN

Small Vans Class¹
Models: XL, XLT



Transit Connect XLT Cargo Van. Silver. Available equipment.


EXTERIOR COLORS³



Frozen White



Race Red



Palazzo Gray



Dark Palazzo Gray



Dark Blue⁴



Silver*



Ebony



Agate Black*

*Metallic.

INTERIOR COLORS³



Available and aftermarket upfit equipment.



STANDARD FEATURES

- 4-way adjustable steering column
- 12V powerpoints (2)
- AdvanceTrac® with RSC® (Roll Stability Control™) with Side-Wind Stabilization
- Airbags – Driver and front-passenger front, front-seat side and Safety Canopy® System
- Alternator – 150-amp
- Collapsible steering column
- Doors – 180° swing-out rear cargo
- Doors – Dual sliding side
- EcoMode and EcoCoach
- Electric power-assisted steering
- Engine – 2.0L GDI I-4 with Auto Start-Stop Technology

- FordPass™ Connect² with 4G LTE Wi-Fi hotspot capability (enables FordPass App² features when activated)
- Front independent MacPherson-strut suspension with stabilizer bar and rear twist-beam
- Front-wheel drive (FWD)
- Full-size spare wheel and tire
- Heavy-duty battery – 80-amp
- Seats – 6-way manual driver/4-way manual front-passenger with fold-flat back
- SecuriLock® Passive Anti-Theft System
- SWB (short wheelbase) or LWB (long wheelbase)
- Tire Pressure Monitoring System (TPMS; excludes spare)
- Transmission – 8-speed SelectShift® automatic

FORD CO-PILOT360™ TECHNOLOGY

STANDARD FEATURES:

- Autolamp (Automatic On/Off Headlamps)
- Ford Co-Pilot360 (XLT) – Auto High-Beam Headlamps • BLIS® (Blind Spot Information System) with Cross-Traffic Alert • Pre-Collision Assist with Automatic Emergency Braking (AEB) (includes Forward Collision Warning and Dynamic Brake Support) • Rear View Camera
- Pre-Collision Assist with Automatic Emergency Braking (AEB) (XL)
- Rain-Sensing Windshield Wipers
- Rear View Camera (XL)

AVAILABLE FEATURES

- Adaptive cornering fog lamps
- Adaptive Cruise Control (includes Lane-Keeping System)
- Body-color bodyside moldings
- Composite bulkhead
- Cruise control
- Daytime running lamps
- Dual-zone electronic automatic temperature control
- Engine – 2.5L iVCT I-4 gas with 6-speed SelectShift automatic transmission
- Engine block heater
- Forward Sensing System
- HID headlamps
- Mirrors – Power, power-folding, heated sideview
- MyKey®
- Rear- and side-door glass options

- Rear cargo area light (LED)
- Rear liftgate with fixed glass
- Rear-window defroster
- Remote Start System
- Reverse Sensing System
- Roof-rack side rails
- Spare key fobs (2)
- SYNC® 3
- Wireless charging pad

FLEET EXCLUSIVE

Speed limitation (65- or 75-mph governed top speed options)

AVAILABLE PACKAGES⁵

- CNG/Propane Gaseous Engine Prep Package (98G)
- Smoker's Package (94B)
- Trailer Tow Package (53T)
- Upfitter Wiring Harness (86G)

DIMENSIONS & CAPACITIES

EXTERIOR (in.)	SWB	LWB
Length	174.2	190.0
Wheelbase	104.8	120.6
Width (including mirrors)	84.1	84.1
Height (excluding options)	72.0	72.0
INTERIOR (in.)		
Front		
Head room	46.9	46.9
Leg room (max.)	41.5	41.5
Hip room	54.2	54.2
Shoulder room	57.6	57.6
CAPACITIES (cu. ft.)		
Passenger volume	63.2	63.2
Cargo volume – Behind front seat	104.8	127.4
Max. cargo volume (with front-passenger seat folded)	123.2	145.8
Fuel capacity (gal.)	15.8	15.8
Seating	2	2
Payload (max.) (lbs.)	1,510	1,550
Curb weight (max.) (lbs.)	3,590	3,726
GVWR (max.) (lbs.)	5,130	5,302
Turning diameter (ft.) – Curb-to-curb	38.3	40.0

¹Based on Ford segmentation. ²FordPass Connect, the FordPass App, and complimentary Connected Service are required for remote features (see FordPass Terms for details). Connected service and features depend on compatible AT&T network availability. Evolving technology/cellular networks/vehicle capability may limit functionality and prevent operation of connected features. Connected service excludes Wi-Fi hotspot. FordPass App is available via download and compatible with select smartphone platforms. Message and data rates may apply. ³Available on select series. Restrictions may apply. See your dealer for details. ⁴Available on XL only. ⁵Visit fleet.ford.com for complete package content.


2021 TRANSIT
CONNECT
PASSENGER WAGON

Small Vans Class¹
Models: XL, XLT, Titanium




Transit Connect Titanium Passenger Wagon. Blue. Available equipment.

EXTERIOR COLORS³



INTERIOR COLORS³



STANDARD FEATURES

4-way adjustable steering column	Front-wheel drive (FWD)
12V powerpoints (3)	Full-size spare wheel and tire
AdvanceTrac® with RSC® (Roll Stability Control™) with Side-Wind Stabilization	Heavy-duty battery – 80-amp
Airbags – Driver and front-passenger front, front-seat side and Safety Canopy® System	LWB (long wheelbase)
Collapsible steering column	Manual climate control
EcoMode and EcoCoach	Reverse Sensing System
Electric power-assisted steering	Seats – 6-way manual driver/4-way manual front-passenger with fold-flat back
Engine – 2.0L GDI I-4 with Auto Start-Stop Technology	Seats – Fold-flat bucket 2nd-row
FordPass™ Connect ² with 4G LTE Wi-Fi hotspot capability (enables FordPass App ² features when activated)	Seats – 2-passenger fold-flat 3rd-row
Front independent MacPherson-strut suspension with stabilizer bar and rear twist-beam	SecuriLock® Passive Anti-Theft System
	Tire Pressure Monitoring System (TPMS; excludes spare)
	Transmission – 8-speed SelectShift® automatic

FORD CO-PILOT360™ TECHNOLOGY

STANDARD FEATURES:

Autolamp (Automatic On/Off Headlamps)
Ford Co-Pilot360 (XLT, Titanium) – Auto High-Beam Headlamps • BLIS® (Blind Spot Information System) with Cross-Traffic Alert • Pre-Collision Assist with Automatic Emergency Braking (AEB) (includes Forward Collision Warning and Dynamic Brake Support) • Rear View Camera
Pre-Collision Assist with Automatic Emergency Braking (AEB) (XL)
Rain-Sensing Windshield Wipers
Rear View Camera (XL)

AVAILABLE FEATURES

Adaptive cornering fog lamps	Seat – 6-way power, heated driver's, leather-trimmed
Adaptive cruise control (includes Lane-Keeping System)	Seats – 2nd-row bench
Cargo net kit – Vertical	Spare key fobs (2)
Dual-zone electronic automatic temperature control	SYNC® 3
Engine – 2.5L iVCT I-4 gas with 6-speed SelectShift automatic transmission	Trailer Tow Package with Trailer Sway Control
Engine block heater	Wireless charging pad

Forward Sensing System
HID headlamps
Mid-vehicle overhead storage
Mirrors – Power, power-folding, heated sideview
MyKey®
Remote Start System
Roof-rack side rails

FLEET EXCLUSIVES

3rd-row seats delete
Flooring - Carpet (all rows) (XL)
Speed limitation (65- or 75-mph governed top speed options)

AVAILABLE PACKAGES⁵

CNG/Propane Gaseous Engine Prep Package (XL LWB) (98G)	Trailer Tow Package (53T)
Smoker's Package (94B)	XLT Premium Package (47G)

DIMENSIONS & CAPACITIES

EXTERIOR (in.)		LWB
Length		190.0
Wheelbase		120.6
Width (including mirrors)		84.1
Height (excluding options)		71.6
INTERIOR (in.)		
1st Row		
Head room		46.9
Leg room (max.)		42.3
Hip room		54.2
Shoulder room		57.6
2nd Row		
Head room		45.7
Leg room		37.6
Hip room		58.3
Shoulder room		58.5
3rd Row		
Head room		41.9
Leg room		35.0
Hip room		47.0
Shoulder room		56.3
CAPACITIES (cu. ft.)		
Overall passenger volume		167.1
Cargo volume	Behind 1st row with rear seat(s) folded	106.0
	Behind 2nd row	60.1
	Behind 3rd row (in designated position)	16.3
	Behind 3rd row (most forward)	24.9
Fuel capacity (gal.)		15.8
Seating		5-7
Payload (max.) (lbs.)		1,420
Curb weight (max.) (lbs.)		4,029
GVWR (max.) (lbs.)		5,420
Turning diameter (ft.) – Curb-to-curb		40.0

¹Based on Ford segmentation. ²FordPass Connect, the FordPass App, and complimentary Connected Service are required for remote features (see FordPass Terms for details). Connected service and features depend on compatible AT&T network availability. Evolving technology/cellular networks/vehicle capability may limit functionality and prevent operation of connected features. Connected service excludes Wi-Fi hotspot. FordPass App is available via download and compatible with select smartphone platforms. Message and data rates may apply. ³Available on select series. Restrictions may apply. See your dealer for details. ⁴Available on XL only. ⁵Visit fleet.ford.com for complete package content.

2021 TRANSIT CARGO VAN

Full-Size Vans Class¹

Models: Transit-150, Transit-250, Transit-350, Transit-350 HD



Transit-150 MR Long Cargo Van. Oxford White. Available equipment.

EXTERIOR COLORS⁴

Oxford White

School Bus Yellow⁵

Race Red

Kapoor Red*

Blue Jeans*

Ingot Silver*

Avalanche Gray*⁶

Abyss Gray*⁶

Carbonized Gray*⁶

Agate Black*

INTERIOR COLORS⁴

Dark Palazzo Gray

Ebony


*Metallic.



Available and aftermarket upfit equipment.



Available and aftermarket upfit equipment.



Available and aftermarket upfit equipment.

STANDARD FEATURES

- 2 USB ports in 1st row
- 12V powerpoints (2)
- AdvanceTrac® with RSC® (Roll Stability Control™) with Side-Wind Stabilization
- Airbags – Driver and front-passenger front, front-seat side and Safety Canopy® System with side-curtain airbags
- Alternator – 250-amp
- Door – Sliding passenger-side
- Engine – 3.5L PFDi V6
- Flooring – Vinyl front
- FordPass™ Connect² with 4G LTE Wi-Fi hotspot capability (enables FordPass App² features when activated)

- Mirrors – Power-adjustable short-arm sideview
- Rear recovery eye
- Remote Keyless Entry System
- SecuriLock® Passive Anti-Theft System
- SOS Post-Crash Alert System™
- Tilt/telescoping steering column
- Tire Pressure Monitoring System (TPMS; excludes spare)
- Transmission – 10-speed SelectShift® automatic with overdrive

FORD CO-PILOT360™ TECHNOLOGY

STANDARD FEATURES:

- Auto High-Beam Headlamps
- Forward Collision Warning
- Hill Start Assist
- Lane-Keeping System
- Post-Collision Braking

- Pre-Collision Assist with Automatic Emergency Braking (AEB)
- Rain-Sensing Windshield Wipers
- Rear View Camera with Trailer Hitch Assist

AVAILABLE FEATURES

- 3 lengths: Regular, Long and Extended-Length
- 3 roof heights: LR, MR and HR³
- 110V/400W AC power outlet
- Adaptive Cruise Control
- Adjustable Speed Limiting Device (ASLD)
- All-Wheel Drive (AWD)
- Alternator – Dual
- Autolamp (Automatic On/Off Headlamps)
- BLIS® (Blind Spot Information System) with Cross-Traffic Alert and Trailer Coverage
- Doors – Power-sliding side (MR, HR)
- DRW (dual rear wheels)
- Engine – 3.5L EcoBoost® V6 with Auto Start-Stop Technology
- Engine hour meter
- Enhanced Active Park Assist
- Extended-range fuel tank (31 gallons; Long and Extended-Length)
- Flooring – Heavy-duty cargo
- Heavy-duty front axle

- Programmable battery guard/enhanced cutoff relay
- Upfitter interface module
- Vehicle maintenance monitor
- Reverse Sensing System
- Side Sensing System
- SYNC® 3 with 6.5" LCD capacitive touchscreen with AppLink®, 911 Assist® and 2 smart-charging USB ports
- Trailer brake controller (TBC)
- Trailer wiring provisions

FLEET EXCLUSIVES

- Daytime running lamps
- Decal (up to 15-, 25-, 45-, 70- or 95-sq.-ft.)
- Sideview mirror delete
- Smart Acceleration Truncation
- Speed limitation (65-, 70- or 75-mph governed top speed options)

AVAILABLE PACKAGES⁷

- Adventure Prep Package (47N)
- Ambulance Prep Package (47B)
- Auxiliary Heater/AC Prep Package (62C)
- Auxiliary Heater Prep Package (62A)
- Exterior Upgrade Package (18D/18L)
- Heavy-Duty Scuff Plate Kit (85B)
- Heavy-Duty Trailer Tow Package (53B)

- Interior Upgrade Package (96C)
- Load Area Protection Package (96D)
- Modified Vehicle Wiring System (53K)
- Parcel Delivery Package (47G)
- RV Prep Package (47D)
- Scuff Plate Kit (85A)
- Upfitter Package (67C)

DIMENSIONS & CAPACITIES

Low Roof (LR)	Wheelbase (in.)	Overall Height (in.)	Overall Length (in.)	Cargo Volume (cu. ft.)
Transit-150/250/350	129.9	82.2	219.9	246.7
Transit-150/250/350	147.6	82.9	237.6	277.7
Medium Roof (MR)				
Transit-150/250/350	129.9	99.1	217.8	315.2
Transit-150/250/350	147.6	101.3	235.5	357.1
High Roof (HR)				
Transit-250/350	147.6	109.6	235.5	404.3
Transit-250 Extended-Length/350 Extended-Length	147.6	110.4	263.9	487.3
Transit-350 HD Extended-Length (DRW)	147.6	110.4	263.9	487.3

CAPABILITIES⁸ (lbs.)

	Max. GVWR
Transit-150 LR/MR	8,670
Transit-250 LR/MR/HR/HR Extended-Length	9,070
Transit-350 LR/MR/HR/HR Extended-Length	9,500
Transit-350 HD HR Extended-Length (DRW)	9,950/10,360/11,000

ENGINES

	3.5L PFDi V6	3.5L EcoBoost V6 with Auto Start-Stop Technology
Horsepower (hp @ rpm)	275 @ 6,500	310 @ 5,000
Torque (lb.-ft. @ rpm)	262 @ 3,750	400 @ 2,500

¹Based on Ford segmentation. ²FordPass Connect, the FordPass App, and complimentary Connected Service are required for remote features (see FordPass Terms for details). Connected service and features depend on compatible AT&T network availability. Evolving technology/cellular networks/vehicle capability may limit functionality and prevent operation of connected features. Connected service excludes Wi-Fi hotspot. FordPass App is available via download and compatible with select smartphone platforms. Message and data rates may apply. ³HR not available on Transit-150. ⁴Available on select series. Restrictions may apply. See your dealer for details. ⁵Fleet only. ⁶New for 2021. ⁷Visit fleet.ford.com for complete package content. ⁸Maximum capabilities shown are for properly configured vehicles with required equipment. For additional information, see your dealer.

2021 TRANSIT CREW VAN

Full-Size Vans Class¹

Models: Transit-150, Transit-250, Transit-350, Transit-350 HD



STANDARD FEATURES

2 USB ports in 1st row
12V powerpoints (2)
AdvanceTrac® with RSC® (Roll Stability Control™) with Side-Wind Stabilization
Airbags – Driver and front-passenger front, front-seat side and Safety Canopy® System with side-curtain airbags for both rows
Alternator – 250-amp
Door – Sliding passenger-side
Engine – 3.5L PFDi V6
Flooring – Vinyl
FordPass™ Connect ² with 4G LTE Wi-Fi hotspot capability (enables FordPass App ² features when activated)

FORD CO-PILOT360™ TECHNOLOGY

STANDARD FEATURES:	
Auto High-Beam Headlamps	
Forward Collision Warning	
Hill Start Assist	
Lane-Keeping System	

AVAILABLE FEATURES

3 lengths: Regular, Long and Extended-Length
3 roof heights: LR, MR and HR ³
110V/400W AC power outlet
Adaptive Cruise Control
Adjustable Speed Limiting Device (ASLD)
All-Wheel Drive (AWD)
Alternator – Dual
Autolamp (Automatic On/Off Headlamps)
BLIS® (Blind Spot Information System) with Cross-Traffic Alert and Trailer Coverage
Doors – Power-sliding side (MR, HR)
DRW (dual rear wheels)
Engine – 3.5L EcoBoost® V6 with Auto Start-Stop Technology
Engine hour meter
Enhanced Active Park Assist
Extended-range fuel tank (31 gallons; Long and Extended-Length)
Flooring – Heavy-duty composite
Heavy-duty front axle

Mirrors – Power-adjustable short-arm sideview
Rear recovery eye
Remote Keyless Entry System
Seating – 5-passenger with triple-wide 2nd-row seat
SecuriLock® Passive Anti-Theft System
SOS Post-Crash Alert System™
Tire Pressure Monitoring System (TPMS; excludes spare)
Transmission – 10-speed SelectShift® automatic with overdrive
Windows – Fixed side cargo-door and rear door glass

Post-Collision Braking
Pre-Collision Assist with Automatic Emergency Braking (AEB)
Rain-Sensing Windshield Wipers
Rear View Camera with Trailer Hitch Assist

Programmable battery guard/enhanced cutoff relay
Reverse Sensing System
Side Sensing System
SYNC® 3 with 6.5" LCD capacitive touchscreen with AppLink®, 911 Assist® and 2 smart-charging USB ports
Trailer brake controller (TBC)
Trailer wiring provisions
Upfitter interface module
Vehicle maintenance monitor

FLEET EXCLUSIVES

Daytime running lamps
Decal (up to 15-, 25-, 45-, 70- or 95-sq.-ft.)
Sideview mirror delete
Smart Acceleration Truncation
Speed limitation (65-, 70- or 75-mph governed top speed options)

EXTERIOR COLORS⁴

Oxford White	School Bus Yellow ⁵	Race Red	Kapoor Red*
Blue Jeans*	Ingot Silver*	Avalanche Gray* ⁶	Abyss Gray* ⁶
Carbonized Gray* ⁶	Agate Black*	*Metallic.	

INTERIOR COLORS⁴

Dark Palazzo Gray	Ebony

AVAILABLE PACKAGES⁷

Adventure Prep Package (47N)	Heavy-Duty Trailer Tow Package (53B)
Auxiliary Heater/AC Prep Package (62C)	Modified Vehicle Wiring System (53K)
Auxiliary Heater Prep Package (62A)	Upfitter Package (67C)
Exterior Upgrade Package (18D/18L)	

DIMENSIONS & CAPACITIES

Low Roof (LR)	Wheelbase (in.)	Overall Height (in.)	Overall Length (in.)	Cargo Volume (cu. ft.)
Transit-150/250/350	129.9	82.2	219.9	158.4
Transit-150/250/350	147.6	82.6	237.6	204.7
Medium Roof (MR)				
Transit-150/250/350	129.9	99.1	217.8	220.4
Transit-150/250/350	147.6	100.3	235.5	263.4
High Roof (HR)				
Transit-250/350	147.6	109.2	235.5	300.2
Transit-250 Extended-Length/ 350 Extended-Length	147.6	110.2	263.9	383.8
Transit-350 HD Extended-Length (DRW)	147.6	110.2	263.9	383.8

CAPABILITIES⁸ (lbs.)

	Max. GVWR
Transit-150 LR/MR	8,670
Transit-250 LR/MR/HR	9,070
Transit-350 LR/MR/HR	9,500
Transit-350 HD HR Extended-Length (DRW)	9,950/10,360

ENGINES

	3.5L PFDi V6	3.5L EcoBoost V6 with Auto Start-Stop Technology
Horsepower (hp @ rpm)	275 @ 6,500	310 @ 5,000
Torque (lb.-ft. @ rpm)	262 @ 3,750	400 @ 2,500

¹Based on Ford segmentation. ²FordPass Connect, the FordPass App, and complimentary Connected Service are required for remote features (see FordPass Terms for details). Connected service and features depend on compatible AT&T network availability. Evolving technology/cellular networks/vehicle capability may limit functionality and prevent operation of connected features. Connected service excludes Wi-Fi hotspot. FordPass App is available via download and compatible with select smartphone platforms. Message and data rates may apply. ³HR not available on Transit-150. ⁴Available on select series. Restrictions may apply. See your dealer for details. ⁵Fleet only. ⁶New for 2021. ⁷Visit fleet.ford.com for complete package content. ⁸Maximum capabilities shown are for properly configured vehicles with required equipment. For additional information, see your dealer.

2021 TRANSIT PASSENGER VAN

Full-Size Vans Class¹

Models: Transit-150 XL, Transit-150 XLT, Transit-350 XL, Transit-350 XLT, Transit-350 HD XL, Transit-350 HD XLT



Transit-350 XLT LR Regular Passenger Van. Kapoor Red. Available equipment.

EXTERIOR COLORS⁴

Oxford White

School Bus Yellow⁵

Race Red

Kapoor Red*

Blue Jeans*

Ingot Silver*

Avalanche Gray*⁶

Abyss Gray*⁶

Carbonized Gray*⁶


Agate Black*

*Metallic.

INTERIOR COLORS⁴

Dark Palazzo Gray

Ebony



STANDARD FEATURES

- 2 USB ports in 1st row
- Up to 4 additional USB ports behind 1st row (1 in each row; depending on seating configuration)
- 12V powerpoints (2)
- AdvanceTrac® with RSC® (Roll Stability Control™) with Side-Wind Stabilization
- Airbags – Driver and front-passenger front, front-seat side and Safety Canopy® System with side-curtain airbags
- Alternator – 250-amp
- Cruise control (XLT)
- Door – Sliding passenger-side
- Engine – 3.5L PFDi V6

- FordPass™ Connect² with 4G LTE Wi-Fi hotspot capability (enables FordPass App² features when activated)
- Halogen headlamps
- Heavy-duty front axle
- Mirrors – Power, power-folding, short-arm sideview
- Remote Keyless Entry System
- SOS Post-Crash Alert System™
- Tilt/telescoping steering column
- Tire Pressure Monitoring System (TPMS; excludes spare)
- Transmission – 10-speed SelectShift® automatic with overdrive

FORD CO-PILOT360™ TECHNOLOGY

STANDARD FEATURES:

- Auto High-Beam Headlamps
- Autolamp (Automatic On/Off Headlamps) (XLT)
- BLIS® (Blind Spot Information System) with Cross-Traffic Alert and Trailer Coverage (XLT)
- Forward Collision Warning
- Hill Start Assist
- Lane-Keeping System

- Post-Collision Braking
- Pre-Collision Assist with Automatic Emergency Braking (AEB)
- Rain-Sensing Windshield Wipers
- Rear View Camera with Trailer Hitch Assist
- Reverse Sensing System (XLT)
- Side Sensing System (XLT)

AVAILABLE FEATURES

- 3 lengths: Regular, Long and Extended-Length
- 3 roof heights: LR, MR and HR³
- Adaptive Cruise Control
- Adjustable Speed Limiting Device (ASLD)
- All-Wheel Drive (AWD)
- Alternator – Dual
- Autolamp (Automatic On/Off Headlamps) (XL)
- BLIS (Blind Spot Information System) with Cross-Traffic Alert and Trailer Coverage (XL)
- Doors – 60/40 swing-out passenger-side (LR)
- Doors – Power-sliding side (MR, HR)
- DRW (dual rear wheels)
- Engine – 3.5L EcoBoost® V6 with Auto Start-Stop Technology
- Engine hour meter
- Extended-range fuel tank (31 gallons; Long and Extended-Length)

- Programmable battery guard/enhanced cutoff relay
- Upfitter interface module
- Vehicle maintenance monitor
- Reverse Sensing System (XL)
- SYNC® 3 with 6.5" LCD capacitive touchscreen with AppLink®, 911 Assist® and 2 smart-charging USB ports
- Trailer wiring provisions

FLEET EXCLUSIVES

- Daytime running lamps
- Decal (up to 15-, 25-, 45-, 70- or 95-sq.-ft.)
- Smart Acceleration Truncation
- Speed limitation (65-, 70- or 75-mph governed top speed options)

AVAILABLE PACKAGES⁷

Auxiliary Heater/AC Prep Package (62C)	Heavy-Duty Trailer Tow Package (53B)
Auxiliary Heater Prep Package (62A)	Livery Package (47L)
Builder's Prep Package (47E)	Modified Vehicle Wiring System (53K)
Exterior Upgrade Package (standard on XLT) (18D/18L)	Upfitter Package (67C)

DIMENSIONS & CAPACITIES

Low Roof (LR)	Wheelbase (in.)	Overall Height (in.)	Overall Length (in.)	Seating
Transit-150	129.9	82.2	219.9	2/8/10
Transit-350	147.6	82.9	237.6	2/12/14/15
Medium Roof (MR)				
Transit-150	129.9	98.7	217.8	2/5/8/10
Transit-350	147.6	99.8	235.5	2/8/12/14/15
High Roof (HR)				
Transit-350	147.6	109.6	235.5	2/8/12/14/15
Transit-350 HD Extended-Length (DRW)	147.6	109.4	263.9	2/10/14/15

CAPABILITIES⁸ (lbs.)

	Max. GVWR
Transit-150 LR/MR	8,550
Transit-350 LR	9,550
Transit-350 MR/HR	9,550
Transit-350 HD HR Extended-Length (DRW)	10,360

ENGINES

	3.5L PFDi V6	3.5L EcoBoost V6 with Auto Start-Stop Technology
Horsepower (hp @ rpm)	275 @ 6,500	310 @ 5,000
Torque (lb.-ft. @ rpm)	262 @ 3,750	400 @ 2,500

¹Based on Ford segmentation. ²FordPass Connect, the FordPass App, and complimentary Connected Service are required for remote features (see FordPass Terms for details). Connected service and features depend on compatible AT&T network availability. Evolving technology/cellular networks/vehicle capability may limit functionality and prevent operation of connected features. Connected service excludes Wi-Fi hotspot. FordPass App is available via download and compatible with select smartphone platforms. Message and data rates may apply. ³HR not available on Transit-150. ⁴Available on select series. Restrictions may apply. See your dealer for details. ⁵Fleet only. ⁶New for 2021. ⁷Visit fleet.ford.com for complete package content. ⁸Maximum capabilities shown are for properly configured vehicles with required equipment. For additional information, see your dealer.

2021 TRANSIT CUTAWAY & CHASSIS CAB

Full-Size Vans Class¹

Models: Transit-250, Transit-350, Transit-350 HD



Transit-350 HD Chassis Cab. Race Red. Available and aftermarket upfit equipment.

STANDARD FEATURES

2 USB ports
12V powerpoints (2)
25-gallon fuel tank capacity
AdvanceTrac® with RSC® (Roll Stability Control™) with Side-Wind Stabilization
Airbags – Driver and front-passenger front, front-seat side and Safety Canopy® System with side-curtain airbags
Alternator – 250-amp
Back-of-cab window (Chassis Cab)
Engine – 3.5L PFDi V6
Flooring – Vinyl front

FORD CO-PILOT360™ TECHNOLOGY

STANDARD FEATURES:

Auto High-Beam Headlamps
Forward Collision Warning
Hill Start Assist
Lane-Keeping System

FordPass™ Connect ² with 4G LTE Wi-Fi hotspot capability (enables FordPass App ² features when activated)
Remote Keyless Entry System
Roof height – LR
Roof marker lamps
SOS Post-Crash Alert System™
Tilt/telescoping steering column
Tire Pressure Monitoring System (TPMS; excludes available spare)
Transmission – 10-speed SelectShift® automatic with overdrive

Post-Collision Braking
Pre-Collision Assist with Automatic Emergency Braking (AEB)
Rain-Sensing Windshield Wipers

AVAILABLE FEATURES

110V/150W AC power outlet
Adaptive Cruise Control
Adjustable Speed Limiting Device (ASLD)
All-Wheel Drive (AWD)
Alternator – Dual
Autolamp (Automatic On/Off Headlamps) (Cutaway)
Cruise control
DRW (dual rear wheels)
Engine – 3.5L EcoBoost® V6 with Auto Start-Stop Technology
Engine block heater
Engine hour meter
Enhanced Frontal Area Limitation
Extended-range fuel tank (31 gallons; Long and Extended-Length)
Front and rear split-view camera
Heavy-duty front axle
Programmable battery guard/enhanced cutoff relay

Push-down manual parking brake (Cutaway)
Running boards
Safety glass (Cutaway)
SYNC® 3 with 6.5" LCD capacitive touchscreen with AppLink®, 911 Assist® and 2 smart-charging USB ports
Trailer brake controller (TBC)
Trailer wiring provisions
Upfitter interface module
Vehicle maintenance monitor

FLEET EXCLUSIVES

Daytime running lamps
Smart Acceleration Truncation
Speed limitation (65-, 70- or 75-mph governed top speed options)

EXTERIOR COLORS³

Oxford White	School Bus Yellow ⁴	Race Red	Kapoor Red*
Blue Jeans*	Ingot Silver*	Avalanche Gray* ⁵	Abyss Gray* ⁵
Carbonized Gray* ⁵	Agate Black*		

*Metallic.

INTERIOR COLORS³

Dark Palazzo Gray	Ebony

AVAILABLE PACKAGES⁶

Ambulance Prep Package – Cutaway only (47F)	Parcel Delivery Package – Cutaway only (47G)
Auxiliary Heater/AC Prep Package (62C)	Radio Prep Package (58T)
Auxiliary Heater Prep Package (62A)	Right-Hand Door Delete Package – Cutaway only (60X)
Exterior Upgrade Package (18D/18L)	School Bus Prep Package – Cutaway only (47C)
Interior Upgrade Package (47A)	Shuttle Bus Prep Package – Cutaway only (47S)
Motorhome Prep Package – Cutaway only (47M)	Upfitter Package (67C)
Multifunctional School Activity Bus Prep Package – Cutaway only (47Q)	

DIMENSIONS & CAPACITIES

	Wheelbase (in.)	Cab to Rear Axle (CA) (in.)	Rear Axle to End of Frame (in.)
Transit-250 Cutaway/Chassis Cab	138.0	82.6	45.1
Transit-350 Cutaway/Chassis Cab	138.0	82.6	45.1
Transit-350 HD Cutaway/Chassis Cab (DRW)	138.0	82.6	45.1
Transit-250 Cutaway/Chassis Cab	155.7	100.3	45.1
Transit-350 Cutaway/Chassis Cab	155.7	100.3	45.1
Transit-350 HD Cutaway/Chassis Cab (DRW)	155.7	100.3	45.1
Transit-350 HD Cutaway/Chassis Cab (DRW)	178.0	122.6	45.1

CAPABILITIES⁷ (lbs.)

	Driveline	Max. GVWR
Transit-250 Cutaway/Chassis Cab	SRW	9,070
Transit-350 Cutaway/Chassis Cab	SRW	9,500
Transit-350 HD Cutaway/Chassis Cab	DRW	9,950
Transit-350 HD Cutaway/Chassis Cab	DRW	11,000

ENGINES

	3.5L PFDi V6	3.5L EcoBoost V6 with Auto Start-Stop Technology
Horsepower (hp @ rpm)	275 @ 6,500	310 @ 5,000
Torque (lb.-ft. @ rpm)	262 @ 3,750	400 @ 2,500

¹Based on Ford segmentation. ²FordPass Connect, the FordPass App, and complimentary Connected Service are required for remote features (see FordPass Terms for details). Connected service and features depend on compatible AT&T network availability. Evolving technology/cellular networks/vehicle capability may limit functionality and prevent operation of connected features. Connected service excludes Wi-Fi hotspot. FordPass App is available via download and compatible with select smartphone platforms. Message and data rates may apply. ³Available on select series. Restrictions may apply. See your dealer for details. ⁴Fleet only. ⁵New for 2021. ⁶Visit fleet.ford.com for complete package content. ⁷Maximum capabilities shown are for properly configured vehicles with required equipment. For additional information, see your dealer.

2021 E-SERIES CUTAWAY & STRIPPED CHASSIS

Full-Size Van-Based Chassis Cabs Class¹

Models: E-350 Cutaway,
E-350 Stripped Chassis,
E-450 Cutaway,
E-450 Stripped Chassis




E-450 Cutaway. Oxford White. Available and aftermarket upfit equipment.

EXTERIOR COLORS²



INTERIOR COLORS²



*Metallic.



STANDARD FEATURES

- 3-point safety belts with height-adjustable D-rings (Cutaway)
- 40-gallon fuel tank capacity (aft-of-axle)
- Airbags – Driver and front-passenger front (Cutaway)
- Air conditioning delete (Stripped Chassis)
- Alternator – 210-amp
- Audio – Bluetooth® capable AM/FM stereo with USB port
- Autolamp (Automatic On/Off Headlamps)
- Battery – Heavy-duty (78-amp hour)
- Brakes – Bosch® HydroBoost® hydraulic brake system with traction control

- Electronic Stability Control
- Engine – 7.3L V8 Premium
- Modified vehicle wiring kit and system
- Seats – High-back buckets with vinyl trim and inboard armrests (Cutaway)
- Telematics modem
- Tire Pressure Monitoring System (TPMS; excludes spare; SRW)
- Transmission – 6-speed automatic TorqShift®, Hill Start Assist, overdrive and tow/haul mode

AVAILABLE FEATURES

- 55-gallon fuel tank capacity (standard on E-450)
- 110V/150W AC power outlet
- Airbag – Passenger-side front delete
- Alternator – 240-amp
- Alternator – 240-/157-amp dual
- Auxiliary heater
- Batteries – Dual heavy-duty (Cutaway)
- Cruise control
- Daytime running lamps
- Engine – 7.3L V8 Economy
- Engine block heater
- High-capacity upfitter switches (4)
- Mirrors – Telescoping manual sideview with integrated auxiliary mirrors

- Rear View Camera (Cutaway)
- Remote Keyless Entry System (Cutaway)
- SecuriLock® Passive Anti-Theft System
- Tire Pressure Monitoring System (TPMS; excludes spare; DRW) (TPMS and DRW included with Motorhome Prep Package)
- Upfitter Interface Module

FLEET EXCLUSIVES

- Engine console cover delete
- Front max. GAWR
- Speed limitation (65- or 75-mph governed top speed options)

AVAILABLE PACKAGES⁴

- Ambulance Prep Package (47H)
- Auxiliary Heater and AC Connector Package with rear fan controls (57X)
- Auxiliary Heater and AC Connector Package without rear fan controls (57L)
- Driver-Assist Technology Package (526)
- High-Series Exterior Upgrade Package (18A)
- Insulation Package (552)
- Interior Upgrade Package (18C)

- Motorhome Prep Package (47R)
- Multifunctional School Activity Bus Prep Package (47J)
- Power Windows and Locks Group (903)
- Radio Prep Packages (58F, 58W)
- Right-Hand Door Delete Package (60X)
- School Bus Prep Package (47S)
- Shuttle Bus Prep Package (47B)

CAPABILITIES⁵ (lbs.)

		Wheelbase						
		138" SRW (Premium/ Economy)	138" DRW (Premium/ Economy)	158" SRW (Premium/ Economy)	158" DRW (7.3L Premium)	158" DRW (7.3L Economy)	176" DRW (7.3L Premium)	176" DRW (7.3L Economy)
E-350 Cutaway	Max. GVWR	10,050	11,500	10,050	12,500	12,500	12,500	12,500
	Max. payload	5,100	6,270	5,030	7,210	7,210	7,200	7,200
E-350 Stripped Chassis	Max. GVWR	—	11,500	—	12,500	12,500	12,500	12,500
	Max. payload	—	6,870	—	7,820	7,820	7,760	7,760
E-450 Cutaway	Max. GVWR	—	—	—	14,500	14,000	14,500	14,000
	Max. payload	—	—	—	8,980	8,480	8,980	8,480
E-450 Stripped Chassis	Max. GVWR	—	—	—	14,500	14,000	14,500	14,000
	Max. payload	—	—	—	9,690	9,190	9,640	9,140

Capabilities shown may vary due to optional features and/or production variability.

ENGINES






	7.3L V8 Premium	7.3L V8 Economy
Horsepower (hp @ rpm)	350 @ 3,900 rpm	300 @ 3,750
Torque (lb.-ft. @ rpm)	468 @ 3,900	425 @ 3,250

MAX. GCWR⁶ (lbs.)

ENGINE	E-350 Cutaway SRW	E-350 Cutaway DRW	E-350 Stripped Chassis	E-450 Cutaway	E-450 Stripped Chassis
7.3L V8 Economy	13,000	17,000	17,000	18,000	18,000
7.3L V8 Premium	18,500	18,500	18,500	22,000	22,000

Max. trailer weight = GCWR - vehicle GVWR or 10,000 lbs., whichever is less.

¹Based on Ford segmentation. ²Available on select series. Restrictions may apply. See your dealer for details. ³Fleet only. ⁴Visit fleet.ford.com for complete package content. ⁵Maximum capabilities shown are for properly equipped vehicles with required equipment. Payload rating with a 150-lb. driver. Weight of additional options, equipment, passengers and cargo must be deducted from payload weight. For additional information, see your dealer. ⁶Cutaway ratings are based on incomplete vehicles. Final vehicle manufacturer weights and ratings will vary due to upfit and modification requirements.

					
	POLICE INTERCEPTOR[®] UTILITY	F-150 POLICE RESPONDER^{®4}	F-150 SPECIAL SERVICE VEHICLE	EXPEDITION/MAX SPECIAL SERVICE VEHICLE	TRANSIT PRISONER TRANSPORT VEHICLE
Engines Horsepower (hp @ rpm) ¹ Torque (lb.-ft. @ rpm) ¹	3.3L V6 Hybrid 318 @ 6,500 ² 322 @ 2,500 ² (Standard) 3.0L EcoBoost [®] V6 400 @ 5,500 ³ 415 @ 3,000 ³ (Available) 3.3L V6 FFV 285 @ 6,500 260 @ 4,000 (Available)	3.5L EcoBoost V6 375 @ 5,000 470 @ 3,500 (Standard)	5.0L Ti-VCT V8 FFV TBD TBD (Available) 3.5L EcoBoost V6 TBD TBD (Available) 3.5L PowerBoost [™] V6 Full Hybrid TBD TBD (Available)	3.5L EcoBoost V6 375 @ 5,000 470 @ 3,500 (Standard)	3.5L PFDi V6 275 @ 6,500 262 @ 3,750 (Standard) 3.5L EcoBoost V6 with Auto Start-Stop Technology 310 @ 5,000 400 @ 2,500 (Available)
Battery (amp hours/CCA)	80/800	80/800	70/760 (3.5L EcoBoost), 70/610 (5.0L Ti-VCT)	72/675	Single – 70/610 (standard), single AGM (absorbent glass mat) – 70/610 (optional), dual heavy-duty AGM – 70/760 (optional)
Transmission	10-speed automatic (police-calibrated)	10-speed SelectShift [®] automatic with Selectable Drive Modes	10-speed SelectShift automatic with Selectable Drive Modes (not available with the 3.5L PowerBoost) HEV electronic 10-speed automatic transmission with Selectable Drive Modes (3.5L PowerBoost only)	10-speed SelectShift automatic	10-speed SelectShift automatic with overdrive
Braking system	4-wheel heavy-duty disc with Anti-Lock Brake System (ABS) (police-calibrated)	4-wheel vented disc with Anti-Lock Brake System (ABS)	4-wheel vented disc with Anti-Lock Brake System (ABS)	4-wheel disc with Anti-Lock Brake System (ABS)	4-wheel disc with Anti-Lock Brake System (ABS)
Airbags	Driver and front-passenger dual-stage front airbags in Personal Safety System, [™] driver and front-passenger knee airbags, front-seat side airbags, plus Safety Canopy [®] System (side- curtain airbags) and rollover sensor	Driver and front-passenger dual-stage front airbags in Personal Safety System, front-seat side airbags, plus Safety Canopy System (side-curtain airbags) and rollover sensor	Driver and front-passenger dual-stage front airbags in Personal Safety System, front-seat side airbags, plus Safety Canopy System (side-curtain airbags) and rollover sensor	Driver and front-passenger dual-stage front airbags in Personal Safety System, front-seat side airbags, plus Safety Canopy System (side-curtain airbags) and rollover sensor	Driver and front-passenger front airbags, front-seat side airbags, plus Safety Canopy System (side-curtain airbags) and rollover sensor
Wheelbase (in.)	119.1	145.0	145.4–157.2	122.5; 131.6 (MAX)	129.9 (Regular); 147.6 (Long and Extended-Length)
Length (in.)	198.8	231.9	231.7–243.5	210.0; 221.9 (MAX)	219.9 (LR Regular); 217.8 (MR Regular); 237.6 (LR Long); 235.5 (MR and HR Long); 263.9 (HR Extended-Length)
Width (in.) (excluding mirrors)	78.9	79.9	79.9	81.6	81.3 (Regular and Long); 83.7 (Extended-Length DRW)
Height (in.) (excluding options)	69.4	77.2	75.6–77.6	76.6 (4x2); 76.4 (4x4); 76.4 (4x2) (MAX); 76.2 (4x4) (MAX)	82.2 (LR Regular); 99.1 (MR Regular); 82.9 (LR Long); 101.3 (MR Long); 109.6 (HR Long); 110.4 (HR Extended-Length)
Seating capacity	5	5	5	5, 8	2
Head room (in.) (F/R)	40.7/40.4	40.8/40.4	40.8/40.4	42.0 (max.)/40.0	40.8 (LR); 52.0 (MR); 56.6 (HR)
Leg room (in.) (F/R)	40.9/40.7	43.9 (max.)/43.6	43.9/43.6	43.9 (max.)/41.5	41.3/—
Hip room (in.) (F/R)	59.3/59.1	62.5/64.7	62.5/62.6	62.2/62.6	60.7/—
Shoulder room (in.) (F/R)	61.8/61.3	66.7/65.9	66.7/66.0	64.9/64.8	67.9/—
Passenger volume (cu. ft.)	118.0	131.8	116.0 (SuperCab)/131.9 (SuperCrew)	171.9; 172.0 (MAX)	63.7 (LR); 81.1 (MR); 88.3 (HR)
Total interior volume (cu. ft.)	170.0	131.8	116.0 (SuperCab)/131.9 (SuperCrew)	229.4; 245.3 (MAX)	—
Cargo capacity (cu. ft.)	90.3 (behind 1st row); 52.0 (behind 2nd row)	52.8 (5½' box)	52.8 (5½' box); 62.3 (6½' box); 77.4 (8' box)	104.6 (behind 1st row); 121.5 (MAX) (behind 1st row); 57.5 (behind 2nd row); 73.3 (MAX) (behind 2nd row);	246.7 (LR Regular); 315.2 (MR Regular); 277.7 (LR Long); 357.1 (MR Long); 404.3 (HR Long); 487.3 (HR Extended-Length)
Fuel tank capacity (gal.)	19.0 (3.3L V6 Hybrid) 21.4 (3.0L EcoBoost/3.3L V6 FFV)	26.0	23.0 (SuperCab)/26.0 (SuperCrew) 26.0 (36.0 optional)	23.0; 28.0 (MAX)	25.0
Maximum payload¹ (lbs.)	1,670	2,050	TBD	TBD	4,530 ⁵



¹Based on 2020 model-year ratings. ²Calculated via combined performance of the engine and electric motor(s) with peak battery power. The calculations utilize SAE J1349[®] engine results and Ford electric motor dyno testing. Your results may vary. ³Horsepower and torque ratings based on premium fuel per SAE J1349 standard. Your results may vary. ⁴2020 model year. ⁵Maximum capabilities shown are for properly configured vehicles with required equipment. For additional information, see your dealer.


2021 POLICE INTERCEPTOR® UTILITY



EXTERIOR COLORS

Oxford White	Smokestone*	Arizona Beige*	Medium Brown*	Kodiak Brown*	Vermillion Red
Dark Toreador Red*	Light Blue*	Royal Blue	Blue*	Dark Blue	Medium Titanium*
Carbonized Gray*	Iconic Silver*	Silver Gray*	Sterling Gray*	Agate Black*	*Metallic.

INTERIOR COLOR



STANDARD FEATURES

4.2" LCD screen in police instrument cluster and center stack “smart display”	Column-mounted shifter
11" space between driver’s seat and front-passenger seat for aftermarket consoles	Cooling system – Heavy-duty
12V powerpoint	Cruise control
75-mph rear-impact-tested ¹	Dash pass-through for aftermarket wiring
AdvanceTrac® with RSC® (Roll Stability Control™)	DC/DC converter – 220-amp
Airbags – Driver and front-passenger knee, front-seat side, plus Safety Canopy® System (side-curtain airbags) and rollover sensor	Dual-zone electronic automatic temperature control (DEATC)
Audio – AM/FM stereo with MP3 capability, Bluetooth® interface, USB port, clock and 4 speakers	Easy Fuel® capless fuel filler
Battery – H7 AGM (80-amp-hr/800-CCA)	Electric power-assisted steering (heavy-duty)
Brakes – 4-wheel heavy-duty disc with police-calibrated Anti-Lock Brake System (ABS) and police-calibrated high-performance Regenerative Braking System	Engine – 3.3L V6 Direct-Injection Hybrid Engine System
Built-in steel intrusion plates in both front seat backs	Engine-hour meter
Class III trailer hitch receiver – 5,000-lb. capacity	Engine-idle meter
Class III Trailer Tow Lighting Package	Exterior key locks – Driver, front-passenger and liftgate
	Fleet ignition keys (4)
	Flooring – Heavy-duty vinyl
	Ford Telematics modem with complimentary 2-year trial subscription ²
	Front-console mounting plate
	Full-size spare wheel and tire with Tire Pressure Monitoring System (TPMS; requires programming)

Full-time Intelligent all-wheel drive (AWD)	Powertrain mounts – Heavy-duty
Glass – Solar-tinted 1st-row; privacy glass 2nd-row and rear cargo area	Rear spoiler
Headlamps – LED low and high beams	Rear-window defroster
Headlamps – Wig-wag functionality including ping-pong (default), triple-burst, or ping-pong/triple-burst; includes pre-drilled holes for user-installed strobes	Red/white dome light – 1st-row
Headliner – Easy-to-service	Scuff plates – Front and rear door-sill
Independent front and rear suspensions	Seat – Front heavy-duty cloth driver’s with 6-way power and manual lumbar
Individual Tire Pressure Monitoring System (TPMS)	Seat – Front heavy-duty cloth passenger
Liftgate release switch – Overhead console	Seat – Rear vinyl 35/30/35 split bench
Lithium-ion battery pack	SOS Post-Crash Alert System™
Locking glove box	Steering wheel – Unique with 4 user-configurable switches
Mirrors – Power sideview, manual foldaway with integrated blind spot mirrors	Supplemental front-door tethers
Personal Safety System™ for driver and front passenger with dual-stage front airbags	Taillamps – LED
Power door locks	Tilt/telescoping steering column
Power windows with front one-touch-up/-down with disable feature	Tires – 255/60R18 BSW all-season
	Transmission – 10-speed automatic (police-calibrated)
	Two (2) 50-amp battery ground circuits – Power distribution junction block
	Universal equipment tray on top of instrument panel
	Wheels – Heavy-duty 18" steel

AVAILABLE FEATURES

1st- and 2nd-row carpeting	Engine block heater
12.1" integrated computer screen with SYNC® 3	Front Auxiliary Warning Lamps
18" full-face wheel covers	Front-console mounting plate delete
100W siren/speaker	Front Interior Visor Light Bar (LED)
Ballistic door panels – Level III+ and Level IV+	Glass – Solar-tinted 2nd-row (clear)
Battery – H8 AGM (92-amp-hr/850-CCA)	Glass – Solar-tinted 2nd- and 3rd-row (clear)
BLIS® (Blind Spot Information System) with Cross-Traffic Alert	Global lock/unlock feature
Cargo storage vault	Hidden door lock plungers with inoperable rear door controls
Climate controls – Auxiliary rear air conditioning	Inoperable rear door controls
Dark Car feature	Keys – Keyed alike
Daytime running lamps	Low-band frequency noise suppression kit
Engine – 3.0L EcoBoost®	Mirrors – Heated sideview
Engine – 3.3L V6 Direct-Injection FFV	Mirrors – Sideview with LED side marker lamps
	Noise suppression bonds

Perimeter alarm (requires key fob)	Rear spoiler traffic warning lights (LED)
Police Engine Idle feature	Rear View Camera (viewable in electrochromic rearview mirror); no-charge option
Police Interceptor badge delete	Red/white dome light – Rear cargo area
Police Perimeter Alert	Remote Keyless Entry System (key fob)
Power passenger seat (8-way) with manual recline and lumbar support	Reverse Sensing System
Pre-Collision Assist with Automatic Emergency Braking (AEB) with unique temporary disable switch for law enforcement use	Seat – Rear center seat delete
Pre-wiring for grille lamp, siren and speaker	Seat – Rear heavy-duty cloth
Rear auxiliary liftgate lights	Spot lamps (LED)
Rear bumper step pad	Spot lamps prep kit
Rear Camera On Demand	Underbody deflector plate
Rear-console mounting plate	Wheels – 18" painted aluminum
Rear quarter glass LED side marker lamps	

DIMENSIONS & CAPACITIES⁴

EXTERIOR (in.)	
Length	198.8
Wheelbase	119.1
Width (excluding mirrors/including mirrors)	78.9/89.3
Height (excluding options)	69.4
Cargo area (width/length)	47.9/46.2
Cargo rear opening (height/width at floor)	31.9/47.6
Liftover height (ground to cargo deck)	30.9
Liftgate to ground (when raised)	73.0
Step-in height	18.6
INTERIOR (in.)	
Head room (F/R)	40.7/40.4
Leg room (F/R)	40.9/40.7
Hip room (F/R)	59.3/59.1
Shoulder room (F/R)	61.8/61.3

CAPACITIES		
Passenger volume (cu. ft.)		118.0
Cargo volume (cu. ft.)	Behind 1st row	90.3
	Behind 2nd row	52.0
Total interior volume (cu. ft.)		170.0
Cargo capacity (lbs.)		880
Payload (lbs.)		1,670
GVWR (lbs.)	3.3L V6 Hybrid	6,840
	3.0L EcoBoost	6,500
	3.3L V6 FFV	6,465
Max. towing (lbs.)		5,000
Fuel tank (gal.)	3.3L V6 Hybrid	19.0
	3.0L EcoBoost	21.4
	3.3L V6 FFV	21.4
Seating		5

FORD CO-PILOT360™ TECHNOLOGY

STANDARD FEATURES:

Autolamp Automatic On/Off Headlamps
Rear View Camera with Washer (displayed in 4.2" LCD center stack screen)

WARRANTIES & POWERTRAIN SERVICE PLAN

3-year/36,000-mile Bumper-to-Bumper Warranty
5-year/100,000-mile Powertrain CARE ESP (zero deductible)
8-year/100,000-mile Hybrid Unique Component Warranty

AVAILABLE PACKAGES³

Front Headlamp Lighting Solution (66A)	Rear Lighting Solution (66C)
Interior Upgrade Package (65U)	Taillamp Lighting Solution (66B)
Police Wire Harness Connector Kit – Front/Rear (67V)	Taillamp/Police Interceptor Housing Only (86T)
Ready-for-the-Road Package (67H)	Ultimate Wiring Package (67U)

¹The full-size spare tire secured in the factory location is necessary to achieve police-rated 75-mph rear-impact crash-test performance attributes. ²2-year subscription for Ford Telematics starts on vehicle sale date. Subscription features may be limited. Factors causing this limitation may include, but are not limited to, issues related to cellular coverage carrier outages and carrier network service interruptions. Complimentary service ends after 2 years. ³Visit fleet.ford.com for complete package content. ⁴Dimensions and capacities shown may vary due to optional features and/or production variability. ⁵Based on 2020 model-year ratings. ⁶Calculated via combined performance of the engine and electric motor(s) with peak battery power. The calculations utilize SAE J1349® engine results and Ford electric motor dyno testing. Your results may vary. ⁷Horsepower and torque ratings based on premium fuel per SAE J1349 standard. Your results may vary.

2020 F-150 POLICE RESPONDER®



F-150 Police Responder. Agate Black. Available and aftermarket upfit equipment.

EXTERIOR COLORS³

Oxford White

Race Red

Velocity Blue*

Blue Jeans*

Iconic Silver*

Stone Gray*

Magnetic*

Agate Black*

*Metallic.

INTERIOR COLOR

Medium Earth Gray



STANDARD FEATURES

- SuperCrew® 4x4 with 5.5' box*
- 12V powerpoints, front (2)
 - AdvanceTrac® with RSC® (Roll Stability Control™)
 - Airbags – Front-seat side and Safety Canopy® System with side-curtain airbags and rollover sensor
 - Alternator – 240-amp
 - Audio – AM/FM stereo with 6 speakers
 - Brakes – Upgraded power 4-wheel vented disc with Anti-Lock Brake System (ABS)
 - Built-in steel intrusion plates in both front seat backs
 - Cargo box tie-downs (4)
 - Class IV trailer hitch receiver
 - Column-mounted shifter
 - Electronic shift-on-the-fly (ESOF)
 - Engine – 3.5L EcoBoost® V6
 - Engine-hour meter
 - Engine-idle meter
 - Flooring – Black vinyl
 - Ford Telematics modem¹
 - FX4 Off-Road Package includes electronic-locking rear axle, Hill Descent Control,™ off-road-tuned shock absorbers, and skid plates on the fuel tank, transfer case and front differential
 - Mirrors – Power sideview
 - MyKey®

- Perimeter alarm
- Personal Safety System™ for driver and front passenger with dual-stage front airbags
- Power lug under rear seat
- Power windows and door locks
- Red/white task lighting in overhead console
- Reinforced universal I/P top tray for mounting equipment
- Remote Keyless Entry System
- Seats – Police-grade cloth, 8-way power driver's seat and 4-way manual front-passenger seat with center seat section deleted (40/blank/40 front seats)
- Seat – Front-seat rear map pockets delete
- Seat – Rear vinyl bench
- SecuriLock® Passive Anti-Theft System
- SOS Post-Crash Alert System™
- Speedometer – Police-calibrated
- SYNC® with smart-charging USB port (1)
- Tire Pressure Monitoring System (TPMS; excludes spare)
- Tires – LT275/65R18 OWL all-terrain
- Transmission – 10-speed SelectShift® automatic with Selectable Drive Modes: Normal, Tow/Haul, Snow/Wet, EcoSelect and Sport
- Wheels – 18" 6-spoke machined aluminum with Magnetic-painted pockets

FORD CO-PILOT360™ TECHNOLOGY

STANDARD FEATURES:

- Autolamp Automatic On/Off Headlamps
- Curve Control
- Rear View Camera with Dynamic Hitch Assist
- Trailer Sway Control

WARRANTY & POWERTRAIN SERVICE PLAN

- 3-year/36,000-mile Bumper-to-Bumper Warranty
- 5-year/100,000-mile Powertrain CARE ESP (zero deductible)

AVAILABLE PACKAGE²

- Trailer Tow Package (53A)

AVAILABLE FEATURES

- Backup alarm system
- Black platform running boards
- Box side steps
- BoxLink™ with 4 premium locking cleats
- Bumpers – Chrome, front and rear
- Daytime running lamps – Non-configurable
- Engine block heater
- Fixed rear window with privacy glass and defroster
- Fog lamps
- Integrated trailer brake controller
- LED warning strobes (Amber)
- LED warning strobes (Red/Blue)
- Mirrors – Manual-folding, power, heated sideview with integrated turn signal indicators; LED security approach lamps; LED spotlights; driver's side auto-dimming feature; and black mirror caps

- Mirrors – Manual-folding/-telescoping trailer tow with power, heated glass; integrated turn signal indicators; LED security approach lamps; LED spotlights; and black mirror caps
- Plastic drop-in bedliner
- Pre-Collision Assist with Automatic Emergency Braking (AEB)
- Reverse Sensing System
- Seat – 10-way power front-passenger
- Stowable bed extender
- Stowable loading ramps
- Tailgate step includes step and grab bar
- Tonneau cover – Hard-folding⁴
- Tonneau cover – Soft-folding⁴
- Tough Bed® spray-in bedliner

CARGO AREA

CARGO AREA (in.)	5½' Styleside Box
Length at floor	67.1
Width at wheelhouse	50.6
Maximum width inside box	65.2
Volume (cu. ft.)	52.8

DIMENSIONS & CAPACITIES⁵

EXTERIOR (in.)	SuperCrew	INTERIOR (in.)	SuperCrew
Length	231.9	Rear	
Wheelbase	145.0	Head room	40.4
Width (mirrors folded)	83.5	Leg room	43.6
Height	77.2	Hip room	64.7
Approach angle	25.5°	Shoulder room	65.9
Departure angle	26.0°	CAPACITIES	
Ground clearance	9.4	Passenger volume (cu. ft.)	131.8
INTERIOR (in.)		Payload (lbs.)	2,050
Front		GVWR (lbs.)	7,000
Head room	40.8	Standard towing (lbs.)	7,000
Leg room (max.)	43.9	Max. towing (lbs.)⁶	10,500
Hip room	62.5	Fuel tank (gal.)	26.0
Shoulder room	66.7	Seating	5

ENGINE

ENGINE	Transmission	Horsepower (hp @ rpm)	Torque (lb.-ft. @ rpm)
3.5L EcoBoost V6	10-speed SelectShift automatic	375 @ 5,000	470 @ 3,500

F-150 Police Responder was designed and developed to meet the same federal fuel system crash standards as retail vehicles and other manufacturers' police vehicles. Always consult the owner's manual before off-road driving, know your terrain and trail difficulty, and use appropriate safety gear.

¹Allows data to be provided to support Ford Telematics and Data Services via optional subscription, including but not limited to vehicle location, speed, idle time, fuel, vehicle diagnostics and maintenance alerts. Device enables optional telematics services through Ford or authorized providers via paid subscription. Subscribe at <https://www.commercialsolutions.ford.com> or call 1-833-811-FORD (3673). ²Visit fleet.ford.com for complete package content. ³Available on select series. Restrictions may apply. See your dealer for details. ⁴Ford Licensed Accessory. ⁵Dimensions and capacities shown may vary due to optional features and/or production variability. ⁶Requires Trailer Tow Package.



F-150 XL SuperCrew® 4x4. Agate Black. Available and aftermarket upfit equipment.

SPECIAL SERVICE VEHICLE (SSV) PACKAGE (66S)

Available on XL SuperCrew only

5.0L Ti-VCT 4-valve V8 FFV, 3.5L EcoBoost® 4-valve V6, or 3.5L PowerBoost™ Full Hybrid V6 engine

240-amp alternator

Cloth 40/blank/40 front seats (SG) with center-seat section deleted (restraint control module cover provided)

STANDARD FEATURES

4x2

12V powerpoint, front

AdvanceTrac® with RSC® (Roll Stability Control™)

Airbags – Front-seat side and Safety Canopy® System with side-curtain airbags and rollover sensor

Belt-Minder® front safety belt reminder

Black vinyl floor covering

Brakes – Power 4-wheel vented disc with Anti-Lock Brake System (ABS)

Cargo box tie-downs (4)

Cruise control (XL 101A)

Daytime running lamps – Configurable

Easy Fuel® capless fuel filler

Electronic shift-on-the-fly (ESOF) (4x4)

FordPass™ Connect¹ with 4G LTE Wi-Fi hotspot capability (enables FordPass App¹ features when activated)

LATCH – Lower Anchors and Tether Anchors for Children

FORD CO-PILOT360™ TECHNOLOGY

STANDARD FEATURES:

Curve Control

Rear View Camera with Dynamic Hitch Assist

AVAILABLE PACKAGES²

CNG/Propane Gaseous Engine

Prep Package (98G)

Ford Co-Pilot360™ 2.0 (43A)

FX4 Off-Road Package (55A)

Heavy-Duty Payload Package (627)

Trailer Tow Package (53A)

Column-mounted shifter

Vinyl rear bench seat

Mirrors – Power sideview

MyKey®

Personal Safety System™ for driver and front passenger with dual-stage front airbags

Power windows and door locks

Quick-release tailgate with lock

Remote Keyless Entry System

SecuriLock® Passive Anti-Theft System

SOS Post-Crash Alert System™

SYNC® 4 with 8" LCD touchscreen

Tire Pressure Monitoring System (excludes spare)

Transmission – 10-speed SelectShift® automatic with progressive range select and tow/haul mode (5.0L and 3.5L EcoBoost)

Transmission – HEV electronic 10-speed automatic with Selectable Drive Modes (3.5L PowerBoost)

Wheels – 17" silver steel

Max. Trailer Tow Package (53C)

Snowplow Prep Package (68P)


STX Appearance Package (61S)

Tow Technology Package (17T)

XL Chrome Appearance Package (86A)

Not rated for pursuit.

EXTERIOR COLORS³



Oxford White



Race Red



Velocity Blue*



Antimatter Blue*



Iconic Silver*



Stone Gray*



Carbonized Gray*



Agate Black*

*Metallic.

INTERIOR COLORS³



Medium Dark Slate

AVAILABLE FEATURES

4x4

Backup alarm system

Black cab steps

BoxLink™ with 4 premium locking cleats

Class IV trailer hitch receiver

Daytime running lamps – Non-configurable

Engine block heater

Fixed rear window with privacy glass and defroster

Floor liners

Fog lamps

Integrated trailer brake controller

Mirrors – Manually folding, power, heated sideview with integrated turn signal indicators, high-intensity LED security approach lamps, driver's side auto-dimming feature, and black mirror caps

Plastic drop-in bedliner

Pro Power OnBoard 2.0kW

Pro Power OnBoard 2.4kW

Pro Power OnBoard 7.2kW

Reverse Sensing System

Skid plates (4x4)

Stowable loading ramps

SYNC 4 with Enhanced Voice Recognition

Tailgate step with tailgate work surface

Tires – LT245/70R17E BSW all-terrain

Tonneau cover

Tough Bed® spray-in bedliner

CARGO AREA

CARGO AREA (in.)	5½' Styleside Box	6½' Styleside Box
Length at floor	67.1	78.9
Width at wheelhouse	51.1	51.1
Maximum width inside box	65.2	65.2
Volume (cu. ft.)	52.8	62.3

DIMENSIONS & CAPACITIES⁴

DIMENSIONS (in.)		SuperCrew	
		5½' Box	6½' Box
Wheelbase	4x2/4x4	145.4	157.2
Length	4x2/4x4	231.7	243.5
Height	4x2/4x4	75.6/77.2	75.8/77.6
Width (standard mirrors folded)	4x2/4x4	83.6	83.6
CAPACITIES			
Passenger volume (cu. ft.)	Total	131.9	131.9
Fuel (gal.)	4x2/4x4	26.0 (36.0 optional)	26.0 (36.0 optional)
Max. Payload (lbs.)	4x2/4x4	TBD	TBD

ENGINES

ENGINE	Transmission (with progressive range select and tow/haul mode)	Horsepower (hp @ rpm)	Torque (lb.-ft. @ rpm)
3.5L EcoBoost V6	10-speed SelectShift automatic	TBD	TBD
5.0L Ti-VCT V8 FFV	10-speed SelectShift automatic	TBD	TBD
3.5L PowerBoost V6 Full Hybrid	HEV electronic 10-speed automatic	TBD	TBD

Horsepower, torque, payload and towing ratings are independent attributes and may not be achieved simultaneously.

¹FordPass Connect, the FordPass App, and complimentary Connected Service are required for remote features (see FordPass Terms for details). Connected service and features depend on compatible AT&T network availability. Evolving technology/cellular networks/vehicle capability may limit functionality and prevent operation of connected features. Connected service excludes Wi-Fi hotspot. FordPass App is available via download and compatible with select smartphone platforms. Message and data rates may apply. ²Visit fleet.ford.com for complete package content. ³Available on select series. Restrictions may apply. See your dealer for details. ⁴Dimensions and capacities shown may vary due to optional features and/or production variability.

2021 EXPEDITION/
EXPEDITION MAX
SSV




Expedition XL. Agate Black. Available and aftermarket upfit equipment.

EXTERIOR COLORS²

Oxford White	Kodiak Brown*	Race Red
Antimatter Blue*	Iconic Silver*	Magnetic*
	*Metallic.	
Agate Black*		

INTERIOR COLOR



Ebony



SPECIAL SERVICE VEHICLE (SSV) PACKAGE (102A)

Available on XL only

17" steel wheels (265/70R17 OWL all-terrain)	Running boards delete
3.73 electronic limited-slip differential (eLSD)	Skid plates (4x4)
3rd-row storage bins	Vinyl floor covering
Column-mounted shifter	Vinyl 2nd-row seat
Floor console delete	

STANDARD FEATURES

12V powerpoints (4)	MyKey®
AdvanceTrac® with RSC® (Roll Stability Control™)	Perimeter alarm
Airbags – Front-seat side, and 3-row Safety Canopy® System with side-curtain airbags and rollover sensor	Personal Safety System™ for driver and front passenger with dual-stage front airbags
Air conditioning with rear auxiliary controls	Power door locks
Audio – AM/FM stereo with MP3 capability and 6 speakers	Power windows with one-touch-up/-down feature for driver/front-passenger side
Brakes – 4-wheel disc with Anti-Lock Brake System (ABS)	Rear-wheel drive (RWD)
Class IV trailer hitch receiver	Seats – 1st-row cloth buckets with recline and 8-way power driver's with power lumbar support; vinyl 2nd-row 40/20/40 split (CenterSlide®) with recline
Easy Fuel® capless fuel filler	SecuriCode™ keyless entry keypad
Electric power-assisted steering	SecuriLock® Passive Anti-Theft System
Engine – 3.5L EcoBoost® V6 with Auto Start-Stop Technology	SOS Post-Crash Alert System™
Halogen headlamps with rainlamp	SYNC®
Individual Tire Pressure Monitoring System (excludes spare)	Tilt steering column
Mirrors – Power, heated sideview with security approach lamps	Tow hooks (4x4)
	Transmission – 10-speed SelectShift® automatic

FORD CO-PILOT360™ TECHNOLOGY

STANDARD FEATURES:

Autolamp Automatic On/Off Headlamps
Ford Co-Pilot360 – Auto High-Beam Headlamps • BLIS® (Blind Spot Information System) with Cross-Traffic Alert • Lane-Keeping System (includes Lane-Keeping Assist, Lane-Keeping Alert and Driver Alert) • Pre-Collision Assist with Automatic Emergency Braking (AEB) (includes Pedestrian Detection, Forward Collision Warning and Dynamic Brake Support) • Rear View Camera
Hill Start Assist
Trailer Sway Control

AVAILABLE PACKAGE¹

Heavy-Duty Trailer Tow Package (536)

AVAILABLE FEATURES

4-Wheel-Drive (4WD) System	Reverse Sensing System
Black running boards	Seat – 2nd-row 40/20/40 split bench (cloth)
Daytime running lamps	Seat – 3rd-row 60/40 split PowerFold® (deletes 3rd-row storage bins)
Engine block heater	

DIMENSIONS & CAPACITIES³

EXTERIOR (in.)		Expedition	Expedition MAX	INTERIOR (in.)		Expedition	Expedition MAX
Length		210.0	221.9	2nd Row			
Wheelbase		122.5	131.6	Head room		40.0	40.0
Width	Including mirrors	93.4	93.4	Leg room		41.5	41.5
	Mirrors folded	83.6	83.6	Hip room		62.6	62.6
Height		76.6 (4x2); 76.4 (4x4)	76.4 (4x2); 76.2 (4x4)	Shoulder room		64.8	64.8
Minimum running ground clearance		9.8	9.8 (4x2); 9.7 (4x4)	3rd Row (if equipped)			
Lift-in height		35.3	34.9	Head room		37.3	37.4
Cargo rear opening height		32.7	32.7	Leg room		36.1	36.1
Cargo rear opening width – Lower		51.4	51.4	Hip room		51.4	51.4
INTERIOR (in.)				Shoulder room		64.2	64.3
1st Row				CAPACITIES (cu. ft.)			
Head room (max.)		42.0	42.0	Cargo volume	Behind 1st row	104.6	121.5
Leg room (max.)		43.9	43.9		Behind 2nd row	57.5	73.3
Hip room		62.2	62.2		Behind 3rd row (if equipped)	19.3	34.3
Shoulder room		64.9	64.9	Fuel (gal.)		23.0	28.0
				Seating		5, 8	5, 8

TRAILER WEIGHT RATINGS⁴

Hitch Class	Max. Load	
	Expedition	Expedition MAX
4x2 Class IV	9,300 lbs.	9,000 lbs.
4x4 Class IV	9,200 lbs.	9,000 lbs.

Max. weights shown are for properly equipped vehicles with required equipment and a 150-lb. driver. Weight of additional options, equipment, passengers and cargo must be deducted from this weight. For additional information, see your dealer. Cargo and load capacity limited by weight and weight distribution.

ENGINE

ENGINE	Transmission	Horsepower (hp @ rpm)	Torque (lb.-ft. @ rpm)
3.5L EcoBoost V6	10-speed SelectShift automatic	375 @ 5,000	470 @ 3,500

Not rated for pursuit.



Transit 250 MR LWB Cargo Van. Agate Black. Available and aftermarket upfit equipment.

EXTERIOR COLORS²

Oxford White	School Bus Yellow ⁷	Race Red	Kapoor Red*
Blue Jeans*	Ingot Silver*	Avalanche Gray* ⁸	Abyss Gray* ⁸
Magnetic*	Agate Black*	*Metallic.	

INTERIOR COLORS²

Dark Palazzo Gray	Ebony

PRISONER TRANSPORT VEHICLE (PTV) KEY FEATURES

Built Ford Tough® lineup can be customized with heating/cooling, lighting, surveillance cameras and more¹

Unibody construction with choice of 3 roof heights (LR, MR, HR),^{2,3} 3 lengths (Regular, Long, Extended-Length)² and 2 powertrains²

Rear-wheel-drive (RWD) and all-wheel-drive (AWD) models available
Maximum GVWR of up to 11,000 lbs.^{2,4}
Maximum payload ratings of up to 4,550 lbs.^{2,4}

STANDARD FEATURES

2 USB ports in 1st row
12V powerpoints (2)
AdvanceTrac® with RSC® (Roll Stability Control™) with Side-Wind Stabilization
Airbags – Driver and front-passenger front, front-seat side and Safety Canopy® System with side-curtain airbags
Alternator – 250-amp
Door – Sliding passenger-side
Engine – 3.5L PFDi V6
Flooring – Vinyl front
FordPass™ Connect⁵ with 4G LTE Wi-Fi hotspot capability (enables FordPass App⁵ features when activated)

Mirrors – Power-adjustable short-arm sideview
Rear recovery eye
Remote Keyless Entry System
SecuriLock® Passive Anti-Theft System
SOS Post-Crash Alert System™
Tilt/telescoping steering column
Tire Pressure Monitoring System (TPMS; excludes spare)
Transmission – 10-speed SelectShift® automatic with overdrive

FORD CO-PILOT360™ TECHNOLOGY

STANDARD FEATURES:

Auto High-Beam Headlamps
Forward Collision Warning
Hill Start Assist
Lane-Keeping System
Post-Collision Braking

Pre-Collision Assist with Automatic Emergency Braking (AEB)
Rain-Sensing Windshield Wipers
Rear View Camera with Trailer Hitch Assist

AVAILABLE PACKAGES⁶

Ambulance Prep Package (47B)
Auxiliary Heater/AC Prep Package (62C)
Auxiliary Heater Prep Package (62A)
Exterior Upgrade Package (18D/18L)
Heavy-Duty Scuff Plate Kit (85B)
Heavy-Duty Trailer Tow Package (53B)
Interior Upgrade Package (96C)

Load Area Protection Package (96D)
Modified Vehicle Wiring System (53K)
RV Prep Package (47D)
Scuff Plate Kit (85A)
Upfitter Package (67C)

AVAILABLE FEATURES

110V/400W AC power outlet
Adaptive Cruise Control
Adjustable Speed Limiting Device (ASLD)
Alternator – Dual
Autolamp Automatic On/Off Headlamps
BLIS® (Blind Spot Information System) with Cross-Traffic Alert and Trailer Coverage
Doors – Power-sliding side (MR, HR)
DRW (dual rear wheels)
Engine – 3.5L EcoBoost® V6 with Auto Start-Stop Technology
Engine hour meter
Enhanced Active Park Assist

Extended-range fuel tank (31 gallons; Long and Extended-Length)
Flooring – Heavy-duty cargo
Heavy-duty front axle
Programmable battery guard/enhanced cutoff relay
Reverse Sensing System
Side Sensing System
SYNC® 3 with 6.5" LCD capacitive touchscreen with AppLink®, 911 Assist®, Apple CarPlay® compatibility, Android Auto™ compatibility, and 2 smart-charging USB ports
Trailer brake controller (TBC)
Trailer wiring provisions

Upfitter interface module
Vehicle maintenance monitor

FLEET EXCLUSIVES

Daytime running lamps
Decal (up to 15-, 25-, 45-, 70- or 95-sq.-ft.)
Sideview mirror delete
Smart Acceleration Truncation
Speed limitation (65-, 70- or 75-mph governed top speed options)

DIMENSIONS & CAPACITIES⁹

Low Roof (LR)	Wheelbase (in.)	Overall Height (in.)	Overall Length (in.)	Cargo Volume (cu. ft.)
Transit-150/250/350	129.9	82.2	219.9	246.7
Transit-150/250/350	147.6	82.9	237.6	277.7
Medium Roof (MR)				
Transit-150/250/350	129.9	99.1	217.8	315.2
Transit-150/250/350	147.6	101.3	235.5	357.1
High Roof (HR)				
Transit-250/350	147.6	109.6	235.5	404.3
Transit-250 Extended-Length/350 Extended-Length	147.6	110.4	263.9	487.3
Transit-350 HD Extended-Length (DRW)	147.6	110.4	263.9	487.3

CAPABILITIES⁹ (lbs.)

	Max. GVWR
Transit-150 LR/MR	8,670
Transit-250 LR/MR/HR/HR Extended-Length	9,070
Transit-350 LR/MR/HR/HR Extended-Length	9,500
Transit-350 HD HR Extended-Length (DRW)	9,950/10,360/11,000

ENGINES¹⁰

	3.5L PFDi V6	3.5L EcoBoost V6 with Auto Start-Stop Technology
Horsepower (hp @ rpm)	275 @ 6,500	310 @ 5,000
Torque (lb.-ft. @ rpm)	262 @ 3,750	400 @ 2,500

Not rated for pursuit.

¹Aftermarket upfits. ²Available on select series. Restrictions may apply. See your dealer for details. ³High Roof not available on Transit 150. ⁴Maximum capabilities shown are for properly configured vehicles with required equipment. For additional information, see your dealer. ⁵FordPass Connect, the FordPass App, and complimentary Connected Service are required for remote features (see FordPass Terms for details). Connected service and features depend on compatible AT&T network availability. Evolving technology/cellular networks/vehicle capability may limit functionality and prevent operation of connected features. Connected service excludes Wi-Fi hotspot. FordPass App is available via download and compatible with select smartphone platforms. Message and data rates may apply. ⁶Visit fleet.ford.com for complete package content. See your dealer for details. ⁷Fleet only. ⁸New for 2021. ⁹Dimensions and capacities shown may vary due to optional features and/or production variability. Cargo and load capacity limited by weight and weight distribution. ¹⁰Based on 2020 model-year ratings.



	LINCOLN CORSAIR	LINCOLN NAUTILUS ¹	LINCOLN AVIATOR	LINCOLN NAVIGATOR/L
Engines Horsepower (hp @ rpm) ¹ Torque (lb.-ft. @ rpm) ¹	Turbocharged 2.0-liter I-4 250 @ 5,500 ³ 280 @ 3,000 ³ (Standard) Turbocharged 2.3-liter I-4 295 @ 5,500 ³ 310 @ 3,000 ³ (Available) Grand Touring Hybrid 2.5-liter I-4 TBD TBD (Available)	Turbocharged 2.0-liter I-4 250 @ 5,500 ³ 280 @ 3,000 ³ (Standard) Twin-Turbocharged 2.7-liter V6 335 @ 5,500 ³ 380 @ 3,250 ³ (Available)	Twin-Turbocharged 3.0-liter V6 400 @ 5,500 ³ 415 @ 3,000 ³ (Standard) Grand Touring Hybrid 3.0-liter V6 494 @ 5,500 ⁴ 630 @ 2,250 ⁴ (Available)	Twin-Turbocharged 3.5-liter V6 450 @ 5,500 ³ 510@ 3,000 ³ (Standard)
Transmission	8-speed SelectShift® automatic; Continuously Variable Transmission (CVT) (Grand Touring)	8-speed SelectShift automatic	10-speed SelectShift automatic	10-speed SelectShift automatic
Drivetrain	FWD/AWD	FWD/AWD	RWD/AWD	RWD/4WD
Braking system	4-wheel disc with Anti-Lock Brake System (ABS)	4-wheel disc with Anti-Lock Brake System (ABS)	4-wheel disc with Anti-Lock Brake System (ABS)	4-wheel disc Anti-Lock Brake System (ABS)
Airbags	Dual-stage front, driver's knee, glove-box-door-integrated knee, front- seat side and Safety Canopy® System	Dual-stage front, driver's knee, glove-box-door-integrated knee, front- seat side and Safety Canopy System	Dual-stage front, driver's knee, glove-box-door-integrated knee, front- seat side and Safety Canopy System	Dual-stage front, front-seat side and Safety Canopy System
Length (in.)	180.6	190.0	199.3	210.0; 221.9 L
Wheelbase (in.)	106.7	112.2	119.1	122.5; 131.6 L
Height (in.)	64.1 (63.8 Grand Touring)	66.2	69.6 (69.2 Grand Touring)	76.4 (4x2); 76.3 (4x4); 76.2 (4x2) L; 76.1 (4x4) L
Seating capacity	5	5	6, 7	7, 8
Track (in.) (F/R)	62.6/63.4	64.8/64.7	66.9/66.9	67.6/67.2
Head room (in.) (F/R)	39.5/38.7 (38.4/38.4 Grand Touring)	39.9/39.2	41.5 (max.)/39.7 (36.9, 3rd row) (40.2 [max.]/38.4 [36.9 3rd row] Grand Touring)	41.8 (max.)/40.0 (37.3, 3rd row); 41.8 (max.)/40.0 (37.4, 3rd row) L
Leg room (in.) (F/R)	43.2 (max.)/38.6 (36.7 Grand Touring)	42.8 (max.)/39.6	43.0 (max.)/40.1 (29.2, 3rd row)	43.9 (max.)/41.1 (36.1, 3rd row)
Hip room (in.) (F/R)	55.6/50.8	56.4/55.6	58.5/58.3 (40.9, 3rd row)	61.9/61.6 (51.4, 3rd row)
Shoulder room (in.) (F/R)	57.1/56.3	58.9/59.0	61.5/61.3 (54.0, 3rd row)	65.2/65.1 (64.2, 3rd row); 65.2/65.1 (64.3, 3rd row) L
Passenger volume (cu. ft.)	102.5 (98.5 Grand Touring)	108.3	144.7 (140.6 Grand Touring)	172.0; 172.1 L
Cargo volume (cu. ft.) (behind 1st row/2nd row)	57.6/27.6 (34.0 max.)	68.8/37.2	77.7/41.8 (18.3, 3rd row) ⁵	103.3/57.5 (19.3, 3rd row); 120.2/73.3 (34.3, 3rd row) L
Fuel tank capacity (gal.)	16.2 (11.1 Grand Touring)	18.0	20.2 (18.0 Grand Touring)	23.6; 27.8 L
Base curb weight (lbs.) ¹	2.0-liter 3,703 (FWD); 3,843 (AWD) 2.3-liter 3,961 (AWD) 2.5-liter 4,532 (AWD)	2.0-liter 4,144 (FWD); 4,307 (AWD) 2.7-liter 4,529 (AWD)	4,745 (RWD); 4,862 (AWD); 5,673 (AWD) Grand Touring	5,645 (4x2); 5,870 (4x4) 5,768 (4x2); 5,995 (4x4) L
Trailer towing (max. lbs.) ^{1,2}	—	3,500	6,700/6,700 (RWD/AWD); 5,600 (AWD) Grand Touring	8,700/8,300 ¹ ; 8,400/8,100 ¹ L



2021 CORSAIR

Luxury Small Utilities Class¹
Models: Corsair, Corsair Reserve,
Corsair Grand Touring



EXTERIOR COLORS³



INTERIOR COLORS³



STANDARD FEATURES

12V powerpoints (2)
Active noise control
AdvanceTrac® with RSC® (Roll Stability Control™)
Airbags – Driver’s knee, glove-box-door-integrated knee, front-seat side, rear outboard side-impact, and Safety Canopy® System with side-curtain airbags and rollover sensor
Audio – SiriusXM® with 3-month All Access trial subscription
Easy Fuel® capless fuel filler
Electric parking brake
Engine – Turbocharged 2.0-liter I-4
Front-wheel drive (FWD)
Hill Start Assist
Intelligent Access with push-button start
LED headlamps with LED signature lamps and autolamp (automatic on/off headlamps) feature
Lincoln Connect™² with 4G LTE Wi-Fi hotspot capability (enables Lincoln Way™ App² features when activated)
Manual tilt/telescoping steering column
Mirrors – Power, heated sideview with autofold, memory and Lincoln logo welcome mat
MyKey®

Perimeter alarm
Personal Safety System™ for driver and front passenger with dual-stage front airbags
Piano key shifter
Power liftgate
Power windows with one-touch-up/-down feature
Rear privacy glass
Remote Start System
Reverse Sensing System
Seats – Heated 1st-row Comfort seats with 10-way power adjustability and driver’s side memory feature
SecuriCode™ invisible keypad
SecuriLock® Passive Anti-Theft System
SOS Post-Crash Alert System™
Symphonic Chimes
SYNC® 3 with 8" LCD capacitive touchscreen with AppLink®, 911 Assist®, Apple CarPlay® compatibility, Android Auto™ compatibility, and 2 smart-charging USB ports
Tire Pressure Monitoring System (TPMS; excludes spare if equipped)
Transmission – 8-speed SelectShift® automatic

STANDARD LINCOLN CO-PILOT³60™

Auto High-Beam Headlamps • Blind Spot Detection with Cross-Traffic Alert • Lane-Keeping System (includes Lane-Keeping Aid, Lane-Keeping Alert and Driver Alert) • Pre-Collision Assist with Automatic Emergency Braking (AEB) (includes Pedestrian Detection, Forward Collision Warning and Dynamic Brake Support) • Rear View Camera

AVAILABLE FEATURES

Adaptive suspension
All-weather floor liners
Cargo area protector
Engine – Grand Touring Hybrid 2.5-liter I-4
Engine – Turbocharged 2.3-liter I-4
Engine block heater

Hands-free liftgate
Head-up display
Intelligent all-wheel drive (AWD)
Perfect Position front seats
Power panoramic Vista Roof® with power sunshade

AVAILABLE PACKAGES⁶

Convenience Package (66C)
Elements Package (67I)
Lincoln Co-Pilot360 Plus (67B)
Monochromatic Package – Asher Gray (66D)
Monochromatic Package – Infinite Black (66V)
Monochromatic Package – Pristine White (66L)

Premium Package (66P)
Sport Package (66U)
Technology Package (66B)
Towing Pack I (18C)

DIMENSIONS & CAPACITIES

EXTERIOR (in.)	Corsair	Grand Touring
Length	180.6	180.6
Wheelbase	106.7	106.7
Width – Mirrors folded	76.2	76.4
Height	64.1	63.8
INTERIOR (in.)		
Front		
Head room	39.5	38.4
Leg room (max.)	43.2	43.2
Hip room	55.6	55.6
Shoulder room	57.1	57.1

INTERIOR (in.)	Corsair	Grand Touring
Rear		
Head room	38.7	38.4
Leg room	38.6	36.7
Hip room	50.8	50.8
Shoulder room	56.3	56.3
CAPACITIES (cu. ft.)		
Passenger volume	102.5	98.5
Cargo volume		
Behind front row	57.6	56.2
Behind rear row	27.6	26.9
Fuel (gal.)	16.2	11.1
Seating	5	5

ENGINES

	Turbocharged 2.0-liter I-4	Turbocharged 2.3-liter I-4	Grand Touring Hybrid 2.5-liter I-4
Horsepower (hp @ rpm)	250 @ 5,500⁷	295 @ 5,500⁷	TBD
Torque (lb.-ft. @ rpm)	280 @ 3,000⁷	310 @ 3,000⁷	TBD


¹Based on Lincoln segmentation. ²Lincoln Connect, the Lincoln Way App, and complimentary Connected Service are required for remote features (see Lincoln Way Terms for details). Connected service and features depend on compatible AT&T network availability. Evolving technology/cellular networks/vehicle capability may limit functionality and prevent operation of connected features. Connected service excludes Wi-Fi hotspot. Lincoln Way App is available via download and compatible with select smartphone platforms. Message and data rates may apply. ³Available on select series. Restrictions may apply. See your dealer for details. ⁴Additional charge. ⁵New for 2021. ⁶Visit fleet.ford.com for complete package content. ⁷Horsepower and torque ratings based on premium fuel per SAE J1349⁹ standard. Your results may vary.

2020 NAUTILUS

Medium Premium Utilities Class¹
Models: Nautilus, Nautilus Reserve



EXTERIOR COLORS³



INTERIOR COLORS³



STANDARD FEATURES

12V powerpoints (4)	Mirrors – Body-color, power, heated sideview with autofold and LED turn signal indicators
AdvanceTrac® with RSC® (Roll Stability Control™)	MyKey®
Airbags – Driver’s knee, glove-box-door-integrated knee, front-seat side, and Safety Canopy® System with side-curtain airbags and rollover sensor	Perimeter alarm
Audio – SiriusXM® with 3-month All Access trial subscription	Personal Safety System™ for driver and front passenger with dual-stage front airbags
Dual-zone electronic automatic temperature control	Post-Collision Braking
Easy Fuel® capless fuel filler	Push-button shift
Electric parking brake	Remote Start System
Engine – Turbocharged 2.0-liter I-4	Reverse Sensing System
Front-wheel drive (FWD)	Seats – Heated 1st-row Comfort seats with 10-way power adjustability and driver’s side memory feature
Hill Start Assist	SecuriCode™ invisible keypad
Intelligent Access with push-button start	SOS Post-Crash Alert System™
LED headlamps with LED signature lamps	SYNC® 3 with 8" LCD capacitive touchscreen with AppLink®, 911 Assist® and 2 smart-charging USB ports
Lincoln Connect™² with 4G LTE Wi-Fi hotspot capability (enables Lincoln Way™ App² features when activated)	Tire Pressure Monitoring System (TPMS; excludes spare)
Manual tilt/telescoping steering column	Transmission – 8-speed SelectShift® automatic

STANDARD LINCOLN CO-PILOT360™

Auto High-Beam Headlamps • Blind Spot Detection with Cross-Traffic Alert • Lane-Keeping System (includes Lane-Keeping Aid, Lane-Keeping Alert and Driver Alert) • Pre-Collision Assist with Automatic Emergency Braking (AEB) (includes Pedestrian Detection, Forward Collision Warning and Dynamic Brake Support) • Rear View Camera

AVAILABLE FEATURES

Adaptive Cruise Control with Stop-and-Go and Lane Centering	Hands-free liftgate
Adaptive LED headlamps	Intelligent all-wheel drive (AWD)
Adaptive suspension	Power, panoramic Vista Roof®
Engine block heater	Revel® Ultima Audio System with 19 speakers; includes HD Radio™ Technology
Engine – Twin-Turbocharged 2.7-liter V6	Wireless charging pad

AVAILABLE PACKAGES⁵

Cargo Accessories and Mat Package (43C)	Class II Trailer Tow Package (53G)
Cargo Utility Package (51U)	Lincoln Co-Pilot360 Plus Package (52C)

DIMENSIONS & CAPACITIES

EXTERIOR (in.)		INTERIOR (in.)	
Length		Rear	
Wheelbase		Head room	39.2
Width	Including mirrors	Leg room	39.6
	Mirrors folded	Hip room	55.6
Height		Shoulder room	59.0
INTERIOR (in.)		CAPACITIES (cu. ft.)	
Front		Passenger volume	108.3
Head room	39.9	Cargo volume	Behind front row 68.8
Leg room (max.)	42.8		Behind rear row 37.2
Hip room	56.4	Fuel (gal.)	18.0
Shoulder room	58.9	Seating	5

ENGINES

	Turbocharged 2.0-liter I-4	Twin-Turbocharged 2.7-liter V6
Horsepower (hp @ rpm)	250 @ 5,500⁶	335 @ 5,500⁶
Torque (lb.-ft. @ rpm)	280 @ 3,000⁶	380 @ 3,250⁶

¹Based on Lincoln segmentation. ²Lincoln Connect, the Lincoln Way App, and complimentary Connected Service are required for remote features (see Lincoln Way Terms for details). Connected service and features depend on compatible AT&T network availability. Evolving technology/cellular networks/vehicle capability may limit functionality and prevent operation of connected features. Connected service excludes Wi-Fi hotspot. Lincoln Way App is available via download and compatible with select smartphone platforms. Message and data rates may apply. ³Available on select series. Restrictions may apply. See your dealer for details. ⁴Additional charge. ⁵Visit lincoln.com/fleet for complete package content. ⁶Horsepower and torque ratings based on premium fuel per SAE J1349® standard. Your results may vary.

2021 AVIATOR

Large Crossover Premium Utilities Class¹
Models: Aviator, Aviator Reserve,
Aviator Grand Touring



Aviator. Ocean Drive Blue. Available equipment.

EXTERIOR COLORS³

Pristine White⁴	Ceramic Pearl⁴	Iced Mocha⁴	Red Carpet⁴
Burgundy Velvet⁴	Ocean Drive Blue⁴,⁵	Flight Blue⁴,⁵	Silver Radiance
Asher Gray⁵	Infinite Black		

INTERIOR COLORS³

Sandstone	Roast
Slate	Ebony



STANDARD FEATURES

12V powerpoints (2)
12.3" configurable digital instrument cluster
110V/150W AC power outlet
AdvanceTrac® with RSC® (Roll Stability Control™)
Airbags – Driver’s knee, glove-box-door-integrated knee, front-seat side, and 3-row Safety Canopy® System with side-curtain airbags, roll-fold technology and rollover sensor
Audio – SiriusXM® with 3-month All Access trial subscription
Autolamp (Automatic On/Off Headlamps)
Easy Fuel® capless fuel filler
Engine – Twin-Turbocharged 3.0-liter V6 with Auto Start-Stop Technology
Forward Sensing System
Hill Start Assist
Individual Tire Pressure Monitoring System (TPMS; excludes spare)
Intelligent Access with push-button start
Leather-wrapped steering wheel with controls for audio, media, climate and cruise control
LED daytime running lamps, headlamps, reverse lamps, taillamps and rear appliqué
Lincoln Connect™² with 4G LTE Wi-Fi hotspot capability (enables Lincoln Way™ App² features when activated)
Lincoln Drive Modes
Mirrors – Power, heated sideview with autofold, integrated LED turn signal indicators, Lincoln logo welcome mat, memory and auto-dimming driver’s side

MyKey®
Perimeter alarm
Personal Safety System™ for driver and front passenger with dual-stage front airbags
Piano key shifter
Power liftgate
Power windows with one-touch-up/-down feature
Rain-Sensing Windshield Wipers
Rear-wheel drive (RWD)
Remote Start System
Seats – Heated 1st-row Comfort seats with 10-way power adjustability and driver’s side memory feature
Seats – 2nd-row 35/30/35 split-bench with power tip-and-slide release
Seats – 3rd-row PowerFold® 50/50 split-bench
SecuriCode™ invisible keypad
SOS Post-Crash Alert System™
Symphonic Chimes
SYNC® 3 with 10.1" LCD capacitive touchscreen with AppLink®, 911 Assist®, Apple CarPlay® compatibility, Android Auto™ compatibility, and 2 smart-charging USB ports
Transmission – 10-speed SelectShift® automatic
Tri-zone climate control

AVAILABLE FEATURES

2nd-row center console with rear seat command and control
360-Degree Camera with front camera wash
Adaptive suspension
All-wheel drive (AWD)
Cargo area cover
Cargo area protector
Engine block heater
Engine – Grand Touring Hybrid 3.0-liter V6 with electric motor
EV Pedestrian Sounder (Grand Touring)
Floor liners in 1st and 2nd rows
Hands-free liftgate

LED fog lamps
Power-tilt/-telescoping steering column with memory
Quad-Zone Climate Control with 3rd-row auxiliary heater/cooler
Seats – Heated 1st-row Comfort seats with 12-way power adjustability and driver’s side memory feature
Seats – 2nd-row captain’s chairs with power tip-and-slide release
Voice-Activated Touchscreen Navigation System with pinch-to-zoom capability, and integrated SiriusXM Traffic and Travel Link® with 6-year subscription
Wheel lock kit

AVAILABLE PACKAGES⁶

Class IV Trailer Tow Package (52Q)
Convenience Package (65B)
Dynamic Handling Package (67B)
Elements Package (63B)
Elements Package Plus (63D)

Illumination Package (67R)
Lincoln Co-Pilot360 Plus (63P)
Luxury Package (65L)
Monochromatic Reserve I (208A)
Monochromatic Reserve II (210A)

DIMENSIONS & CAPACITIES

EXTERIOR (in.)		Aviator	Grand Touring
Length		199.3	199.3
Wheelbase		119.1	119.1
Width	Excluding mirrors	79.6	79.6
	Including mirrors	89.9	89.9
	Mirrors folded	82.3	82.3
Maximum height		69.6	69.2
Minimum running ground clearance		7.8	7.9
Liftover height (curb)		31.3	31.6
Cargo rear opening height		29.1	29.1
Cargo rear opening width at floor		46.6	46.6
INTERIOR (in.)			
1st Row			
Head room (max.)		41.5	40.2
Leg room (max.)		43.0	43.0
Hip room		58.5	58.5
Shoulder room		61.5	61.5

INTERIOR (in.)		Aviator	Grand Touring
2nd Row			
Head room		39.7	38.4
Leg room		40.1	40.1
Hip room		58.3	58.3
Shoulder room		61.3	61.3
3rd Row			
Head room		36.9	36.9
Leg room		29.2	29.2
Hip room		40.9	40.9
Shoulder room		54.0	54.0
CAPACITIES (cu. ft.)			
Cargo volume	Behind 1st row	77.7	77.7
	Behind 2nd row	41.8	41.8
	Behind 3rd row⁷	18.3	18.3
Fuel (gal.)		20.2	18.0
Seating		6, 7	6, 7

¹Based on Lincoln segmentation. ²Lincoln Connect, the Lincoln Way App, and complimentary Connected Service are required for remote features (see Lincoln Way Terms for details). Connected service and features depend on compatible AT&T network availability. Evolving technology/cellular networks/vehicle capability may limit functionality and prevent operation of connected features. Connected service excludes Wi-Fi hotspot. Lincoln Way App is available via download and compatible with select smartphone platforms. Message and data rates may apply. ³Available on select series. Restrictions may apply. See your dealer for details. ⁴Additional charge. ⁵New for 2021. ⁶Visit lincoln.com/fleet for complete package content. ⁷Includes rear cargo storage well.


2021 NAVIGATOR/
NAVIGATOR L

Large Traditional Premium Utilities Class¹
Models: Navigator, Navigator Reserve




Navigator. Silver Radiance. Available equipment.

EXTERIOR COLORS³



INTERIOR COLORS³



STANDARD FEATURES

12V powerpoints (4)
110V/150W AC power outlet
Adaptive suspension
Airbags – Front-seat side, and Safety Canopy® System with side-curtain airbags and rollover sensor
Audio – SiriusXM® with 3-month All Access trial subscription
Engine – Twin-Turbocharged 3.5-liter V6
Enhanced Active Park Assist
Forward and Reverse Sensing Systems
Hands-free liftgate
Lincoln Connect™² with 4G LTE Wi-Fi hotspot capability (enables Lincoln Way™ App² features when activated)
Lincoln Embrace
Mirrors – Power-folding, heated sideview with Lincoln logo welcome mat, turn signal indicators, memory, and driver's side auto-dimming feature
MyKey®
Perimeter alarm
Personal Safety System™ for driver and front passenger with dual-stage front airbags

Power-deployable running boards
Power-tilt/-telescoping steering column with memory
Rain-Sensing Windshield Wipers
Rear-wheel drive (RWD)
Seats – Heated and ventilated 1st-row Comfort seats with 10-way power adjustability, reflexive manual independent thigh support, and driver's side memory feature
Seats – 2nd-row PowerFold® heated buckets
Seats – 3rd-row PowerFold 60/40 split bench
SecuriCode™ invisible keypad
SOS Post-Crash Alert System™
SYNC® 3 with 10" LCD capacitive touchscreen with AppLink®, 911 Assist®, Apple CarPlay® compatibility, Android Auto™ compatibility, and 2 smart-charging USB ports
Tire Pressure Monitoring System (TPMS; excludes spare)
Transmission – 10-speed SelectShift® automatic
Tri-zone climate control
USB ports (6)
Voice-Activated Touchscreen Navigation System

STANDARD LINCOLN CO-PILOT360™

Auto High-Beam Headlamps • Blind Spot Detection with Cross-Traffic Alert • Lane-Keeping System (includes Lane-Keeping Aid, Lane-Keeping Alert and Driver Alert) • Pre-Collision Assist with Automatic Emergency Braking (AEB) (includes Pedestrian Detection, Forward Collision Warning and Dynamic Brake Support) • Rear View Camera

AVAILABLE FEATURES

4-Wheel-Drive (4WD) System
Adaptive Cruise Control with Stop-and-Go
All-weather floor liners (1st and 2nd rows)
Head-up display
Lincoln Play Rear-Seat Entertainment System
Panoramic Vista Roof®
Power-deployable, illuminated running boards
Revel® Ultima Audio System

Seats – 2nd-row PowerFold 40/20/40 split-fold bench with outboard heat
Tiered Cargo Area Management System

FLEET EXCLUSIVE

Engine block heater
Enhanced Security System

AVAILABLE PACKAGES⁶

Heavy-Duty Trailer Tow Package (536, 200A, 201A, 208A)
Luxury Package (68S, 201A, 208A)

FLEET EXCLUSIVE

Livery Package (Navigator L)

DIMENSIONS & CAPACITIES

EXTERIOR (in.)		Navigator	Navigator L
Length		210.0	221.9
Wheelbase		122.5	131.6
Overhang	Front	38.2	38.2
	Rear	49.3	52.1
Width	Including mirrors	93.8	93.8
	Mirrors folded	83.6	83.6
Height	4x2	76.4	76.2
	4x4	76.3	76.1
Minimum running ground clearance	4x2	9.7	9.7
	4x4	9.6	9.6
Lift-in height		35.0	34.9
Cargo rear opening height		32.7	32.7
Cargo rear opening width – Lower		51.4	51.4
INTERIOR (in.)			
1st Row			
Head room (max.)		41.8	41.8
Leg room (max.)		43.9	43.9
Hip room		61.9	61.9
Shoulder room		65.2	65.2
2nd Row			
Head room		40.0	40.0
Leg room		41.1	41.1
Leg room (with seat full rearward)		42.3	42.3
Hip room		61.6	61.6
Shoulder room		65.1	65.1

INTERIOR (in.)		Navigator	Navigator L
3rd Row			
Head room		37.3	37.4
Leg room		36.1	36.1
Leg room (with 2nd-row seat full forward)		40.9	40.9
Hip room		51.4	51.4
Shoulder room		64.2	64.3
CAPACITIES (cu. ft.)			
Passenger volume		172.0	172.1
Cargo volume	Behind 1st row	103.3	120.2
	Behind 2nd row	57.5	73.3
	Behind 2nd row (with 2nd-row seat full forward)	63.6	79.6
	Behind 3rd row	19.3	34.3
	Behind 3rd row (with 3rd-row seat full upright)	20.9	36.0
Fuel (gal.)		23.6	27.8
Seating		7, 8	7, 8

TRAILER WEIGHT RATINGS⁷

Hitch Class	Maximum Load
Navigator – 4x2 Class IV/4x4 Class IV	8,700 lbs./8,300 lbs.
Navigator L – 4x2 Class IV/4x4 Class IV	8,400 lbs./8,100 lbs.

Maximum weights shown are for properly equipped vehicles with Heavy-Duty Trailer Tow Package and a 150-lb. driver. Weight of additional options, equipment, passengers and cargo must be deducted from this weight. For additional information, see your dealer. Cargo and load capacity limited by weight and weight distribution.

¹Based on Lincoln segmentation. ²Lincoln Connect, the Lincoln Way App, and complimentary Connected Service are required for remote features (see Lincoln Way Terms for details). Connected service and features depend on compatible AT&T network availability. Evolving technology/cellular networks/vehicle capability may limit functionality and prevent operation of connected features. Connected service excludes Wi-Fi hotspot. Lincoln Way App is available via download and compatible with select smartphone platforms. Message and data rates may apply. ³Available on select series. Restrictions may apply. See your dealer for details. ⁴Additional charge. ⁵New for 2021. ⁶Visit lincoln.com/fleet for complete package content. ⁷Based on 2020 model-year ratings.



THERE IS A DIFFERENCE

Experience the Ford Fleet Difference. Our dedicated experts will give you and your fleet business their best – whether you’re calculating the benefits of a purchase or lease, looking to limit out-of-pocket maintenance expenses, adding special equipment, selecting specialty colors, or deliberating on limo/livery/hearse acquisitions. If you require vehicle service in the evening or on weekends, we can help you out. The same holds true if you’re making the leap to consolidate operations worldwide. After all, there’s nothing we find more rewarding than making a difference.

- Ford Commercial Solutions
- Ford Telematics™
- Ford Credit Commercial Financing
- Incentive Programs
- Government Programs
- Ford Commercial Vehicle Center
- Automotive Remarketing
- Ford Protect® & Lincoln Protect™
- Original Parts
- Quick Lane®
- Certified Collision Network
- Fleet Care
- Ford Global Fleet
- Vehicle Special Order
- Fleet Advisory Board
- Ford Fleet Contacts

FORD COMMERCIAL SOLUTIONS

We provide focused and relevant telematics and data tools that different kinds of fleets need to optimize, adapt, and become more operationally effective. We blend Ford and Lincoln technical expertise – including our unrivaled knowledge of Ford and Lincoln vehicles – with a hands-on understanding of real-world challenges to give you a partner you can depend on. Whether you need to increase vehicle uptime and productivity, reduce maintenance costs, manage compliance or improve efficiency in other ways, we can deliver the solutions you need.



FORD DATA SERVICES™

Seamless, secure access to vehicle data. Our goal at Ford Data Services is to provide our Ford and Lincoln business customers with seamless, secure access to their vehicle data via the embedded modem that is now standard on all Ford and Lincoln vehicles beginning with the 2020 model year. Integrated Ford modem technology means no installation downtime or third-party device management.

Trusted Ford know-how and reliability. Embedded modems send manufacturer-grade Ford and Lincoln vehicle data to the transportation mobility cloud. We then normalize the data for you and provide you with an application programming interface (API) for access. You decide if you want to manage that data flow yourself, or work with a partner to do so. And because our service is always evolving, you'll have access to the newest updates and vehicle data as soon as it's available. As a result, you get valuable vehicle data when you need it.

DEDICATED FORD HARDWARE

Seamless integration with your new Ford and Lincoln vehicles. Starting in 2020MY, all new Ford and Lincoln vehicles come factory equipped with vehicle modems that are Ford engineered, and backed by Ford. Since vehicles are prepped and ready to begin taking advantage of Ford Telematics or Ford Data Services, there's no extra hardware to deal with, and no aftermarket installation costs.

Retrofit options for existing Ford and Lincoln fleet vehicles. Current fleet vehicles without connectivity can be retrofitted with a Ford Plug-in Modem Kit, enabling businesses to connect Ford and Lincoln vehicles dating back to the 2015 model year. The kit, which does not block the OBD-II port, installs out of sight behind the vehicle's dashboard to help reduce tampering and integrates directly with the vehicle's electronic architecture. A Y-cable splitter provides access to the vehicle's OBD-II port.



FORD TELEMATICS™

Software that does the hard work for you. This simple, yet powerful tool delivers manufacturer-grade information, insights and solutions right to your fingertips. The easy-to-use interface enables you to manage your fleet in real-time and quickly assess where you need to take action. And for law enforcement vehicles, it even helps make officer operations safer and more efficient. Certain police vehicles come with a built-in Fleet Telematics modem and a complimentary 2-year Ford Telematics subscription.¹



Improve asset utilization:

- Utilize GPS tracking and Geo-fencing capabilities
- Know where all vehicles are at all times to help you get the most out of your team



Optimize running costs:

- Monitor fuel consumption
- Identify areas of waste and causes too; improving efficiency can help you save money over the life of your vehicles



Maximize vehicle uptime:

- Create service rules that remind you when to schedule preventive maintenance
- Proactively manage your fleet and quickly identify vehicle needs with vehicle health telemetry such as warning indicator lights, oil life remaining, odometer, and engine hours



Protect your fleet:

- Manage fleet and driver compliance daily
- Warnings such as safety-belt usage help you act fast to protect your staff, your vehicles and even your operation



Improve driver behavior:

- A range of valuable insights into driver performance, such as safety-belt usage and speeding, provide fleet managers with the opportunity to coach drivers

HAVE YOUR DRIVERS UTILIZE THE FORD TELEMATICS DRIVE MOBILE APP²


With the app, drivers can perform the following tasks:

- Select and share the details of the vehicle they are driving with Driver to Vehicle Association
- Complete a simple checklist to ensure that the vehicle is roadworthy with Daily Driver Checks
- Quickly and easily report vehicle issues with Issue Reporting, so they can be seen in the Ford Telematics web application and appropriately addressed

And best of all, the app is included with your complimentary Ford Telematics subscription.¹

DISCOVER HOW FORD TELEMATICS AND FORD DATA SERVICES CAN MEET YOUR NEEDS

Visit commercialsolutions.ford.com, call us at **1.833.811.FORD** (1.833.811.3673) or email us at fcs1@ford.com.



¹2-year subscription to Ford Telematics starts on vehicle sale date. Subscription features may be limited. Factors causing this limitation may include, but are not limited to, issues related to cellular coverage, carrier outages and carrier network service interruptions. Complimentary service ends after 2 years. ²Included with your Ford Telematics subscription. Available on the App Store® and Google Play™ for both iOS and Android™ devices.

FORD CREDIT COMMERCIAL FINANCING

Ford Credit Commercial Lending Services help meet the demands of your business that require specialized knowledge and a unique customer focus. Ford Credit commercial finance and lease products are tailored to respond to your needs. We have dedicated sales and business center teams experienced in fleet and commercial business.

COMMERCIAL/FLEET BUYERS

Commercial Finance options can be tailored to meet your business needs. We help you choose options that make the most sense for your business. The lessee is responsible for the residual at lease-end.

- Features:
- Flexible payment terms
 - Combined billing availability for multiple units
 - No hidden fees

Commercial Red Carpet Lease (RCL) is a closed-end lease available for non-upfit vehicles with no residual risk – an ideal option for predictable-use vehicles. At lease end, when you complete your lease as agreed, simply bring the vehicle to your dealer. You are only responsible for excess mileage, and wear and use charges.

- Features:
- Monthly payments usually lower than similar-term finance payments
 - Allows for cash flow to be invested back into your business
 - Short-term leasing means new vehicles more often
 - Combined billing availability
 - Advantage of Guaranteed Asset Protection (GAP)

CommercialLease is a customizable, open-end lease program that allows flexibility to set the residual based on your business needs. This program can be tailored in a number of ways. The lessee is responsible for the residual at lease-end.

- Features:
- Accommodates upfits which can be residualized
 - High-mileage and heavy-usage vehicles
 - Flexible terms and combined billing
 - No acquisition, up-front or termination fees
 - No mileage restrictions
 - No wear and use lease-end charges

Commercial Line of Credit (CLOC)¹ We're here to help you run your business more efficiently. And your business can run better with a Ford Credit CLOC. Get the vehicles your business needs quickly, easily and with less hassle.

- Features:
- Available with Commercial Finance, Commercial RCL and CommercialLease
 - Credit approval for up to 12 months
 - Credit that frees up capital for other operating needs
 - No setup or non-utilization charges

Commercial GAPCoverage² provides protection when a financed vehicle is stolen or declared a total loss and the insurance settlement does not satisfy the outstanding balance on the vehicle.

Livery & Professional Vehicle Programs are special retail plans designed for those in the transportation business.

MUNICIPAL FINANCING

Municipal Financing is a lending program that helps state, local and municipal governments make the most of their operating budgets by providing flexibility, affordability and convenience when acquiring vehicles for essential services.

DAILY RENTAL FINANCING

Daily Rental Finance Plan is competitive vehicle financing for licensees of national franchises and independent daily rental operators.

- Features:
- Competitive rates, amortizations and terms
 - Flexible financing for new and used vehicles

CHASSIS FINANCING

Chassis Inventory Finance Plan is inventory financing for qualified body companies purchasing trucks, van chassis and limousines that will be converted or upfit with a specialty body.

- Features:
- Terms up to 6 months
 - Interest-only financing until the vehicle is sold (up to 180 days)

INCENTIVE PROGRAMS

Fleet Incentive Programs from Ford Motor Company are available to customers with a Fleet Identification Number (FIN). Please contact **1.800.34.FLEET** and press option 1 and then 1 again to see if you qualify for a FIN and any incentives.

- A variety of incentives are available for eligible fleet accounts:
- National Off-Invoice Incentives – Eligible fleets may receive direct off-invoice incentives on Ford and Lincoln vehicles
 - Group Option Discounts – Select vehicles offer optional features that are packaged and made available at discounted prices
 - Specialized Fleet Incentives – A number of additional incentives may be available to select, specialized fleets, or to fleets using special types of vehicles, including daily or long-term rental companies, commercial business customers and government agencies

Please visit **fleet.ford.com** for vehicle-specific information.

GOVERNMENT PROGRAMS

Government Sales provides Government Price Concessions (GPCs) to eligible federal, state and local government agencies. GPCs may be granted to Ford and Lincoln Dealers bidding on federal, state and local government contracts that involve the sale of cars and trucks to eligible agencies. GPCs allow Ford and Lincoln Dealers to demonstrate corporate citizenship by providing discounted vehicle pricing exclusively to eligible federal, state and local government agencies. Contact your Ford or Lincoln Dealer for more details.

FORD COMMERCIAL VEHICLE CENTER

Advanced commercial vehicle expertise, in stock. Dedicated service, customer commitment, and advanced commercial vehicle expertise come standard with every Ford Commercial Vehicle Center dealer. Participating dealers offer a variety of hardworking Ford vehicles (in stock), with dedicated service, outstanding customer commitment, and custom financing. Bottom line? Program dealers help your business run smoothly — today and down the road. Find a highly qualified dealer near you at **fordcommercialvehiclecenter.com**.

AUTOMOTIVE REMARKETING

Automotive Remarketing Services (ARS) is a comprehensive, pick-up-to-payment remarketing service designed for financial institutions, daily rental accounts (risk units), Ford and Lincoln Dealers, and commercial fleets that remarket their own vehicles. ARS offers Ford Fleet customers another sales-distribution channel for optimizing resale values, and supplies remarketing customers with a wide range of quality pre-owned vehicles.

Find out how you can take advantage of the Ford lanes at the auction: Please contact ARS by phone at **1.866.277.9142** or by email at **ars@ford.com**. You can also learn more at **fleet.ford.com**.



To obtain a more detailed description of any of our commercial programs, please visit **ford.com/finance/commercial-financing** or your local Commercial Vehicle Center dealer.





PEACE OF MIND

FORD PROTECT® & LINCOLN PROTECT™

Ford Protect and Lincoln Protect Extended Service and Premium Maintenance Plans enable you to budget your fleet expenses more easily and accurately. Premium Maintenance not only covers your routine oil changes, it covers multi-point inspections, as well as preventive care and replacement of selected “wear and tear” items that require periodic attention.

Ford Protect extended service plan coverage offers many deductible options and lets you lock in tomorrow’s costs at today’s rates. In addition to Component Coverage, all Ford Protect and Lincoln Protect mechanical programs feature:

- Service at all Ford or Lincoln Dealers (as applicable by vehicle) in the U.S., Canada and Mexico
- Maintenance service also available at Quick Lane® Tire & Auto Centers
- 100% backed by Ford Motor Company
- Limited out-of-pocket expenses
- Repairs made with Ford authorized parts by factory-trained and certified technicians
- 24-hour Roadside Assistance
- Included rental vehicle benefits
- 100% transferable coverage
- Available 24-month financing
- Eliminates service cost variability

ORIGINAL PARTS

Ford/Motorcraft® Parts Ford has built your vehicles to their highest standards using quality parts. We recommend that you choose Ford or Motorcraft parts whenever your fleet requires scheduled maintenance or repair to keep your vehicles on the road.

One of the best ways to maximize fleet uptime is to use the parts that are specifically designed for your vehicles. Our Ford and Motorcraft parts are engineered to meet your vehicles’ specific requirements.

Collision Repairs We hope that your vehicles never experience a collision; however, accidents do happen. Genuine Ford replacement collision parts meet our stringent requirements for fit, finish, structural integrity, corrosion protection and dent resistance. During vehicle development, we validate these parts to deliver the intended level of protection as a whole system. Using anything other than a genuine Ford collision part can introduce the potential for failure to key safety or performance systems. The best way to know you are getting this level of protection is to use genuine Ford replacement collision parts, including your replacement glass needs. Vehicle glass is an integral part of the safety system and should always be replaced with Ford/ Lincoln original equipment glass.

Warranty Ford and Motorcraft replacement parts are covered by our 2-year/unlimited-mileage Service Parts Warranty that has no commercial exceptions. See your Ford/Lincoln Dealer or Ford Authorized Distributor for limited-warranty details.



FORD PARTS



Motorcraft

QUICK LANE®

Quick Lane Tire & Auto Centers serve the maintenance needs of all vehicle makes and models, at more than 800 locations nationwide. All Quick Lane services are performed by certified technicians and are conveniently available on your schedule – with no need for an appointment, and evening and weekend service hours are offered. Look forward to extraordinary service using the latest diagnostic tools, quality parts from trusted brands like Motorcraft and Omnicraft,™ and tires from 16 name brands including Goodyear,® Continental and Michelin.® Stop in to Quick Lane for routine service that doesn’t have to disrupt your routine. For more information or to find a location, visit [quicklane.com](https://www.quicklane.com).

CERTIFIED COLLISION NETWORK

Ford Certified Collision Network (FCCN) is comprised of both dealer and independent collision repair centers that have invested in the tools, equipment and training to repair your fleet’s vehicles, including the latest F-Series trucks, Expedition and Lincoln Navigator that utilize high-strength, military-grade, aluminum alloys.¹ To find the closest Ford Dealer Collision Center or Ford Certified Independent Collision Center, visit [collision.ford.com](https://www.collision.ford.com), select “Find a Collision Center,” then enter your ZIP code.



FLEET CARE

Ford Fleet Care features consolidated billing for repairs, maintenance and over-the-counter parts purchases at Ford and Lincoln Dealers, plus Quick Lane Tire & Auto Centers. (Ford Fleet Care is offered without enrollment fees or monthly use fees.) Key program elements include:

- Service lane and wholesale parts purchase details with monthly invoices (online or printed)
- All-Make Service billing that includes Ford as well as competitive brand vehicles and trailers
- No driver cards needed
- Ford in-dealership system that displays approval levels set by customer
- Wholesale parts billing feature on an account card with Purchase Order instructions
- Electronic Funds Transfer (EFT) payment option for added convenience and security
- National glass program featuring OE glass, mobile installation and no-hassle pricing
- Roadside Assistance and Towing for vehicles beyond warranty and ESP coverages

For more details, please visit [fleetcare.ford.com](https://www.fleetcare.ford.com) or phone **1.800.367.3221**.

FORD GLOBAL FLEET

One solution for your worldwide fleet needs.

As an international team comprised of fleet representatives from every geographic region of Ford Motor Company, and uniquely dedicated to multinational customers, we provide:

- Product-led innovation – with a modern and efficient full-range product portfolio
- Continuously improved TCO, Safety, Technology, and Driver Experience
- Experienced, key account management
- Global manufacturing
- World-class dealer and service network

To negotiate a global fleet agreement, visit [fordglobalfleet.com](https://www.fordglobalfleet.com) for expert help.

GLOBAL FLEET BUSINESS DEVELOPMENT

BRION GOPIGIAN

Global Business Development Director
bgopigia@ford.com
313.594.4841

ALLEN WILLIAMS

Global Fleet Operations Coordinator
awill607@ford.com
313.594.4096

DUNCAN REYNOLDS

Global Fleet Analyst
dreyne81@ford.com
44.1920.885181

BERNADETTE WOOD

Global Fleet Analyst
bwood47@ford.com
44.1920.885180



VEHICLE SPECIAL ORDER

Vehicle Special Order (VSO) fulfills your specific needs. VSO provides you with special equipment and paint options that aren’t currently offered through regular or fleet-only production.

New VSO options begin with a “VSO Inquiry.” Each inquiry is received, reviewed and approved by VSO to ensure the end product is compatible with regular and limited-production options. The end product must also meet Ford Motor Company standards for quality, durability, safety and performance.

To submit a VSO Inquiry, please contact your dealer or leasing company. Inquiry response time takes an average of 8 business days for all vehicle lines except F-650/F-750 Super Duty.® Due to the complexity of this vehicle line, the average response time is 20 business days. Inquiry responses include Option Feasibility, Option Pricing and Option Development Timing. If an option request is feasible, engineering development timing may take 10 to 30 days, depending on complexity (wiring options may take longer).

VSO production timing varies. Vehicles produced with existing VSO options take an average of 60 to 90 days from order receipt to production. Vehicles produced with new VSO options must include the development timing stated in the VSO Inquiry response. For your planning purposes, VSO production typically begins about a month after Job 1 and balances out approximately one month prior to Job Last.

- Visit fleet.ford.com for full VSO details, including:**
- New option development (special equipment and paint)
 - Order assistance
 - Inquiry entry assistance to request new option development
 - Pilot model inspection coordination
 - Specification review coordination
 - VSO balance-out/start-up date publication

Contact VSO directly at 1.800.34.FLEET. Select “2” for the Fleet Customer Information Center and then “1” for VSO. For F-650/F-750 assistance, select “2,” followed by “1” and then “3.”

Contact your dealer for VSO Order Guide details.

To view the most current VSO equipment and paint options, ask your dealer to access fmcdealer.com for the VSO Ordering Guide. This guide is live, and the options are always up to date. Some VSO options may not be published in this guide if they were established for, and are restricted to, a specific Major Fleet Account.

Special paint for F-150,¹ Ranger,² Super Duty,¹ F-650/F-750, E-Series Cutaway, Transit³ and Police Interceptor® Utility:

			
W0046A	W1030B	W2323C	W3029N
			
W3075N	W3837N	W4650D	W4665D Vermillion Red
			
W4672D	W5684E Highest Volume Orange	W5685E	W6642F
			
W6695F	W7406G	W7514G	W7515G Green Gem
			
W7600G	W7603G	W7606G	W7862G
			
W8002H	W8049H	W8096H	W8161H
			
W8345H	W8816H	W8829H	W8866H
			

School Bus Yellow
E-Series Cutaway and Transit are RPO.
Select paints are now RPO for F-150 and Super Duty; please check the appropriate order guide for those paint codes.

FLEET ADVISORY BOARD

Fleet Advisory Board (FAB) members represent you. Working together with Ford Fleet to identify opportunities for improvement that will be mutually beneficial to all parties, they always welcome suggestions regarding policies, procedures and marketing programs.

JORDAN BAYNARD
Ecolab
Indirect Procurement Manager
jordan.baynard@ecolab.com
651.250.2512

SHERB BROWN
Bobit Business Media
Publisher
sherb.brown@bobit.com
310.713.2451

JANICE BUXTON
Ingersoll Rand
Fleet & Safety Manager
janice.buxton@irco.com
704.990.3415

FRANK CUMMINS
Exelon Corporation
Senior Compliance Specialist Fleet Services
frank.cummins@exeloncorp.com
610.648.7807

JEREMY DONOHUE
U-Haul International
Director, Truck & Trailer Product
jeremy_donohue@uhaul.com
602.549.4848

KATE DUFFY
Liberty Mutual Insurance
Fleet Program Manager
kate.duffy@libertymutual.com
857.224.1740

WILLIAM KOKEMOR
Henkels & McCoy, Inc.
Director, Fleet Operations
bkokemor@henkels.com
215.283.7927

JOE LOPEZ
Occidental Oil & Gas Corp.
Manager - Inv. & Warehouse
joe_lopez@oxy.com
432.631.6378

JOSEPH LUKACS
The Sherwin Williams Company
Manager, Fleet Operations
jdlukacs@sherwin.com
216.566.2431

JAY MASSEY
Amerigas Propane
Corporate Fleet Vehicle Manager
jay.massey@amerigas.com
610.768.3824

JEFF MCCORMICK
Johnson Controls, Inc.
Fleet Manager
jeff.michael.mccormick@jci.com
410.200.8602

MICHAEL MONTGOMERY
Pepsico
Senior Engineer, National Fleet
michael.montgomery1@pepsico.com
940.300.4688

BRANDON MORRIS
Charter Communications
Vice President
brandon.a.morris@charter.com
303.721.3654

SCOTT MYERS
ADT, Inc.
Director, Fleet Operations
stmyers@adt.com
972.876.3554

CHRIS OTTO
Best Buy
Associate Manager, Fleet Operations
chris.otto@bestbuy.com
612.638.8576

BRYAN PARTRIDGE
Home Depot
Manager, Tool Rental
bryan_partridge1@homedepot.com
770.433.8211

JASON PUCELY
Suez Water Technologies and Solutions
Global Fleet Leader
jason.pucely@suez.com
215.942.3011

MICHAEL RIHA
Allstate Insurance Co.
Fleet Manager
mriha@allstate.com
847.402.3444

CHARLES SCHWANBECK
Finning Canada
Service Asset Manager
cschwanbeck@finning.com
780.377.3370

SAM SHIELDS
Dycom Industries
Director of Fleet
sshields@dycominc.com
770.315.5198

RICHARD SQUIRES
Atmos Energy Corporation
Fleet Sourcing Analyst
richard.squires@atmosenergy.com
972.951.9871

DANIELLE STARIHA
Cygnas Home Service
Senior Fleet Manager
danielle.stariha@schwans.com
651.395.0686

KIMBERLY WINTERS
Energy Transfer Partners
Fleet Director
kimberly.winters@energytransfer.com
210.572.0461



COMMERCIAL FLEET

COMMERCIAL & GOVERNMENT FLEET SALES

John Ruppert	General Manager, Commercial & Government Fleet Sales	jruppert@ford.com	313.598.4692
Bridget Butterfield	Fleet Management Account Manager	bbutterf@ford.com	313.594.4030
Ginger Kasanic	Commercial & Government Operations Manager	vkasanic@ford.com	313.337.2599
Todd Kaufman	Account Manager	tkaufma1@ford.com	586.264.9255

COMMERCIAL FLEET SALES – EAST

Brion Gopigian	Regional Sales Manager – East – Global Fleet Business	bgopigia@ford.com	313.845.1367
Dennis Bearden	National Account Manager – Detroit	dbearden@ford.com	313.319.0935
Fred Belinskas	National Account Manager – Philadelphia	fbelinsk@ford.com	949.510.9152
Craig Cannons	National Account Manager – NC/SC	ccannons@ford.com	678.984.4201
Brad Clissold	National Account Manager – Cincinnati	bclisso1@ford.com	513.252.8290
Erica Darthard	Select Account Manager	edarthar@ford.com	313.390.1596
Craig Fetty	National Account Manager – FL/Atlanta	cfetty@ford.com	954.899.8664
Elisa Milano	National Account Manager – Cleveland	eglassne@ford.com	440.263.5919
Dan O'Connor	National Account Manager – Washington, D.C.	doconno3@ford.com	804.658.7960
Tom O'Leary	National Account Manager – Boston	toleary1@ford.com	617.823.0693
Eric Rice	National Account Manager – NY/NJ	erice34@ford.com	201.921.9570

COMMERCIAL FLEET SALES – WEST

Don Borthwick	Regional Sales Manager – West	dborthw1@ford.com	313.623.8881
Lance Buchanan	National Account Manager – Northwest	lbuchan1@ford.com	415.307.4748
Rory Cashman	National Account Manager – Minneapolis	rcashma2@ford.com	201.575.0614
Tina Ferri	National Account Manager – Chicago South	tferri@ford.com	773.562.9358
Vic Kachel	National Account Manager – Denver	vkachel@ford.com	303.949.9125
Marty Kopera	National Account Manager – Chicago North	mkopera@ford.com	630.962.4869
Rich Kuehl	National Account Manager – Phoenix	rkuehl1@ford.com	480.262.1499
Joel Nielsen	National Account Manager – Houston	jnielse1@ford.com	936.203.1794
Pam Page	Select Account Manager	ppage16@ford.com	313.390.3076
Bob Sanseverino	National Account Manager – Los Angeles	rsanseve@ford.com	818.917.1401
Jason Woods	National Account Manager – Dallas	jwoods23@ford.com	214.923.6491
Gary Wright	National Account Manager – TX/OK	gwright5@ford.com	972.897.6590

GOVERNMENT FLEET SALES

Tony Gratson	Government Sales Manager	tgratson@ford.com	313.390.1041
Ron Anderson	State/Local Government Sales Manager	randers1@ford.com	313.390.1058
Tina Carley	Federal Government Sales Coordinator	twoolum@ford.com	313.390.1324
Scott Clark	Government Sales Manager – Mountain West	sclark10@ford.com	801.808.4982
Josie DeMarco	Federal Government Sales Analyst	jdemarc4@ford.com	313.390.1262
Greg Dugan	Government Sales Manager – South Central	gdugan@ford.com	972.632.8643
Vicki Gleason	State & Local Government Sales Analyst	vgleason@ford.com	313.390.1054
Debra Hairston	Federal Government Sales Manager	dhairsto@ford.com	313.390.1095
Steve Hoe	Government Sales Manager – West	shoe@ford.com	916.705.5350
Chris Keady	Government Sales Manager – North Central	ckeady@ford.com	313.595.4691
Bob Matschekowski	Federal Government Sales Analyst	rmatsche@ford.com	313.390.1283
Dan Mazurek	Government Sales Manager – Northeast	dmazure1@ford.com	313.407.2973
James Morgan	Government Sales Manager – Southeast	jmorga12@ford.com	901.230.0125

FORD TELEMATICS™ AND FORD DATA SERVICES™ SALES

Travis Hunt	Ford Telematics Business Development Manager	thunt22@ford.com	703.859.0347
Nick Benintende	Ford Telematics Sales Manager	nbeninte@ford.com	248.302.3561
Matt Wilczewski	Ford Telematics Sales Manager	mwilczew@ford.com	734.748.2460

COMMERCIAL VEHICLES

COMMERCIAL VEHICLE BUSINESS MANAGERS

Rob Peruzzi	Commercial Vehicle Sales Manager	rperuzzi@ford.com	313.390.0106
Linda Jakubowski	Senior Project Manager	ljakubo3@ford.com	313.594.4131
Mickey Calais	Commercial Business Manager – AR/LA/MS/KC/OK	mcalais@ford.com	314.324.8175
Giuseppe Castagna	Commercial Business Manager – Cincinnati/Pittsburgh	gcastag1@ford.com	313.850.3446
Rebecca Chase	Great Lakes, Southeast Regions	rchase@ford.com	313.390.7405
Kendra Clayton	Commercial Business Manager – Denver/Phoenix/Seattle	kwetter1@ford.com	208.794.8945
Butch Gosline	Commercial Business Manager – Washington, D.C./Philadelphia	agosline@ford.com	703.731.5320
Andy Hill	Commercial Business Manager – Atlanta/Charlotte	ahill10@ford.com	678.522.4451
Karen Krodel	Commercial Business Manager – FL	kkrodel@ford.com	407.467.5060
Mark Lowrey	Commercial Business Manager – TX	mlowery2@ford.com	651.398.8296
Jonathan Martin	East, Central, West Regions	jmar1144@ford.com	313.390.7548
Sean Masson	Commercial Business Manager – Boston/NY	smasson3@ford.com	267.745.1552
Jody Slucker	Commercial Business Manager – Chicago/Twin Cities/Detroit	jreimer@ford.com	630.776.9554

FLEET SUSTAINABILITY & ADVANCED TECHNOLOGY

Brian Arvila	Fleet Sustainability & Advanced Technology Manager	barvila@ford.com	313.323.4188
--------------	--	------------------	--------------

MARKETING SALES & STRATEGY

Marci Bryant	Commercial Truck Assistant Brand Manager	mbryan78@ford.com	313.206.4785
Maria Cavataio	Business Development Operations Manager	mcavatai@ford.com	313.390.2335
Tiffany Chang Harold	Commercial Vehicle Product Strategy & Transformation Manager	tchang36@ford.com	313.206.7859
Michelle Christie-Hart	Major Events Planner	mchris48@ford.com	313.621.7726
Tom Drobot	Product Order Support Specialist	tdrobot@ford.com	313.390.7530
Julie Ellenberger	Commercial Vehicle Product Marketing Manager	jellenb5@ford.com	313.323.6359
Roula Ellenburg	Fleet Integrated Marketing Manager	rellenbu@ford.com	313.322.7881
Dan Hogan	Police Assistant Marketing Manager	dhogan20@ford.com	313.206.2312
Kim Johnston	Limo Livery Marketing Coordinator	kjohnst3@ford.com	313.390.2779
Ramzi Kort	Commercial Vehicle Product Marketing Manager	rkort@ford.com	313.594.4088
Malene Lane	Fleet Brand Strategy Manager	mlane59@ford.com	313.322.3918
Tim Maes	Assistant Commercial Vehicle Product Marketing Manager	tmaes4@ford.com	734.308.1393
LaSonjia McGinnis-Solomon	Fleet Programs Administration Coordinator	lmcginni@ford.com	313.323.1429
Jennifer Mitchell	Transit Assistant Brand Manager	jmitc314@ford.com	313.615.3211
Nate Oscarson	Commercial Truck Brand Manager	noscarso@ford.com	313.390.1213
Craig Ruggirello	Vehicle Special Order Manager	cruggire@ford.com	313.248.2985
Bill Sapielak	Product Order Support Specialist	bsapiel1@ford.com	313.390.5889
Cary Shapiro	Transit Brand Manager	cshapiro@ford.com	313.337.1733
Stephen Tyler	Police Marketing Manager	styler12@ford.com	313.322.9998
Holli Victory	Website Analyst	hvictory@ford.com	313.322.5767

POOL ACCOUNTS & SPECIALTY VEHICLES

Eric Haglund	CV Pool Account & Specialty Vehicle Manager	ehaglund@ford.com	313.323.7574
Greg Ebel	Specialty Vehicle Account Manager	gebel4@ford.com	313.316.9723
Kristen Farage	Pool Account Allocation and Scheduling Coordinator	kmeredyk@ford.com	313.390.2713
Joe King	Specialty Vehicle Account Manager	jking24@ford.com	407.467.5061
Phillip Wolbert	Assistant Manager Pool Marketing	pwolbert@ford.com	313.594.7062

RENTAL & REMARKETING

Perry Fowler	General Manager – Rental and Remarketing Operations	pfowler@ford.com	313.621.4630
Wayne Boor	Rental Sales Manager	wboor@ford.com	313.621.4563
Jake Christopherson	Rental Sales Manager – Canada & ODR	jchri159@ford.com	404.357.0732
Tom Cornellier	Auction & eBusiness Manager	tcornell@ford.com	313.594.7551
Tracey Eick	Rental Strategy & Dealer Daily Rental Manager	teick1@ford.com	313.590.1514
Steve Groene	Sales Planning & Distribution Manager	sgroene1@ford.com	313.845.2690
Krista Pfeiffer	Rental Operations Manager	kpfeiff2@ford.com	313.594.1237

FORD CREDIT COMMERCIAL LENDING

Jeffrey Drake	Commercial Brand Director	jdrake@ford.com	313.618.7666
Edgard Guitierrez	Commercial Marketing Analyst	egutie16@ford.com	TBD
Steve Richter	Commercial Marketing Specialist	srichter@ford.com	313.845.8165

COMMERCIAL FLEET MANAGERS – FORD CREDIT

David Center	Central	dcenter2@ford.com	214.636.9532
Mark Heminover	Great Lakes	mheminov@ford.com	847.452.3240
Dave Huard-Cossette	Canada	dcossett@ford.com	365.292.3654
Craig Krisan	West	ckrisan@ford.com	925.351.6205
Steve Panke	East	spanke@ford.com	862.229.3118
Jackie Warmbold	Southeast	jwarmbol@ford.com	678.595.1408

MUNICIPAL FINANCE – FORD CREDIT

Tom McCarty	Manager, Specialty Finance and Commercial Marketing	tmccart9@ford.com	313.248.8846
-------------	---	-------------------	--------------

FORD OF CANADA

Peter Stoddart	General Manager, Fleet	pstodda1@ford.com	905.845.2511 x1212
Julie Ainsley	National Account Manager – Quebec/Atlantic	jainsley@ford.com	514.744.1800 x4257
Colleen Cook	Government Sales Specialist	ccook11@ford.com	905.845.2511 x1598
Brent Corder	Fleet Service Manager – Eastern	bcorder1@ford.com	905.845.2511 x3113
Stephanie Cornforth	National Account Manager – Western	scornfo1@ford.com	403.540.7708
Neil Drapeau	Fleet Service Manager – Quebec/Atlantic	ndrapea1@ford.com	514.744.1800 x4315
Mike Fisher	National Account Manager – Western	mfisher5@ford.com	888.767.5998 x39804
Rob Gramada	National Fleet Sales Manager	rgramada@ford.com	905.845.2511 x1213
Kevin Jeffers	National Account Manager – Eastern	kjeffer5@ford.com	905.845.2511 x1536
Elyse Lamarre	Assistant Commercial Sales Manager	elamarr1@ford.com	905.845.2511 x1214
Callum McCreadie	Fleet Service Manager – Western	cmccread@ford.com	888.767.5998 x39831
Scott Nazarchuk	Government Sales Manager	snazarch@ford.com	905.845.2511 x1119
Shelley Rideout	Fleet Sales Operations and Analytics Manager	srideou3@ford.com	905.845.2511 x1169
Denis Schofield	National Fleet Parts & Service Manager	dschofi1@ford.com	905.845.2511 x1196
David Shuttleworth	Commercial Sales Manager	dshuttle@ford.com	905.845.2511 x1247
Brent Smith	National Account Manager – Eastern	bsmith13@ford.com	905.845.2511 x1222
Barb Tilly	Fleet & Lease Marketing Manager	btilly@ford.com	905.845.2511 x1260
Fleet Headquarters		focfhq@ford.com	800.668.5515

FLEET CUSTOMER INFORMATION CENTER (FCIC)

1.800.34.FLEET (US) • 1.800.668.5515 (CANADA)

fleet.ford.com • fleet.ford.ca

Open 8:30 a.m. – 5:00 p.m. EST

The FCIC is dedicated to supporting Fleet Accounts by providing a single source to help answer all your questions.

FLEET SERVICE OPERATIONS

Philip Podgorny	Fleet Service Operations Manager	ppodgorn@ford.com	313.595.9775
Jeff Gillis	Fleet Service Support Supervisor	kgillis@ford.com	313.845.5477
Kris McCall	Modified Vehicle Manager	kmccall1@ford.com	313.590.0974
Matt Messina	Modified Vehicle Specialist	mmessin4@ford.com	313.390.5818
Ford Fleet Care Headquarters Hotline		ffcadmin@ford.com	800.367.3221
Ford Fleet Network Headquarters Hotline		ffnfieldsupport@fordfleetnetwork.com	800.207.5517

SERVICE SUPPORT

EAST REGION

Drita McNamara	Fleet Manager	dmcnama4@ford.com	201.232.1847
Leah Cook	Fleet Zone Manager – Boston	lkrohn@ford.com	774.245.8203
Kyle Heaney	Fleet Zone Manager – Orlando	kheaney1@ford.com	832.236.8511
Mike Moncilovich	Fleet Zone Manager – Charlotte	mmoncilo@ford.com	313.495.5341
Katrina Murphy	Fleet Zone Manager – Washington, D.C./Philadelphia	kscott33@ford.com	732.685.1324
Brad Piper	Fleet Zone Manager – New York	bpiper6@ford.com	703.498.1632
Marisa Weeks	Fleet Management Company Specialist	mweeks3@ford.com	313.594.7420
Tim Zello	Fleet Regional Specialist	tzello@ford.com	313.390.3505

CENTRAL REGION

Joe McDonald	Fleet Manager	jmcdon27@ford.com	313.969.1575
Michelle Best	Fleet Zone Manager – Kansas City	mbest10@ford.com	816.266.1738
Jane Evans	Fleet Zone Manager – Chicago	jevans9@ford.com	708.288.5110
Vince Janiunas	Fleet Regional Specialist	vjaniuna@ford.com	313.390.9831
Eric Osborne	Fleet Zone Manager Fleet Management Companies/Rental	eosbor20@ford.com	313.316.8538
Mark Samples	Fleet Management Company Specialist	msample1@ford.com	313.322.6684

WEST REGION

Chris Eldridge	Fleet Manager	jeldridg@ford.com	562.235.9168
Eric Cowan	Fleet Zone Manager – Pacific Northwest	ecowan@ford.com	720.838.4726
LaWanda Doss	Fleet Management Company Specialist	ldoss4@ford.com	313.594.7264
Gary Hileman	Fleet Technical Specialist	ghileman@ford.com	313.390.1253
Rick Keithley	Fleet Zone Manager – Northern California	rkeithle@ford.com	916.893.4579
Madeline Norris	Fleet Zone Manager – TX/OK	mlull@ford.com	407.467.4980
Nancy Petersen	Fleet Zone Manager – Southwest	npeter25@ford.com	602.790.8598
Craig Schubel	Medium Duty Specialist	cschubel@ford.com	253.278.9163

SALES & MARKETING

Erik Strom	Fleet Service Operations Sales & Marketing	estrom@ford.com	313.971.2982
John Coughlin	Dealer Network Specialist	jcough30@ford.com	313.549.1876
Rick Hawes	Business Growth Manager	rhawes@ford.com	313.587.9107
Bill Holden	Program Manager	wholden5@ford.com	248.912.7457
Kevin Naro	Commercial & Government Bid Manager	knaro@ford.com	440.452.2257
Julie Vangel	Ford Fleet Care Program Manager	jvangel1@ford.com	313.390.7609
Mike Werner	Fleet Strategy & Sales Operation Manager	mwerner2@ford.com	313.248.7351

EAST MARKET

Kevin Naro	Fleet Manager – East	knaro@ford.com	440.452.2257
Albert Armstead	Fleet Business Development Specialist – New York	aarmste1@ford.com	201.284.1897
Jim New	Fleet Parts Specialist – Washington, D.C.	jnew16@ford.com	313.910.2135
Mark Risoli	Fleet Bid Specialist – New York	mrisoli@ford.com	201.249.3918
Bernie Sampson	Fleet Parts Specialist – Philadelphia	bsamps13@ford.com	313.910.2144
Jim Watson	Fleet Parts Specialist – New York	jwats192@ford.com	313.390.2154

CENTRAL MARKET

Barry Carver	Fleet Manager – Dallas	bcarver@ford.com	214.642.5120
Jack Burkett	Fleet Business Development Specialist – Dallas	jburkett@ford.com	214.280.5029
Elliot DuCree	Fleet Parts Specialist – Memphis	educree@ford.com	313.910.2167
Glen Gagas	Fleet Parts Specialist – Dallas	ggagas1@ford.com	313.910.1999
Rusty Mason	Fleet Parts Specialist – Kansas City	rmason90@ford.com	313.549.1136

SOUTHEAST MARKET

Matt Copeland	Fleet Manager – Orlando	mcopelan@ford.com	201.248.5305
Mike Crichton	Fleet Business Development Specialist – Orlando	mcrichto@ford.com	407.467.4989
Theresa Luise	Fleet Parts Specialist – Orlando	tluise@ford.com	313.549.1549

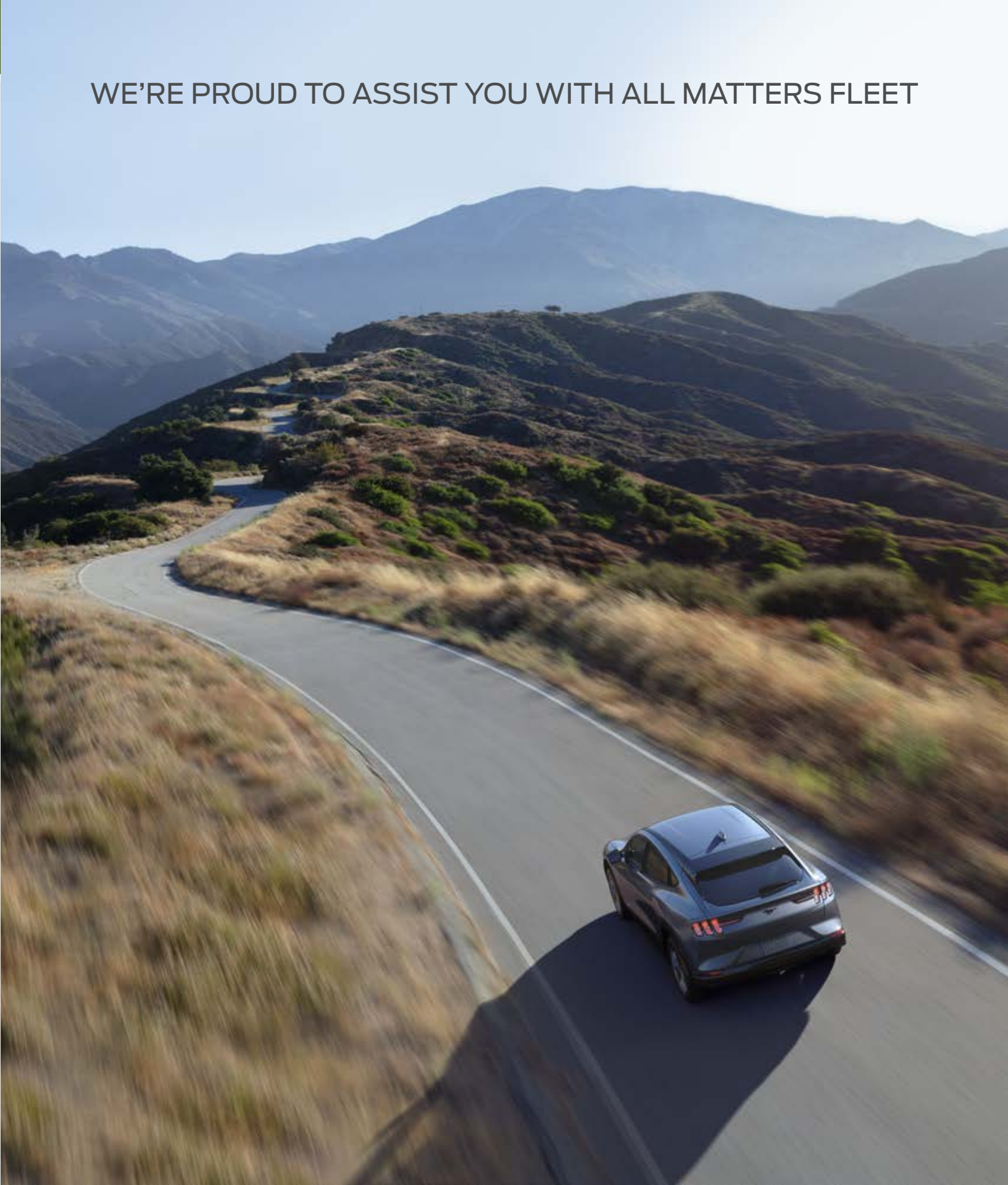
WEST MARKET

Kevin Naro	Fleet Manager – West	knaro@ford.com	440.452.2257
Brian Doud	Fleet Part Specialist – Denver	bdoud@ford.com	313.495.5404
John Horrigan	Fleet Parts Specialist – Phoenix	jhorrig6@ford.com	313.549.1486
David Langley	Fleet Bid Specialist – Los Angeles	dlangle9@ford.com	313.549.1480
Anne Tran-Malone	Fleet Parts Specialist – Los Angeles	atranma1@ford.com	313.495.5953
Rahim Sheik	Fleet Parts Specialist – Seattle	rsheikh6@ford.com	313.549.1137
Tracy Smith	Fleet Business Development Specialist – Los Angeles	tsmith50@ford.com	678.463.4313

GREAT LAKES MARKET

Kevin Naro	Fleet Manager – Great Lakes	knaro@ford.com	440.452.2257
Zach Galvin	Fleet Parts Specialist – Twin Cities	zgalvin@ford.com	313.549.1864
Alexis Scott	Fleet Bid Specialist – Chicago	ascot101@ford.com	313.549.1452
Lou Selvaggio	Fleet Parts Specialist – Chicago	lselvagg@ford.com	313.549.1114
Dwayne Washington	Fleet Business Development Specialist – Chicago	dwashi14@ford.com	620.423.1410
Mario Williams	Fleet Parts Specialist – Detroit	mwill740@ford.com	313.910.2015
Ken Winters	Fleet Parts Specialist – New York	kwinte22@ford.com	313.549.1875

WE’RE PROUD TO ASSIST YOU WITH ALL MATTERS FLEET



BOOKMARK IT

Our Ford Fleet website is where everything comes together – we mean *everything*.

- Analyze latest incentives and specialty vehicles
- Place and track your orders
- Decode a VIN
- Look up maintenance schedules
- Gather mobility, government and upfitter details
- Access owner's manuals and service publications
- Investigate parts and accessories materials
- Reference towing and emissions guides
- Obtain marketing information
- Tackle many more essential tasks



fleet.ford.com • 1.800.34.FLEET

FORD FLEET

North American Fleet, Lease & Remarketing Operations

Some features discussed may be optional. Vehicles shown may contain optional equipment. Features shown may be offered only in combination with other options or subject to additional ordering requirements or limitations. Select features and packages are shown. Please visit fleet.ford.com for a complete Ordering Guide. Information in this Preview Guide was developed from Ordering Guides as of March 2020. Following publication of this catalog, certain changes in standard equipment, options and the like, or product delays may have occurred which would not be included in these pages. Ford Motor Company reserves the right to change product specifications at any time without incurring obligations. All specifications and ratings based on preliminary data. All comparisons based on competitive models. • Always wear your safety belt, secure children in the rear seat and follow airbag warning label instructions. • Colors shown are representative only. Not all colors are available on all models. Visit fleet.ford.com for actual paint/trim options. • SiriusXM trial length and service availability may vary by model, model year or trim. All SiriusXM services require a subscription, each sold separately by SiriusXM after the trial period. Service will automatically stop at the end of your trial unless a subscription is purchased. See the SiriusXM Customer Agreement at www.siriusxm.com for complete terms. Some services and features are subject to device capabilities and location availability. All fees, content and features are subject to change. SiriusXM and all related marks and logos are trademarks of Sirius XM Radio Inc. • Android, Android Auto, Google, Google Play and other marks are trademarks of Google Inc. • Apple, Apple CarPlay and Apple Watch are trademarks of Apple Inc., registered in the U.S. and other countries. App Store is a service mark of Apple Inc. • BANG & OLUFSEN and B&O are registered trademarks of Bang & Olufsen Group. Licensed by Harman Becker Automotive Systems Manufacturing Kft. All rights reserved. • Bendix is a registered trademark of Knorr-Bremse used under license by Bendix Commercial Vehicle Systems LLC. • Bosch, HydroBoost and Hydro-Max are registered trademarks of Robert Bosch GmbH. • Goodyear is a registered trademark of The Goodyear Tire & Rubber Company. • GT500 and Shelby are registered trademarks of Carroll Hall Shelby Trust. • "HD Radio" and the HD Radio logo are proprietary trademarks of iBiquity Digital Corporation. • King Ranch is a registered trademark of King Ranch, Inc. • MagneRide is a trademarked technology of BWI Group. • Michelin and Selfseal are registered trademarks of Michelin North America, Inc. • Revel and the Revel logo are trademarks of HARMAN International Industries, registered in the United States and other countries. • The Bluetooth word mark is a trademark of the Bluetooth SIG, Inc.

Availability of technologies and systems described in this brochure varies by model and trim level. Not all systems are available on all Ford Motor Company vehicles. See your local Ford or Lincoln Dealer for complete details.



Printed in the USA. Please recycle.

© 2020 Ford Motor Company 21FLTFFG