

1979 PLYMOUTH

# CHAMP

OUR NEW FRONT-WHEEL DRIVE IMPORT.





# CHAMP. EFFICIENCY PLUS.



Some items pictured on vehicles in this catalog are extra-cost options.

Champ Custom Hatchback with Premium Package.



Meet the Champ. A totally new car from Plymouth.

With great handling...every Champ has front-wheel drive, power front disc brakes and rack-and-pinion steering. With a unique MCA-Jet engine and the new Twin-Stick transmission\*...a power team designed for today's needs. With great versatility...four-passenger seating plus a wide, easy-to-open rear hatch.

And it's available in three model choices: Champ Hatchback, Champ Custom Hatchback and Champ Custom Hatchback with Premium Package.

With the Premium Package, you get the champ of Champs. Cast aluminum road wheels on steel-belted



\*Please refer to back cover for special note.

radials, special tape striping, a 1.6-litre MCA-Jet hemi-head engine and the remarkable Twin-Stick transmission.

Here's how it works. There are two shift levers. One is the familiar 4-speed stick. The other lever gives you two modes of operation: power and economy.

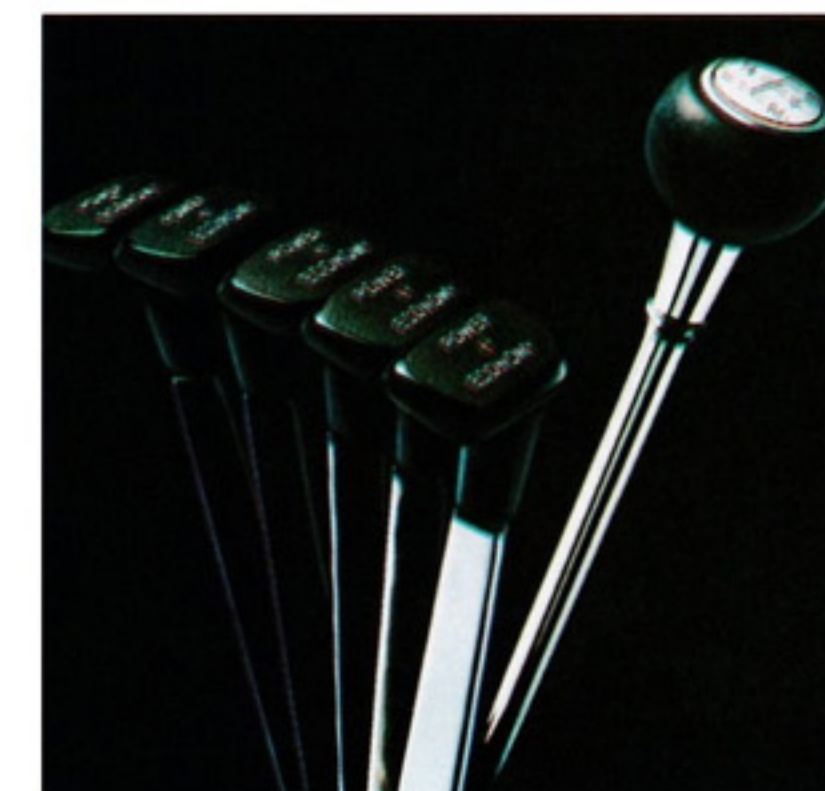
It's like having two transmissions in one. Use the power mode for spirited

performance in passing, zipping up hills, or to merge onto the freeway. Use the economy mode for most of your everyday city or country cruising.

The Champ Premium Package also doubles your pleasure on the inside. With dual reclining front bucket seats. Dual electric remote outside mirrors. A large floor console with two gauges: amp and oil. And an electric rear window defroster, with wiper/washer. When we build an efficiency-sized car, we don't spare the "plusses."

That's what makes Champ a champ.

**THAT'S IMAGINATION. THAT'S PLYMOUTH**



Our Champ Premium Package has sporty red-and-white checked, cloth-and-vinyl dual reclining bucket seats. They go nicely with the Canyon Red exterior.



# LITTLE CAR...BIG FEATURES.



Champ Custom Hatchback



Champ Hatchback

Though Champ is little on the outside, it's mighty big on the inside.

That's because Champ engineering features like front-wheel drive, transverse-mounted engine and a car body that's over five feet wide pay off in extra stretch-out room for legs, shoulders and hips.

And Champ makes this room as comfortable as possible. With front bucket seats that recline individually.



Dual reclining front bucket seats in cashmere or black are standard on both Champs illustrated on page 4. The Custom model comes with cloth-and-vinyl seats; while our Champ Hatchback comes standard with all-vinyl version.

With a back seat big enough to accommodate passengers and packages. With carpeting—even in the Custom model's hatch area.

And the hatch is where the Champ really carries on. With the seat up, 6.5 cu. ft. With the seat down, 27.4 cu. ft. Stow away! Champ makes it easy with a folding rear seat with one-touch release.

And to keep valuables out of sight, there's a rear shelf security panel, in the Premium and Custom models.

One thing you won't keep out of sight is the good looks of the Champ Custom. Not with exterior highlights

like body-side tape stripes and bright trim around the windows. Plus steel-belted white sidewall tires. Powered by a 1.6-litre MCA-Jet engine.\*

The 1.4-litre engine provides the power for our easy-to-own Champ Hatchback. Other standards include: Twin-Stick transmission,\* styled steel road wheels, whitewalls, flipper-type rear quarter windows, tinted glass,\* rear window defroster,\* side window defrosters and electric wipers with pulse wipe.

Features like these help the Champ live up to its name.

**THAT'S IMAGINATION. THAT'S PLYMOUTH.**




\*Please refer to back cover for special note.



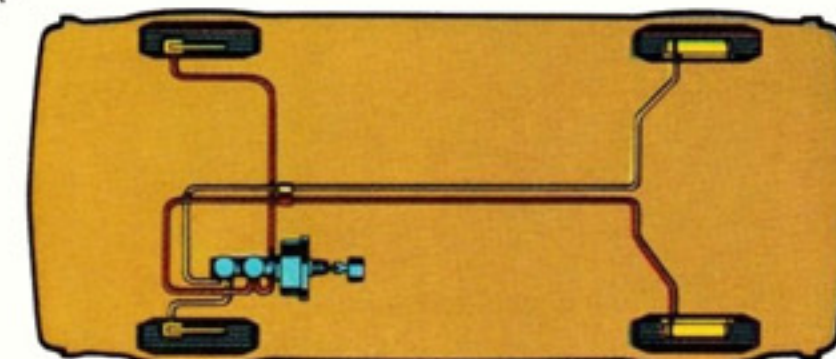
# THE MAKING OF A CHAMP



**Front-wheel drive** sends power directly to the front wheels. You're essentially pulled rather than pushed through curves and corners. You'll also appreciate front-wheel drive in the snow or on wet, slippery roads. The Champ knows how to handle itself.



**Rack-and-pinion steering** offers a responsive, precise system not found on most American-made cars. Rack-and-pinion steering is demanded by serious sports-car drivers. Like those on the Grand Prix circuit, rack up another plus for the Champ.




**Dual diagonal braking system** helps provide Champ with straight-line stopping power. Dual diagonal braking provides two separate systems for opposing front and rear wheels. In addition, power front disc brakes are standard.



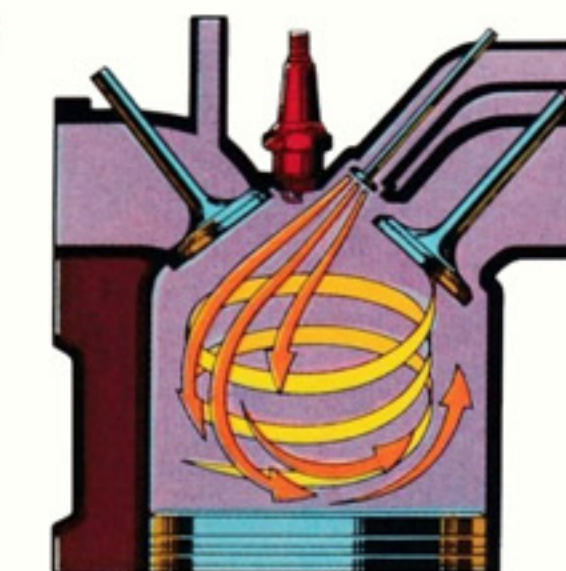
**Instrumentation and controls** help make Champ your command performer. There are slide switches for headlights and wipers. Plus a trip odometer, and the added security of an inside hood release. Gauges and indicator lights tell you the engine story. Champ Premium Package instrument panel shown.



**Tight turning radius** helps Champ find you more places to park, more places to turn around in. In fact, Champ's turning radius (32.6') makes maneuvering in congested city streets and shopping areas easier.



**MacPherson-type strut suspension** has a reputation for durability, comfortable ride, and sporty handling characteristics. The system is an independent coil/shock absorber type to help take the bumps out of the road.



**MCA (Mitsubishi Clean Air)-Jet Engine System** gives you fuel efficiency. How? The extra jet valve injects an additional amount of air to create an extra-lean, swirling mixture of fuel and air into the combustion chamber for more even and complete combustion.



Champ Standard Features

Ashtray light • Brakes, power front disc • Bucket seats, front, vinyl dual reclining • Bumper guards, front and rear • Carpeting • Cigarette lighter • Defroster, electric rear window\* • Defroster, windshield and side door windows • Engine, 1.4-litre transverse-mounted, 4-cylinder MCA-Jet • Front-wheel drive • Fuel lid lock • Hood release, inside • Lights, door ajar warning • Mirror, left racing • Road wheels, styled steel • Suspensions, independent front strut and rear coil • Tinted glass, all windows\* • Transmission, Twin-Stick • Trip

odometer • Windows, flipper quarter • Wipers, electric with pulse wipe • Ventilation, flow-thru • Plus many more

Champ Custom Standard Features

(All Champ features plus:)  
Assist grips • Bucket seats, front, cloth-and-vinyl dual reclining • Carpeting, cargo • Console, floor • Liftgate opener, inside remote • Shelf security panel, rear • Steering wheel, sport • Tape stripes • Engine, 1.6-litre transverse-mounted, 4-cylinder MCA-Jet\* • Tires, 155 SR-13" WSW steel radials • And many more

Champ Custom with Premium Package Standard Features

(All Champ and Champ Custom features plus:)  
Bucket seats, front, cloth-and-vinyl in red and white, dual reclining • Cargo lamp • Color, Canyon Red exterior • Gauges, oil pressure and battery • Mirrors, day/night inside; dual electric remote, outside • Road wheels, cast aluminum • Tachometer • Tape stripes, white (Grille, deck lid and body side) • Tires, 175/70 HR-13" RWL steel-belted radials • Wiper/Washer, rear window • Many more

The Complete List of Options

Air conditioning • Dual outside mirrors • Radio, AM • Radio, AM/FM • Road wheels, cast aluminum (Std. with Premium Package) • Sun roof • Wheel trim rings • Wiper/Washer, rear (Std. with Premium Package)

Standard Safety Features

Unibelt restraint system • Hazard warning flasher • Turn signals with lane-change feature • Side marker lights and reflectors • Backup lights • Disc brakes • Dual braking system with warning lights • Dual throttle return springs • Circuit breakers for headlamps • Electric windshield wipers and washers • Energy-absorbing steering column • High-penetration-resistant windshield • Padded instrument panel, sun visors, and top on front seat-back • Side door guard beams

Exterior Dimensions

Wheelbase . . . . .	90.6"
Length . . . . .	156.9"
Width . . . . .	62.4"
Height . . . . .	50.6"
Track, front . . . . .	53.9"
rear . . . . .	52.8"

Interior Dimensions

Headroom, front . . . . .	36.8"
rear . . . . .	36.0"
Legroom, front . . . . .	40.6"
rear . . . . .	29.7"
Hiproom, front . . . . .	51.6"
rear . . . . .	51.2"
Shoulder-room, front . . . . .	51.0"
rear . . . . .	52.4"
Cargo capacity (with seat up) . . . .	6.5 cu. ft.
(with seat down) . . . .	27.4 cu. ft.

Plymouth Champ is another quality product of the Mitsubishi Motors Corporation. Champ is made in Japan for the Chrysler Corporation. Some of the equipment shown on product illustrations is optional at extra cost. Chrysler Corporation reserves the right to make changes from time to time, without notice or obligation, in prices, specifications, colors and materials, and to change or discontinue models.

Engine Specifications

Engine:	1.4 <sup>1</sup> litre	1.6 <sup>1</sup> litre
Type:	Four cylinder	Four cylinder
Carburetor	Two-barrel	Two-barrel
Bore & Stroke	2.91 x 3.23	3.03 x 3.39
Compression Ratio	8.7	8.5
Fuel Tank Capacity (gal.)	10	10

<sup>1</sup>Both the 1.4- and 1.6-litre engines feature MCA-Jet system.

Engine and Transmission Availability

Model	Engine	Transmission	Axle Ratios
Hatchback	1.4 litre	Twin-Stick*	3.5
Custom Hatchback	1.6 <sup>*</sup> litre	Twin-Stick	3.5
Custom Hatchback w/Premium Package	1.6 litre	Twin-Stick	3.5

Tire Availability

Tires	Hatchback	Custom Hatchback
6.15 x 13" WSW Bias Ply	Std.	NA
155SR x 13" WSW Steel-Belted Radial	Opt.	Std.
175/70 HR x 13" RWL Steel-Belted Radial	NA	Opt. <sup>1</sup>

NA = Not Available    <sup>1</sup> = Requires Cast Aluminum Road Wheels. Standard with Premium Package.  
WSW = White Sidewall    RWL = Raised White Letter

Colors

  
Canyon Red

  
Ballast Sand

  
Green

  
Bright Blue Metallic

  
Black

  
Bright Silver

  
Light Tan

  
Warm White

NOTE: Due to occasional printing irregularities, the colors shown may vary from actual hues. See your Plymouth Dealer for accurate color chips.

**\*SPECIAL NOTE:** The following items—Twin-Stick Transmission, tinted glass and rear window defroster—will be standard on Champ Hatchback models shipped during the first 60 days after introduction. Base Champ models shipped during the first 60 days of introduction will have a 4-speed manual transmission instead of the Twin-Stick and will not have tinted glass or rear window defroster. In addition, the Champ Custom models shipped during that period will have a 1.4-litre engine instead of the 1.6-litre engine. A credit code will be given to buyers of these cars for those items. The dollar amount for the credit will be reflected in the Monroney window sticker. Consult your dealer for complete details.