

BMW 3 Series
Touring

www.bmw.com



Sheer
Driving Pleasure



THE NEW BMW 3 SERIES TOURING.

THERE IS PLENTY TO DISCOVER.

BMW EfficientDynamics
Less emissions. More driving pleasure.

International version. Please contact your local dealer for country specific information.



Information Provided by:

DEALER

A MODERN LIFESTYLE.

Into the city in the morning, to the gym in the evening, out into the countryside on the weekend. The new BMW 3 Series Touring enables you to enjoy your lifestyle to the full. Its dynamic design, incomparable handling, superb functionality and innovative BMW EfficientDynamics and BMW ConnectedDrive technologies set standards in its class. And invite you to rediscover the world.



Editorial

A JOURNEY OF DISCOVERY FOR ALL YOUR SENSES.

There are many things that add spice to life. The new and the unknown in particular captivate our imagination: places we visit for the first time – the exhilaration of razor-sharp cornering on a breathtaking road – and a vehicle whose sporting and elegant design takes all our senses on a fascinating journey of discovery.

The new BMW 3 Series Touring is your ideal partner here. Its versatility and advanced technology support your dynamic lifestyle. The latest-generation BMW TwinPower Turbo engines for example ensure outstanding performance combined with superb efficiency. And BMW ConnectedDrive innovations like the optional full-colour BMW Head-Up Display are unique in this vehicle category.

Using the new distinctive design schemes implemented in the BMW Lines you can adapt the exterior and interior of your new BMW 3 Series Touring to suit your personal preferences. And whether you choose the Modern Line, Sport Line or Luxury Line, there will always be a wealth of exclusive equipment details available that match each Line to perfection, enabling you to design the vehicle of your dreams. There is much to discover.

➔ www.bmw.com/3seriestouring

Equipment of model shown: BMW 330d Touring with Modern Line.

Engine:	BMW TwinPower Turbo six-cylinder in-line diesel engine	Exterior colour:	Mineral grey metallic
Max. output:	190kW (258hp)	Upholstery:	Dakota leather Oyster, Oyster dark accents
Wheels:	18" light alloy wheels, Turbine styling 415	Interior trim:	Finely Brushed Aluminium with Pearl Gloss Chrome accents

For information on fuel consumption and CO₂ emissions please see page 35.



PURE DYNAMISM.

A commitment to contemporary design. The elongated silhouette of the new BMW 3 Series Touring exudes sporting elegance, down to the last detail. Short overhangs, a long bonnet, pronounced swage lines along the sides and an elongated roof line lend this car its confident and dynamic appeal. In the interior, the free-standing Control Display, the well-organised instrument cluster and a clear driver focus maximise driving enjoyment.

Three optional equipment lines and the M Sport package are available to adapt the vehicle even more to your personal preferences. For example, the Modern Line shown here features Aluminium satinated trim elements on the exterior and optional 18" light alloy wheels with Turbine styling. The bright, warm interior colour radiates lightness. And the optional Brushed Aluminium interior trim features a fascinating modern look that harmonises with the rest of the interior. When will it captivate your imagination?



Illustration shows a preliminary version of the Navigation system Professional. Subject to change.




Fascinating athleticism.

The BMW Sport Line. This design scheme underscores the sporting appeal of the new BMW 3 Series Touring – on the exterior for example through high-gloss black trim elements and the optional bi-colour 18" Double-spoke light alloy wheels. In the interior, red contrasting seams, for example on the black Sport leather steering wheel, and Coral Red accent trim create a sporty ambience that further emphasises the car's distinctive appeal.

Luxury down to the smallest detail.

The BMW Luxury Line. The timeless elegance of this equipment line includes high-gloss chrome elements on the front, rear and side windows. The optional leather seats feature a fine grain and warm, elegant hues, combined with exclusive stitching. Stylish matching wood trims – optionally with inlay – complete the look. That's unique in this class, ensuring that you make an outstanding impression.



Information Provided by:
DEALER
E-PROCESS



INNOVATIONS TO CARRY YOU AND YOUR LUGGAGE AWAY.

Discover the world in relaxed style. The many functions in the new BMW 3 Series Touring make every journey a pleasure – even before you start the engine. Its clever functionality concept enables you to transport everything safely – from bulky sports equipment to small items of shopping. The new BMW 3 Series Touring is the first and only car in its segment to feature automatic opening and closing of the tailgate combined with a separately opening rear window. It makes even loading luggage a pleasure. The 40/20/40-split rear seat bench, the fold-down rear armrest with its two integrated cup holders and many other handy details like the two additional cup holders ergonomically placed in front of the selector lever are also included as standard. And larger drinks containers up to a capacity of 1 litre can be stored in the front door pockets.



More space: thanks to its ample width, the **luggage compartment** of the new BMW 3 Series Touring has a capacity of up to 495 litres. Folding down the centre part of the rear seat bench allows you to transport bulky items while still having room for two people in the rear. With the rear seatback folded down completely, luggage capacity is up to 1,500 litres.

A press of a button is enough to close the **tailgate** after loading or unloading (standard). The button is within easy reach, on the lower side of the interior trim.




Convenient: the separately opening **rear window**, included as standard, provides quick and easy access to the luggage compartment.

BMW ConnectedDrive

In touch with your world.

A new level of convenience, infotainment and safety. Wherever you're going – with the innovative BMW ConnectedDrive services* you are streets ahead of everyone else. The optional full-colour BMW Head-Up Display projects all relevant driver information directly into the driver's field of vision. Optional technologies such as Active Cruise Control with Stop&Go function provide added convenience. And you can stay in touch with your friends via Facebook and Twitter – thanks to the Apps option and the free BMW Connected app, which also includes web radio and a text-to-speech function for calendar entries, for example.



Faster orientation: the new generation of the optional **Professional navigation system** guides you safely to your destination, using high-resolution 3D maps and Real Time Traffic Information (RTTI) from BMW Assist.



Office included: simply dictate your SMS and e-mails on the road. The optional **dictation function** for selected smartphones automatically converts this into a text document that you can then send out.

Comfortable loading: with the optional **Comfort Access** system, a sensor detects a quick deliberate foot movement under the rear bumper and triggers the automatic tailgate opening mechanism.



* May not be available in all countries. Please consult your BMW partner.



Information Provided by:
DEALER
E-PROCESS



ITS VERVE IS WHAT YOU EXPECTED. ITS EFFICIENCY WILL AMAZE YOU.

Sporty cornering, comfortable cruising – and all with exemplary efficiency. The new BMW 3 Series Touring adapts to every driving situation, extracting maximum driving pleasure out of every drop of fuel. Depending on the model, its powerful BMW TwinPower Turbo engine delivers between 116hp (85kW)¹ and 258hp (190kW)¹, with a maximum torque of 560Nm. The optional eight-speed automatic transmission with Auto Start/Stop function makes perfect use of every part of the rev range, changing gears smoothly. A press of a button is enough to drive even more efficiently, using Driving Experience Control, included as standard. The ECO PRO mode for example, in conjunction with other standard BMW EfficientDynamics technologies and a vehicle set-up designed to minimise fuel consumption, ensures supreme efficiency combined with impressive refinement.

¹ Fuel consumption and CO₂ emissions are dependent on the selected wheel and tyre size. For further information please see page 35.



Driving Experience Control, included as standard, allows you to adapt the vehicle set-up to your preferred driving style. Sport mode for example enables a dynamic driving style, while ECO PRO mode is designed for maximum efficiency.

I HAD A GUARDIAN ANGEL

Andreas Thuß had a serious accident in his BMW 3 Series. Advanced eCall, the automatic emergency call by BMW ConnectedDrive*, provided assistance – even before the emergency services arrived.

Mr. Thuß, can you remember how the accident happened?

Yes, very much so. I was on a business trip with my BMW 318i when another car coming from the left failed to yield right of way. It crashed into my car's front end – at 50km/h, without braking.

Most accident victims have difficulty acting rationally in a situation like this one. How did you experience the minutes immediately after the crash?

I was really in a state of shock. I just sat behind the wheel, having lost my orientation somewhat, but I didn't feel any pain. Then I heard the voice of a member of the BMW Assist team over the hands-free system. He contacted me literally seconds after the crash.

What did he ask you?

He took me through what had happened, point by point, and what the consequences were. Luckily neither I nor the other driver were seriously injured. I only had some minor bruises on one shoulder and hand. What mattered most to me was that the calm and structured conversation with the BMW employee helped me regain my bearings relatively quickly.

What happened next?

There was no damage to the cabin, and the door opened without problems. I got out of my car with my legs slightly shaking – and at that moment, I already heard the ambulance siren. The automatic emergency call service had also transmitted the exact location of the accident. The paramedics even knew that I was travelling alone. After the accident, the vehicles had come to a halt in the middle of an intersection. But you can imagine what it would be like if you had an accident in the middle of the night and ended up in a roadside ditch. There might be a crucial delay until someone comes to assist you.

How did the emergency services come to have all of this information?

The navigation system knows your current position and transmits it when it alerts them. The emergency call is sent as soon as the sensors register a serious accident. The seat occupation detector of the seatbelt system records the number of passengers.

What surprised you most?

What I find impressive is how the automatic emergency call reduces the time it takes for a doctor to arrive on the scene, and that it was triggered without my doing anything.

The automatic BMW Assist emergency call is activated as soon as the sensors register a serious accident. Drivers can also activate the emergency call function manually, by pressing a button in the vehicle's headliner. This enables them to call for help for other drivers for example.



IN ADDITION TO MANY OTHER DETAILS, THE EMERGENCY CALL TRANSMITS THE LOCATION AND SEVERITY OF THE ACCIDENT AS WELL AS THE NUMBER OF OCCUPANTS.



* May not be available in all countries. Please consult your BMW partner.

Information Provided by:



NEW ENGINES, NEW DYNAMISM, NEW EQUIPMENT. THE NEW BMW 3 SERIES TOURING.

BMW EfficientDynamics
Less emissions. More driving pleasure.



Adaptive suspension. This optional adaptive suspension epitomises excellent ride comfort, enhanced agility, and precise driving characteristics. A noticeably stiffer suspension setting is available by selecting SPORT or SPORT+ using Driving Experience Control. The adaptive suspension of the new BMW 3 Series Touring is lowered by 10 millimetres. Ride comfort remains unaffected by this.

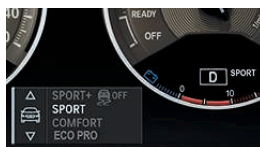
Variable sport steering. This optional system works independently of road speed, varying the steering ratio in line with the steering angle. It includes the Servotronic function and reduces the steering wheel movement required to achieve a particular tight steering angle. This enhances comfort when parking and manoeuvring, as well as sporting agility in tight corners and hairpin bends. For small steering angles, the steering enhances precision and directional stability.

Active Protection. In the new BMW 3 Series Touring, all safety components are designed to complement each other perfectly. This includes six airbags provided as standard, for outstanding occupant protection. The optional Active Protection function tensions the front seat belts in critical situations and automatically closes open windows or the optional Panorama glass roof. In addition, the vehicle is braked to a standstill after an accident, thus mitigating or preventing follow-on collisions.



Full-colour BMW Head-Up Display. Always have your eyes on the road: with this optional feature, key information is projected directly into the driver's field of vision, using a multi-colour TFT display. Information displayed includes such things as current road speed, speed limits, whether overtaking is allowed, navigation instructions and radio stations for example. More colours now make it even easier to read different types of driver information. The BMW Head-Up Display ensures that your eyes are always on the road ahead, making driving safer and more relaxed.

Eight-speed sport automatic transmission with Auto Start/Stop function. This optional eight-speed transmission allows the driver to change gears using the selector lever or paddles on the Sport leather steering wheel. In Sport mode, gearshifts become even more dynamic, with even quicker engine speed adjustments and shorter shift times. As in the eight-speed automatic transmission¹ with Auto Start/Stop function, also available as an option, the close spacing of gear ratios optimises acceleration, while enhancing both efficiency and shift comfort.



BMW 328i. This BMW TwinPower Turbo four-cylinder petrol engine delivers its maximum torque of 350Nm at just 1,250rpm. Thanks to BMW TwinPower Turbo technology combining a TwinScroll turbocharger with Valvetronic, Double-VANOS and High Precision Injection, this 180kW (245hp)² powerplant accelerates the BMW from 0 to 100km/h in just 6.0 seconds. Top speed is 250km/h (electronically limited), while average fuel consumption is 6.8 litres per 100km (6.5 litres per 100km with automatic transmission).

BMW 320i.³ This 2.0-litre BMW TwinPower Turbo four-cylinder petrol engine combines a TwinScroll turbocharger with Valvetronic, Double-VANOS and High Precision Injection. This makes for powerful engine response combined with outstanding efficiency. The engine delivers an output of 135kW (184hp)² and a maximum torque of 270Nm, enabling the BMW to accelerate from 0 to 100km/h in 7.5 seconds, with a top speed of 233km/h. Its average fuel consumption: 6.4–6.7 litres per 100km (6.2–6.3 litres per 100km with automatic transmission).

BMW 330d. This new model combines maximum power output and optimal fuel efficiency. It is powered by a BMW TwinPower Turbo six-cylinder in-line diesel engine with CommonRail direct injection and a turbocharger with variable turbine geometry. Even at 1,500rpm, this 190kW (258hp)² engine generates an impressive 560Nm of torque. Acceleration from 0 to 100km/h takes 5.6 seconds. Top speed is 250km/h (electronically limited). Average fuel consumption is just 5.1 litres per 100km.

BMW 320d. This 2.0-litre BMW TwinPower Turbo four-cylinder diesel engine produces an impressive 135kW (184hp)² of power. Combining CommonRail direct injection and a turbocharger with variable turbine geometry, it generates 380Nm of torque, available from 1,750 to 2,750rpm. Acceleration from 0 to 100km/h takes 7.7 seconds, and top speed is 230km/h. Average fuel consumption is a very efficient 4.7–4.8 litres per 100km (4.6–4.7 litres per 100km with automatic transmission).

BMW 318d.³ This 2.0-litre BMW TwinPower Turbo four-cylinder diesel engine produces 105kW (143hp)² of power and a maximum torque of 320Nm. Its elastic power delivery is based on CommonRail direct injection and a turbocharger with variable turbine geometry. This enables acceleration from 0 to 100km/h in 9.2 seconds and a top speed of 210km/h. The average fuel consumption of this efficient engine is just 4.5–4.7 litres per 100km.

BMW 316d.³ The BMW TwinPower Turbo four-cylinder diesel engine in the 316d offers a power output of 85kW (116hp)², accelerating the BMW from 0 to 100km/h in 11.5 seconds, and up to a top speed of 199km/h. The 260Nm maximum torque is available from 1,750 to 2,500rpm, thanks to CommonRail direct injection and a turbocharger with variable turbine geometry. Average fuel consumption of this engine is just 4.5–4.7 litres per 100km.

¹ Standard on BMW 330d.

² Fuel consumption and CO₂ emissions are dependent on the selected wheel and tyre size. For further information see page 35 or contact your BMW partner.

³ Due to become available from 11/2012. The figures quoted are preliminary values that still await official confirmation, calculated on the basis of the ECE driving cycle.

THE NEW BMW 3 SERIES TOURING.



The cockpit with its centre console inclined towards the driver communicates typical BMW driver orientation. The standard leather steering wheel (shown here with optional multifunction buttons, standard for 318d¹, 320i¹ and above) provides excellent grip. The optional automatic air conditioning with 2-zone control, along with the superb workmanship, maximises the feel-good factor in the interior.



Depending on the engine selected, the new BMW 3 Series Touring comes with 16" steel wheels with full wheel covers (316d¹, 318d¹), 16" light alloy wheels (320i¹, 320d) or 17" light alloy wheels (328i, 330d). (Illustration shows the optional 17" light alloy wheel Star-spoke style 393.)



The interior shown here features the standard Move upholstery in Anthracite and Satin Silver matt interior trim. Numerous handy storage compartments, two cup holders in the centre console, and door compartments with enough room to hold 1-litre bottles are also included as standard in the new BMW 3 Series Touring.



The new BMW 320d Touring in the optional Glacier Silver metallic exterior colour.

¹ Due to become available from 11/2012.

THE NEW BMW 3 SERIES TOURING WITH MODERN LINE.

Interior equipment features:

- Door sill finishers in aluminium, at the front with "BMW Modern" lettering
- Seats with Breeze cloth/leather upholstery in Oyster or Anthracite or
- in Dakota leather in Oyster or Black with Oyster dark accents
- In combination with seats in Oyster: instrument panel top, steering wheel and instrument cluster incl. Chrono scales in Oyster dark
- In combination with seats in Anthracite or Black: instrument panel top and steering wheel in Black
- Pearl dark interior trim with accent trim in Pearl Gloss Chrome
- Fineline Pure textured wood trim with accent trim in Pearl Gloss Chrome
- Fineline Anthracite wood trim with accent trim in Pearl Gloss Chrome
- Finely Brushed Aluminium interior trim with accent trim in Pearl Gloss Chrome
- Interior illumination with variable colour effects in Orange-Red or White – selected via the iDrive Controller (with additional light source on the B-pillar)
- Chrome trim for automatic air conditioning and radio controls
- Car key in Oyster dark with chrome trim

Exterior equipment features:

- 17" light alloy wheels, V-spoke 413, or
- 18" light alloy wheels, Turbine styling 415 (standard on 328i and 330d)
- Front and rear bumpers with specific features in Aluminium satinated
- BMW kidney grille with eleven slats in Aluminium satinated
- B-pillar and window uprights in Black, high-gloss
- "Modern" lettering along the side
- Tailpipe in Aluminium satinated



■ The Sport leather steering wheel provides excellent grip. In conjunction with Black or Anthracite upholstery, the Sport leather steering wheel and the upper portion of the instrument panel come in Black. The porous Fineline Pure wood trim is exclusive to the Modern Line.



■ The Breeze cloth/leather upholstery in Anthracite (shown here with optional sport seats) goes well with the dark interior.



■ 17" light alloy wheels V-spoke styling 413 with runflat tyres, 7.5 J x 17, 225/50 R 17 tyres.



□ 18" light alloy wheels Turbine styling 415 with runflat tyres, 8 J x 18, 225/45 R 18 tyres.



■ Door sill finishers in aluminium with "BMW Modern" lettering.



■ Car key in Oyster dark with Pearl Gloss Chrome trim.



The new BMW 330d Touring with Modern Line and the optional Sparkling Bronze metallic paint finish.

THE NEW BMW 3 SERIES TOURING WITH SPORT LINE.

Interior equipment features:

- Door sill finishers in aluminium, at the front with "BMW Sport" lettering
- Sport seats for driver and front passenger
- in Track cloth Anthracite, with Red or Grey accents, or
- in Dakota leather Black, with Red accents, in Dakota leather Everest Grey, with Black accents, or in Dakota leather Coral Red, with Black accents
- Sport leather steering wheel with red contrast stitching
- Black, high-gloss interior trim with accent trim in Coral Red, matt, or
- Finely Brushed Aluminium interior trim with accent trim in Coral Red, matt, or Black, high-gloss
- Interior illumination with variable colour effects in Orange-Red or White – selected via the iDrive Controller
- Speedometer and rev counter with red Chrono scales and red contrasting ring
- Chrome trim for automatic air conditioning and radio controls
- Driving Experience Control, with additional Sport+ mode
- Car key with Red trim

Exterior equipment features:

- 17" light alloy wheels Double-spoke 392, or
- 18" light alloy wheels Double-spoke 397 in bi-colour Ferric Grey, highly polished (standard on 328i and 330d)
- Front and rear bumpers with specific features in Black, high-gloss
- BMW kidney grille with eight slats in high-gloss Black
- Exterior mirror caps in vehicle colour or optionally in high-gloss Black
- B-pillar and window uprights in Black, high-gloss
- "Sport" lettering along the side
- Tailpipe trim in Black, chrome-plated



■ The Sport leather steering wheel with red decorative stitching as well as the speedometer and rev counter with Chrono scales and red contrasting ring are exclusively available with the Sport Line.



■ The sport seats for driver and front passenger provide exceptional support and appear even sportier thanks to the Track cloth upholstery in Anthracite with its contrasting Grey (optionally Red) seams and accents.



■ 17" light alloy wheels Double-spoke 392 with runflat tyres, 7.5 J x 17, 225/50 R 17 tyres.



□ 18" light alloy wheels Double-spoke 397 in bi-colour Ferric Grey, highly polished, with runflat tyres, 8 J x 18, 225/45 R 18 tyres.



■ Door sill finishers in aluminium with "BMW Sport" lettering.



■ Car key with Red trim.



The new BMW 328i Touring with Sport Line and the optional Mineral White metallic paint finish.

THE NEW BMW 3 SERIES TOURING WITH LUXURY LINE.

Interior equipment features:

- Door sill finishers in aluminium, at the front with "BMW Luxury" lettering
- Seats in Move cloth Amber or
- in Dakota leather Saddle Brown with Exclusive stitching (lower half of instrument panel also in Saddle Brown), Veneto Beige with Exclusive stitching or Black with Exclusive stitching
- Sport leather steering wheel
- Finition Anthracite wood trim with accent trim in Pearl Gloss Chrome, or
- Burl Walnut wood trim with inlay and accent trim in Pearl Gloss Chrome
- Interior illumination with variable colour effects in Orange-Red or White – selected via the iDrive Controller (with additional light source on the B-pillar)
- Chrome trim for automatic air conditioning and radio controls and additional exclusive chrome trim for the centre console
- Car key with Pearl Gloss Chrome trim

Exterior equipment features:

- 17" light alloy wheels Multi-spoke 414, or
- 18" light alloy wheels Multi-spoke 416 (standard on 328i and 330d)
- Front and rear bumpers with specific features in high-gloss chrome
- BMW kidney grille with eleven slats in high-gloss chrome
- Side window frames and window recess finishers in high-gloss chrome
- B-pillar and window uprights in Black, high-gloss
- "Luxury" lettering along the side
- Tailpipe trim in high-gloss chrome



■ The Sport leather steering wheel provides excellent grip. The controls for the radio and the automatic air conditioning with 2-zone control (optional) feature chrome surrounds, and the Finition Anthracite wood trim adds further luxurious accents.



□ The seats covered in optional Dakota leather in Veneto Beige with Exclusive stitching create a premium ambience.



■ 17" light alloy wheels Multi-spoke 414 with runflat tyres, 7.5 J x 17, 225/50 R 17 tyres.



□ 18" light alloy wheels Multi-spoke 416 with runflat tyres, 8 J x 18, 225/45 R 18 tyres.



■ Door sill finishers in aluminium with "BMW Luxury" lettering.



■ Car key with Pearl Gloss Chrome trim.



The new BMW 328i Touring with Luxury Line and the optional Black Sapphire metallic paint finish.

THE NEW BMW 3 SERIES TOURING WITH M SPORT PACKAGE.

Interior equipment features:

- Door sill finishers in aluminium, at the front with "M" lettering
- M leather steering wheel with multifunction buttons
- Sport seats for driver and front passenger in exclusive M-style Hexagon cloth/Alcantara combination, or
 - in Dakota leather Black, Veneto Beige, or Coral Red with Black accents
- Aluminium Hexagon interior trim with accent trim in Estoril Blue, matt, or Black, high-gloss
- Finely Brushed Aluminium interior trim with accent trim in Black, high-gloss
- Burl Walnut wood trim with accent trim in Pearl Gloss Chrome
- Speedometer and rev counter with red Chrono scales and red contrasting ring
- Driving Experience Control with additional Sport+ mode
- BMW Individual headliner in Anthracite
- Car key with blue trim
- M footrest
- Shortened gearshift lever (only in conjunction with six-speed manual transmission) with M logo



■ M leather steering wheel with multifunction buttons and gearshift paddles (shown here in conjunction with optional eight-speed sport automatic transmission). The speedometer and rev counter come with Chrono scales and a red contrasting ring.



■ Sport seats in the Hexagon cloth/Alcantara combination with M piping and contrast stitching in Royal Blue. Shown here with the optional eight-speed sport automatic transmission.



■ 18" M light alloy wheels Double-spoke 400 M with mixed runflat tyres, 8 J x 18, 225/45 R 18 tyres at the front, 8.5 J x 18, 255/40 R 18 tyres at the rear.



□ 19" M light alloy wheels Double-spoke 403 M in bi-colour Ferric Grey, with mixed runflat tyres, 8 J x 19, 225/40 R 19 tyres at the front, 8.5 J x 19, 255/35 R 19 tyres at the rear.



■ Sporting appeal: door sill finishers in aluminium with "M" lettering.



■ Car key with Blue trim.

Exterior equipment features:

- 18" M light alloy wheels Double-spoke 400 M with mixed tyres, or
- 19" M light alloy wheels Double-spoke 403 M in bi-colour Ferric Grey, highly polished, with mixed tyres
- M Aerodynamics package (front apron with larger air inlets, side sills with additional crease, rear apron with diffuser insert in Dark Shadow metallic)
- BMW Individual high-gloss Shadow Line
- BMW kidney grille with eight slats in high-gloss Black
- M Sport suspension
- M Sport brake, fixed-caliper brake, front/rear in dark blue, larger brake disc and coloured M logo
- Exclusive paint finish in Estoril Blue metallic



powered by



The new BMW 3 Series Touring with M Sport package and the optional exclusive Estoril Blue metallic paint finish.

Wheels.



□ 19" light alloy wheels Double-spoke 401 with mixed tyres, 8 J x 19, 225/40 R 19 tyres at the front, 8.5 J x 19, 255/35 R 19 tyres at the rear.



□ 18" light alloy wheels V-spoke 398 with mixed tyres, 8 J x 18, 225/45 R 18 tyres at the front, 8.5 J x 18, 255/40 R 18 tyres at the rear.



□ 18" light alloy wheels Star-spoke style 396, 8 J x 18, 225/45 R 18 tyres.



□ 17" light alloy wheels V-spoke 395 with mixed tyres, 7.5 J x 17, 225/50 R 17 tyres at the front, 8.5 J x 17, 255/45 R 17 tyres at the rear.



□ 17" light alloy wheels Star-spoke style 394, 7.5 J x 17, 225/50 R 17 tyres (standard on 328i and 330d).



□ 17" light alloy wheels Star-spoke style 393, 7.5 J x 17, 225/50 R 17 tyres.



□ 16" light alloy wheels Star-spoke style 391, 7.5 J x 16, 225/55 R 16 tyres.




□ 16" light alloy wheels V-spoke 390, 7 J x 16, 205/60 R 16 tyres (standard on 320i¹ and 320d).



■ 16" steel wheels with full wheel covers, 7 J x 16, 205/60 R 16 tyres (standard on 316d¹ and 318d).



Exterior colours.



■ **Non-metallic** 300 Alpine White



□ **Metallic** A75 Melbourne Red



□ **Metallic** B45 Estoril Blue²



■ **Non-metallic** 668 Black



□ **Metallic** A17 Havana



□ **Metallic** A96 Mineral White



□ **Metallic** A83 Glacier Silver



□ **Metallic** 475 Black Sapphire



□ **Metallic** B39 Mineral Grey



□ **Metallic** A92 Orion Silver¹



□ **Metallic** A89 Imperial Blue Brilliant Effect



□ **Metallic** B06 Sparkling Bronze




□ **Metallic** B40 Liquid Blue

Upholstery colours.



■ **Move cloth** BDAT Anthracite



□ **Dakota leather** LCSW Black



□ **Dakota leather** LCDF Veneto Beige

Interior trims.



■ **4CG Satin Silver, matt**



□ **4AB/4DM Burl Walnut wood trim with accent trim in Pearl Gloss Chrome**



□ **4AD/4DL Finely Brushed Aluminium with accent trim in Black, high gloss**

Interior colours.



Black



Oyster³



Veneto Beige

¹ Due to become available from 11/2012.

² Only available in conjunction with M Sport package.

³ Only available in conjunction with Modern Line.



Information Provided by:
DEALER
- PROCESS -

**Upholstery colours.
Modern Line.**




■ **Breeze cloth/leather combination** CBDH Oyster¹



■ **Breeze cloth/leather combination** CBAT Anthracite²



□ **Dakota leather** LCL9 Oyster with Oyster dark accents¹



□ **Dakota leather** LCL8 Black with Oyster dark accents²

**Interior trims.
Modern Line.**




■ 4DZ/4DM Pearl dark with accent trim in Pearl Gloss Chrome



□ 4AD/4DM Finely Brushed Aluminium with accent trim in Pearl Gloss Chrome



□ 4DD/4DM Finline Pure textured wood trim with accent trim in Pearl Gloss Chrome



□ 4CE/4DM Finline Anthracite wood trim with accent trim in Pearl Gloss Chrome


**Upholstery colours.
Sport Line.**



■ **Track cloth** BEL2 Anthracite with Red accents



■ **Track cloth** BEL1 Anthracite with Grey accents



□ **Dakota leather** LCL3 Black with Red accents



□ **Dakota leather** LCL4 Everest Grey with Black accents



□ **Dakota leather** LCL5 Coral Red with Black accents

**Interior trims.
Sport Line.**



■ 4AT/4DN Black, high-gloss, with accent trim in Coral Red, matt



□ 4AD/4DN Finely Brushed Aluminium with accent trim in Coral Red, matt



□ 4AD/4DL Finely Brushed Aluminium with accent trim in Black, high gloss

¹ Instrument panel top, steering wheel and instrument cluster in Oyster dark.

² Instrument panel top, steering wheel and instrument cluster in Black.

³ Underside of instrument panel in Saddle Brown.



Upholstery colours. Luxury Line.




■ **Move cloth** BDLI Amber



□ **Dakota leather** LCLX
Saddle Brown with Exclusive
stitching³



□ **Dakota leather** LCLY
Veneto Beige with Exclusive
stitching




□ **Dakota leather** LCLZ
Black with Exclusive stitching

Interior trims. Luxury Line.



■ **4CE/4DM Fineline** Anthracite
wood trim with accent trim in
Pearl Gloss Chrome



□ **4B8/4DM Burled** Walnut wood
trim with inlay and accent trim
in Pearl Gloss Chrome

Upholstery colours. M Sport package.



■ **Hexagon cloth/Alcantara
combination** HAAT Anthracite
with M piping and contrast
stitching in Royal Blue



□ **Dakota leather** LCSW Black



□ **Dakota leather** LCDF
Veneto Beige




□ **Dakota leather** LCL5 Coral
Red with Black accents

Interior trims. M Sport package.



■ **4MR/4DX Aluminium** Hexagon
with accent trim in Estoril Blue,
matt



■ **4MR/4DL Aluminium** Hexagon
with accent trim in Black, high
gloss



□ **4AD/4DL Finely Brushed**
Aluminium with accent trim in
Black, high gloss



□ **4AB/4DM Burled** Walnut wood
trim with accent trim in Pearl
Gloss Chrome

Please note that even normal long or short-term use can lead to unrecoverable upholstery damage. This can be caused in particular by non-colourfast clothing.

These pages show the colours and materials available for the new BMW 3 Series Touring. Use them to identify your favourite colours, or compare various combinations. These colour samples are meant to give you a first impression of paints and materials. Experience has shown, however, that printed versions of paint and upholstery colours cannot always faithfully reproduce the colour appearance of the originals. We recommend therefore that you consult your BMW dealer who will be happy to show you original samples and assist with special requests.



Information Provided by:
DEALER
E-PROCESS

320i¹
328i
316d¹
318d¹
320d
330d

Safety

Airbags:

- Driver and front passenger airbags
- Curtain head airbags front and rear, with splinter protection
- Side airbags for driver and front passenger, integrated in seat backrest

Central locking with electronic immobiliser and crash sensor; fuel tank filler flap integrated in central locking

Centre lock switch

Disc brakes at the front and rear, inner-vented

Dynamic Braking Lights, flashing

Dynamic Stability Control (DSC) incl. traction mode (DTC), anti-lock braking system (ABS), Cornering Brake Control (CBC), Hill-start Assistant, Brake Stand-by, Brake Drying, and Fading Compensation

ISOFIX child seat fastening system, for the two outer rear seats

Headrests, for all seats

Seatbelts:

- Inertia-reel seatbelts at the front, with belt latch tensioner and belt force limiter
- Ergonomic belt system at the rear, with three-point seatbelts for all seats

Safety bodyshell:

- Integrated side impact protection in the doors
- Bumper system with deformation elements at the front and rear, designed to be reversible after impacts at speeds up to 15 km/h

Exterior design

BMW Individual high-gloss Shadow Line

Exterior equipment in Aluminium, satinated, not available for Luxury Line

Exterior equipment in body colour (roof trim strips, mirror caps, and door handles)

Exhaust tailpipe, single, on the left, with chrome finish

Exhaust tailpipe, dual, on the left, with chrome finish

Metallic paint

Roof railing, Aluminium satinated

Roof railing, black

Trailer tow hitch, with electrically pivotable ball head

BMW Lines and M Sport package*

Luxury Line includes, among others, 17" or 18" light alloy wheels, exclusive design features in Chrome at the front and rear, BMW kidney grille with 11 slats in high-gloss Chrome, side window frames and tailpipe trim in Chrome, entry sills with Lines wordmark, Sport leather steering wheel, seats covered in Move cloth, FineLine Anthracite interior trim with accent trim in Pearl Gloss Chrome, interior illumination with adjustable colour and additional light sources on the B-pillars, exclusive Chrome trim in the area of the centre console, on the automatic air conditioning and in-car radio controls, as well as car key with trim in Pearl Gloss Chrome.



Information Partner
DEALER
EXPERIENCE

320i¹
328i
316d¹
318d¹
320d
330d

BMW Lines und M Sportpaket

Modern Line includes, among others, 17" or 18" light alloy wheels, exclusive design features in satinated Aluminium at the front and rear, BMW kidney grille with 11 slats in satinated Aluminium, tailpipe trim in satinated Aluminium, entry sills with Lines wordmark, seats covered in the Breeze cloth/leather combination (in combination with seats in Oyster colour: instrument panel top, Sport leather steering wheel and instrument cluster incl. Chrono scales in dark Oyster), Pearl dark interior trim with accent trim in Pearl Gloss Chrome, interior illumination with adjustable colour and additional light sources on the B-pillars, chrome trim around the controls for the automatic air conditioning and in-car radio, car key in dark Oyster with Pearl Gloss Chrome trim

Sport Line includes, among others, 17" or 18" light alloy wheels, exclusive design features in high-gloss Black at the front and rear, BMW kidney grille with 8 slats in high-gloss Black, exterior mirror caps in optional high-gloss Black, entry sills with Lines wordmark, tailpipe trim in Black, Chrome, Sport leather steering wheel with contrasting red stitching, sport seats for driver and front passenger covered in Track cloth, high-gloss Black interior trim with accent trim in matt Coral Red, speedometer and rev counter with red Chrono scales, interior illumination with adjustable colour, chrome trim around the controls for the automatic air conditioning and in-car radio, car key with Red trim

M Sport package includes, among others, 18" or 19" light alloy wheels, M Aerodynamics package, BMW kidney grille with 8 slats in high-gloss Black, BMW Individual high-gloss Shadow Line, entry sills with M wordmark, tailpipe trim in Chrome, M leather steering wheel with multifunction buttons, sport seats for driver and front passenger in M-style Hexagon cloth/Alcantara combination, Aluminium Hexagon interior trim including accent trim in matt Estoril Blue or high-gloss Black, speedometer and rev counter with red Chrono scales, interior illumination with adjustable colour, chrome trim around the controls for the automatic air conditioning and in-car radio, car key with Blue trim

Equipment packages*

Comfort package includes automatic air conditioning with two-zone control, lights package, storage compartment package, and folding headrests for the rear passengers

Driving comfort package includes cruise control with braking function, Servotronic, hands-free system with USB interface, adjustable armrest at the front

Park assistant package includes rear-view camera, PDC at the front and rear, Park Assistant

Visibility package includes interior mirror with automatic anti-glare function, headlight washing system, rain sensor, xenon headlights with LED daytime running lights, Adaptive Headlights, high-beam assistant to prevent dazzling oncoming drivers

Winter comfort package includes seat heating for the front and rear seats and steering wheel heating

320i¹
328i
316d²
318d³
320d
330d**Wheels and tyres²**

-16" steel wheels with full wheel covers, 7 J x 16, 205/60 R 16 tyres	--	--	■	■	--
-16" light alloy wheels V-spoke 390, 7 J x 16, 205/60 R 16 tyres	■	--	□	□	■
-16" light alloy wheels Star-spoke 391, 7.5 J x 16, 225/55 R 16 tyres	□	--	□	□	--
-17" light alloy wheels Star-spoke 394, 7.5 J x 17, 225/50 R 17 tyres ³	□	■	■	■	■
-17" light alloy wheels Star-spoke 393, 7.5 J x 17, 225/50 R 17 tyres ³	□	□	□	□	□
-17" light alloy wheels V-spoke 395 with mixed tyres, 7.5 J x 17, 225/50 R 17 tyres at the front, 8.5 J x 17, 255/45 R 17 tyres at the rear ³	□	□	□	□	□
-17" light alloy wheels Double-spoke 392, 7.5 J x 17, 225/50 R 17 tyres, ³ only in conjunction with Sport Line	■	--	■	■	--
-18" light alloy wheels Double-spoke 397, 8 J x 18, 225/45 R 18 tyres, ³ only in conjunction with Sport Line	□	■	□	□	■
-17" light alloy wheels V-spoke 413, 7.5 J x 17, 225/50 R 17 tyres, ³ only in conjunction with Modern Line	■	--	■	■	--
-18" light alloy wheels Turbine styling 415, 8 J x 18, 225/45 R 18 tyres, ³ only in conjunction with Modern Line	□	■	□	□	■
-17" light alloy wheels Multi-spoke 414, 7.5 J x 17, 225/50 R 17 tyres, ³ only in conjunction with Luxury Line	■	--	■	■	--
-18" light alloy wheels Multi-spoke 416, 8 J x 18, 225/45 R 18 tyres, ³ only in conjunction with Luxury Line	□	■	□	□	■
-18" light alloy wheels Star-spoke 396, 8 J x 18, 225/45 R 18 tyres ³	□	□	□	□	□
-18" light alloy wheels V-spoke 398 with mixed tyres, 8 J x 18, 225/45 R 18 tyres at the front, 8.5 J x 18, 225/40 R 18 tyres at the rear ³	□	□	□	□	□
-19" light alloy wheels Double-spoke 401 with mixed tyres, 8 J x 19, 225/40 R 19 tyres at the front, 8.5 J x 19, 255/35 R 19 tyres at the rear ³	□	□	□	□	□
Runflat tyres	□	■	□	□	■
Wheels with BMW Mobility Set⁴	■	--	■	■	--

Interior design

BMW Individual headliner Anthracite	□	□	□	□	□
Instrument cluster with circular displays	■	■	■	■	■
Instrument cluster with extended functions, standard with navigation system Professional	□	□	□	□	□

Transmission and technology

Adaptive suspension, lowered by 10mm	□	□	□	□	□
Auto Start/Stop function, in conjunction with manual and automatic transmissions	■	■	■	■	■
BMW TwinPower Turbo four-cylinder petrol engine	■	■	--	--	--
BMW TwinPower Turbo four-cylinder diesel engine	--	--	■	■	--
BMW TwinPower Turbo six-cylinder in-line diesel engine	--	--	--	--	■
Brake Energy Regeneration	■	■	■	■	■
Diesel particle filter	--	--	■	■	■
Driving Experience Control, incl. ECO PRO mode, Comfort mode, Sport mode, and – depending on the equipment installed – Sport+ mode	■	■	■	■	■
Eight-speed automatic transmission	□	□	□	□	□

320i¹
328i
316d²
318d³
320d
330d**Transmission and technology**

Eight-speed sport automatic transmission with shift paddles on the Sport leather steering wheel, electronic Sport selector lever and Quick Shift	□	□	--	--	□	□
Electronic locking differential, active in DSC-Off mode	■	■	■	■	■	■
Emissions standard: EU5	■	■	■	■	■	■
Emissions standard: EU6 (in conjunction with BMW Diesel with BluePerformance)	--	--	--	--	--	□
M Sport suspension	□	□	□	□	□	□
Optimum Shift Indicator, only in conjunction with manual transmission	■	■	■	■	■	--
Power steering	■	--	■	■	■	--
Servotronic	□	□	□	□	□	--
Six-speed manual transmission	■	■	■	■	■	--
Variable sport steering, including Servotronic	□	□	□	□	□	□

Driver assistance

Active Protection (reversible active belt tensioners for the front seats, window closing function, Panorama glass roof, and automatic emergency stop after crash)	□	□	□	□	□	□
Active Cruise Control with Stop&Go function, incl. radar-based Approach Warning and light-braking function	□	□	□	□	□	□
BMW Head-Up Display, full-colour	□	□	□	□	□	□
Cruise control with braking function	□	□	□	□	□	□
High-Beam Assistant	□	□	□	□	□	□
Lane Change Warning	□	□	□	□	□	□
Lane Departure Warning, incl. camera-based Approach Warning	□	□	□	□	□	□
Park Assistant	□	□	□	□	□	□
Park Distance Control (PDC), rear	□	□	□	□	□	□
Park Distance Control (PDC), front and rear	□	□	□	□	□	□
Rear View camera (in conjunction with PDC)	□	□	□	□	□	□
Speed Limit Info, incl. no-overtaking indicator, detection of speed limits and no-overtaking zones (in conjunction with navigation system*)	□	□	□	□	□	□
Surround View, in conjunction with Rear View camera	□	□	□	□	□	□

Light and sight

Adaptive Headlights with variable light distribution incl. cornering lights and high-beam assistant to prevent dazzling oncoming drivers, only available in conjunction with Visibility package ²	□	□	□	□	□	□
Fog lights including heated exterior mirrors and heated screenwasher nozzles	■	■	■	■	■	■
Heat protection glazing	■	■	■	■	■	■
Interior and exterior mirrors with automatic anti-glare function; aspheric exterior mirror on the front passenger side, incl. exterior mirrors package content	□	□	□	□	□	□
Lights package incl. ambient light front and rear and in the door inserts, vicinity lighting, exit lights, LED vanity mirrors, LED reading lights, and LED luggage compartment light	□	□	□	□	□	□

¹ Due to become available from 11/2012.² Fuel consumption and CO₂ emissions are dependent on the selected wheel and tyre size.³ Runflat tyres.⁴ May not be available in all countries. Please consult your BMW partner.

	320i ¹	328i	316d ¹	318d ¹	320d	330d

Light and sight

Rain sensor , including automatic driving lights control	<input type="checkbox"/>	<input type="checkbox"/>	<input type="checkbox"/>	<input type="checkbox"/>	<input type="checkbox"/>	<input type="checkbox"/>
Roller sunblinds for rear side windows, mechanical	<input type="checkbox"/>	<input type="checkbox"/>	<input type="checkbox"/>	<input type="checkbox"/>	<input type="checkbox"/>	<input type="checkbox"/>
Sun protection glazing , including tinted rear window and rear side windows	<input type="checkbox"/>	<input type="checkbox"/>	<input type="checkbox"/>	<input type="checkbox"/>	<input type="checkbox"/>	<input type="checkbox"/>
Xenon headlights for low and high beam, including headlight washing system as well as four LED light rings (parking lights and daytime running lights) and automatic headlight range control	<input type="checkbox"/>	<input type="checkbox"/>	<input type="checkbox"/>	<input type="checkbox"/>	<input type="checkbox"/>	<input type="checkbox"/>

Interior

Automatic air conditioning with single-zone control , incl. microfilter	<input checked="" type="checkbox"/>	<input checked="" type="checkbox"/>	<input checked="" type="checkbox"/>	<input checked="" type="checkbox"/>	<input checked="" type="checkbox"/>	<input checked="" type="checkbox"/>
Automatic air conditioning with two-zone control, with extended functionality , incl. automatic air volume control, automatic temperature control, separate for driver and front passenger, automatic air recirculation, microfilter, fogging and solar sensors, Max Cool button and rear air vent	<input type="checkbox"/>	<input type="checkbox"/>	<input type="checkbox"/>	<input type="checkbox"/>	<input type="checkbox"/>	<input type="checkbox"/>
Seats/seat comfort:						
– Lumbar support for driver and front passenger seats, electric	<input type="checkbox"/>	<input type="checkbox"/>	<input type="checkbox"/>	<input type="checkbox"/>	<input type="checkbox"/>	<input type="checkbox"/>
– Seat adjustment, electric, with Memory function for driver's seat	<input type="checkbox"/>	<input type="checkbox"/>	<input type="checkbox"/>	<input type="checkbox"/>	<input type="checkbox"/>	<input type="checkbox"/>
– Seat heating for driver and front passenger	<input type="checkbox"/>	<input type="checkbox"/>	<input type="checkbox"/>	<input type="checkbox"/>	<input type="checkbox"/>	<input type="checkbox"/>
– Seat heating for rear seats	<input type="checkbox"/>	<input type="checkbox"/>	<input type="checkbox"/>	<input type="checkbox"/>	<input type="checkbox"/>	<input type="checkbox"/>
– Sport seats for driver and front passenger, with electric backrest width adjustment	<input type="checkbox"/>	<input type="checkbox"/>	<input type="checkbox"/>	<input type="checkbox"/>	<input type="checkbox"/>	<input type="checkbox"/>
– Standard seats, manual seat adjustment including seat height adjustment for driver and front passenger seats	<input checked="" type="checkbox"/>	<input checked="" type="checkbox"/>	<input checked="" type="checkbox"/>	<input checked="" type="checkbox"/>	<input checked="" type="checkbox"/>	<input checked="" type="checkbox"/>
– Through-loading system with 40/20/40-split rear backrest, rear centre armrest including cup holders	<input checked="" type="checkbox"/>	<input checked="" type="checkbox"/>	<input checked="" type="checkbox"/>	<input checked="" type="checkbox"/>	<input checked="" type="checkbox"/>	<input checked="" type="checkbox"/>
Steering wheels:						
– Leather steering wheel	<input checked="" type="checkbox"/>	<input checked="" type="checkbox"/>	<input checked="" type="checkbox"/>	<input checked="" type="checkbox"/>	<input checked="" type="checkbox"/>	<input checked="" type="checkbox"/>
– Multifunction buttons for leather steering wheel, incl. Speed Limit Info	<input checked="" type="checkbox"/>	<input checked="" type="checkbox"/>	<input checked="" type="checkbox"/>	<input checked="" type="checkbox"/>	<input checked="" type="checkbox"/>	<input checked="" type="checkbox"/>
– Sport leather steering wheel, included in Modern Line/Luxury Line/Sport Line (Sport Line with contrasting stitching in red)	<input type="checkbox"/>	<input type="checkbox"/>	<input type="checkbox"/>	<input type="checkbox"/>	<input type="checkbox"/>	<input type="checkbox"/>
– Steering wheel heating	<input type="checkbox"/>	<input type="checkbox"/>	<input type="checkbox"/>	<input type="checkbox"/>	<input type="checkbox"/>	<input type="checkbox"/>

Comfort and interior equipment

12V socket under front armrest and in luggage compartment	<input checked="" type="checkbox"/>	<input checked="" type="checkbox"/>	<input checked="" type="checkbox"/>	<input checked="" type="checkbox"/>	<input checked="" type="checkbox"/>	<input checked="" type="checkbox"/>
Alarm system with radio remote control	<input type="checkbox"/>	<input type="checkbox"/>	<input type="checkbox"/>	<input type="checkbox"/>	<input type="checkbox"/>	<input type="checkbox"/>
Armrest at the front , fixed	<input checked="" type="checkbox"/>	<input checked="" type="checkbox"/>	<input checked="" type="checkbox"/>	<input checked="" type="checkbox"/>	<input checked="" type="checkbox"/>	<input checked="" type="checkbox"/>
Armrest at the front , with individual adjustment	<input type="checkbox"/>	<input type="checkbox"/>	<input type="checkbox"/>	<input type="checkbox"/>	<input type="checkbox"/>	<input type="checkbox"/>
Automatic operation of tailgate , automatically opening and closing	<input checked="" type="checkbox"/>	<input checked="" type="checkbox"/>	<input checked="" type="checkbox"/>	<input checked="" type="checkbox"/>	<input checked="" type="checkbox"/>	<input checked="" type="checkbox"/>
Comfort Access system incl. vicinity lighting in the exterior door handles and contactless opening of the tailgate	<input type="checkbox"/>	<input type="checkbox"/>	<input type="checkbox"/>	<input type="checkbox"/>	<input type="checkbox"/>	<input type="checkbox"/>
Cup holders at the front (two), ergonomically positioned in front of the selector lever	<input checked="" type="checkbox"/>	<input checked="" type="checkbox"/>	<input checked="" type="checkbox"/>	<input checked="" type="checkbox"/>	<input checked="" type="checkbox"/>	<input checked="" type="checkbox"/>
Door compartments , front/rear, front ones take bottles up to 1 litre	<input checked="" type="checkbox"/>	<input checked="" type="checkbox"/>	<input checked="" type="checkbox"/>	<input checked="" type="checkbox"/>	<input checked="" type="checkbox"/>	<input checked="" type="checkbox"/>
Load area cover with comfort opening function , incl. separate divider net	<input checked="" type="checkbox"/>	<input checked="" type="checkbox"/>	<input checked="" type="checkbox"/>	<input checked="" type="checkbox"/>	<input checked="" type="checkbox"/>	<input checked="" type="checkbox"/>
Panorama glass sliding/vent roof , electric, with comfort opening via car key	<input type="checkbox"/>	<input type="checkbox"/>	<input type="checkbox"/>	<input type="checkbox"/>	<input type="checkbox"/>	<input type="checkbox"/>
Personal Profile , personalisation of important operating functions	<input checked="" type="checkbox"/>	<input checked="" type="checkbox"/>	<input checked="" type="checkbox"/>	<input checked="" type="checkbox"/>	<input checked="" type="checkbox"/>	<input checked="" type="checkbox"/>
Radio remote control for central locking	<input checked="" type="checkbox"/>	<input checked="" type="checkbox"/>	<input checked="" type="checkbox"/>	<input checked="" type="checkbox"/>	<input checked="" type="checkbox"/>	<input checked="" type="checkbox"/>

	320i ¹	328i	316d ¹	318d ¹	320d	330d

Comfort and interior equipment

Rear window with separate opening function	<input checked="" type="checkbox"/>	<input checked="" type="checkbox"/>	<input checked="" type="checkbox"/>	<input checked="" type="checkbox"/>	<input checked="" type="checkbox"/>	<input checked="" type="checkbox"/>
Start/Stop button for keyless starting of the engine	<input checked="" type="checkbox"/>	<input checked="" type="checkbox"/>	<input checked="" type="checkbox"/>	<input checked="" type="checkbox"/>	<input checked="" type="checkbox"/>	<input checked="" type="checkbox"/>
Storage compartment package including nets on the front seatbacks, 12V socket in the rear centre console, storage net on the left side of the luggage compartment, adaptive fastening system with aluminium rail and four fixing points (rail can be stowed away under the floor), reversible floor mat with protective coating, segmentable under-floor storage bin	<input type="checkbox"/>	<input type="checkbox"/>	<input type="checkbox"/>	<input type="checkbox"/>	<input type="checkbox"/>	<input type="checkbox"/>
Window lifts , electric, with pull-press switch, trap release, and open/close toll-booth function	<input checked="" type="checkbox"/>	<input checked="" type="checkbox"/>	<input checked="" type="checkbox"/>	<input checked="" type="checkbox"/>	<input checked="" type="checkbox"/>	<input checked="" type="checkbox"/>
Windscreens with grey shade band	<input type="checkbox"/>	<input type="checkbox"/>	<input type="checkbox"/>	<input type="checkbox"/>	<input type="checkbox"/>	<input type="checkbox"/>

Entertainment, communication and information

BMW ConnectedDrive – Telematics Services*:						
– Apps, e.g. to receive worldwide web radio stations (in conjunction with BMW Connected App and iPhone)	<input type="checkbox"/>	<input type="checkbox"/>	<input type="checkbox"/>	<input type="checkbox"/>	<input type="checkbox"/>	<input type="checkbox"/>
– BMW Assist, incl. Real Time Traffic Information (RTTI)	<input type="checkbox"/>	<input type="checkbox"/>	<input type="checkbox"/>	<input type="checkbox"/>	<input type="checkbox"/>	<input type="checkbox"/>
– BMW Live; for additional information (legal disclaimer, compatibility) please refer to www.bmw.com/bluetooth	<input type="checkbox"/>	<input type="checkbox"/>	<input type="checkbox"/>	<input type="checkbox"/>	<input type="checkbox"/>	<input type="checkbox"/>
– BMW Online	<input type="checkbox"/>	<input type="checkbox"/>	<input type="checkbox"/>	<input type="checkbox"/>	<input type="checkbox"/>	<input type="checkbox"/>
– Internet preparation	<input type="checkbox"/>	<input type="checkbox"/>	<input type="checkbox"/>	<input type="checkbox"/>	<input type="checkbox"/>	<input type="checkbox"/>
Navigation system Business , incl. radio Professional with CD drive, USB and Bluetooth connectivity, 6.5" colour monitor with black panel display, functional bookmarks, integrated navigation data storage, 2D map or combined arrow and map display	<input type="checkbox"/>	<input type="checkbox"/>	<input type="checkbox"/>	<input type="checkbox"/>	<input type="checkbox"/>	<input type="checkbox"/>
Navigation system Professional , incl. radio Professional with CD drive, USB and Bluetooth interface, with high-resolution 8.8" colour monitor with black panel display, DVD drive, functional bookmarks, 3D maps, satellite pictures, and arrow display, RTTI* and dictation function in conjunction with mobile phone preparation with Bluetooth and USB connectivity incl. BMW Assist*, integrated 12 GB hard drive for maps and audio files, as well as an extended instrument cluster	<input type="checkbox"/>	<input type="checkbox"/>	<input type="checkbox"/>	<input type="checkbox"/>	<input type="checkbox"/>	<input type="checkbox"/>
On-board computer (including Check Control)	<input checked="" type="checkbox"/>	<input checked="" type="checkbox"/>	<input checked="" type="checkbox"/>	<input checked="" type="checkbox"/>	<input checked="" type="checkbox"/>	<input checked="" type="checkbox"/>
Radio/audio:						
– AUX-IN connection in the centre console	<input checked="" type="checkbox"/>	<input checked="" type="checkbox"/>	<input checked="" type="checkbox"/>	<input checked="" type="checkbox"/>	<input checked="" type="checkbox"/>	<input checked="" type="checkbox"/>
– DVD changer for 6 DVDs, located in the luggage compartment	<input type="checkbox"/>	<input type="checkbox"/>	<input type="checkbox"/>	<input type="checkbox"/>	<input type="checkbox"/>	<input type="checkbox"/>
– Harman Kardon Surround Sound System, 16 loudspeakers	<input type="checkbox"/>	<input type="checkbox"/>	<input type="checkbox"/>	<input type="checkbox"/>	<input type="checkbox"/>	<input type="checkbox"/>
– HiFi loudspeaker system, 9 loudspeakers	<input type="checkbox"/>	<input type="checkbox"/>	<input type="checkbox"/>	<input type="checkbox"/>	<input type="checkbox"/>	<input type="checkbox"/>
– Radio Professional, incl. 6.5" colour monitor, iDrive Controller with direct menu control buttons, CD drive, MP3 decoder	<input checked="" type="checkbox"/>	<input checked="" type="checkbox"/>	<input checked="" type="checkbox"/>	<input checked="" type="checkbox"/>	<input checked="" type="checkbox"/>	<input checked="" type="checkbox"/>
– Smartphone music interface	<input type="checkbox"/>	<input type="checkbox"/>	<input type="checkbox"/>	<input type="checkbox"/>	<input type="checkbox"/>	<input type="checkbox"/>
Telephone:						
– Hands-free system, incl. USB interface	<input type="checkbox"/>	<input type="checkbox"/>	<input type="checkbox"/>	<input type="checkbox"/>	<input type="checkbox"/>	<input type="checkbox"/>
– Mobile phone preparation with interface for Bluetooth and USB devices incl. BMW Assist*	<input type="checkbox"/>	<input type="checkbox"/>	<input type="checkbox"/>	<input type="checkbox"/>	<input type="checkbox"/>	<input type="checkbox"/>
TV function for digital reception (DVB-T)	<input type="checkbox"/>	<input type="checkbox"/>	<input type="checkbox"/>	<input type="checkbox"/>	<input type="checkbox"/>	<input type="checkbox"/>

* May not be available in all countries. Please consult your BMW partner.

	320i ¹	328i	316d ¹	318d ¹	320d	330d
--	-------------------	------	-------------------	-------------------	------	------

Technical data

Weight

Unladen, EU ²	kg	1,540 [1,560]	1,575 [1,595]	1,550 [1,570]	1,550 [1,570]	1,565 [1,575]	[1,680]
Max. permissible	kg	2,015 [2,035]	2,050 [2,070]	2,025 [2,045]	2,025 [2,045]	2,040 [2,050]	[2,155]
Permitted load	kg	550	550	550	550	550	550

Engine^{3,4}

Cylinders/valves		4/4	4/4	4/4	4/4	4/4	6/4
Capacity	cm ³	1,997	1,997	1,995	1,995	1,995	2,993
Stroke/bore	mm	90.1/84.0	90.1/84.0	90.0/84.0	90.0/84.0	90.0/84.0	90.0/84.0
Max. output	kW/ rpm	135/ 5,000	180/ 5,000-6,000	85/ 4,000	105/ 4,000	135/ 4,000	190/ 4,000
	(hp/ rpm)	(184/ 5,000)	(245/ 5,000-6,000)	(116/ 4,000)	(143/ 4,000)	(184/ 4,000)	(258/ 4,000)
Max. torque	Nm/ rpm	270/ 1,250-4,500	350/ 1,250-4,800	260/ 1,750-2,500	320/ 1,750-2,500	380/ 1,750-2,750	560/ 1,500-3,000

Performance

Top speed	km/h	233 ⁵ [228] ⁵	250 ⁵ [250] ⁵	199 ⁵ [195] ⁵	210 ⁵ [210] ⁵	230 [226]	[250] ⁵
Acceleration 0-100km/h	sec	7.5 ⁵ [7.5] ⁵	6.0 [6.0]	11.5 ⁵ [11.4] ⁵	9.2 ⁵ [9.4] ⁵	7.7 [7.6]	[5.6]

Fuel consumption^{3,4,5}

Urban	l/100km	- ⁵ [8.4]	- ⁵ [8.4]	- ⁵ [8.4]	- ⁵ [8.4]	5.9-6.0 [5.9]	[6.3]
Extra-urban	l/100km	- ⁵ [5.4]	- ⁵ [5.4]	- ⁵ [5.4]	- ⁵ [5.4]	4.0 [3.9]	[4.5]
Combined	l/100km	6.4-6.7 ⁵ [6.2-6.3] ⁵	6.8 [6.5]	4.5-4.7 ⁵ [4.5-4.7] ⁵	4.5-4.7 ⁵ [4.5-4.7] ⁵	4.7-4.8 [4.6-4.7]	[5.1]
CO ₂ emissions	g/km	149-155 ⁵ [144-147] ⁵	159 [152]	119-124 ⁵ [119-124] ⁵	119-124 ⁵ [119-124] ⁵	124-125 [122-123]	[135]
Tank capacity	l	60	60	57	57	57	57

¹ Due to become available from 11/2012.

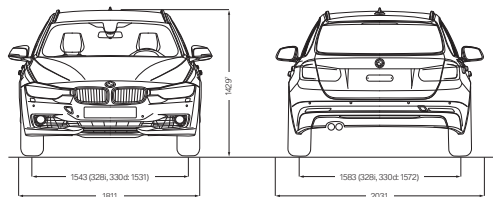
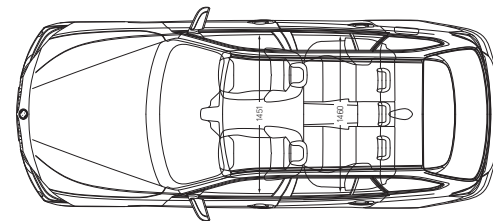
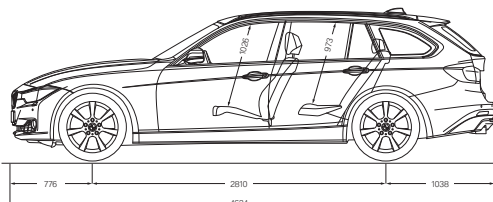
² The figure quoted includes a 90 per cent tank filling, 68kg for the driver and 7kg for luggage. Unladen weight applies to vehicles with standard equipment. Optional equipment may increase this figure.

³ BMW recommends the use of 95 RON super unleaded petrol. Unleaded RON 91 and higher with a maximum ethanol content of 10% may also be used. Output and fuel consumption figures apply to RON 98 fuel.

⁴ All engines comply with the EU6 emissions standard; the 320d with the BMW Diesel with BluePerformance option also complies with the EU6 standard. Fuel consumption is determined in accordance with the ECE driving cycle made up of approximately one-third urban traffic and two-thirds extra-urban driving (based on the distance covered). CO₂ emissions are measured in addition to fuel consumption.

⁵ Fuel consumption and CO₂ emissions are dependent on the selected wheel and tyre size. For further information contact your BMW partner.

⁶ Preliminary values (based on the ECE driving cycle); missing values were unavailable when going to press.



⁷ Height with roof aerial is 1,462 mm.

⁸ Electronically limited.

All dimensions in the technical drawings are given in millimetres. Luggage compartment capacity approx. 495 litres.

Values in [] refer to vehicles with eight-speed automatic transmission (standard on BMW 330d).



Sheer
Driving Pleasure



The models illustrated in this brochure show the specifications and configurations (standard and optional equipment) of vehicles produced by BMW AG for the German market. According to the specific requirements of other markets, alterations in standard and optional equipment and the configurations available for the different models, as described in this brochure, may occur. For more precise information about country-specific vehicle versions, please contact your local BMW partner. Subject to change in design and equipment. For information on returning and recycling your end-of-life vehicle please contact your BMW partner or go to www.bmw.com/recycling

© BMW AG, Munich/Germany. Not to be reproduced wholly or in part without written permission of BMW AG, Munich.

BMW recommends  **EDGE**



411 003 026 201 2012 BB, Printed in Germany 2012.

DEALER
- PROCESS -

