

1973 CHEVROLET TRUCKS

Vega Panel Express



Chevrolet

Building a better way to serve the U.S.A.

Vega Panel Express.

The small economical panel truck for all kinds of businesses.

Don't let Vega's size deceive you. It's a lot of truck. And if you want to save money on things like initial price, gasoline and maintenance, look what Vega Panel Express can do for you.




Room for 68.7 cu. ft. of cargo.

Or, if your problem is weight not bulk, carry up to 800 lbs. of payload. And Vega's floor is flat for easy loading. A single front seat is standard with a second seat available.

For a little truck, there's a lot of room: over 5½-foot load length from the rear gate to the front seat (35 inches more beside the seat) and a full 3½ feet between wheelhouses. There are even two concealed storage areas under the floor. One behind the front seat, the other near the rear gate.

Squeeze about 25 miles from a gallon of gas.

You can expect about 25 miles to a gallon on the highway with the standard engine and transmission. And Vega engines are designed to operate efficiently on no-lead, low-lead, or regular gasoline.



Parking is no big problem.

Maneuver in and out of busy city traffic and tight parking spots with the neat little truck that's only 14 feet long. That's less than two-thirds as long as a standard parking space. And Vega's turning diameter is only 33 feet.

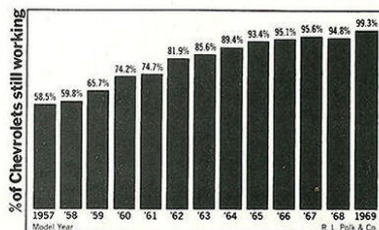
We designed Vega Panel Express to help you save on normal maintenance and repair.

For instance, the air cleaner element is disposable—but it needs replacing only every 50,000 miles. The fuel pump is electric and is connected through an oil pressure switch. If oil pressure drops, the fuel pump cuts off to help prevent expensive engine damage.

Vega Panel Express is a great little panel truck for check clearing houses, auto supply shops, florists, pizzerias, pharmacies, bakeries, antique dealers, photographers and their assistants, electronic parts suppliers, laboratories, even tax assessors.

You can even take Vega along on your vacation. It's a great place to stow camping gear.

Vega Panel Express is a Chevy truck. Which means a lot when it comes to lasting a long time. Over 58% of Chevrolet's 1957 model trucks are still in use. No other make has even half, based on official industry records. Evidence of how well Chevrolets are designed. How well they're built. And how well they serve the U.S.A.



Economical to keep up.


A neat little truck for all sorts of neat little businesses.

A neat little truck for a neat little vacation, too.


Long life is a family tradition.



Here's what you get standard.



1. Bright-metal hub caps 2. Storage well in LH door 3. Flow-through power ventilation system 4. Recirculating ball steering 5. Permanently lubricated universal joints 6. Delco side-terminal Energizer battery 7. Wide A78 x 13 tires 8. Two under-floor storage compartments 9. Front disc brakes 10. Side door guard beams 11. Improved bumper system.



Aluminum engine.

Vega's 4-cylinder overhead cam engine is made of lightweight aluminum.

Our husky 80-horsepower engine with single-barrel carburetor is standard. A 90-horsepower version with double-barrel carburetor is available.

Basic engine design also contributes to fuel economy and helps keep things quiet inside Vega.

Vega engine statistics	Standard	Available
Horsepower/rpm	72 @ 4400*	85 @ 4800*
Torque/lbs.-ft.	100 @ 2000*	115 @ 2400*
Compression ratio	8.0:1	8.0:1
Carburetion	Single-barrel	Double-barrel
Fuel	Regular**	Regular**
Camshaft	General Performance	High Performance

*SAE net.

**Designed to operate efficiently on no-lead, low-lead or regular fuel.

Vega Panel Express is complete just as it is. But there is more. You can order a 4-speed manual transmission. Variable ratio power steering that reduces steering effort for low-speed maneuvering, yet retains "road feel" on the highway. And Four-Season air conditioning. Along with extras like an AM or AM/FM pushbutton radio, electric clock, day-night rearview mirror, Electro-Clear rear window defroster, bias belted ply blackwall tires, bias belted ply white stripes. And more.

For a little more, a lot more.

Vega Panel Express Specifications	
GVW Range	3,050 to 3,290 lbs.
Curb Weight	2,276 lbs.
Total Payload	650 lbs.
Cargo Volume	68.7 cu. ft.
Floor Length (front seat to rear gate)	67.4 in.
Floor Width (between wheelhouses)	42.6 in.
Liftgate Opening Height	26.1 in.
Liftgate Opening Width (at floor)	42.1 in.