

1976 Wagons



Chevrolet/Chevelle/Vega/Sportvan/Suburban/Blazer





Chevrolet Caprice Estate Wagon. Shown with available luggage rack, deluxe bumpers, bumper guards, white stripe tires, remote-control mirrors and tinted glass.



Caprice Estate Wagon all-vinyl interior.

2



Chevrolet Impala Wagon. Shown with available luggage rack, deluxe bumpers, bumper guards, white stripe tires, wheel covers, right-hand rearview mirror, wheel opening moldings and tinted glass.



Impala Wagon sport cloth and vinyl interior.

Available among Chevrolet wagons are many Options and Custom Features. Some are illustrated or described in this section. Chevrolet is a registered trademark of the General Motors Corporation.

3

Chevrolet regular-size wagons. For families who want their wagon to be roomy, comfortable, practical and efficient.

Station wagon, to many American families, still means four doors, lots of seats, room for inordinate amounts of groceries, luggage or building materials and the ability to pull big travel trailers. That pretty well describes the 1976 regular-size Chevrolet wagons.

Caprice Estate and Impala are the offerings, both available as either 2- or 3-seaters.

Those who appreciate fine styling will note the new grille-

work on Caprice Estate, particularly the dual rectangular headlights. And that distinctive wood-grain vinyl trim that dresses the sides and tailgate is called Mozambique.

Impala has new front styling and offers an impressive array of standard features. Both models provide standard Turbo Hydra-matic transmission, power steering, power brakes, a 4-barrel 400-cu.-in. V8 and Chevrolet's Effi-

ciency System, to mention a few.

Interiors are pleasant, comfortable and downright elegant. Easy-to-care-for all-vinyl seat trim is available as well as sport cloth trim. You may also want the available 50/50 front seat with passenger seat back that reclines for outstanding comfort.

What we've mentioned above are the things that make Caprice Estate and Impala fine cars. Now let's see what makes them excep-

tionally practical wagons.

The storage area is well designed. On 3-seaters the third seat faces forward, leaving generous room behind for luggage or whatever. The rear seats convert to cargo floor quickly, and the area is easily loaded through the Glide-Away tailgate.

Rear doors are larger than those on Chevrolet sedans. Wagon-engineered leaf-spring suspension in the rear is well suited for loads.

The Glide-Away tailgate.

This is the tailgate that disappears completely to help make loading easier. Turn the key to the right and the power window glides up into the roof (window may also be operated from the instrument panel). Give the key a further turn and the tailgate drops down to be gently pushed beneath the floor. Reverse the process to close the tailgate. If you order the power tailgate, the whole operation is automatic, from the instrument panel or at the tailgate.



Glide-Away tailgate closed.

Window and gate start to glide away.

Glide-Away tailgate open.

Flip-down seats.

Rear seats can be converted to cargo floor from one place . . . the right rear passenger door. Release the catches on the divided second seat and fold the seat backs down. Now pull the remote lever on the wheelhousing and the third seat flips down. A gentle push locks the floor plates in place and you're done, without climbing inside, and without going from door to door.



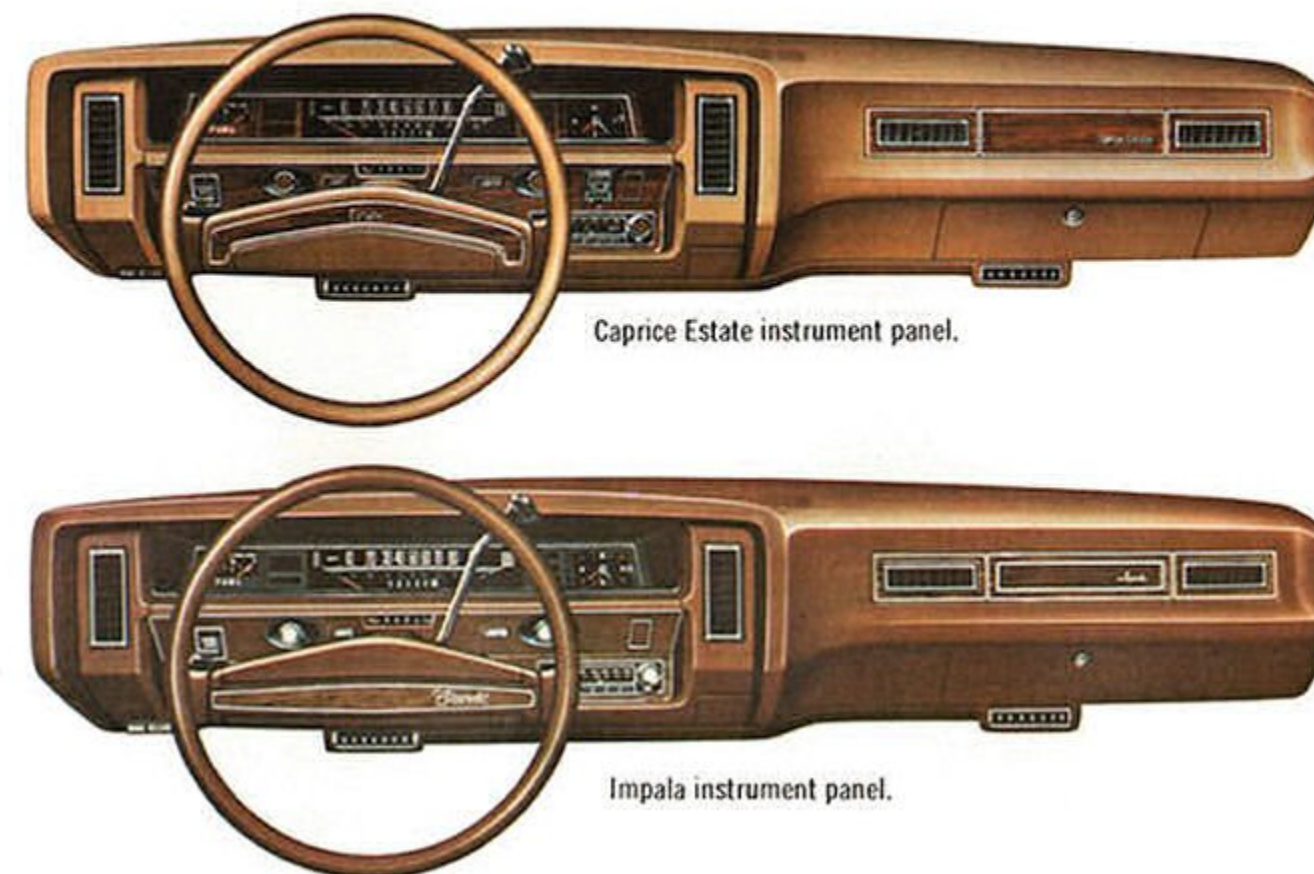
Release catches on divided second seat.

Second seat folds down.

A lever flips the third seat downward.

With a final push, floor folds flat.

What you get.



Caprice Estate instrument panel.

Impala instrument panel.

Every 1976 Caprice Estate and Impala Wagon includes a host of standard equipment. We've listed much of it here.

Exterior / interior features.

Caprice Estate only.

- Mozambique vinyl wood-grain exterior paneling.
- New dual rectangular headlights.
- Bright roof drip molding, door frame molding and tailgate window moldings.
- New full wheel covers.

Impala only.

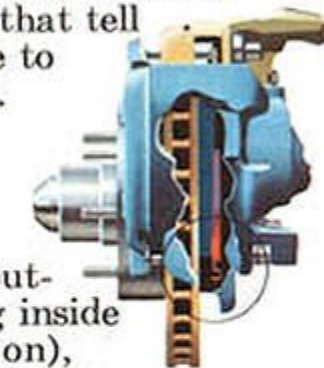
- New front styling.
- Black vinyl side moldings with bright center.
- Bright aluminum hubcaps.

Caprice Estate and Impala.

- Aerodynamic shape helps keep rear window clear.
- Hide-A-Way windshield wipers.
- Exterior colors: light blue metallic, dark blue metallic, lime green metallic, cream, medium saddle metallic, firehorn metallic, mahogany metallic, antique white, silver, black, dark green metallic, cream gold, buckskin and medium red.
- New standard sport cloth upholstery in buckskin plaid or firehorn plaid; or new washable "doeskin" all-vinyl upholstery in black, blue, buckskin or firehorn.
- Forward-facing third seat on 3-seat models.
- Rosewood vinyl trim on instrument cluster, steering wheel and above glove compartment.
- Color-keyed steering wheel, column and instrument panel.
- Nylon cut-pile carpeting, wall-to-wall in passenger compartments, and vinyl-coated, textured metal cargo floor.

Plenty of comfort and convenience.

- Variable-ratio power steering.
- Power front disc/rear drum brakes. Fade-resistant, self-adjusting and with front audible wear sensors (circle area right) that tell you when it's time to replace the linings.
- Foot-operated parking brake.
- Flow-through power ventilation system. It keeps outside air circulating inside (with the ignition on), even when the wagon is stopped and the windows are up.
- All Caprice Estate and Impala Wagons are well insulated. In addition, Caprice Estate has special sound insulation with added roof padding over the cargo area, thick underhood insulation blanket, sponge



rubber sound seals on doors, additional insulation surrounding the tailgate area, rear pillars and rear wheelhousings. Called Quiet Sound Group, this special insulation is available for Impala Wagons.

- Concealed stowage compartment in cargo area.
- Spare tire sling. Tire and jack are stored together. Simply lift up sling to pull tire out.
- Glove compartment light.

The size inside.

Head room—front, 39.6"; rear, 39.4" (39.3"—two-seat models); 3rd seat, 37.8". Hip room—front, 59.2"; rear, 58.9"; 3rd seat, 44.4". Shoulder room—front, 64.0"; rear, 63.1"; 3rd seat, 48.4". Leg room—front, 42.5"; rear (2-seat models), 39.4"; 2nd seat (3-seat models), 37.4"; 3rd seat, 35.6".

Power teams.

Engine	Carburetor Barrels	Net HP Rating
Std. 400-4 V8 (6.6 Litre)†	4	175
Avail. 454-4 V8 (7.4 Litre)‡#	4	225

Turbo Hydra-matic transmission with all engines. †California Emission Equipment required in State of California. ‡Not available in California. #Dual exhaust.

Engines and transmissions.

- Refined 454-4 V8 is designed for a good combination of fuel economy, performance and driveability.
- Turbo Hydra-matic transmission features three forward speed ranges and does the shifting for you automatically. Also, it can be manually shifted when desired.
- Sealed side-terminal Delco battery helps eliminate corrosion build-up on the terminals to help deliver better cold weather starting.

More facts and features.

- Wagon-engineered suspension system with independent coils in front and long leaf springs at rear; refined shock absorbers. Springs are computer-selected to car weight.
- Front ride stabilizer bar.
- GM-Specification steel-belted radial ply tires. Offer low rolling resistance and impressive traction in snow and on wet roads.

SEE PAGE 13 AND THE BACK COVER FOR ADDITIONAL FEATURES AND DIMENSIONS OF CHEVROLET WAGONS. AVAILABLE OPTIONS ARE COVERED ON PAGES 14 AND 15.




Chevelle Malibu Classic Estate Wagon. Shown with available luggage rack, rear window air deflector, wheel covers, white stripe tires, deluxe bumpers, bumper guards and tinted glass.



Chevelle Malibu Wagon. Shown with available luggage rack, body side molding, outside remote-control mirror, Exterior Decor Package, wheel covers and white stripe tires.



Chevelle Malibu Classic Wagon. Shown with available luggage rack, rear window air deflector, swing-out rear side windows, body side moldings, deluxe bumpers and bumper guards, wheel covers, white stripe tires and tinted glass.



Malibu Classic Wagon with standard all-vinyl interior.

Malibu Classic Wagon with available swivel bucket seat all-vinyl interior.

Chevelle mid-size wagons. Just right for more and more of today's families.

"Mid-size" in relation to Chevelle wagons may need a word of explanation. They *will* carry up to eight people in 3-seat versions. They *will* handle up to 85 cubic feet of cargo. The ride is smooth and comfortable. Yet many families will find the size and price of Chevelle to be just right for their family and their budget.

Chevelle wagon choices are Malibu, Malibu Classic and Malibu Classic Estate. All are available

with either two or three seats.

It would be difficult to improve on the striking beauty of the Malibu Classic and Classic Estate models. But for '76, it's been done with a bold new front-end treatment set off by a new diamond pattern in the radiator grille and distinctive stacked dual rectangular headlights.

There is nothing modest about the list of Chevelle wagon standards. Power steering, power

brakes, Turbo Hydra-matic transmission and a 350 V8 are included. And, of course, the Chevrolet Efficiency System is standard to help promote smooth, responsive, efficient performance.


Sitting in the front seat of the Classic and Classic Estate models, it would be difficult to tell that you're in a wagon. The full foam bench seat in sport cloth-and-vinyl or all-vinyl upholstery has a well-padded fold-down

center armrest. The seat, the instrument panel, the deep carpeting, soft headliner and padded vinyl door panels are all carefully color-keyed.

The basic Malibu interior is highlighted with seats that are full foam construction with washable all-vinyl upholstery. The headliner, molded door trim and rear quarter trim panels, and soft carpeting in the passenger areas are color-keyed.

The liftgate tailgate.

The Chevelle liftgate gets up and out of the way quickly and easily because it is counterbalanced. That's an advantage for the passengers who face rearward on 3-seaters. There are also swing-out rear quarter windows back there for added ventilation. (They're standard on 3-seaters, and you can order them on 2-seaters.) The liftgate can only be opened from the instrument panel or from the outside on 3-seat Chevelle wagons. Both 2- and 3-seat models include a tailgate-ajar warning light. These extra precautions will make you feel more at ease when carrying kids or cargo.



Chevelle counterbalanced liftgate.



Malibu Wagon all-vinyl interior.

What you get.

8

Every 1976 Chevelle wagon includes a host of standard equipment. We've listed much of it here.

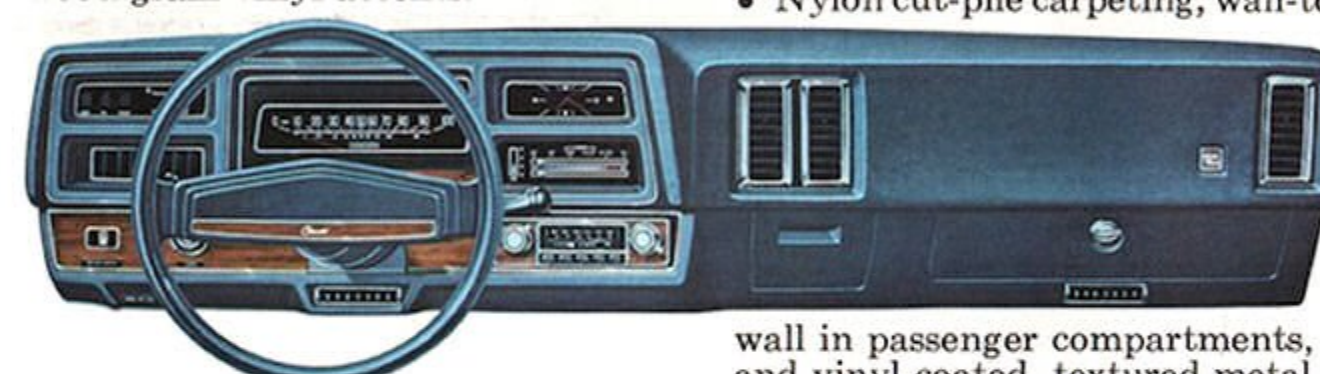
Exterior/interior features.

Malibu Classic Estate only.

- Vinyl wood-grain exterior paneling.

Malibu Classic Estate and Malibu Classic.

- Distinctive hood ornament.
- Color-keyed instrument cluster with rectangular dials and wood-grain vinyl accents.



- Bright body sill, hood, roof drip and wheel opening moldings.
- New diamond-pattern grille and stacked rectangular headlights.
- Sport cloth-and-vinyl upholstery in black or light buckskin. Or choose washable all-vinyl in light buckskin, dark blue, black or dark mahogany.
- Luxurious front seat has fold-down center armrest.
- Color-keyed steering column and wheel.
- Glove compartment light.

Malibu.

- New argent-color rib-patterned grille with single-unit round headlights, parking lights in bumper.
- Choice of all-vinyl interiors: black or light buckskin.

All Chevelle wagons.

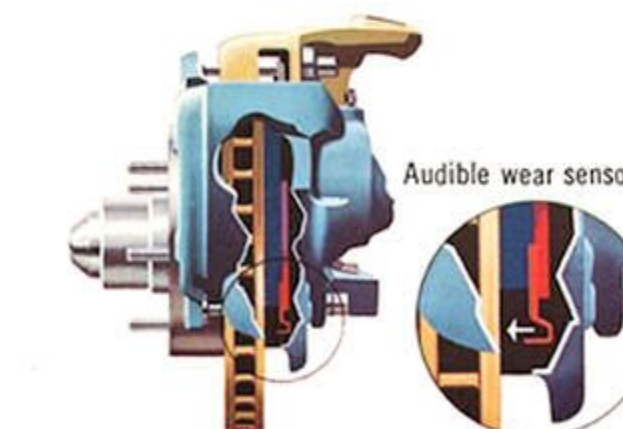
- New-look rectangular taillights.
- Hydraulic-type front and rear bumper system.

- Swing-out rear quarter windows on 3-seat models (available on 2-seaters).
- Hide-A-Way windshield wipers.
- Exterior colors: light blue metallic, dark blue metallic, firethorn metallic, mahogany metallic, lime green metallic, cream, medium saddle metallic, antique white, silver, black, dark green metallic, cream gold, buckskin and medium red.
- On 3-seat models, tailgate can be opened only at instrument panel or from the outside.
- Tailgate-ajar warning light on instrument panel.
- Nylon cut-pile carpeting, wall-to-

wall in passenger compartments, and vinyl-coated, textured metal cargo floor.

Plenty of comfort and convenience.

- Variable-ratio power steering.



- Power front disc/rear drum brakes. Fade-resistant, self-adjusting and with front audible wear sensors that tell you when it's time to replace linings.
- Flow-through power ventilation system. It keeps outside air circulating inside (with the ignition on), even when the

wagon is stopped.

- Armrests, front and rear.
- Concealed stowage compartment in cargo area with vinyl-coated floor mat.

The size inside.

Head room—front, 38.8"; rear, 39.4"; 3rd seat, 37.8". Hip room—front, 56.0"; rear, 57.0"; 3rd seat, 36.5". Shoulder room—front, 59.6"; rear, 58.9"; 3rd seat, 42.7".


Power teams.

Engine	Carburetor Barrels	Net HP Rating	Engine Usage	Turbo Hydra-matic
350-2 V8 (5.7 Litre)†	2	145	Std.	Std.
350-4 V8 (5.7 Litre)#	4	165	Avail.	Std.
400-4 V8 (6.6 Litre)†	4	175	Avail.	Std.

†Not available in California.

#Available only for sale and/or registration in California.

†California Emission Equipment required in State of California.




Engines and transmission.

- Turbo Hydra-matic transmission features three forward speed ranges and does the shifting for you automatically. Also, it can be manually shifted when desired.
- Sealed side-terminal Delco battery eliminates corrosion build-up on the terminals to help deliver better cold weather starting.

Leg room—front, 42.1"; rear, 36.8"; 3rd seat, 27.8".

More facts and features.

- Front ride stabilizer bar and other sturdy front and rear components.
- Heavy-duty Full Coil spring front and rear suspension with independent coils computer-selected for vehicle weight.



- GM-Specification steel-belted radial ply tires. Offer low rolling resistance and impressive traction in snow and on wet roads.

SEE PAGE 13 AND THE BACK COVER FOR ADDITIONAL FEATURES AND DIMENSIONS OF CHEVELLE WAGONS. AVAILABLE OPTIONS ARE COVERED ON PAGES 14 AND 15.



Vega Estate Wagon. Shown with available luggage rack, deluxe bumpers, bumper guards, sport mirrors and white stripe tires.



Vega Wagon. Shown with available luggage rack, body side molding, deluxe bumpers, wheel covers and white stripe tires.



Vega Wagon sport cloth-and-vinyl Custom interior.



Vega Wagon cloth-and-vinyl interior.

Vega economy-size wagons. Built to take it.

We won't beat around the bush . . . the 1976 Vega wagon is built to take it.

It has a 60,000-mile or 5-year engine guarantee. (See below.)

Not only is it a tough engine, it's a quiet, low maintenance engine. One reason is its change from mechanical to hydraulic valve lifters.

This year's Vega body is built to fight corrosion. There are

zinc-clad metals, galvanized metals, plastic inner fenders. There are protective coatings of plastisol, mastic, and aluminized wax—at the front end, door and windshield areas, rear quarter panel and rear window. All of these materials help the '76 Vegas resist corrosion.

A sturdy new 5-Speed manual transmission is available this year.

And for quick starts on cold, raw days and up to 22,500 miles

on a set of spark plugs, there's a High Energy Ignition system.

Ruggedness is standard on both Vega wagon models: The regular Vega, or the Estate which has wood-grain vinyl paneling on the sides and tailgate.

There's also a GT package available on either model. It includes, among other things, the

GT engine with its staged two-barrel carburetor, a sport sus-

pension system, special 13" x 6" GT wheels, wide A70-13B bias-belted-ply white lettered tires, dual sport mirrors.

Inside, all Vega wagons have comfortable high back front bucket seats. There's a wide choice of colors standard in cloth-and-vinyl or all-vinyl upholstery.

One final point. For all its ruggedness, the price of a Vega is easy to take.

and hand-assist handle.

- Sport steering wheel.
- Two-position adjustable driver's seat back.
- Custom door and quarter panel trim.
- Rear quarter panel ashtrays.
- Day-night inside mirror.
- Right-hand door jamb light switch.

Available GT for Estate and Vega Wagon

- Sport suspension; GT steel wheels with white lettered tires; wheel trim rings (except GT Estate); black body side lower moldings; dual sport mirrors, left-hand remote control; black rocker panels; bright-edge headlight bezels with black inner surfaces; new parking lights; body-color door handle inserts; bright belt body side, wheel opening, headlight housing moldings; GT emblem on front fender; wheel covers.
- Sport steering wheel with GT emblem.
- Two-position adjustable driver's seat back.

lic, dark blue metallic, firethorn metallic, mahogany metallic, lime green metallic, cream, bright yellow, medium orange, antique white, silver, black, dark green metallic, buckskin and medium saddle metallic.

• Choice of two new standard cloth-and-vinyl interiors in black or dark firethorn; or three new washable all-vinyl interiors in light buckskin, dark firethorn or black.

- Carpeted rear seat back.

Plenty of comfort and convenience.

- Fold-down rear seat.
- Power ventilation system.
- Front disc brakes with audible sensors that tell you when it's time to replace the linings.
- Door armrests with integral door pull handles; map pocket in left-hand door.
- Left-hand (also right-hand in Estate) front door jamb light switch.
- Floor-mounted transmission shift console.
- Center dome light.

Power teams.

Engine (4-cyl.)	Carburetor Barrels	Net HP Rating	Engine Usage	Manual Transmission	Turbo Hydra-matic
Dura-Built 140 cu. in. (2.3 litre), overhead cam (‡)	1	70	Std.	3-Speed (std.) 4-Speed (avail.)	Avail.
Dura-Built 140 cu. in. (2.3 litre), overhead cam (‡)	2	84 (#)	Avail.†	3-Speed (std.) 4-Speed (avail.) 5-Speed (avail.)	Avail.

†Standard in GT. (‡) California Emission Equipment required in California. (#) 79 hp with California Emission Equipment.

Engines and transmissions.

• The Vega Dura-Built 140 4-cylinder engine has new hydraulic valve lifters for '76. Compared to the mechanical type, these new hydraulic lifters provide quieter engine operation.



• 3-Speed manual transmission is standard. 4-Speed manual with new lightweight case, and Turbo Hydra-matic are available for both engines.

• 5-Speed manual transmission. Can be ordered with available 140 2-barrel engine.

SEE BELOW AND THE BACK COVER FOR ADDITIONAL STANDARD FEATURES AND DIMENSIONS OF VEGA WAGONS. AVAILABLE OPTIONS ARE COVERED ON PAGES 14 AND 15.



Counterbalanced liftgate shown on Vega Wagon with available GT equipment and striping.



The GT interior, with Custom vinyl upholstery.

What you get.

Every 1976 Vega wagon includes a host of standard equipment. We've listed much of it here.

Exterior/interior features.

Estate only.

- Side and tailgate wood-grain vinyl paneling with outline moldings; wheel opening outline moldings; bright headlight bezels; "Estate" emblem on rear quarter.
- Full wheel covers.
- Deluxe seats and trim.
- Deluxe instrument panel pad

- Special front and rear suspension.
- Deluxe instrument panel pad and hand-assist handle.
- Special gauge instrument cluster with clock and wood-grain vinyl trim.

All Vega wagon models.

- New bright grille panel and moldings.
- New parking lights behind grille.
- Added brightwork and molding accents overall.
- Exterior colors: light blue metal-

- Ashtray, cigarette lighter.
- Stowage compartment in instrument panel.
- Concealed stowage compartment in cargo area with vinyl-coated floor mat.
- Wall-to-wall floor carpeting, including cargo area.
- Full foam seats. Bucket-type in front. Bench-type in rear.

The size inside.

Head room—front, 38.5"; rear, 40.1". Hip room—front, 46.9";

rear, 42.5". Shoulder room—front, 51.3"; rear, 49.2". Leg room—front, 42.8"; rear, 30.1".

More facts and features.

- New Delco Freedom battery. Needs no refill. Side terminals eliminate corrosion build-up.
- Full Coil suspension with computer-selected springs.
- New torque arm rear suspension for excellent rear wheel control and noise isolation.



To help you save money.

- High Energy Ignition—delivers to spark plugs a spark that is up to 85% hotter than with a conventional ignition, which means more responsive ignition performance plus

longer lasting spark plugs.

- Catalytic converter—takes over most of the emissions control so engines can be tuned for smooth, responsive, efficient performance.
- Long intervals between recommended service help save you

money as you operate a '76 Chevrolet wagon.

To make your wagon last longer.

- Protective inner fenders,

	Extended Service Intervals	
	1976	Before 1975
Spark plugs	22,500 miles	6000 miles
Engine oil	6 months or 7500 miles	4 months or 6000 miles
Oil filter	First 7500 miles; then every 15,000 miles	First 6000 miles; then every 12,000 miles
Chassis lubrication	6 months or 7500 miles	4 months or 6000 miles
Trans. fluid	60,000 miles	24,000 miles

Check complete details in the Owner's Manual.

All Chevrolet, Chevelle and Vega wagons have a lot of good things in common.

front and rear.

- Magic-Mirror acrylic lacquer exterior finish.
- Double-panel roof, door, hood and tailgate.

Other good things in common.

- Built-in heater-defroster system.
- All engines designed to operate on unleaded fuel.
- Quiet hydraulic valve lifters.
- Engine coolant recovery system helps prevent coolant loss.
- Delcotron generator.
- Molded full foam front and rear seat construction.

What you can add to Chevrolet, Chevelle and Vega wagons.

Chevrolet offers a wide selection of available options to personalize your new wagon. Availability of these items often depends on the model and other equipment selected. Your Chevrolet dealer can answer any questions.

Chevrolet wagons.

- Comfortron air conditioning. Set the temperature range you want, and it is maintained automatically year-round.



- Reclining front passenger seat. Also, the entire front seat is divided 50/50.
- Two-tone exterior paint.
- Padded vinyl roof covers. Choice of black or white with any exterior color as well as blue metallic, buckskin, firehorn metallic, mahogany metallic or silver metallic, depending on exterior body color.
- Power tailgate for 2-seat models (standard on 3-seaters).
- Quiet Sound Group. (Standard on Caprice Estate.)

Chevelle wagons.


- Swivel bucket seats. Swing around to fully face doors to simplify getting in and out.
- Swing-out rear side windows (standard on 3-seat models).
- Power tailgate release for 2-seat models (standard on 3-seaters).
- Sport steering wheel.
- Rear window air deflector.

Chevrolet and Chevelle wagons.

- Auxiliary Lighting. Depending

forward or backward. For standard full-width seat or driver's side of available 50/50 seat.

- Power door lock system.



- Power windows.
- Rear window defogger. Helps clear rear window of mist as well as circulates heated or cooled air.
- Wire wheel covers.



Vega wagons.

- Auxiliary Lighting includes underhood light, stowage com-

plus bi-level setting for warm air at interior's lower level, cool air at upper level.



- Radios and tape players are Delco-designed for your new Chevrolet. Available in a variety of combinations to handle any taste in listening. There's an AM radio, AM/FM radio, AM/FM stereo radio, and an eight-track stereo tape system (except Vega) with either AM or AM/FM stereo radio. Factory-installed radios include windshield antennas.
- Rear seat speaker (included with stereo systems).
- Roof luggage carrier.
- Tinted glass. Windshield and all windows. Helps reduce glare and inside temperature. Especially desirable with air conditioning.
- Tissue/litter container.



- Twin sport mirrors. Depending on model, both left- and right-hand door mirrors can be remote control or left-hand only. Match wagon's exterior color.
- Deluxe body side moldings.
- Deluxe color-keyed seat and shoulder belts.



- Full wheel covers. (Above—available for Vega Wagon, standard for Vega Estate.)
- High-altitude rear axle. (Not available with the Vega 140 2-barrel engine combined with 4-Speed manual or 3-Speed manual transmission.)
- Highway rear axle for operating efficiency at highway cruising speeds.
- Positraction. Automatically delivers more torque to the rear wheel that has better traction.



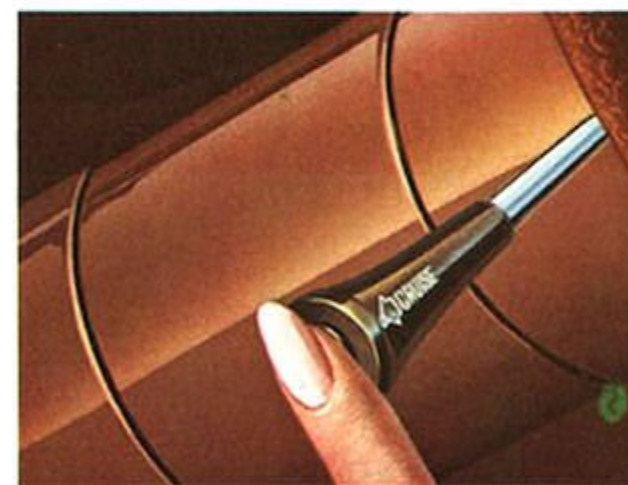
- Heavy-duty battery (Delco Freedom design on Vega).

on model, includes underhood light, ashtray light, courtesy light, dome reading light, cargo compartment light, headlight reminder buzzer.

- Intermittent windshield wipers for slush or light rain. Has built-in pause control for up to ten seconds.



- Econominder Gauge Package. Indicates on the fuel economy gauge when wagon is being driven in an economical range. Includes water temperature gauge.
- Load floor carpeting.
- Lighted visor vanity mirror. Also available without lights.



- Cruise-Master speed control. Automatically maintains the speed selected by driver. Stepping on brake or pressing the control button disengages control. Convenient for turnpike driving and trailering.
- Power front seat with 6-way control. Adjusts up, down, forward, backward, or tilts

- Department light, headlight reminder buzzer and right-hand door jamb light switch.
- Day-night inside rearview mirror (standard with Vega Custom Interior and on Vega Estate).
- Custom Exterior.
- Electro-Clear rear window defogger.
- Power brakes.
- Variable-ratio power steering. Tight parking turns require little effort, yet gives good road feel.
- Turbo Hydra-matic transmission.
- Sport suspension (standard on Vega GTs—available on all other models). Delivers a "sports type" ride.
- Quiet Sound Group. Special sound insulation.
- Special instrumentation.
- Sport steering wheel.
- Rear window air deflector.

All wagon models.

- Color-keyed floor mats.
- Electric clock (standard on Vega GT and Caprice Estate models).




- Comfortilt steering wheel. Adjusts to six different positions.
- Four-Season air conditioning with improvements to increase comfort-level selection range. Easy-to-use controls for heating, cooling, defrosting or defogging,

- Deluxe bumpers with impact strips.
- Bumper guards.



- Aluminum door edge guards.
- GM-Specification steel-belted radial ply tires, black or with white stripe. (Standard with blackwall on all Chevrolet and Chevelle models.)



- Full wheel covers. (Below—available for Impala and Chevelle.)



- Heavy-duty radiator.
- 61-amp Delcotron generator (55-amp on all Vega models).

Trailering.

Regular-size Chevrolet wagons can tow up to 7,000 pounds and Chevelle wagons can tow up to 6,000 pounds with specific trailering equipment. And with Chevrolet's Glide-Away tailgate or Chevelle's and Vega's liftgate there's no unhitching necessary to unload. Consider these available items:

- Bolt-on load-distributing hitch platform for heavy-duty towing.
- Ball frame hitch for light-duty loads.



- Superlift air-adjustable rear shocks for Chevrolet wagons.
- Large trailering mirrors.
- Wiring harness.

Chevrolets for people who need more than a wagon.

Many wagon users need more room, more carrying capacity, more versatility or more towing power. Chevrolet comes through

with a trio of wagon-type recreational vehicles that provide many of the comforts found in a wagon but offer more utility.

All of these have power front disc/rear drum brake systems, High Energy Ignition, and either a standard 6-cylinder engine or

350-cubic-inch 4-barrel V8 (except Series 10 Sportvans which have a standard 350-cubic-inch 2-barrel V8).



Beauville Sportvan. Shown with available 12-passenger seating and Below Eyeline mirrors.



Silverado Suburban. Shown with available 9-passenger seating, Below Eyeline mirrors, deluxe chromed bumpers, special two-tone paint and 454-4 barrel engine.



Chevelle Blazer. Shown with available Below Eyeline mirrors, sliding side window glass, Rally wheels and front bumper guards.

Sportvan




Sportvan is a space vehicle for families.

It's available in three series, on either a 125" or 110" wheelbase, and with 6-cylinder or V8 engine. Seating for five is standard. Series 20 Sportvans can carry eight and Series 30 long-wheelbase models up to 12 with available seats.

The Beauville model features a new luxury interior (shown above) available with high-back front bucket seats, choice of woven cloth upholstery with vinyl trim or durable all-vinyl, and door and sidewall trim panels with simulated teakwood inserts.

Side entry is through a sliding door that needs only 4½" clearance. And double rear panel doors open up on 260 cubic feet of cargo room when the standard or available passenger seats are removed by use of new quick release latches (shown below).



Suburban



Some call Suburban the superwagon.

It can take up to nine with available seats, or carry up to 144 cubic feet of cargo—that's about half again as much as many wagons. And you can carry that cargo almost anywhere with Suburban's available full-time or conventional 4-wheel drive.

It comes in two series, and it's available in trim levels that include the Scottsdale (shown above) and the Silverado, with foam-cushioned front seat upholstered in either luxurious ribbed-pattern velour cloth or supple buffalo-hide grained vinyl, with cut-pile polyester carpeting, door trim panels with simulated tigerwood inserts, map pockets on front door trim panels and full-gauge instrumentation.



Suburban is also a remarkable tow vehicle. A Series 20 model can be equipped to pull up to 14,500 pounds, including the weight of the trailer, equipment, passengers and Suburban. Also, you have a choice of rear doors—wagon-type tailgate or large double doors that swing fully open.

Blazer



Blazer is the go-almost-anywhere sport vehicle.

Blazer was named "4-Wheeler of the Year" by *4-Wheeler Magazine* in 1975. One reason was the available special suspension that provides a very comfortable ride with 4-wheel drive. For 1976, this suspension is standard equipment.

Blazer's hood, front fenders and tailgate are fabricated from two single sheets of steel. Double-wall construction is also used in doors, windshield pillars, roof, front cowl and rear side panels. Inside, you can specify seating for up to five. Interior choices include the available Cheyenne interior and the standard Custom Deluxe interior (shown above).




There are quality features like a removable fiberglass-reinforced plastic top over the rear and a new, permanent steel half top with a built-in roll bar that covers the front passenger area. With Turbo Hydra-matic, the 4-wheel-drive system is full time. And while Blazer has ample ground clearance for off-road use, the entry height is conveniently low. For more information on these Chevrolets, see the '76 Sportvan, Suburban and Blazer catalogs at your Chevy dealer's.

What you can add.

Listed here are a few of the options available for Sportvan, Suburban and Blazer.

Sportvan




- 400-4 V8.
- 4-Speed manual transmission.
- Turbo Hydra-matic transmission.
- Custom Appearance Package.



- Beauville trim (exterior and instrument panel shown in above illustrations).
- Air conditioning, front and rear units.
- Power steering.
- Custom Comfort Package.
- Below Eyeline mirrors.
- Comfortilt steering wheel.
- AM/FM radio.
- 36-gallon fuel tank.
- Power brakes.
- Tinted glass.
- Heavy-duty shock absorbers.
- Speed and cruise control.
- Deluxe two-tone paint.
- Front stabilizer bar.
- Heavy-duty generator.
- Many others.

Suburban



- 400-4 V8.
- 454-4 V8.
- Turbo Hydra-matic transmission.
- Wagon-type tailgate.



- Air conditioning.
- Power steering.
- Below Eyeline mirrors.
- Comfortilt steering wheel.
- Power brakes.
- Tinted glass.
- Front stabilizer bar.
- Heavy-duty springs.
- Power tailgate window.
- Speed and cruise control.
- Heavy-duty shock absorbers.
- 40-gallon fuel tank.
- Roof luggage carrier.
- Heavy-duty trailer wiring harness.
- Plus many more.

Blazer



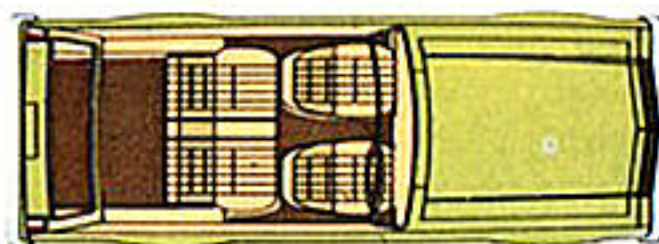
- Cheyenne trim.
- 4-Speed manual transmission.
- Turbo Hydra-matic transmission.
- Special instrumentation.



- AM/FM radio.
- Air conditioning.
- Power steering.
- Below Eyeline mirrors.
- Sliding side glass windows.
- Tinted glass.
- Heavy-duty shock absorbers.
- Speed and cruise control.
- 31-gallon fuel tank.
- Comfortilt steering wheel.
- Heavy-duty battery.
- Lots of others.

Chevrolet wagon dimensions. Choose all the wagon you need.


Economy-size Vega • Wheelbase—97" • Total cargo volume (cubic feet)—46.6 • Liftgate opening height—25.7" • Liftgate opening width at floor—42.4" • Floor length, front seat to tailgate—65.3" • Width between wheelhousings—42.5" • Rated fuel capacity (gallons)—16 • Overall length—175.4" • Overall width—65.4" • Loaded height—51.8" • Wheels—13" x 5" • Tread—front 54.8"; rear 53.6".




Mid-size Chevelle • Wheelbase—116" • Total cargo volume (cubic feet)—85.0 • Liftgate opening height—27.4" • Liftgate opening width at floor—44.5" • Floor length, front seat to liftgate—90.2" • Width between wheelhousings—44.5" • Rated fuel capacity (gallons)—22 • Overall length—215.2" • Overall width—76.8" • Loaded height—2-seat—55.7" • Wheels—15" x 7" • Tread—front 61.5"; rear 60.7".



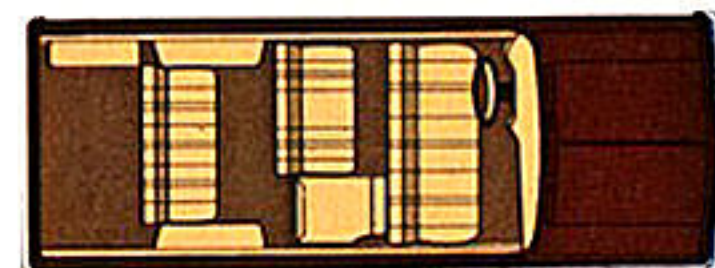
Regular-size Chevrolet • Wheelbase—125" • Total cargo volume (cubic feet)—106.4 • Tailgate opening height—29.5" • Tailgate opening width at floor—48.8" • Floor length, front seat to tailgate—100.5" • Width between wheelhousings—48.8" • Rated fuel capacity (gallons)—22 • Overall length—228.6" • Overall width—79.5" • Loaded height—2-seat—58.1"; 3-seat—57.4" • Wheels—15" x 6" • Tread—front 64.1"; rear 64.0".



Sportvan • Wheelbase—110" and 125" • Total cargo volume (cubic feet)—214 and 260 • Tailgate opening height—48.7" • Tailgate opening width—54.5" • Floor length, front seat to tailgate—102" and 126" • Floor length, engine housing to tailgate—118" and 142" • Width between wheelhousings—53.5" • Rated fuel capacity (gallons)—21 • Overall length—177" and 201" • Overall width—79.5".



Suburban • Wheelbase—129.5" • Total cargo volume (cubic feet)—144 • Tailgate opening height—40" • Tailgate opening width—59.5" • Floor length, front seat to tailgate—111" • Width between wheelhousings—50" • Rated fuel capacity (gallons)—25 • Overall length—218.7" • Overall width—79.5".



For Blazer dimensions, see 1976 Blazer catalog.

For your safety and security in Chevrolet, Chevelle and Vega wagons.

Occupant Protection • Seat belts with pushbutton buckles for all passenger positions • Two combination seat and inertia reel shoulder belts for driver and right front passenger (with reminder light and buzzer) • Energy-absorbing steering column • Safety steering wheel • Passenger-guard door locks • Safety door latches and hinges • Folding seat back latches • Energy-absorbing padded instrument panel and front seat back tops • Contoured windshield header • Thick-laminate windshield • Safety armrests • Contoured roof inner panel.

Accident Prevention • Side marker lights and reflectors • Parking lights that illuminate with headlights • Four-way hazard warning flasher • Lane-change feature in direction signal control • Back-up lights • Washers and dual-speed wipers • Wide-view inside mirror (vinyl-edged, shatter-resistant glass and deflecting support) • Outside rearview mirror • Dual master cylinder brake system with warning light • Starter safety switch • Dual-action safety hood latch (except Vega).

Anti-Theft • Ignition key reminder buzzer • Steering column lock.



All illustrations and specifications in this literature are based on the latest product information available at the time of publication approval. The right is reserved to make changes at any time without notice in prices, colors, materials, equipment, specifications and models, and to discontinue models. Chevrolet Motor Division, General Motors Corporation, Detroit, Michigan 48202. LITHO IN U.S.A.

