



185 PONTIAC

PONTIAC  **WE BUILD EXCITEMENT**

Probably never before have so many superb road cars shared the same nameplate.



PAGE 4 GRAND AM



10 FIERO



14 FIREBIRD



22 SUNBIRD



26 GRAND PRIX



18 6000 STE



20 6000

THE '85 PONTIACS



38 PONTIAC
CUSTOMER
SATISFACTION



32 PONTIAC 1000



28 BONNEVILLE



30 PARISIENNE



36 PONTIAC SOUND
SYSTEMS

Pontiac is proud to announce one of the most outstanding product line-ups in our history. Cars that truly reflect our commitment to innovative styling and engineering. Cars with specially tuned suspension systems that combine responsiveness with supple control. Interiors that are ergonomically designed. And a wide range of advanced power choices including one of the world's most technically advanced production turbos.

In the following pages, you'll discover the entire line of new Pontiacs. Road cars built with the feel for the road...excitement to drive, for feeling alive! Pontiac. We build excitement!

IMPORTANT: A WORD ABOUT THIS CATALOG. We have tried to make this catalog as comprehensive and factual as possible. Since the time of printing, however, some of the information may have been updated. Some of the equipment shown or described is available at extra cost. Your dealer has details and before ordering, you should ask him to bring you up to date. The right is reserved to make changes at any time, without notice, in prices, colors, materials, equipment, specifications and models. Check with your Pontiac dealer for complete information.

**The Pontiac philosophy:
road cars with a purpose.**



Pontiac's legendary tuned suspension systems offer outstanding ride, handling and roadability to suit various driving requirements. Standard suspensions offer a smooth, well-controlled ride with emphasis placed on comfort rather than pure handling. The available Y99 Rally Tuned suspension systems deliver tighter ride motions with less body roll and include higher effort power steering for more precise road feel. The available WS6 Performance suspension systems are for the serious driving enthusiast who places a higher priority on handling but is willing to compromise in ride quality. Ride is very firm and tightly controlled.

Available Electronic Ride Control systems automatically adjust the rear suspension to keep it at level attitudes.



Interior environments reflect the Pontiac philosophy. Priority is placed on driver performance and comfort. Pontiac interiors are literally designed around the driver's needs, with special consideration being given to lumbar and lateral support. Designers look for the optimum in seating comfort and support, visibility, instrumentation lighting and legibility, and environmental systems to make sure the driver has the most efficient, up-to-date driving environment possible.




THE PONTIAC PHILOSOPHY

For the past 25 years, Pontiac has been responsible for some of America's greatest road cars. And this proud heritage is what drives us today.

Over the years, we've learned one important lesson: Great road cars don't materialize overnight. It takes years of work to make it happen. It means a suspension engineer spending week after week in search of that perfectly balanced combination of ride and handling. It means designers working hour after hour in the wind tunnel to achieve aerodynamic performance. It means interior designers reviewing thousands of variations in the quest for the optimum driving environment. It means engine development specialists working toward the goal of optimum performance and operating efficiency. And it means advanced technicians contemplating future designs that will uphold the proud Pontiac tradition 25 years from now.

Our goal is to put the finest road cars that we possibly can on America's highways. To some car companies, that challenge is too heavy a burden to bear. At Pontiac, we know no other way.



Some of the most technically advanced powerplants in the industry can be found in the '85 Pontiacs. The 1.8 liter, overhead cam, turbocharged engine with electronic fuel injection puts out more horsepower per cubic inch than most other production engines built in America. The 2.5 liter engine features swirl-port combustion chambers, roller valve lifters and electronic fuel injection for smoother throttle response and better all-around performance.

Introducing a brilliant new driver's coupe from America's foremost practitioners of the art.


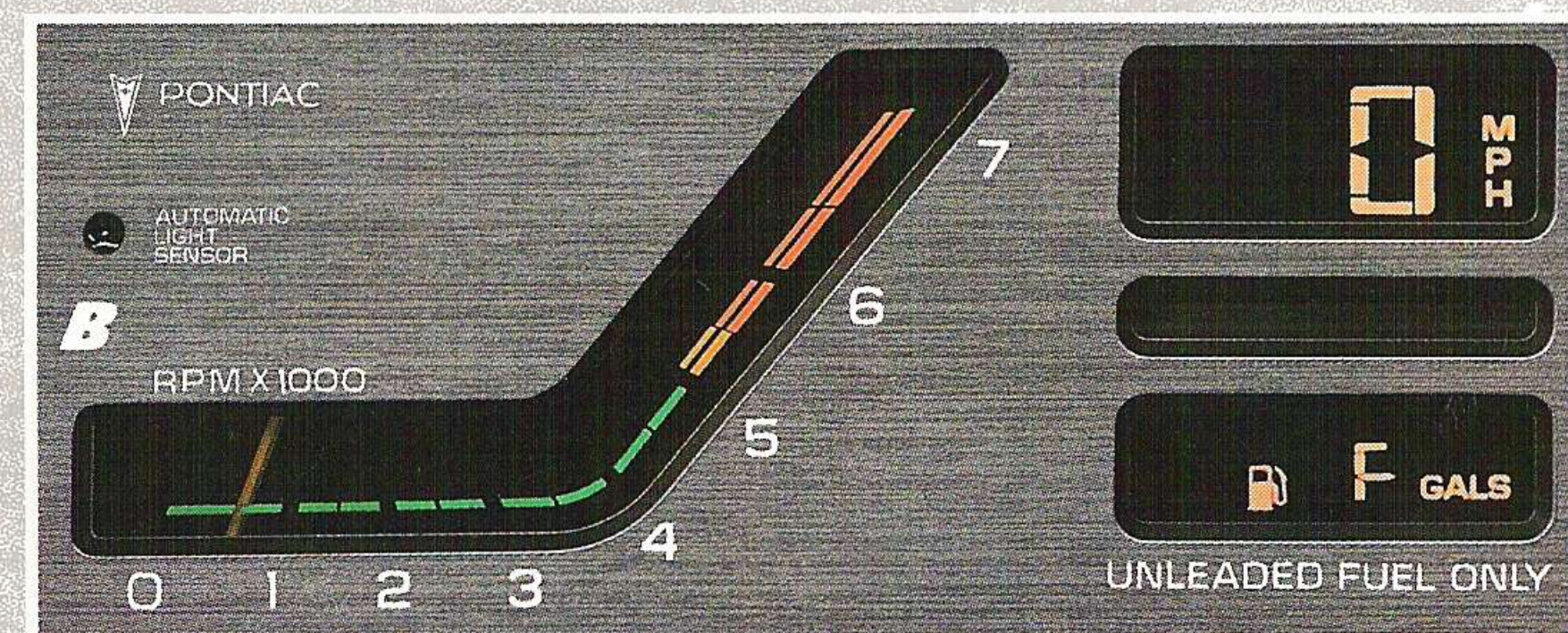



PONTIAC GRAND AM

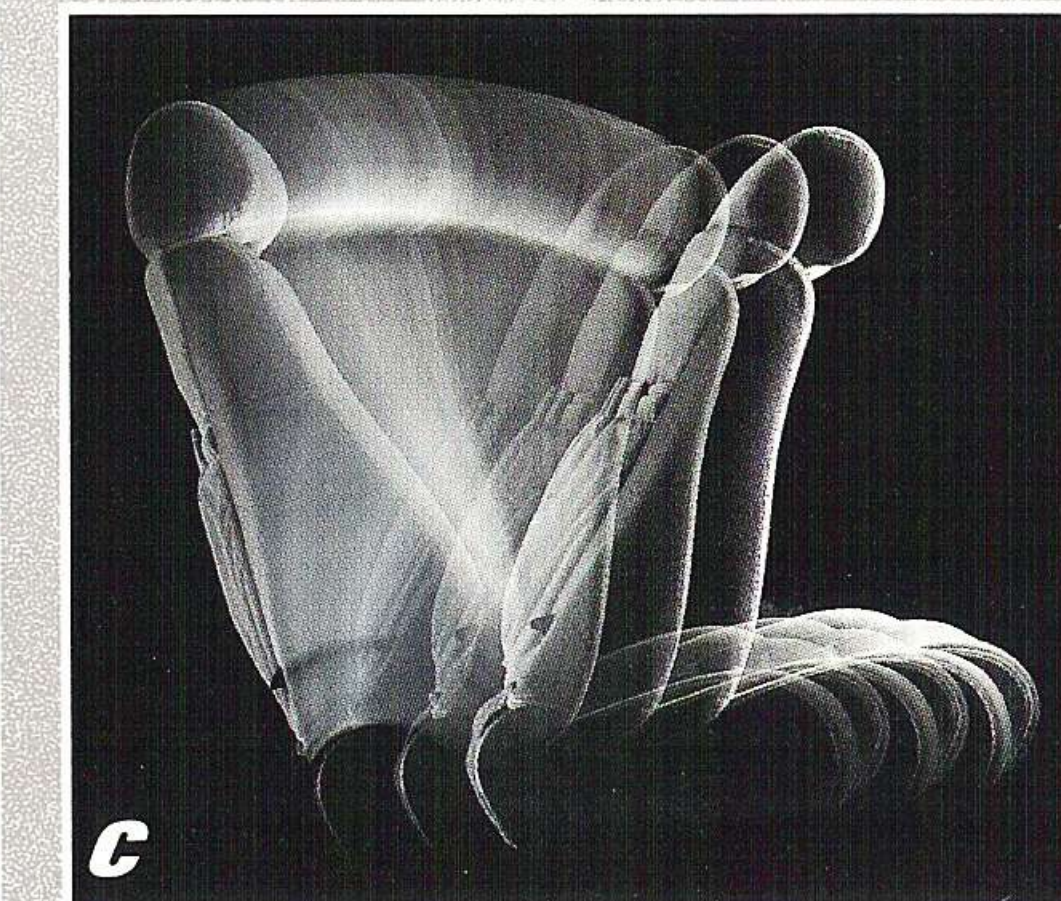
The new Grand Am is the latest expression of Pontiac road car philosophy.

The detailed exterior begins with its handsomely executed front end design. The contemporary Pontiac split-grille enhances aerodynamic performance and is flanked by twin rectangular headlamps (shown with available fog lamps). The horizontally-ribbed bumpers gracefully blend with the substantial body side moldings (standard on LE, shown), contributing to the total harmony of Grand Am. The flush-fitting, aerodynamically raked windshield and the dramatic convex rear window combine with the curved rear quarter glass to give the Grand Am a distinctive character all its own.

The available Rally instrumentation (A) features analog tachometer, digital electronic speedometer and fuel level monitoring (B). Temperature, oil pressure and volt gages are also included with Rally instrumentation (C). Convenient fingertip switches are included for the lights (D), as well as the windshield wipers, shown with available controlled cycle feature (E). Also available is "Touch Control" ETR™ AM stereo/FM stereo with cassette, seek-scan and graphic equalizer (F).



Built for the individual who can truly appreciate responsive, exciting road machinery.



The essential characteristic of the new Grand Am is outstanding roadability. Featuring front-wheel-drive performance, the Grand Am and Grand Am LE include power rack and pinion steering, power front disc brakes, a tuned front stabilizer and semi-independent rear suspension, all standard.





A special Driver's Package is available featuring P215/60R14 Goodyear Eagle GT radials* mounted on hi-tech turbo cast aluminum wheels (shown on LE), sport-tuned front and rear stabilizers and more.

Grand Am is powered by an advanced 2.5 liter 4-cylinder engine featuring electronic fuel injection, roller valve lifters and swirl-port combustion chambers. A precise 5-speed manual gearbox is standard, and a 3-speed automatic is available. For even more performance, you can order an available 3.0 liter V-6 with multi-port fuel injection (requires available automatic transmission).

The Grand Am LE features reclining front bucket seats with adjustable headrests (A). An integral floor console is standard on both Grand Am models (B). For easy rear seat entry, the right front seat slides forward automatically when released (C).

*CAUTION: For use with tire chains, see Owner's Manual.

With its extraordinary range of colors, Grand Am can be tailored to your personal taste.



The best way to personally tailor your Grand Am is by careful selection of color. With Grand Am, the bumpers are gray, and a narrow body side molding is provided. By ordering the available wide body side molding, bumpers become body color coordinated. There are 13 basic Grand Am colors to choose from (far left) and 13 corresponding wide body side molding accent colors. When the LE is ordered, the wide body side moldings are standard. In addition, lower body accent paint is applied to match the color of the molding. You can also order the available Grand Am custom wheel covers (A, far left) in a body accent color (standard on LE).

Available Grand Am wheels include the 13" sport tech cast aluminum (A, center) and the 14" hi-tech turbo cast aluminum (A, right). The Grand Am trunk area (B) features 13.0 cu. ft. of usable luggage space. Grand Am's standard 2.5 liter 4-cylinder engine (C) features fuel injection for smooth, responsive power.

**Flat-out fun to drive,
this Pontiac does it all.**



PONTIAC FIERO GT

Introducing the exciting Fiero GT. Its slippery aero nose, special ground effect side skirts and available rear wing spoiler are all derived from the fabulous 1984 Indianapolis 500 "Indy Fiero" pace car.



Propelling this superb shape is a mid-mounted 2.8 liter V-6 engine with multi-port fuel injection. Its imposing power is transmitted to the road through a rugged 4-speed manual gearbox (a 3-speed automatic is available).

Fiero GT responds with rack and pinion steering. Fully independent suspension. And a WS6 performance package that includes specially tuned shocks and springs, and Goodyear Eagle GT radials mounted on 14" hi-tech cast aluminum wheels.

Fiero GT. A proud addition to the ranks of world-class sports cars, only from Pontiac.

You'll find Fiero's interior environment a most rewarding place to enjoy driving (Fiero SE Coupe interior shown) (A).

A standard freestanding pod contains an electric speedometer, fuel, temperature and oil pressure gages plus a 6000 RPM tachometer (B). A full-length console houses Fiero's shifter (C). And a host of Fiero options includes the exciting new 2.8 liter V-6 engine (D) (standard on Fiero GT, not available on Fiero).



**America's first and only
mid-engine production car.**



PONTIAC FIERO

Perhaps no car in the world deserves to be called "one of a kind" more than Pontiac Fiero. Its engine is mounted behind the driver for superb weight distribution and balance. Its race car derived "space frame" design gives Fiero structural strength without excess weight.

After fabrication, the space frame is precisely located in a "mill and drill" machine (A). Then, 39 pads are "milled and drilled" to accept fasteners that hold the outside body panels in place.


Next, all mechanical components are assembled to the space frame (B). Then trim and body panels are installed (C).

Fiero's Enduraflex™ body panels actually resist dents (D&E), and will never rust!

For 1985, Fiero Sport Coupe (in white) and Fiero SE (in new light gray metallic) offer even more fun and excitement.

An improved 2.5 liter 4-cylinder engine featuring swirl-port combustion chambers, fuel injection and new roller valve lifters. And this year, a new 5-speed gearbox is standard.

Or, you can choose Fiero Sport Coupe's or SE's newly available prime mover: a 2.8 liter V-6 coupled to a smooth shifting 4-speed manual gearbox. A 3-speed automatic is also available with both engines.



**The most serious piece of
machinery we put on the road.**



PONTIAC FIREBIRD TRANS AM

The shape is lean, low and wicked. Undeniably aerodynamic. Instantly recognizable. It's Trans Am for 1985, the most serious machine we offer today's driving enthusiast.




Trans Am is equipped with a big 5.0 liter 4-bbl. V-8 engine. A crisp 5-speed manual gearbox. And the very competent Y99 suspension that includes large (32mm front/23mm rear) stabilizers, 15" Goodyear Eagle GTs and modified MacPherson front struts.

Or, order the available WS6 special performance package for the ultimate Trans Am experience. It includes gas pressurized shocks, 16" x 8" hi-tech wheels with P245/50VR16 tires* (shown), larger (34mm front/25mm rear) stabilizers, 4-wheel disc brakes and quick-ratio power steering.

Trans Am's available interior (A) features articulated reclining front seats with six areas of adjustment including lumbar support. And there's also an available overhead console (B) that includes a reading lamp, flashlight and handy storage pocket.

Match all this with Trans Am's newly available 5.0 liter High Output V-8 engine (C) with tuned-port fuel injection (requires available auto. trans.), and your command of the road will be unrivalled.

*CAUTION: For use with tire chains, see Owner's Manual.



Sophisticated engineering, aerodynamic styling and performance in the Firebird tradition.



PONTIAC FIREBIRD



The 1985 Firebird SE makes a striking automotive statement. But beyond its stunning appearance is engineering that also makes SE a very capable road car.

Start with the 2.8 liter V-6 engine with advanced multi-port fuel injection. A standard 5-speed manual gearbox. And a suspension system with front and rear stabilizers, MacPherson front struts and a torque arm/track bar rear design for impressive roadability and response.

Or, order the available Y99 Rally Tuned suspension with quick-ratio power steering, large front and rear stabilizers, available required P215/65R15 tires and 15" wheels to help give you even greater response and road feel.

Firebird for 1985 is vivid evidence of Pontiac's commitment to value and performance. It's highlighted by retractable halogen headlamps, and such available features as diamond spoke wheels and two-tone paint (shown).

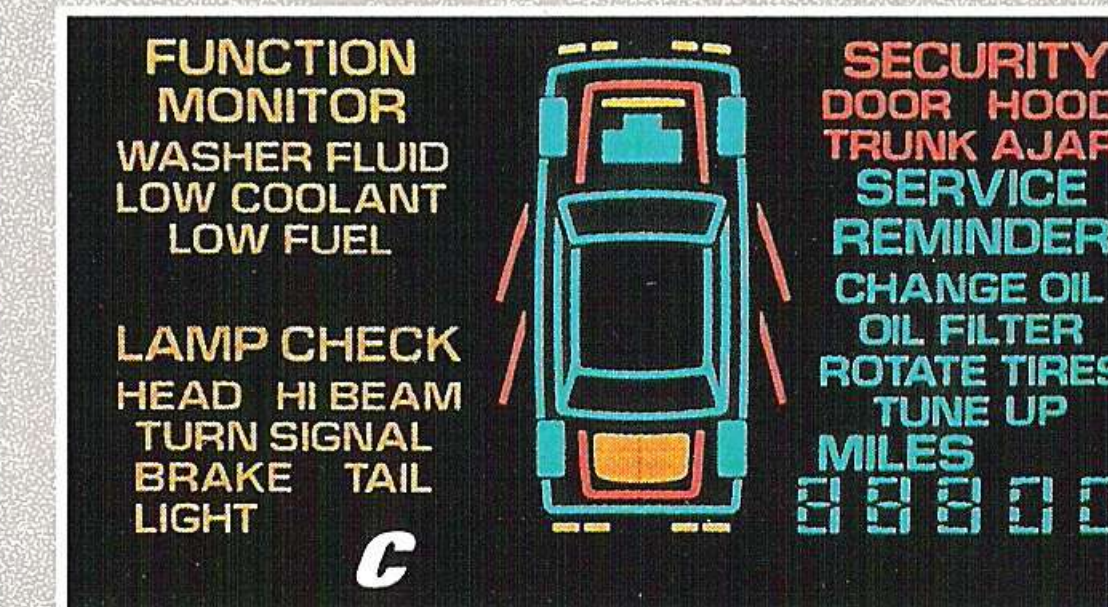

A 2.5 liter 4-cylinder engine with fuel injection is standard. As is a 5-speed manual gearbox. You can also order the available 4-speed automatic.

The standard floor console (A) provides storage space and places switches for available power windows and mirrors within easy reach. And there's even a full set of gages including tachometer (B) (available on Firebird).

**America's performance
sedan gets even better.**



PONTIAC 6000 STE



For 1985, Pontiac 6000 STE strengthens its position as "America's performance sedan" with multi-port fuel injection on its 2.8 liter V-6 engine. This powerplant is mated to a specially developed STE suspension that includes firmer effort power rack and pinion steering, front and rear stabilizers, and P195/70R14 Good-year Eagle GT tires. You also get a 3-speed automatic transmission, front-wheel drive, power 4-wheel disc brakes and advanced Electronic Ride Control (E.R.C.).


Outside, there are new front and rear fascias, tone-on-tone paint, blacked-out trim, ventilated cast aluminum wheels with wheel locks, dual stainless steel exhaust outlets, four halogen headlamps with two inboard driving lamps and front air dam.

The interior of the 6000 STE (A) includes fully reclining 45/45 front seats with available eight-way power adjustment. And its electronic instrumentation features digital speedometer and analog tachometer (B). The Driver Information Center (C) provides detailed readings of STE's inner workings. New for 1985 are the full-width, neutral density tail lamps (D).

**An emphasis on road worthiness
with outstanding response.**



PONTIAC 6000



The Pontiac 6000 and 6000 LE take dramatic advantage of aerodynamic research to reduce wind noise and drag. And for 1985, every Pontiac 6000 features sleek new front and rear fascias and a purposeful new grille.

Pontiac 6000 also features a responsive combination of standard front-wheel drive, power rack and pinion steering, MacPherson strut front suspension, power front disc brakes, and front and rear stabilizer bars. Plus a standard 2.5 liter 4-cylinder engine with fuel injection.

The 6000 LE interior (A) offers available 45/45 front seats with optional console. And you can also get the newly available electronic instrument panel (B—not available with diesel engine) that includes a tachometer, odometer and full set of gauges.

The beautiful new 6000 LE Wagon (C) has room for up to eight adults with its available rear facing seat or over 74 cubic feet of cargo space.

**Out to set a new world's
record for fun!**



PONTIAC SUNBIRD S/E TURBO

Last year, some of America's most critical automotive journalists put the Pontiac Sunbird S/E Turbo through rigorous testing procedures and serious technical analysis. Their general consensus? Sunbird S/E Turbo is a kick!

Now, Sunbird is back with further proof that as turbos go, it's not only one of the world's most advanced but also one of the most fun.

You won't shy away from challenging curves with Sunbird S/E Turbo's WS6 performance handling package as standard equipment. You get special front and rear springs and shocks, power steering, 14" hi-tech cast aluminum wheels, and Good-year Eagle GT radials (shown) for quick response and impressive roadability.

All these standard features add up to high-spirited Pontiac driving excitement!


If you worship the sun as much as the road, get into Pontiac Sunbird LE Convertible (A).

Power windows and power steering are standard. As is that outstanding Pontiac roadability. Rain or shine.

For extra excitement, order the 1.8 liter, overhead cam, turbocharged 4-cylinder engine with multi-port fuel injection (B) (Standard on S/E).



A



B

Who says turbos have all the fun?



PONTIAC SUNBIRD

Pontiac injects enthusiastic performance and exceptional styling into every Sunbird.


Standard features include a 1.8 liter, overhead cam, 4-cylinder engine with fuel injection for smooth, responsive performance. Five-speed manual gearbox. Rack and pinion steering. Front-wheel drive. Plus, all-season radials.

If you want a little more out of your Sunbird, order the LE Sedan. It features new front bucket seats, handsomely detailed interior trim, and an acoustics package that helps insulate you from city and highway noise.

While Sunbird Wagon may appear to be most practical, its main purpose is fun! Fold down the rear seat for beach gear or lots of luggage.

Why not push Sunbird excitement all the way? Order the available Y99 Rally Tuned suspension (on Sunbird and LE).

Sunbird S/E's standard instrumentation puts tachometer, trip odometer and turbo boost gage in clear view (A). S/E and LE feature new fully reclining front bucket seats with improved lumbar support and contoured headrests (B). With Sunbird's Turbo option you get distinctive rear turbo identification (C).



**Luxury and style that's
unmistakably Pontiac.**



PONTIAC GRAND PRIX


The 1985 Grand Prix continues to be one of the premier personal luxury cars available in America today.

Power steering, power brakes, automatic transmission, full coil suspension, custom wheel covers, electric clock, deluxe cushion steering wheel and a responsive V-6 engine are all standard equipment.

If you like an even sportier touch, Grand Prix LE (far left) is for you. Twin sport mirrors and an exclusive bright trim package accent the exterior, while luxury door trim panels, notchback seats and a four-spoke sport steering wheel put the final touches on the interior.

The Pontiac Grand Prix Brougham (A) combines uncommon luxury with a taste for the open road. Such luxuries as power windows, luxury cushion steering wheel, 55/45 split seat with center arm support and door-mounted courtesy lamps are all standard equipment. Its deep carpeting is an elegant Brougham feature.

Grand Prix's available Rally instrumentation gives you vital information at a glance (B). Exclusive textured seating (C) is standard on Brougham.



**Contemporary styling
with traditional luxury.**



PONTIAC BONNEVILLE



A



B



C

The Bonneville is a contemporary automobile with a long tradition of luxury and ample room for six. Standard features include a padded notchback seat with fold-down center armrest, a deluxe cushion steering wheel and simulated teak-wood grain instrument panel trim.

Bonneville Brougham (far left) is built for those who expect that added touch of grace. Opera lamps set the mood as the available Cordova top tastefully accents the roofline (shown). Inside, Brougham pampers you with such standard features as plush carpeting and a deeply contoured 55/45 split seat with center arm support.

Slide behind the wheel and admire the fine detailing inside. Next, chimes, not buzzers, momentarily remind you to buckle up.

Bonneville LE (A) is sharp, sporty, but still long on luxury.

Drop it in drive and feel the power of its standard 3.8 liter V-6 engine or the added responsive power of the available 5.0 liter V-8. Sense the stability of the full coil suspension as it keeps a firm, yet comfortable, grip on the road.

Bonneville Brougham's 55/45 split seat allows individual adjustments for driver and passenger (B). Bonneville LE's instrument panel keeps you well-informed (C).

**Distinctive, full-size luxury
from Pontiac.**



PONTIAC PARISIENNE


Meet Parisienne. Here is full-size luxury and elegance that glides down open roads and smooths out city streets while comfortably seating six adults. Outside, Parisienne is distinctive, well-styled and tastefully appointed. Inside, it is spacious, quiet and richly detailed.

With its full coil suspension and standard responsive 4.3 liter V-6 with fuel injection or your choice of an optional gasoline or diesel V-8 engine, Parisienne is built to travel the road... gracefully.


For the ultimate in Pontiac luxury, drive Parisienne Brougham. Slide behind the wheel and relax in the deeply padded contours of its standard 55/45 split seat with center arm support and reclining passenger backrest.

The 1985 Parisienne Wagon (A) is a blend of luxury and function. Not only can it carry eight adults in total comfort and style, but fold down the back seats and it becomes a workhorse with a 4' wide cargo floor.

The luxurious padded seating of the Parisienne Brougham (B) makes driving a relaxing and enjoyable experience. Parisienne's available instrumentation (C) gives an easy view of all monitored functions, keeping you well-informed.



**Practical driving fun
from Pontiac!**





PONTIAC 1000

Whether Pontiac 1000 is your first experience with Pontiac or another in a long line, you're in for an exciting, practical car driven by Pontiac's passion for the road! It includes a 1.6 liter 4-cylinder engine. Rack and pinion steering. And full coil suspension, all standard.





Make the most of your Pontiac 1000 with its available sport package (shown): 25mm front stabilizer bar, rear stabilizer bar, tuned shock absorbers and cast aluminum wheels (steel-belted blackwall radials required at extra cost).





Pontiac 1000's fully reclining front bucket seats (A) come in standard vinyl or available custom cloth. Pontiac 1000's standard instrument panel features informative gages and easy-access controls (B). There's a 5-speed manual gearbox (C), available on both three- and five-door hatchbacks (3-speed automatic also available). Best of all, your Pontiac 1000's 1.6 liter overhead cam engine is a responsive performer (D).



PONTIAC POWER FOR 1985





From the 1.6 liter Pontiac 1000 to the 5.0 liter High Output Firebird Trans Am, the 1985 Pontiacs are equipped with engines that deliver excellent performance and drivability. The following is a partial listing of the 1985 Pontiac engine/drivetrain combinations.

| SPECIFICATIONS | ORDERING CODE | MODEL(S) | STD. TRANSMISSION | OVERALL TOP GEAR RATIO | |
|---|---|-----------------------------|-------------------|------------------------|------|
|  1.8 liter overhead cam (OHC) 4-cylinder engine with electronic fuel injection | LH8 | Sunbird | 5-speed manual | 2.55 | |
|  1.8 liter overhead cam turbocharged 4-cylinder engine with multi-port fuel injection | LA5 | Sunbird (Opt.)* | 4-speed manual | 3.32 | |
| | LA5 | Sunbird S/E | 4-speed manual | 3.32 | |
|  2.5 liter 4-cylinder engine with electronic fuel injection | *N.A. on Sunbird wagon. | | | | |
| | Horsepower: (LQ9) 88 @ 4400 RPM* (LR8 & L68) 92 @ 4400 RPM* Torque: (LQ9) 132 lbs.-ft. @ 2800 RPM* (LR8 & L68) 134 lbs.-ft. @ 2800 RPM* Compression ratio: 9.0:1 Bore x stroke: 4.00 x 3.00 Cylinder block and head: Cast iron Cylinder head: Swirl-port Intake manifold: Aluminum Crankshaft: Nodular cast iron Exhaust manifold: Stainless steel Exhaust system: Single, with catalytic converter *See your dealer for specific model horsepower and torque specifications. | LR8 | Fiero | 5-speed manual | 2.48 |
| | LQ9 | Firebird | 5-speed manual | 3.42 | |
| | L68 | Grand Am | 5-speed manual | 2.48 | |
|  2.8 liter V-6 engine with multi-port fuel injection | LR8 | 6000 | 3-speed automatic | 2.39 | |
| | L44 | Fiero Sport Coupe/SE (Opt.) | 4-speed manual | 2.96 | |
| | L44 | Fiero GT | 4-speed manual | 2.96 | |
| | LB6 | 6000 STE | 3-speed automatic | 3.18 | |
| | LB6 | 6000 (Opt.) | 3-speed automatic | 2.84 | |
| | LB8 | Firebird (Opt.) | 5-speed manual | 2.67 | |
| *See your dealer for specific model horsepower, torque and compression specifications. | | LB8 | Firebird SE | 5-speed manual | 2.67 |

| | SPECIFICATIONS | ORDERING CODE | MODEL(S) | STD. TRANSMISSION | OVERALL TOP GEAR RATIO |
|--|---|---------------|--------------------|-------------------|------------------------|
|  3.0 liter V-6 engine with multi-port fuel injection | Horsepower: 125 @ 4900 RPM Torque: 150 lbs.-ft. @ 2400 RPM Compression ratio: 9.0:1 Bore x stroke: 3.8 x 2.66 Cylinder block and head: Cast iron Intake manifold: Aluminum Crankshaft: Nodular cast iron Exhaust manifold: Stainless steel Exhaust system: Single, with catalytic converter | LN7 | Grand Am (Opt.) | 3-speed automatic | 2.84 |
|  5.0 liter V-8 engine with 4-bbl. | Horsepower: 150 to 170* Torque: 235 to 250 lbs.-ft.* Compression ratio: 8.6:1 Bore x stroke: 3.74 x 3.48 Cylinder block and head: Cast iron Intake manifold: Aluminum Crankshaft: Nodular cast iron Exhaust manifold: Cast iron Exhaust system: Single, with catalytic converter *See your dealer for specific model horsepower and torque specifications. | LG4 | Trans Am | 5-speed manual | 2.06 |
| | | LG4 | Firebird SE (Opt.) | 5-speed manual | 2.06 |
| | | LG4 | Parisienne (Wagon) | 4-speed automatic | 2.73 |
| | | LG4 | Bonneville (Opt.) | 3-speed automatic | 2.29 |
| | | LG4 | Grand Prix (Opt.) | 3-speed automatic | 2.29 |
|  5.0 liter High Output V-8 engine with 4-bbl. | Horsepower: 190 @ 4800 RPM Torque: 240 lbs.-ft. @ 3200 RPM Compression ratio: 9.5:1 Bore x stroke: 3.74 x 3.48 Cylinder block and head: Cast iron Intake manifold: Aluminum Crankshaft: Nodular cast iron Exhaust manifold: Cast iron Exhaust system: Single, with catalytic converter | L69 | Trans Am (Opt.) | 5-speed manual | 2.33 |
|  5.0 liter High Output V-8 engine with tuned-port fuel injection | Horsepower: 210 @ 4400 RPM Torque: 270 lbs.-ft. @ 3200 RPM Compression ratio: 9.5:1 Bore x stroke: 3.74 x 3.48 Cylinder block and head: Cast iron Intake manifold: Aluminum Crankshaft: Nodular cast iron Exhaust manifold: Cast iron Exhaust system: Single, with catalytic converter | LB9 | Trans Am (Opt.) | 4-speed automatic | 2.29 |

PONTIAC SOUND SYSTEMS FOR 1985

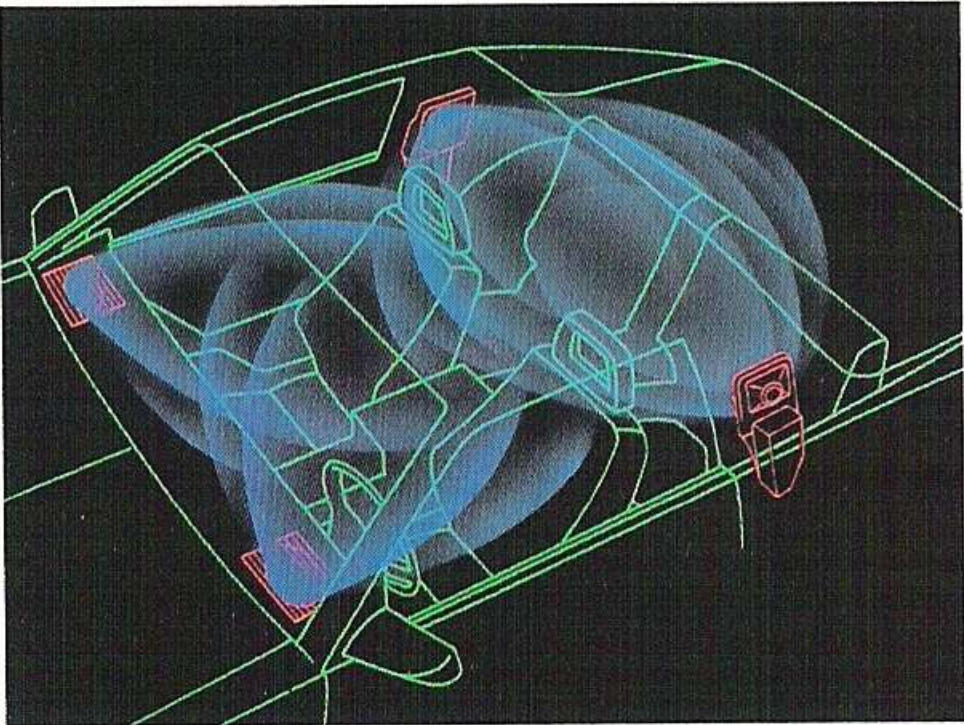
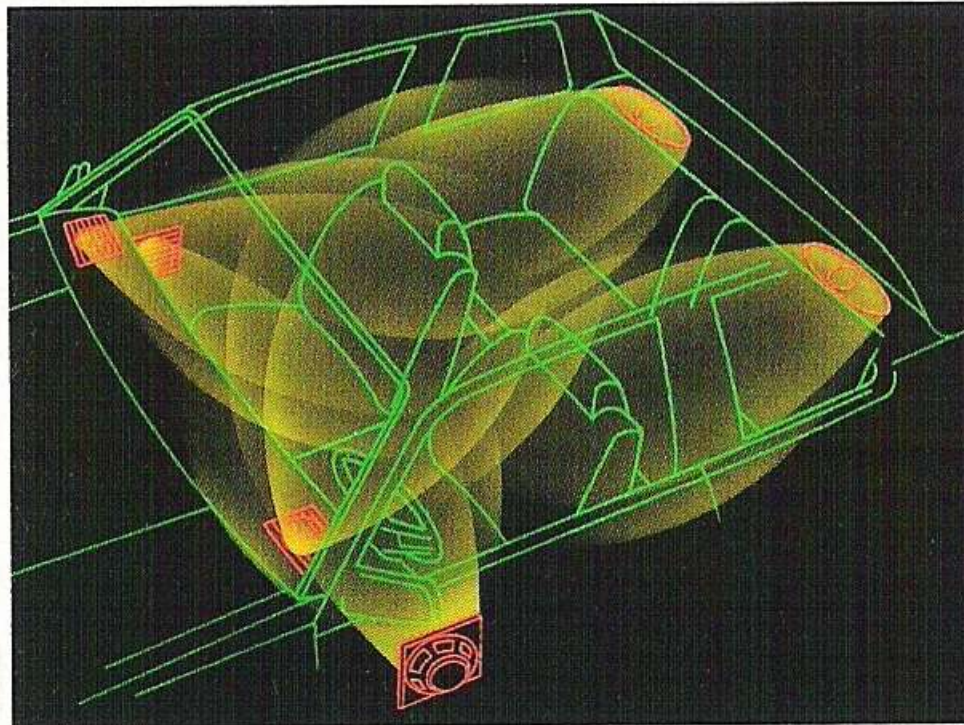
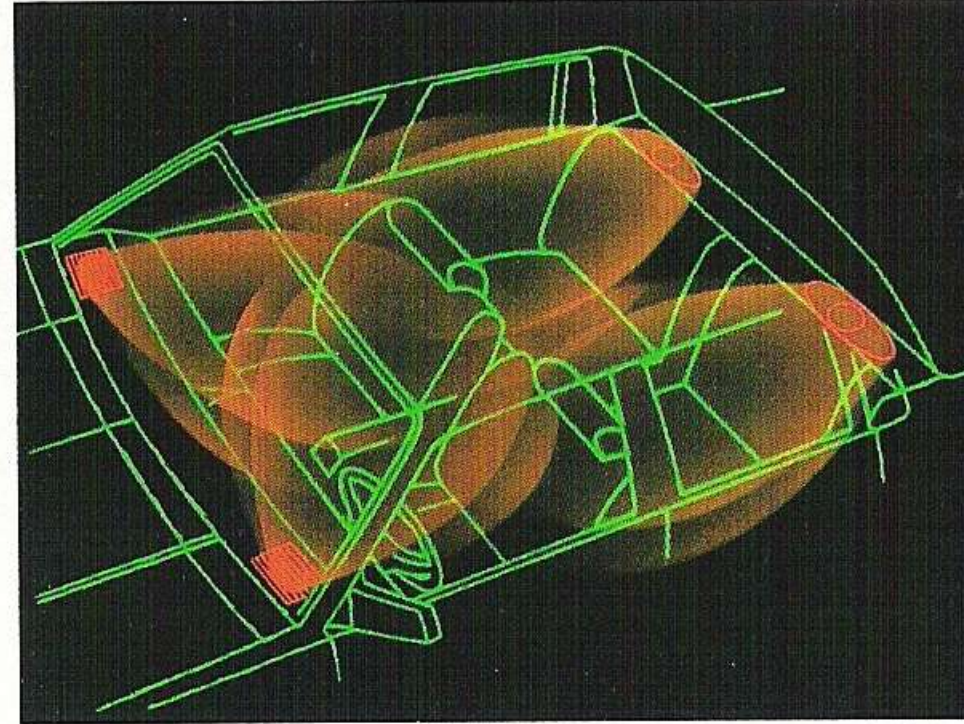
Pontiac offers one of the most complete lines of available radio/sound systems in the industry today with everything from graphic equalizers to new AM stereo. So whether your taste is classic Mozart or Daryl Hall & John Oates, Pontiac has a sound system to fit your needs. The following is a partial listing of the fine Delco-GM radio receivers you can order.

| SPECIFICATIONS | ORDERING CODE | SPECIAL FEATURES | AVAILABILITY |
|---|---------------|---|--|
|  ETR™ AM/FM Stereo with Clock | UL1 | • "ETR" stands for Electronically Tuned Receiver. That means tuning is all electronic and far more accurate than ordinary mechanically tuned radios. Stations are precisely locked in and continuously "fine tuned" by advanced microprocessor controlled circuitry. The UL1 receiver also features a digital clock that's quartz crystal controlled for greater accuracy. Just touch a button, and either time or station frequency is displayed on the receiver's digital readout. | All models except Pontiac 1000, Grand Prix and Bonneville. |
|  AM/FM Stereo with Seek-Scan, Auto Reverse Cassette and Digital Clock | UM6 | • "Seek and Scan" makes for great listening on long trips. If the station you're tuned to fades out or becomes noisy, the Delco-GM UM6 seeks out the next strong signal and locks it in automatically. Choose the "scan" mode, and the receiver gives you a short sample of each station's programming so you can select the best sounds around. Or plug in your favorite cassette, and the auto reverse cassette deck plays both sides without the need to turn over the tape. | All models except Pontiac 1000, Grand Prix and Bonneville. Similar model without clock (UK5) available on Grand Prix and Bonneville. |
|  AM Stereo/FM Stereo with Seek-Scan, Search-Replay, Auto Reverse Cassette, Graphic Equalizer and Clock | UX1 | Now many AM radio stations are able to broadcast in stereo just as their FM counterparts do. And for 1985, the Delco-GM UX1 receiver brings this exciting new kind of stereo to selected Pontiac models. Just tune to any station using the new C-Quam® AM stereo broadcast system, and you're ready to enjoy great sound. The UX1 receiver also offers a superb stereo cassette player with a "search-replay" feature that allows you to repeat a song you like or skip one you don't. | All models except Pontiac 1000 and Sunbird. Requires available Rally cluster on Bonneville and Grand Prix. |
|  "Touch-Control" ETR™ AM Stereo/FM Stereo with Seek-Scan, Search-Replay, Auto Reverse Cassette, Graphic Equalizer and Clock | UT4 | With the Delco-GM UT4 "Touch Control" receiver you don't spend your time twisting knobs to get great sound. Just touch a button and the UT4 is tuned in. Touch again and you've adjusted the volume. Then with a few taps of the "balance" and "fader" buttons you're all set for your favorite car tunes. The UT4 also gives you new C-Quam® AM stereo plus a five-band graphic equalizer that lets you adjust the receiver's bass, mid-range and treble frequency response to suit your own tastes. | All models except Pontiac 1000, Grand Prix, Bonneville and Parisienne. Standard on Pontiac 6000 STE. |

™DNR is a trademark of National Semiconductor Corporation
®C-Quam is a registered trademark of Motorola, Inc.

PONTIAC PERFORMANCE SOUND SYSTEMS

Pontiac audio engineers, working with GM-Delco Electronics Division, have developed three specific performance sound systems. These premium sound systems are carefully "tuned" to the listening environment of each car model for optimum sound performance.

| | SPECIFICATIONS | ORDERING CODE | SPECIAL FEATURES | AVAILABILITY |
|--|---|---------------|---|--|
|  | <ul style="list-style-type: none">• Two 4" X 6" coaxial front-mounted speakers• Two 4" X 6" coaxial speakers and two 5¼" subwoofer speakers housed in rear-mounted "tuned port" enclosures• Separate power amplifier to drive subwoofers• Separate on/off subwoofer switch with gain control | UQ7 | The subwoofer speaker systems included with Firebird Performance Sound are truly special. You get two 4" X 6" coaxial speakers and two 5¼" low frequency (subwoofer) speakers mounted in a pair of "tuned port" enclosures. The tuned port principle has been used for years in expensive home stereo systems because of its superior ability to reproduce full, rich bass tones. And to help compensate for the ear's reduced sensitivity to low frequency sound, Firebird's subwoofers have their own power amplifier for bass you can really hear. | All Firebird models with available UU9, UL1, UM6, UX1 or UT4 radios. |
|  | <ul style="list-style-type: none">• Two 4" extended range front-mounted speakers• Two 6" X 9" coaxial rear-mounted speakers• Two 5¼" coaxial door-mounted speakers with separate power amplifier• Separate on/off switch for door mounted speakers | UW4 | The speakers that produce the grand sound in the new Grand Am Performance Sound System aren't the kind you usually find attached to a car radio. Each of Grand Am's speakers features a large, pliable cone to reproduce bass and low mid-range frequencies. Mounted in the center of these larger speakers are smaller "tweeter" speakers to more faithfully reproduce mid-range and treble frequencies. You'll find premium "coaxial" speakers in all Pontiac Performance Sound Systems. | All Grand Am models with available UU9, UL1, UM6, UX1 or UT4 radios. |
|  | <ul style="list-style-type: none">• New "Touch Control" ETR™ AM Stereo/FM Stereo Cassette Receiver• Two 4" X 6" coaxial front-mounted speakers• Two 6" X 9" coaxial rear-mounted speakers | STE | One of the best things about this Pontiac Performance Sound System is that it comes standard on Pontiac 6000 STE. And because STE is a very special car, a very special radio is part of the system. The new Delco-GM "Touch Control" ETR AM Stereo/FM Stereo Cassette Receiver. See the previous page for more details. | Standard on Pontiac 6000 STE. |

PONTIAC CUSTOMER SATISFACTION FOR 1985

CPS Customer satisfaction starts even before you become a customer. It begins the moment you cross the threshold into a Pontiac dealership, by having a trained knowledgeable staff on hand to answer your questions—all your questions—no matter how technical. And that's what our Certified Product Specialist (CPS) Program is all about. Pontiac salespeople from all across the country are constantly being trained in Engine Technology, Transmissions, Drivetrains, Brakes, Electrical Systems, even Body Design and Construction. Only when they have demonstrated a comprehensive knowledge of the Pontiac product are they awarded the title Certified Product Specialist.

VIP Customer satisfaction also means delivering Pontiacs that are as problem-free as is humanly possible. Toward that end we have instituted a Vehicle Inspection Procedure (VIP) at all Pontiac dealerships. Under this system, every Pontiac must be triple-checked before it is delivered. First by the Service Department when the car arrives from the factory. By the salesperson as the vehicle is being "prepped" for delivery. And finally by you—the customer—during a test drive with the salesperson. Then, when your new Pontiac has passed all these inspections the salesperson will turn the keys over to you.

STAT Customer satisfaction doesn't end in the showrooms. It extends all the way to the service bays, where Pontiac is installing a new STAT (Service Technical Assistance by Telephone) Hotline to help our service technicians. Suppose a Pontiac technician is working on your car, and he needs expert assistance. Now all he will have to do is call the STAT Hotline, which will connect him with the experts at Pontiac Service Engineering. Together, starting with your car's symptoms and with the help of a comprehensive data base, they will diagnose the problem and recommend corrective action. The result? Improved service... the first time in.

GMPP Of course, every new Pontiac comes with a comprehensive GM New Vehicle Limited Warranty. But if you want additional coverage, the GM Protection Plan may be for you. This available coverage (standard on the Pontiac 6000 STE) provides additional protection against the cost of UNEXPECTED REPAIRS plus an allowance for towing and expenses during and after the GM New Vehicle Limited Warranty period. The plan covers ten major component assemblies, plus most seals and gaskets. All you pay is a small deductible charge per visit. And it's transferable.

The plan offers an allowance toward the cost of a RENTAL VEHICLE should your car be inoperable and kept overnight for repairs covered by the GM New Vehicle Limited Warranty or the Protection Plan. Anyone who signs up for the GM Protection Plan can also apply for a GM Protection Card. The card can provide a credit line which allows you to finance the cost of the Plan, and provides an additional credit line of \$500 to purchase services, parts and accessories for your covered vehicle at any participating GM dealership.

But the benefits don't end there. Cardholders will also receive from GM, at no additional charge, a 12-month Transportation Benefits Package which provides trip interruption coverage, trip routing, special rates on car rentals, and discounts on hotel and motel accommodations.

See your Pontiac dealer for complete details. (Available in United States and Canada only.)



Jack Nicklaus, spokesman,
Pontiac Customer Satisfaction

1985 PONTIAC FACTS & FIGURES

There's plenty of excitement in every new Pontiac. Take time to study Pontiac's long list of standard and available features. Then see your dealer about the exciting Pontiac Dollars Plus Option Program for 1985.

GRAND AM

| EXTERIOR FEATURES: | Grand Am | Grand Am LE |
|--|----------|-------------|
| Color coat/clearcoat paint | S | S |
| Dual rectangular headlamps with halogen high beams | S | S |
| Mirror, LH manual, gloss black | S | — |
| Moldings: Body side wide (color-coordinated) | A | S |
| Tires: (radial) "all-seasons" | | |
| P185/80R13 blackwall steel-belted | S | S |
| Two-tone paint | — | S |
| Wheels: Rally (13") | S | S |

INTERIOR FEATURES:

| | | |
|---|---|---|
| Acoustic insulation package | S | S |
| Carpet: Cut-pile "Trianon" | S | — |
| Deluxe "Thaxton" | — | S |
| Delco-GM AM radio (may be deleted for credit) | S | S |
| Deluxe seat belts (color-keyed) | S | S |
| Dual front radio speakers | S | S |
| Headlamp-on warning | S | S |
| Rear seat integral headrest | S | S |
| Reclining front bucket seats | S | S |
| Side window defogger | S | S |
| Sport, four-spoke steering wheel | S | S |
| Upshift indicator light (on manual cars only) | S | S |

ENGINEERING FEATURES:

| | | |
|---|---|---|
| 2.5 liter 4-cylinder engine with electronic fuel-injection | S | S |
| 5-speed manual transmission (not available with 3.0 liter V-6 engine) | S | S |
| Battery, Delco-GM Freedom® II | S | S |
| Extensive anti-corrosion protection | S | S |
| Front-wheel drive | S | S |
| GM Computer Command Control | S | S |
| MacPherson strut front suspension | S | S |
| Power front disc/rear drum brake system | S | S |
| Power rack and pinion steering | S | S |
| Stabilizer bar, front (24 mm) | S | S |

A PARTIAL LIST OF MAJOR OPTIONS; SEE YOUR DEALER FOR DETAILS

| | Grand Am | Grand Am LE |
|--|----------|-------------|
| Air conditioning | A | A |
| Center mounted stop lamp (not available with deck lid luggage carrier) | A | A |
| Cruise control, electronic, with resume speed and accelerate feature | A | A |
| Defogger, electric rear window | A | A |

A PARTIAL LIST OF MAJOR OPTIONS; SEE YOUR DEALER FOR DETAILS (CONT.)

| | Grand Am | Grand Am LE |
|--|----------|-------------|
| Driver Information Center—liquid crystal display with monitors: door ajar, headlamps, tail lamps, low washer fluid, low coolant and trunk ajar | A | A |
| Fog lamps (requires dome reading lamp) | A | A |
| Front seat armrest | A | A |
| Gages: | | |
| Instrument gages and electronic trip odometer (includes water temperature, oil pressure and voltmeter) | A | A |
| Instrument gages with analog tachometer, digital speedometer, fuel capacity and trip odometer (includes water temperature, oil pressure and voltmeter) | A | A |
| Lamps: | | |
| Dome reading lamp (includes rear quarter courtesy lamp) | A | A |
| Lamp Group (includes luggage compartment lamp, instrument panel courtesy lamps and tone generator warning—seat belts, keys) | A | A |
| Mirrors: | | |
| LH remote control RH manual | A | S |
| Electric-operated LH and RH with console switches | A | A |
| Illuminated visor vanity, RH | A | A |
| Power door locks | A | A |
| Power driver seat, six-way | A | A |
| Power windows with console switches | A | A |
| Radio equipment: | | |
| Delco-GM ETR AM/FM stereo with clock | A | A |
| Delco-GM ETR AM/FM stereo with seek and scan, auto reverse cassette and clock | A | A |
| Delco-GM ETR AM stereo/FM stereo with seek and scan, auto reverse cassette with search and replay, graphic equalizer and clock | A | A |
| Delco-GM "Touch-Control" AM stereo/FM stereo with seek and scan, auto reverse cassette with search and replay, graphic equalizer and clock | A | A |
| Six-speaker Pontiac performance sound system (requires power windows) | A | A |
| Rally Tuned suspension includes: 28mm front stabilizer bar and 21 mm rear stabilizer bar (1) | A | A |
| Steering wheels: | | |
| Luxury, four-spoke leather-wrapped | A | A |
| Sunroof, removable | A | A |
| Tires: (radials) | | |
| P185/80R13 whitewall steel-belted (2) | A | A |
| P205/70R13 blackwall steel-belted (requires Rally Tuned suspension RPO Y99) (2) | A | A |
| P205/70R13 white-lettered steel-belted (requires Rally Tuned suspension RPO Y99) (2) | A | A |
| P215/60R14 blackwall steel-belted (requires Rally Tuned suspension RPO Y99) (3) | A | A |

A PARTIAL LIST OF MAJOR OPTIONS; SEE YOUR DEALER FOR DETAILS (CONT.)

| | Grand Am | Grand Am LE |
|--|----------|-------------|
| P215/60R14 white-lettered steel-belted (requires Handling Package RPO Y99) (3) | A | A |
| Transmission: 3-speed automatic transmission with torque converter clutch | A | A |
| Wheels: | | |
| Rally trim rings | A | — |
| Custom wheel covers (gray) | A | A |
| Custom wheel cover (color-coordinated) | A | S |
| Sport tech cast aluminum 13" (lt. chestnut or gray) | A | A |
| Hi-tech turbo cast aluminum 14" (lt. chestnut or gray and requires Rally Tuned suspension) | A | A |
| Windshield wipers, controlled cycle | A | A |

S=STANDARD A=AVAILABLE —=NOT AVAILABLE
(1) Requires P205/70R13 or P215/60R14 tires. (2) All-season tires. (3) Requires available hi-tech turbo aluminum wheels (RPO N78).

ENGINES/TRANSMISSIONS

| Engine Ordering Code | Engine | Std./Opt. Engine | Trans. | Grand AM | Grand AM LE |
|----------------------|---|------------------|---------------------|----------|-------------|
| L68 | 2.5 liter 4-cyl. with electronic fuel injection | Std. | 5-spd. 3-spd. Auto. | S A | S A |
| LN7 | 3.0 liter V-6 with multi-port fuel injection | Opt. | 3-spd. auto. | A | A |

DIMENSIONS

| | Grand Am Mm. (in.) |
|-------------------------------------|--------------------|
| Exterior: Wheelbase | 2627 (103.4) |
| Overall length | 4509 (177.5) |
| Width | 1690 (66.5) |
| Overall height | 1333 (52.5) |
| Tread, front | 1410 (55.5) |
| Tread, rear | 1401 (55.2) |
| Interior—front: Headroom | 957 (37.7) |
| Legroom | 1090 (42.9) |
| Shoulder room | 1387 (54.6) |
| Hip room | 1314 (51.7) |
| Interior—rear: Headroom | 936 (36.9) |
| Legroom | 870 (34.3) |
| Shoulder room | 1402 (55.2) |
| Hip room | 1281 (50.4) |
| Trunk capacity (liters/cu. ft.) | 367.6 (13.0) |
| Fuel tank capacity (liters/gallons) | 51.5 (13.6) |

SUNBIRD

| EXTERIOR FEATURES: | Coupe | Sedan | Hatch-back | Wagon | LE Wagon | LE Coupe | LE Sedan | LE Conv. | S/E Coupe | S/E Sedan | S/E Hatch |
|---|-------|-------|------------|-------|----------|----------|----------|----------|-----------|-----------|-----------|
| Fog lamps | — | — | — | — | S | S | S | S | S | S | S |
| Moldings: Body side, wide (included with two-tone paint) | A | A | A | A | S | S | S | S | S | S | S |
| Tires (radials): P175/80R13 blackwall "all-seasons" steel-belted | S | S | S | S | S | S | S | S | — | — | — |
| Two-tone paint (available credit delete on S/E models) | A | A | A | A | A | A | A | — | S | S | S |
| Wheels: Hi-tech turbo cast aluminum 14" (a) | A | A | A | — | — | A | A | A | S | S | S |
| Rally | S | S | S | S | S | S | S | S | — | — | — |
| Custom wheel discs | A | A | A | A | S | S | S | S | — | — | — |
| INTERIOR FEATURES: | | | | | | | | | | | |
| Delco-GM AM radio without digital clock | A | A | A | A | S* | S* | S* | S* | S* | S* | S* |
| Folding split-back rear seat (included with luxury interior) | — | — | A | A | S | — | — | — | — | — | S |
| Gages, Rally cluster and instrument panel with tachometer and trip odometer (includes turbo boost gage w/turbocharged engine) (b) | A | A | A | A | A | A | A | A | S | S | S |
| Power windows | A | A | A | A | A | A | A | A | S | A | A |
| Steering wheels: Formula, three-spoke (c) | A | A | A | A | S | S | S | S | — | — | — |
| Formula, leather-wrapped, three-spoke | A | A | A | A | A | A | A | A | S | S | S |
| Trims: Luxury (incl. door map pockets, and assist straps in headliner except convertible) | A | A | A | A | S | S | S | S | S | S | S |
| Upshift indicator light (manual transmission equipped cars only) (d) | S | S | S | S | S | S | S | S | — | — | — |
| ENGINEERING FEATURES: | | | | | | | | | | | |
| 1.8 liter OHC 4-cyl. engine with electronic fuel injection | S | S | S | S | S | S | S | S | — | — | — |
| 5-speed manual transmission with overdrive (not available with 1.8L turbocharged engine RPO LA5) | S | S | S | S | S | S | S | S | — | — | — |
| Power front disc/rear drum brake system | S | S | S | S | S | S | S | S | S | S | S |
| Power steering (e) | A | A | A | A | A | A | A | S | S | S | S |
| Rally Tuned suspension (See dealer for details) | A | A | A | A | A | A | A | A | — | — | — |
| A PARTIAL LIST OF MAJOR OPTIONS; SEE YOUR DEALER FOR DETAILS | | | | | | | | | | | |
| Air conditioning, custom | A | A | A | A | A | A | A | A | A | A | A |
| Cruise control, electronic, with resume speed and accelerate feature | A | A | A | A | A | A | A | A | A | A | A |
| Defogger, electric rear window | A | A | A | A | A | A | A | — | A | A | A |
| 1.8 liter 4-cyl. OHC turbocharged engine with multi-port fuel injection (not available with 5-speed) (f) | A | A | A | — | — | A | A | A | S | S | S |
| Gages, Rally cluster | A | A | A | A | A | A | A | A | — | — | — |
| Headlamps, tungsten halogen (high-beam only) | A | A | A | A | A | A | A | A | A | A | A |
| Luggage carrier, rear deck lid | A | A | — | — | — | A | A | A | A | A | — |
| Power driver seat, six-way | A | A | A | A | A | A | A | A | A | A | A |
| Radio equipment: Delco-GM ETR "Touch-Control" AM stereo/FM stereo with seek and scan, cassette with search and replay and auto reverse, graphic equalizer and clock (g) | A | A | A | A | A | A | A | A | A | A | A |
| Seats, Lear Siegler adjustable custom bucket | A | A | A | — | — | A | A | A | A | A | A |
| Steering wheel, tilt | A | A | A | A | A | A | A | A | A | A | A |

A PARTIAL LIST OF MAJOR OPTIONS; SEE YOUR DEALER FOR DETAILS (CONT.)

| | Coupe | Sedan | Hatch-back | Wagon | LE Wagon | LE Coupe | LE Sedan | LE Conv. | S/E Coupe | S/E Sedan | S/E Hatch |
|---|-------|-------|------------|-------|----------|----------|----------|----------|-----------|-----------|-----------|
| Sunroof, removable glass | A | A | A | — | — | A | A | — | A | A | A |
| Tires (radials): "all-season" P195/70R13 blackwall steel-belted (h) | A | A | A | A | A | A | A | A | — | — | — |
| P205/60R14 Goodyear "Eagle GT" blackwall steel-belted (i) | A | A | A | — | — | A | A | A | S | S | S |
| P205/60R14 Goodyear "Eagle GT" White-lettered steel-belted (i) | A | A | A | — | — | A | A | A | A | A | A |
| Transmissions: | | | | | | | | | | | |
| 3-speed automatic with torque converter clutch | A | A | A | A | A | A | A | A | A | A | A |
| 4-speed manual with overdrive (i) | A | A | A | — | — | A | A | A | S | S | S |
| Wheels: Wheel trim rings | A | A | A | A | A | A | A | A | — | — | — |
| Turbo torque aluminum wheel 13" | A | A | A | A | A | A | A | A | — | — | — |
| Windshield wipers, controlled cycle | A | A | A | A | A | A | A | A | A | A | A |
| S=STANDARD A=AVAILABLE —=NOT AVAILABLE *May be deleted for credit. (a) Available with turbocharged engine only (RPO LA5). (b) Voltage indicated with telltale light. (c) Standard with luxury trim option (RPO B20). (d) Not available with turbocharged engine (RPO LA5). (e) Standard with 1.8 liter turbocharged engine (RPO LA5). (f) 1.8 liter turbocharged engine (RPO LA5) option includes P205/60R14 blackwall steel-belted radial tires, custom wheel covers, gages with tachometer, trip odometer and turbo boost gage, power steering, specific turbo identification, turbo hood louvers and WS6 turbo suspension. (g) Includes Pontiac performance sound acoustically matched response speakers. (h) Not available with 1.8 liter turbocharged engine (RPO LA5). (i) Not available with 1.8 liter engine (RPO LH8). | | | | | | | | | | | |

ENGINES/TRANSMISSIONS

| Engine Ordering Code | Engine | Std./Opt. Engine | Trans. | Coupe | Sedan | Hatch-back | Wagon | LE Wagon | LE Coupe | LE Sedan | LE Conv. | S/E Coupe | S/E Sedan | S/E Hatch |
|----------------------|---|------------------|-------------------|-------|-------|------------|-------|----------|----------|----------|----------|-----------|-----------|-----------|
| LH8(1) | 1.8 liter (110 CID) 4-cyl. with electronic fuel injection | Std. | 5-spd. man. auto. | S | S | S | S | S | S | S | S | — | — | — |
| LA5(1) | 1.8 liter (110 CID) turbocharged, 4-cyl. with multi-port fuel injection | Opt.* | 4-spd. man. auto. | S | S | S | — | — | S | S | S | S | S | S |

(1) Produced in Brazil. *1.8 liter turbocharged engine standard on S/E models.

| | Sunbird Coupe Mm. (in.) | Sunbird Sedan Mm. (in.) | Sunbird Wagon Mm. (in.) | Sunbird 3-Dr. Hatchback Mm. (in.) | Sunbird Convertible Mm. (in.) |
|-------------------------------------|-------------------------|-------------------------|-------------------------|-----------------------------------|-------------------------------|
| EXTERIOR: Wheelbase | 2571 (101.2) | 2571 (101.2) | 2571 (101.2) | 2571 (101.2) | 2571 (101.2) |
| Overall length | 4412 (173.7) | 4467 (175.9) | 4412 (173.7) | 4412 (173.7) | 4412 (173.7) |
| Width | 1675 (65.9) | 1682 (66.2) | 1682 (66.2) | 1692 (66.6) | 1675 (65.9) |
| Overall height | 1317 (51.9) | 1367 (53.8) | 1374 (54.1) | 1317 (51.9) | 1338 (52.7) |
| Tread, front | 1406 (55.4) | 1406 (55.4) | 1406 (55.4) | 1406 (55.4) | 1406 (55.4) |
| Tread, rear | 1401 (55.2) | 1401 (55.2) | 1401 (55.2) | 1401 (55.2) | 1401 (55.2) |
| Interior—front: Headroom | 957 (37.7) | 979 (38.5) | 976 (38.4) | 955 (37.6) | 978 (38.5) |
| Legroom | 1070 (42.1) | 1072 (42.2) | 1072 (42.2) | 1070 (42.1) | 1071 (42.2) |
| Shoulder room | 1363 (53.7) | 1363 (53.7) | 1363 (53.7) | 1363 (53.7) | 1363 (53.7) |
| Hip room | 1248 (49.1) | 1241 (48.9) | 1241 (48.9) | 1248 (49.1) | 1230 (48.4) |
| Interior—rear: Headroom | 927 (36.5) | 961 (37.8) | 989 (38.9) | 926 (36.5) | 949 (37.4) |
| Legroom | 806 (31.7) | 871 (34.3) | 857 (33.7) | 805 (31.7) | 791 (31.1) |
| Shoulder room | 1334 (52.5) | 1364 (53.7) | 1364 (53.7) | 1334 (52.5) | 964 (38.0) |
| Hip room | 1265 (49.8) | 1242 (48.9) | 1244 (49.0) | 1247 (49.1) | 964 (38.0) |
| Trunk capacity (liters/cu. ft.) | 356.3 (12.6) | 381.5 (13.5) | — | — | 294 (10.4) |
| Cargo index volume (liters/cu. ft.) | — | — | 1824* (64.4)* | 1089* (38.5)* | — |
| Fuel tank capacity (liters/gallons) | 51.5 (13.6) | 51.5 (13.6) | 51.5 (13.6) | 51.5 (13.6) | 51.5 (13.6) |

Published dimensions are for a base Pontiac Sunbird without optional equipment or accessories. Additional accessories or equipment ordered at the customer's option can result in a minor change in these dimensions. *With rear seat folded down.

FIERO

| EXTERIOR FEATURES: | Fiero Coupe | Fiero Sport Coupe | Fiero SE Coupe | Fiero GT Coupe |
|---|-------------|-------------------|----------------|----------------|
| Aero package: Including aerodynamic front and rear fascia, body side skirts | — | — | — | S |
| Color coat/clearcoat paint | S | S | S | S |
| Headlamps, halogen w/retracting feature | S | S | S | S |
| Mirrors, LH remote control, RH manual | S | S | S | S |
| Tires (radial) blackwalls: | | | | |
| P215/60R14 blackwall steel-belted (included in WS6) | — | A | A | S |
| P195/70R14 blackwall steel-belted (included in Y99) | — | A | S | — |
| Wheels: Rally (13") | S | S | — | — |
| Hi-tech turbo (14") | — | A | S | S |

INTERIOR FEATURES:

| | | | | |
|---|---|---|---|---|
| Instrumentation: Including electric speedometer/trip odometer, tachometer, fuel, coolant temperature and oil pressure gages | S | S | S | S |
| Seats: Reclining bucket seats | S | S | S | S |
| Side window defogger | S | S | S | S |
| Steering wheels: | | | | |
| Three-spoke, Formula | A | A | S | S |
| Four-spoke vinyl, deluxe | S | S | — | — |

ENGINEERING FEATURES:

| | | | | |
|--|---|---|---|---|
| 2.5 liter 4-cylinder engine with electronic fuel injection, mid-engine, transverse mounted | S | S | S | — |
| 2.8 liter 6-cylinder engine with multi-port fuel injection, mid-engine, transverse mounted (not available with 5-speed transmission) | — | A | A | S |
| Disc brakes, power—all four wheels | S | S | S | S |
| "Enduraflex"™ body panels | S | S | S | S |
| "Mill and drill" construction | S | S | S | S |
| Rack and pinion steering | S | S | S | S |
| Space-frame body construction | S | S | S | S |
| Stabilizer bar, front | S | S | S | S |
| Suspension, independent front/rear | S | S | S | S |
| Transmissions: | | | | |
| 4-speed manual (RPO MM4) | — | A | A | S |
| 5-speed manual (RPO MM5) (not available with V-6 engine) | S | S | S | — |

A PARTIAL LIST OF MAJOR OPTIONS; SEE YOUR DEALER FOR DETAILS

| | | | | |
|--|---|---|---|---|
| Air conditioning, custom | — | A | A | A |
| Cruise control with resume speed feature | A | A | A | A |
| Defogger, electric rear window | A | A | A | A |
| Door locks, power | A | A | A | A |
| Luggage carrier, deck lid (not available with spoiler) | A | A | A | A |

A PARTIAL LIST OF MAJOR OPTIONS; SEE YOUR DEALER FOR DETAILS (CONT.)

| | Fiero Coupe | Fiero Sport Coupe | Fiero SE Coupe | Fiero GT Coupe |
|---|-------------|-------------------|----------------|----------------|
| Mirrors, black, dual electric sport (4-way control on console) | A | A | A | A |
| Radio equipment: | | | | |
| Delco-GM AM monaural radio without clock | A | S* | S* | — |
| Delco-GM ETR AM/FM stereo with cassette graphic equalizer and seek and scan feature | A | A | A | A |
| Delco-GM ETR AM stereo/FM stereo with seek and scan, cassette with search, replay and auto reverse, graphic equalizer and clock | A | A | A | A |
| Seats, reclining bucket with fleece/suede covering (med. camel tan only) | — | — | A | A |
| Special performance package (14" hi-tech aluminum wheels and P215 steel-belted tires) | — | A | A | S |
| Rally Tuned suspension package (see dealer for details) | — | A | S | — |
| Spoiler—rear deck lid (not available with luggage carrier) | — | — | — | A |
| Steering wheels: | | | | |
| Three-spoke Formula, leather-wrapped | A | A | A | A |
| Sunroof, removable | A | A | A | A |
| Tires (radial): | | | | |
| P185/80R13 white-lettered steel-belted | A | A | — | — |
| P195/70R14 white-lettered tires (optional with Rally Tuned suspension) | — | A | A | — |
| P215/60R14 white-lettered steel-belted† | — | A | A | A |
| P215/60R14 blackwall steel-belted† | — | A | A | S |
| Transmissions: | | | | |
| 3-speed automatic | — | A | A | A |
| 4-speed manual | — | A | A | S |
| 5-speed manual | S | S | S | — |
| Wheels: 13" turbo-finned cast aluminum | A | A | — | — |
| Windows, power | A | A | A | A |
| Windshield wipers, controlled cycle | A | A | A | A |
| S=STANDARD A=AVAILABLE —=NOT AVAILABLE | | | | |
| *May be deleted for credit. | | | | |
| †Optional with WS6 only. | | | | |

ENGINES/TRANSMISSIONS

| Engine Ordering Code | Engine | Trans. | Fiero Coupe | Fiero Sport Coupe | Fiero SE Coupe | Fiero GT Coupe |
|----------------------|---|-------------------|-------------|-------------------|----------------|----------------|
| LR8 | 2.5 liter (151 CID) 4-cyl. with electronic fuel injection | 5-spd. man. Auto | S** | S | S | — |
| L44 | 2.8 liter (171 CID) 6-cyl. with multi-port fuel injection | 4-spd. man. Auto. | — | A | A | S |

**Without available air conditioning, Auto. transmission and WS6 pkg.

| | Fiero Mm. (in.) |
|-------------------------------------|-----------------|
| DIMENSIONS | |
| Exterior: Wheelbase | 2373 (93.4) |
| Overall length | 4082 (160.7)* |
| Width | 1751 (68.9) |
| Overall height | 1192 (46.9) |
| Tread, front | 1468 (57.8) |
| Tread, rear | 1492 (58.7) |
| Interior—front: Headroom | 941 (37.0) |
| Legroom | 1105 (43.5) |
| Shoulder room | 1395 (54.9) |
| Hip room | 1380 (54.3) |
| Trunk capacity (liters/cu. ft.) | 165.6 (5.85)† |
| Fuel tank capacity (liters/gallons) | 38.6 (10.2) |

Published dimensions are for a base Pontiac Fiero without optional equipment or accessories. Additional accessories or equipment ordered at the customer's option can result in a minor change in these dimensions. †5.7 liters (0.20 cu. ft.) is in front compartment, remainder to rear of engine. *GT is 4193 (165.1)

FIREBIRD

| EXTERIOR FEATURES: | Firebird | Trans Am | Firebird SE |
|--|----------|----------|-------------|
| Aero package (includes front and rear fascia rocker panel extension and quarter panel extension) | — | S | — |
| Fog lamps (in front fascia) | — | S | — |
| Hood air louvers | — | S | S |
| Rear deck spoiler | A | S | A |
| Tires (radials): | | | |
| P195/75R14 steel-belted blackwalls | S | — | — |
| P205/70R14 steel-belted blackwalls | A | — | S |

INTERIOR FEATURES:

| | | | |
|--|---|---|---|
| Deck lid release | A | A | S |
| Folding split back rear seat (included with luxury interior) | A | A | S |
| Gages, instrumentation (including tach and trip odometer) | A | S | S |
| Steering wheel: Formula | S | S | — |

ENGINEERING FEATURES:

| | | | |
|--|---|---|---|
| 2.5 liter overhead valve 4-cylinder engine with electronic fuel injection (RPO LQ9) | S | — | — |
| 2.8 liter Multi-Port Fuel-Injected V-6 engine (RPO LB8) | A | — | S |
| 5.0 liter 4-bbl. V-8 engine (RPO LG4) | A | S | A |
| 5-speed manual transmission (RPO MM5) | S | S | S |
| MacPherson strut front suspension (modified) | S | S | S |
| Rally Tuned suspension includes P215/65R15 tires, 15" x 7" wheels, larger front and added rear stabilizer bars (RPO Y99) See dealer for details. | A | S | A |

A PARTIAL LIST OF MAJOR OPTIONS; SEE YOUR DEALER FOR DETAILS

| | | | |
|--|---|---|---|
| Air conditioning, electronic control | A | A | A |
| Cruise control with resume speed feature | A | A | A |
| Defogger, electric rear window | A | A | A |
| Hatch roof with removable glass panels | A | A | A |

FIREBIRD (CONT.)

A PARTIAL LIST OF MAJOR OPTIONS;
SEE YOUR DEALER FOR DETAILS (CONT.)

| | Firebird | Trans Am | Firebird SE |
|--|----------|----------|-------------|
| Interior roof console, includes: thumb wheel trip computer, swivel map light, rechargeable flashlight and storage pocket | A | A | S |
| Leather Appointment Group: (See dealer for details) | A | A | S |
| Luxury Trim Group: (See dealer for details) | A | A | S |
| Mirrors: Sport, dual electric-operated | A | A | A |
| Power seat, driver, six-way | A | A | A |
| Power windows | A | A | A |

Radio equipment:

| | | | |
|--|---|---|---|
| Delco-GM ETR AM stereo/FM stereo with seek-scan, auto reverse cassette with search-replay, graphic equalizer and clock | A | A | A |
|--|---|---|---|

| | | | |
|--|---|---|---|
| Delco-GM "Touch-Control" ETR AM stereo/FM stereo with seek-scan, auto reverse cassette with search-replay, graphic equalizer and clock | A | A | A |
|--|---|---|---|

| | | | |
|---|---|---|---|
| Subwoofer Six-Speaker System with extended frequency response and amplifier | A | A | A |
|---|---|---|---|

| | | | |
|--|---|---|---|
| Seats, Lear Siegler adjustable custom bucket | A | A | A |
|--|---|---|---|

| | | | |
|--|---|---|---|
| Front Recaro bucket seats (N/A w/power seat) | A | A | A |
|--|---|---|---|

| | | | |
|--|---|---|---|
| Special performance package (See dealer for details) | — | A | — |
|--|---|---|---|

| | | | |
|---|---|---|---|
| Special black appearance package (See dealer for details) | A | — | — |
|---|---|---|---|

| | | | |
|------------------------|---|---|---|
| Spoiler, rear deck lid | A | S | A |
|------------------------|---|---|---|

| | | | |
|-------------------------|---|---|---|
| Spoiler, aero wing type | — | A | — |
|-------------------------|---|---|---|

| | | | |
|--|---|---|---|
| Sunshield, louvered rear window (N/A w/rear wiper) | A | A | A |
|--|---|---|---|

| | | | |
|---|---|---|---|
| Tires (radials): P235/60VR15 steel-belted blackwalls (available with L69 and LB9 engines only) | — | A | — |
|---|---|---|---|

| | | | |
|---|---|---|---|
| P245/50VR16 steel-belted blackwalls (available with RPO WS6 only) | — | A | — |
|---|---|---|---|

| | | | |
|---|---|---|---|
| Transmissions: Automatic, 4-speed with torque converter | A | A | A |
|---|---|---|---|

| | | | |
|--|---|---|---|
| Two-tone paint (not available with body side molding, tape stripe or black appearance package) | A | — | — |
|--|---|---|---|

Wheels:

| | | | |
|--|---|---|---|
| Diamond spoke cast aluminum wheel (14" x 7") | A | — | A |
|--|---|---|---|

| | | | |
|--|---|---|---|
| Diamond spoke cast aluminum wheel (15" x 7") | A | A | A |
|--|---|---|---|

| | | | |
|---|---|---|---|
| "Deep dish" Hi-tech turbo, gold and charcoal 15" x 7" | A | S | A |
|---|---|---|---|

| | | | |
|---|---|---|---|
| Hi-tech cast aluminum wheel (16") (available with special performance packages RPO WS6 only in silver/charcoal or lt. chestnut) | — | A | — |
|---|---|---|---|

S=STANDARD A=AVAILABLE —=NOT AVAILABLE

ENGINES/TRANSMISSIONS

| Engine Ordering Code | Engine | Std./Opt. Engine | Trans. | Firebird | Trans. Am | Firebird SE |
|----------------------|---|------------------|---------------------|----------|-----------|-------------|
| LQ9 | 2.5 liter (151 CID) 4-cyl. with electronic fuel injection | Std. | 5 man. 4-spd. auto. | S | — | — |
| LB8 | 2.8 liter (171 CID) V-6 with multi-port fuel injection | Opt. | 5 man. 4-spd. auto. | A | — | S |

ENGINES/TRANSMISSIONS (CONT.)

| Engine Ordering Code | Engine | Std./Opt. Engine | Trans. | Firebird | Trans. Am | Firebird SE |
|----------------------|--|------------------|---------------------|----------|-----------|-------------|
| LG4 (1) | 5.0 liter (305 CID) V-8, 4 bbl. | Opt. | 5 man. 4-spd. auto. | A | S | A |
| L69 | 5.0 liter High Output (305 CID) V-8, 4 bbl. | Opt. | 5 man. | — | A | — |
| LB9 | 5.0 liter High Output (305 CID) V-8 with tuned-port fuel injection | Opt. | 4-spd. auto. | — | A | — |

(1) Produced in U.S.A. or Canada

DIMENSIONS

| | Firebird Mm. (in.) |
|--|--------------------|
| Exterior: Wheelbase | 2566 (101.0) |
| Overall length | 4823 (189.9)* |
| Width | 1838 (72.4) |
| Overall height | 1262 (49.7) |
| Tread, front | 1541 (60.7) |
| Tread, rear | 1564 (61.6) |
| Interior—front: Headroom | 940 (37.0) |
| Legroom | 1092 (43.0) |
| Shoulder room | 1466 (57.7) |
| Hip room | 1430 (56.3) |
| Interior—rear: Headroom | 905 (35.6) |
| Legroom | 756 (29.8) |
| Shoulder room | 1430 (56.3) |
| Hip room | 1087 (42.8) |
| Cargo index volume w/rear seat up (liters/cu. ft.) | 292 (10.3) |
| Cargo index volume w/rear seat down (liters/cu. ft.) | 879 (31.0) |
| Fuel tank capacity (liters/gallons) | 60.2 (15.5) |

Published dimensions are for a base Pontiac Firebird without optional equipment or accessories. Additional accessories or equipment ordered at the customer's option can result in a minor change in these dimensions. *Trans Am is 4867 (191.6)

PONTIAC 6000 & 6000 STE

EXTERIOR FEATURES:

| | Coupe | Sedan | Wagon | LE Coupe | LE Sedan | LE Wagon | STE |
|--|-------|-------|-------|----------|----------|----------|-----|
| Black-finished LH manual mirror | S | S | S | — | — | — | — |
| Grille, specific six-lamp (includes fog lamps) | — | — | — | — | — | — | S |
| Locking fuel filler door | A | A | A | S | S | S | S |
| Pillar applique (medallion—STE) | — | — | — | S | S | S | S |
| Tires (radials): P185/75R14 blackwall steel-belted (not available with optional diesel) | S | S | S | S | S | S | — |
| Wheels: Custom wheel covers | A | A | A | S | S | S | — |
| Rally | S | S | S | — | — | — | — |
| Specific STE cast aluminum (14") with wheel locks | — | — | — | — | — | — | S |

INTERIOR FEATURES:

| | Coupe | Sedan | Wagon | LE Coupe | LE Sedan | LE Wagon | STE |
|--|-------|-------|-------|----------|----------|----------|-----|
| Delco-GM AM radio with dual front speakers (1) | S | S | S | S | S | S | — |
| Driver Information Center | — | — | — | — | — | — | S |
| Inflator system | — | — | — | — | — | — | S |
| Instrument panel lighting, image orange | S | S | S | S | S | S | — |
| Rear seat with fold-down center armrest | — | — | — | — | — | — | S |
| Side window defoggers | S | S | S | S | S | S | S |
| Split folding second seat | — | — | S | — | — | S | — |
| Steering wheels: Sport four-spoke | A | A | A | S | S | S | — |
| Formula four-spoke, leather-wrapped | — | — | — | — | — | — | S |

ENGINEERING FEATURES:

| | | | | | | | |
|---|---|---|---|---|---|---|---|
| 2.5 liter overhead valve 4-cylinder engine with electronic fuel injection | S | S | S | S | S | S | — |
| Automatic 3-speed transmission with torque converter clutch | S | S | S | S | S | S | S |
| Automatic 4-speed (not available with LR8 or LT7 engine) | A | A | A | A | A | A | — |
| Engine block heater (req. with V10) | A | A | A | A | A | A | — |
| Front-wheel drive | S | S | S | S | S | S | S |
| General Motors Protection Plan | A | A | A | A | A | A | S |
| Generator, heavy-duty (66, 78 and 94 amp) | A | A | A | A | A | A | — |
| Power 4-wheel disc brakes | — | — | — | — | — | — | S |
| Power rack and pinion steering | S | S | S | S | S | S | S |
| STE specific suspension (See dealer for details) | — | — | — | — | — | — | S |

A PARTIAL LIST OF MAJOR OPTIONS; SEE YOUR DEALER FOR DETAILS

| | | | | | | | |
|--|---|---|---|---|---|---|---|
| Air conditioning, custom | A | A | A | A | A | A | S |
| Automatic 4-speed transmission (available with V-6) | A | A | A | A | A | A | — |
| Console, full (See dealer for details) | A | A | A | A | A | A | S |
| Cruise control, electronic, with resume speed and accelerate feature | A | A | A | A | A | A | S |
| Defogger, electric rear window | A | A | A | A | A | A | S |
| Gages, instrument cluster with tachometer | A | A | A | A | A | A | — |
| Electronic instrument cluster with tachometer | A | A | A | A | A | A | S |
| Headlamps, halogen | A | A | A | A | A | A | S |
| Lamps: Dome reading, dual (not available with sunroof) | A | A | A | A | A | A | S |
| Lamp group. (See dealer for details) | A | A | A | A | A | A | S |
| Luggage carrier (rear deck lid) | A | A | — | A | A | — | — |
| Paint, two-tone (STE specific two-tone) | A | A | A | A | A | A | S |
| Power door locks | A | A | A | A | A | A | S |
| Power seat, six-way, driver side | A | A | A | A | A | A | — |

A PARTIAL LIST OF MAJOR OPTIONS;
SEE YOUR DEALER FOR DETAILS (CONT.)

| | Coupe | Sedan | Wagon | LE Coupe | LE Sedan | LE Wagon | STE |
|---|-------|-------|-------|----------|----------|----------|-----|
| Power seats, eight-way w/power recliners | — | — | — | — | — | — | A |
| Power windows | A | A | A | A | A | A | S |
| Radio equipment: Delco-GM ETR AM stereo/FM stereo with seek and scan, cassette with search, replay and auto reverse, graphic equalizer and clock | A | A | A | A | A | A | — |

| | | | | | | | |
|---|---|---|---|---|---|---|------|
| Delco-GM "Touch-Control" AM stereo/FM stereo with seek and scan, cassette with search, replay and auto reverse, graphic equalizer and clock | A | A | A | A | A | A | S(2) |
|---|---|---|---|---|---|---|------|

| | | | | | | | |
|--|---|---|---|---|---|---|---|
| Rally package (See dealer for details) | A | A | — | — | — | — | — |
|--|---|---|---|---|---|---|---|

Seats:

| | | | | | | | |
|---|---|---|---|---|---|---|---|
| Reclining front bucket seats with console | A | A | A | — | — | — | — |
|---|---|---|---|---|---|---|---|

| | | | | | | | |
|--|---|---|---|---|---|---|---|
| Reclining, manual passenger —Notchback (3-pass.), 45/55, 45/45 seats | A | A | A | A | A | A | — |
|--|---|---|---|---|---|---|---|

| | | | | | | | |
|--|---|---|---|---|---|---|---|
| Reclining, manual passenger and driver—Notchback (3-pass.), 45/55, 45/45 seats | A | A | A | A | A | A | — |
|--|---|---|---|---|---|---|---|

| | | | | | | | |
|---|---|---|---|---|---|---|---|
| Split 45/45 seat with armrest (no armrest on STE) | — | — | — | A | A | A | S |
|---|---|---|---|---|---|---|---|

| | | | | | | | |
|-------------------------------|---|---|---|---|---|---|---|
| Split 45/55 seat, 3-passenger | A | A | A | A | A | A | — |
|-------------------------------|---|---|---|---|---|---|---|

| | | | | | | | |
|----------------------|---|---|---|---|---|---|---|
| Steering wheel, tilt | A | A | A | A | A | A | S |
|----------------------|---|---|---|---|---|---|---|

| | | | | | | | |
|--------------------------|---|---|---|---|---|---|---|
| Sunroof, removable glass | A | A | A | A | A | A | A |
|--------------------------|---|---|---|---|---|---|---|

| | | | | | | | |
|--|---|---|---|---|---|---|---|
| Suspension: Electronic ride control | A | A | A | A | A | A | S |
|--|---|---|---|---|---|---|---|

| | | | | | | | |
|---|---|---|---|---|---|---|---|
| Rally Tuned suspension (See dealer for details) | A | A | — | A | A | — | — |
|---|---|---|---|---|---|---|---|

| | | | | | | | |
|------------------------------|---|---|---|---|---|---|---|
| Superlift shocks (rear only) | A | A | A | A | A | A | — |
|------------------------------|---|---|---|---|---|---|---|

| | | | | | | | |
|--|---|---|---|---|---|---|---|
| Tailgate release, power (included with power door locks) | — | — | A | — | — | A | — |
|--|---|---|---|---|---|---|---|

Tires (radials):

| | | | | | | | |
|---|---|---|---|---|---|---|---|
| P195/70R14 black-wall steel-belted (available with Rally Tuned suspension only and not available on wagons) | A | A | — | A | A | — | S |
|---|---|---|---|---|---|---|---|

| | | | | | | | |
|---|---|---|---|---|---|---|---|
| P195/70R14 white-lettered steel-belted (available with Rally Tuned suspension only and not available on wagons) | A | A | — | A | A | — | — |
|---|---|---|---|---|---|---|---|

| | | | | | | | |
|---|---|---|---|---|---|---|---|
| P195/75R14 blackwall steel-belted (required with optional diesel engine only) | A | A | A | A | A | A | — |
|---|---|---|---|---|---|---|---|

| | | | | | | | |
|---------------------------|---|---|---|---|---|---|---|
| Wheels: Aluminum sport | A | A | A | A | A | A | — |
|---------------------------|---|---|---|---|---|---|---|

| | | | | | | | |
|---|---|---|---|---|---|---|---|
| Wheel locking package (only with aluminum sport wheels) | A | A | A | A | A | A | S |
|---|---|---|---|---|---|---|---|

S=STANDARD A=AVAILABLE —=NOT AVAILABLE
(1) Standard Delco-GM radio and dual front speakers may be deleted for credit.
(2) May be deleted for credit.

ENGINES/TRANSMISSIONS

| Engine Ordering Code | Engine | Std./Opt. Engine | Trans. | Coupe | Sedan | Wagon | LE Coupe | LE Sedan | LE Wagon | STE |
|----------------------|---|------------------|---------------------------|-------|-------|-------|----------|----------|----------|-----|
| LR8 | 2.5 liter (151 CID) 4-cyl. with elec. fuel inj. | Std. | 3-spd. auto. | S | S | S | S | S | S | — |
| LE2 (1) | 2.8 liter (171 CID) V-6, 2 bbl. | Opt. | 3-spd. auto. 4-spd. auto. | S | S | S | S | S | S | — |
| LB6 | 2.8 liter (171 CID) V-6 with multi-port fuel inj. | Opt. | 3-spd. auto. 4-spd. auto. | A | A | A | A | A | A | S |
| LT7 | 4.3 liter (262 CID) V-6 diesel | Opt. | 3-spd. auto. | A | A | A | A | A | A | — |

(1) Produced in U.S.A., Canada or Mexico

| | 6000 Coupe Mm. (in.) | 6000 Sedan Mm. (in.) | 6000 Wagon Mm. (in.) |
|--|----------------------|----------------------|----------------------|
| Exterior: Wheelbase | 2664 (104.9) | 2664 (104.9) | 2664 (104.9) |
| Overall length | 4796 (188.8) | 4796 (188.8) | 4907 (193.2) |
| Width | 1828 (72.0) | 1828 (72.0) | 1828 (72.0) |
| Overall height | 1355 (53.3) | 1364 (53.7) | 1373 (54.1) |
| Tread, front | 1492 (58.7) | 1492 (58.7) | 1492 (58.7) |
| Tread, rear | 1447 (57.0) | 1447 (57.0) | 1447 (57.0) |
| Interior—front: Headroom | 980 (38.6) | 980 (38.6) | 980 (38.6) |
| Legroom | 1070 (42.1) | 1070 (42.1) | 1070 (42.1) |
| Shoulder room | 1428 (56.2) | 1427 (56.2) | 1427 (56.2) |
| Hip room | 1340 (52.8) | 1338 (52.7) | 1338 (52.7) |
| Interior—rear: (second seat) Headroom | 963 (38.0) | 965 (38.0) | 987 (38.9) |
| Legroom | 910 (35.8) | 910 (35.8) | 882 (34.7) |
| Shoulder room | 1447 (57.0) | 1427 (56.2) | 1427 (56.2) |
| Hip room | 1362 (53.6) | 1346 (53.0) | 1346 (53.0) |
| Trunk capacity (liters/cu. ft.) | 460 (16.2) | 460 (16.2) | 1179† (41.6)† |
| Cargo index volume with seat down (liters/cu. ft.) | — | — | 2106* (74.4)* |
| Fuel tank capacity (liters/gallons) | 59.4‡ (15.7)‡ | 59.4‡ (15.7)‡ | 59.4‡ (15.7)‡ |

Published dimensions are for a base Pontiac 6000 without optional equipment or accessories. Additional accessories or equipment ordered at the customer's option can result in a minor change in these dimensions.
*Rear seat folded down.
†Rear seat folded up.
‡62.1 liters (16.4 gallons) fuel tank capacity with optional V-6 engine and 62.8 liters (16.6 gallons) fuel tank capacity with optional diesel engine.

GRAND PRIX

EXTERIOR FEATURES:

| | Grand Prix | Grand Prix LE | Grand Prix Brougham |
|--|------------|---------------|---------------------|
| Distinctive grille with extensions below bumper, low-profile for refined aerodynamic styling | S | S | S |
| Mirrors: Sport, LH remote control, RH manual (body-color) | A | S | S |
| Windsplit and hood ornament | S | S | S |

Grand Prix LE Grand Prix Brougham

EXTERIOR FEATURES: (CONT.)

| | | | |
|---|---|---|---|
| Tires (steel-belted radials): "all-seasons" P195/75R14 blackwall (not available with optional puncture sealant tires or Rally Tuned suspension RPO Y99) | S | S | S |
|---|---|---|---|

INTERIOR FEATURES:

| | | | |
|---|---|---|---|
| Carpeting: Cut-pile "Trianon" (color-keyed) | S | S | — |
| Luxury "Tampico" | — | — | S |
| Power windows | A | A | S |
| Seats: 55/45 notchback front seat with fold-down center armrest | A | A | S |
| Steering wheels: Deluxe cushion | S | — | — |
| Sport four-spoke | A | S | — |
| Luxury cushion | A | — | S |

ENGINEERING FEATURES:

| | | | |
|---|---|---|---|
| Automatic 3-speed transmission with torque converter clutch (RPO MX1) | S | S | S |
| Automatic 4-speed transmission (RPO MX0; optional with 5.0 liter engine only) | A | A | A |
| Front stabilizer bar | S | S | S |
| Power front disc/rear drum brake system | S | S | S |
| Power steering | S | S | S |

A PARTIAL LIST OF MAJOR OPTIONS; SEE YOUR DEALER FOR DETAILS

| | | | |
|--|---|---|---|
| Air conditioning, custom | A | A | A |
| Axle, optional performance ratio | A | A | A |
| Brougham Landau option | — | — | A |
| Cruise control, electronic, with accelerate and resume speed feature | A | A | A |
| Defogger, electric rear window | A | A | A |

Gages:

| | | | |
|--|---|---|---|
| Rally cluster, trip odometer and tachometer (requires digital clock) | A | A | A |
|--|---|---|---|

| | | | |
|--|---|---|---|
| Hatch roof, removable glass panels, includes rear quarter courtesy lamps | A | A | A |
|--|---|---|---|

Lamps:

| | | | |
|---|---|---|---|
| Cornering (requires tilt steering wheel, cycle wipers and wide rocker moldings (Base Grand Prix)) | A | A | A |
|---|---|---|---|

Mirrors:

| | | | |
|--|---|---|---|
| Sport, LH remote control, RH remote control convex | A | A | A |
|--|---|---|---|

Paint, exterior:

| | | | |
|---|---|---|---|
| Sport two-tone (requires wide rocker molding) | A | A | — |
|---|---|---|---|

| | | | |
|------------------|---|---|---|
| Power door locks | A | A | A |
|------------------|---|---|---|

| | | | |
|------------------------------|----|----|----|
| Radio equipment: Delco-GM AM | S* | S* | S* |
|------------------------------|----|----|----|

| | | | |
|---|---|---|---|
| Delco-GM ETR AM stereo/FM stereo with seek and scan, cassette with search and replay, auto reverse, graphic equalizer and clock | A | A | A |
|---|---|---|---|

| | | | |
|-----------------------------------|---|---|---|
| Seats: Power driver seat, six-way | A | A | A |
|-----------------------------------|---|---|---|

| | | | |
|-----------------------------------|---|---|---|
| Bucket with recliners and console | A | A | — |
|-----------------------------------|---|---|---|

| | | | |
|----------------------|---|---|---|
| Steering wheel: Tilt | A | A | A |
|----------------------|---|---|---|

| | | | |
|--|---|---|---|
| Sunroof, glass, power (with manual sliding sunshade) | A | A | A |
|--|---|---|---|

GRAND PRIX (CONT.)

A PARTIAL LIST OF MAJOR OPTIONS;
SEE YOUR DEALER FOR DETAILS (CONT.)

| | Grand Prix | Grand Prix LE | Grand Prix Brougham |
|--|------------|---------------|---------------------|
| Suspensions: | | | |
| Rally Tuned (requires P205/70R14 tires) | A | A | A |
| Top, padded landau (includes formal quarter window) (1) | A | A | A |
| Wheels: Turbo-finned aluminum (lt. chestnut or silver) | A | A | A |
| Wire wheel covers (with locking package) | A | A | A |
| Windshield wipers, controlled cycle (requires tilt steering wheel) | A | A | A |

S=STANDARD A=AVAILABLE --=NOT AVAILABLE

*May be deleted for credit.

(1) Standard with Grand Prix Brougham Landau option.

ENGINES/TRANSMISSIONS

| Engine Ordering Code | Engine | Std./Opt. Engine | Trans. | Grand Prix | Grand Prix LE | Grand Prix Brougham |
|----------------------|--------------------------------|------------------|------------------------------|------------|---------------|---------------------|
| LD5 | 3.8 liter (231 CID) V-6 2-bbl. | Std. | 3-spd. auto. | S | S | S |
| LG4 (1) | 5.0 liter (305 CID) V-8 4-bbl. | Opt. | 3-spd. auto. 4-spd. auto. | A A | A A | A A |

(1) Produced in U.S.A. or Canada

DIMENSIONS

| | Grand Prix Mm. (in.) |
|-------------------------------------|----------------------|
| Exterior: Wheelbase | 2745 (108.1) |
| Overall length | 5127 (201.9) |
| Width | 1837 (72.3) |
| Overall height | 1390 (54.7) |
| Tread, front | 1486 (58.5) |
| Tread, rear | 1467 (57.8) |
| Interior—front: Headroom | 956 (37.6) |
| Legroom | 1086 (42.8) |
| Shoulder room | 1440 (56.7) |
| Hip room | 1313 (51.7) |
| Interior—rear: Headroom | 961 (37.8) |
| Legroom | 924 (36.4) |
| Shoulder room | 1419 (55.9) |
| Hip room | 1394 (54.9) |
| Trunk capacity (liters/cu. ft.) | 465.1 (16.4) |
| Fuel tank capacity (liters/gallons) | 69.0 (18.1) |

Published dimensions are for a base Pontiac Grand Prix without optional equipment or accessories. Additional accessories or equipment ordered at the customer's option can result in a minor change in these dimensions.

BONNEVILLE

| | Bonneville 4-dr. Sedan | Bonneville LE 4-dr. Sedan | Bonneville Brougham 4-dr. Sedan |
|--|------------------------|---------------------------|---------------------------------|
| EXTERIOR FEATURES: | | | |
| Mirror: LH manual, chrome | S | S | S |
| Moldings: Windsplitt and hood ornament | S | S | S |
| Tires (steel-belted radials): P195/75R14 blackwall | S | S | S |

INTERIOR FEATURES:

| | Bonneville 4-dr. Sedan | Bonneville LE 4-dr. Sedan | Bonneville Brougham 4-dr. Sedan |
|--|------------------------|---------------------------|---------------------------------|
| Carpeting: Cut-pile "Trianon" (color-keyed) | S | S | — |
| Luxury "Tampico" | — | — | S |
| Delco-GM AM Radio | S* | S* | S* |
| Seats: | | | |
| Notchback front seat with fold-down center armrest | S | S | — |
| 55/45 notchback front seat with fold-down center armrest | A | A | S |
| Steering wheels: Luxury leather-wrapped, four-spoke | A | A | — |
| Sport four-spoke | A | S | — |

ENGINEERING FEATURES:

| | | | |
|---|---|---|---|
| 3.8 liter 2-bbl. V-6 engine | S | S | S |
| Automatic 3-speed transmission with torque converter clutch (RPO MX1) | S | S | S |
| Front stabilizer bar | S | S | S |
| Power front disc/rear drum brake system | S | S | S |
| Power steering | S | S | S |

A PARTIAL LIST OF MAJOR OPTIONS;

SEE YOUR DEALER FOR DETAILS:

| | | | |
|--|---|---|---|
| Air conditioning, custom | A | A | A |
| Axle, limited slip differential | A | A | A |
| Axle, optional performance ratio | A | A | A |
| Cruise control, electronic, with accelerate and resume speed feature | A | A | A |
| Defogger, electric rear window | A | A | A |
| Gages: Rally cluster, trip odometer and tachometer (requires digital clock RPO UEB) | A | A | A |
| Lamps: Lamp group includes: luggage lamp, I/P courtesy lamp, ash tray lamp, glove box lamp and tone generator warning (seat belts, keys and headlamps) | A | A | A |
| Mirrors: Sport, LH remote control, RH remote control convex (body-color) | A | A | A |
| Power door locks | A | A | A |
| Power 55/45 seat, driver and passenger, six-way | A | A | A |
| Power windows (includes rear vents) | A | A | A |

Radio equipment:

| | | | |
|---|---|---|---|
| Delco-GM ETR AM stereo/FM stereo with seek and scan, cassette with search and replay, auto reverse, graphic equalizer and clock | A | A | A |
|---|---|---|---|

| | | | |
|--|---|---|---|
| Steering wheel: Tilt | A | A | A |
| Suspension: Shock absorbers, Superlift (rear only) | A | A | A |
| Tops: Vinyl, padded full | A | A | A |
| Vinyl, full | A | A | — |
| Transmission: Automatic 4-speed (LG engine only) | A | A | A |
| Wheels: Turbo-finned aluminum wheel | A | A | A |
| Wheel locking package | A | A | A |
| Wire wheel covers with locking package | A | A | A |

| | | | |
|--|---|---|---|
| Windshield wipers, controlled cycle (requires tilt steering wheel) | A | A | A |
|--|---|---|---|

S=STANDARD A=AVAILABLE --=NOT AVAILABLE

*May be deleted for credit.

ENGINES/TRANSMISSIONS

| Engine Ordering Code | Engine | Std./Opt. Engine | Trans. | Bonneville Sedan | Bonneville LE Sedan | Bonneville Brougham Sedan |
|----------------------|---------------------------------|------------------|------------------------------|------------------|---------------------|---------------------------|
| LD5 | 3.8 liter (231 CID) V-6, 2-bbl. | Std. | 3-spd. auto. | S | S | S |
| LG4 (1) | 5.0 liter (305 CID) V-8, 4-bbl. | Opt. | 3-spd. auto. 4-spd. auto. | A A | A A | A A |

(1) Produced in U.S.A. or Canada

DIMENSIONS

| | Bonneville Mm. (in.) |
|-------------------------------------|----------------------|
| Exterior: Wheelbase | 2745 (108.1) |
| Overall length | 5085 (200.2) |
| Width | 1818 (71.6) |
| Overall height | 1418 (55.8) |
| Tread, front | 1486 (58.5) |
| Tread, rear | 1467 (57.8) |
| Interior—front: Headroom | 978 (38.5) |
| Legroom | 1086 (42.8) |
| Shoulder room | 1453 (57.2) |
| Hip room | 1326 (52.2) |
| Interior—rear: Headroom | 954 (37.6) |
| Legroom | 935 (36.8) |
| Shoulder room | 1450 (57.1) |
| Hip room | 1412 (55.6) |
| Trunk capacity (liters/cu. ft.) | 469.3 (16.6) |
| Fuel tank capacity (liters/gallons) | 68.5 (18.1) |

Published dimensions are for a base Pontiac Bonneville without optional equipment or accessories. Additional accessories or equipment ordered at the customer's option can result in a minor change in these dimensions.

PARISIENNE

EXTERIOR FEATURES:

| | Parisienne Sedan | Parisienne Brougham Sedan | Parisienne Wagon |
|--|------------------|---------------------------|------------------|
| Moldings: Hood windsplitt molding | S | S | S |
| Stand-up hood ornament | S | S | S |
| Opera lamps | — | S | — |
| Tires: P205/75R15 blackwall steel-belted radials | S | S | — |
| P225/75R15 blackwall steel-belted radials | — | — | S |

INTERIOR FEATURES:

| | | | |
|--|----|----|----|
| Delco-GM AM radio with clock | S* | S* | S* |
| Headrest, front seat | S | S | S |
| Luxury door trim panels with pull strap | S | S | S |
| Seats: Notchback bench with center armrest | S | — | S |
| 55/45 split seat with center armrest | A | S | A |
| Passenger recliner | A | S | A |
| Steering wheel, three-spoke | S | S | S |

ENGINEERING FEATURES:

| | Parisienne Sedan | Parisienne Brougham Sedan | Parisienne Wagon |
|---|------------------|---------------------------|------------------|
| Front stabilizer bar | S | S | S |
| Power front disc/rear drum brake system | S | S | S |
| Power steering | S | S | S |
| Transmission: Automatic 3-speed (RPO MX1) (not available with 5.0 liter RPO LG4 engine) | S | S | — |

A PARTIAL LIST OF MAJOR OPTIONS;

SEE YOUR DEALER FOR DETAILS

| | | | |
|--|---|---|---|
| Air conditioning | A | A | A |
| Axle, limited slip differential | A | A | A |
| Cruise control with resume speed feature | A | A | A |
| Gage package with Rally cluster, trip odometer and fuel economy gage (not available with diesel) | A | A | A |
| Lamp group (includes: underhood lamp, headlamp on chimes and dome reading lamp) | A | A | A |
| Luggage carrier, roof | — | — | A |
| Mirrors: | | | |
| Sport, outside, LH and RH remote control, body-color | A | A | A |
| Visor vanity, illuminated, passenger side | A | A | A |
| Power door locks (includes power tailgate lock on wagon) | A | A | A |
| Power seat, 55/45 driver and passenger—six way | A | A | A |
| Power windows | A | A | A |

Radio equipment: Delco-GM ETR AM stereo/FM stereo with seek and scan, auto reverse cassette with search and replay, graphic equalizer and clock

| | | | |
|---|---|---|---|
| Rear window defogger, electric | A | A | A |
| Suspensions: Rally handling package | A | A | — |
| Tilt steering wheel | A | A | A |
| Transmission: | | | |
| Automatic 4-speed (req. w/5.0 liter LG4 engine) | A | A | S |
| Vinyl roof—padded | A | A | — |
| Wheels: Rally II | A | A | A |
| Wire wheel covers w/locks | A | A | A |
| Windshield wipers, controlled cycle | A | A | A |

S=STANDARD A=AVAILABLE --=NOT AVAILABLE
*May be deleted for credit.

ENGINES/TRANSMISSIONS

| Engine Ordering Code | Engine | Std./Opt. Engine | Trans. | Parisienne Sedan | Parisienne Brougham Sedan | Parisienne Wagon |
|----------------------|--|------------------|------------------------------|------------------|---------------------------|------------------|
| LB4 | 4.3 liter (262 CID) V-6 with electronic fuel injection | Std. | 3-spd. auto. 4-spd. auto. | S A | S A | — — |
| LG4 (1) | 5.0 liter (305 CID) V-8, 4-bbl. | Opt.* | 4-spd. auto. | A | A | S |
| LF9 | 5.7 liter (350) V-8 Diesel* | Opt. | 3-spd. auto. 4-spd. auto. | S A | S A | — A |

*5.0 liter engine standard in wagon and requires 4-spd. auto.

*Diesel engine requires available gage package UD1 and Cold Weather Group V10. Not available in California.

(1) Produced in U.S.A. or Canada.

DIMENSIONS

| | Parisienne 4-Door Sedan Mm. (in.) | Parisienne 3-Seat Wagon Mm. (in.) |
|-------------------------------------|-----------------------------------|-----------------------------------|
| Exterior: Wheelbase | 2945 (116.0) | 2945 (116.0) |
| Overall length | 5393 (212.3) | 5465 (215.1) |
| Width | 1940 (76.4) | 2014 (79.3) |
| Overall height | 1439 (56.6) | 1457 (57.4) |
| Tread, front | 1542 (60.7) | 1576 (62.1) |
| Tread, rear | 1542 (60.7) | 1629 (64.1) |
| Interior—front: Headroom | 1003 (39.5) | 1005 (39.6) |
| Legroom | 1072 (42.2) | 1072 (42.2) |
| Shoulder room | 1536 (60.5) | 1546 (60.9) |
| Hip room | 1398 (55.0) | 1400 (55.1) |
| Interior—rear: Headroom | 971 (38.2) | 999 (39.3) |
| Legroom | 992 (39.1) | 946 (37.2) |
| Shoulder room | 1537 (60.5) | 1548 (60.9) |
| Hip room | 1405 (55.3) | 1398 (55.0) |
| Trunk capacity (liters/cu. ft.) | 592 (20.9) | — |
| Cargo index volume (liters/cu. ft.) | — | 2488 (87.9)* |
| Fuel tank capacity (liters/gallons) | 95L (25.0)** | 83L (22.0) |

Published dimensions are for a base Parisienne without optional equipment or accessories. Additional accessories or equipment ordered at the customer's option can result in a minor change in these dimensions. *With rear seats folded down. **27 gallons with diesel engine.

PONTIAC 1000

EXTERIOR FEATURES:

| | 3-Door Hatchback | 5-Door Hatchback |
|--|------------------|------------------|
| Front air dam | S | S |
| Hatch, top hinged with flush mounted glass, black molding and counter-balancing telescopic support | S | S |
| Mirror: LH manual (black-finished) | S | S |
| Tires (radials): P155/80R13 glass-belted blackwalls | S | S |
| Wheels: Styled steel with black trim cap | S | S |

INTERIOR FEATURES:

| | | |
|--|---|---|
| Delco-GM AM radio* | S | S |
| Instrument panel lighting—Pontiac image orange | S | S |
| Reclining front bucket seats | S | S |
| Sport steering wheel (two-spoke) | S | S |

ENGINEERING FEATURES:

| | | |
|---|---|---|
| 1.6 liter 2-bbl. overhead cam I-4 engine | S | S |
| 4-speed manual transmission (floor-mounted) | S | S |
| Front stabilizer bar | S | S |
| Rack and pinion steering | S | S |

A PARTIAL LIST OF MAJOR OPTIONS;

SEE YOUR DEALER FOR DETAILS

| | | |
|--------------------------------|---|---|
| Air conditioning, custom | A | A |
| Brakes, power | A | A |
| Cargo security screen | A | A |
| Defogger, electric rear window | A | A |

A PARTIAL LIST OF MAJOR OPTIONS;
SEE YOUR DEALER FOR DETAILS: (CONT.)

| | 3-Door Hatchback | 5-Door Hatchback |
|--|------------------|------------------|
| Handling package, sport | A | A |
| Headlamps, halogen | A | A |
| Luggage roof carrier, black | A | A |
| Mirrors: Sport, LH remote, RH manual convex (black-finished) | A | A |
| Radio equipment: | | |
| Delco-GM AM/FM | A | A |
| Delco-GM AM/FM stereo (3 speakers) | A | A |
| Steering, power (available only with automatic transmission) | A | A |
| Steering wheels: Formula, three-spoke | A | A |
| Tilt steering wheel | A | A |
| Sunroof, removable | A | A |
| Tires (radials): P175/70R13 blackwall steel-belted | A | A |
| P175/70R13 whitewall steel-belted | A | A |
| Transmissions: 5-speed manual with overdrive | A | A |
| Automatic, 3-speed with torque converter clutch | A | A |
| Wheels: Cast aluminum | A | A |

S=STANDARD A=AVAILABLE --=NOT AVAILABLE

*Standard Delco-GM AM radio may be deleted for credit.

ENGINES/TRANSMISSIONS

| Engine Ordering Code | Engine | Std./Opt. Engine | Trans. | 3-Door Hatchback | 5-Door Hatchback |
|----------------------|-----------------------------------|------------------|---------------------------------------|------------------|------------------|
| L17 | 1.6 liter (98 CID) 4-cyl., 2-bbl. | Std. | 4-spd. man.* 5-spd. man.* Auto. | S A A | S A A |

*Power steering not available.

| DIMENSIONS | 1000 3-Door Hatchback Mm. (in.) | 1000 5-Door Hatchback Mm. (in.) |
|-------------------------------------|---------------------------------|---------------------------------|
| Exterior: Wheelbase | 2394 (94.3) | 2471 (97.3) |
| Overall length | 4111 (161.9) | 4188 (164.9) |
| Width | 1570 (61.8) | 1570 (61.8) |
| Overall height | 1342 (52.9) | 1341 (52.8) |
| Tread, front | 1300 (51.2) | 1300 (51.2) |
| Tread, rear | 1300 (51.2) | 1300 (51.2) |
| Interior—front: Headroom | 970 (38.2) | 962 (37.9) |
| Legroom | 1058 (41.7) | 1058 (41.7) |
| Shoulder room | 1261 (49.6) | 1261 (49.6) |
| Hip room | 1270 (50.0) | 1270 (50.0) |
| Interior—rear: Headroom | 953 (37.5) | 937 (36.9) |
| Legroom | 777 (30.6) | 844 (33.2) |
| Shoulder room | 1254 (49.3) | 1256 (49.4) |
| Hip room | 1045 (41.1) | 1047 (41.2) |
| Cargo index volume (liter/cu.ft.) | 767 (27.1)* | 815 (28.8)** |
| Fuel tank capacity (liters/gallons) | 46.2 (12.2) | 46.2 (12.2) |

Published dimensions are for a base Pontiac 1000 without optional equipment or accessories. Additional accessories or equipment ordered at the customer's option can result in a minor change in these dimensions. *Rear seat down. 275 liters (9.7 cu. ft.) with rear seat up. **Rear seat down. 276 liters (9.8 cu. ft.) with rear seat up.

STANDARD SAFETY FEATURES ON 1985 PONTIACS

Occupant Protection

- Manual lap/shoulder belts for driver and right front passenger (driver side includes visual and audible warning system). Manual lap belt at center position, when applicable
- Manual lap belts at rear passenger positions including center, when applicable
- Energy-absorbing steering column
- Passenger-guard inside door lock handles
- Safety interlocking door latches
- Inertia-locking folding front seatbacks
- Energy-absorbing instrument panel and front seatback tops
- Laminated safety windshield glass/tempered safety glass windows (except plastic rear window on Pontiac Sunbird convertible)
- Safety armrests

- Head restraints, driver and right front passenger (adjustable or integral)
- Safety strength seat attachments
- Smooth door/window handles
- Pressure lock radiator cap

Accident Avoidance

- Side marker lights and reflectors
- Parking lamps that illuminate with headlamps
- Four-way hazard warning flasher
- Backup lights
- Lane change feature in direction signal control
- Windshield defroster, washer and dual-speed wipers
- Vinyl-bonded inside mirror glass
- Outside left rearview mirror (some Pontiac models are equipped with left and right hand mirrors)
- Dual master cylinder brake system with warning light
- Starter safety switch
- Dual-action hood latch (except

Fiero which is rear opening)

- Low-glare finish on instrument panel top, inside windshield moldings, wiper arms/blades, and metallic steering wheel surfaces
- Tires with built-in tread wear indicators
- Illuminated heater, defroster, windshield wiper and washer controls (if on instrument panel)

Anti-Theft

- Audible ignition key removal reminder
- Anti-theft steering column lock
- Remote inside hood release
- Anti-theft key system (separate key for ignition)
- Visible vehicle I.D. number

SEAT BELT INSURANCE

Every new 1985 Pontiac delivered by a Pontiac dealer in the United States comes with a one year,

\$10,000 seat belt insurance certificate from MIC General Insurance Corporation at no additional charge. \$10,000 will be paid to the estate of any occupant who suffers fatal injuries as a result of an accident involving that vehicle while wearing a GM seat belt. Buckle up every time you drive.

A WORD ABOUT UPDATED SERVICE INFORMATION

Pontiac regularly sends its dealers useful service bulletins about Pontiac products. Pontiac monitors product performance in the field. We then prepare bulletins for servicing our products better. Now you can get these bulletins, too. Ask your dealer. To get ordering information, call toll-free 1-800-551-4123.

A WORD ABOUT ENGINES:

Pontiacs are equipped with engines produced at facilities operated by GM car groups, subsidiaries, or affiliated companies worldwide.



LET'S GET IT TOGETHER



BUCKLE UP.

We Litho Excitement in the USA



PLACE
POSTAGE
HERE