

FH

SPECIFICATIONS



2003

Weight (lbs.)

Max. GVWR		17,900
	Front	6,660
	Rear	12,700
Body/Payload		Up to 11,795

Dimensions (in.)

Wheelbase	130.3/150.0/169.7/181.5/191.7
Usable cab to rear axle	106.2/125.9/145.6/157.4/168.9
Overall length (End of frame)	222.6/257.3/285.4/302.6/318.3

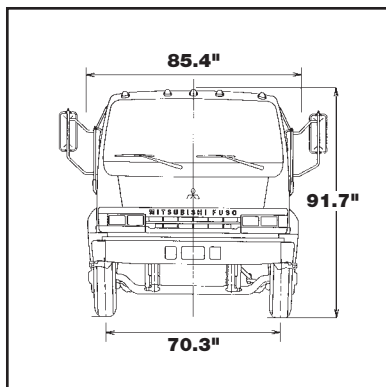
Engine

Model	Mitsubishi 4M50-1AT2
Type	4-stroke cycle, watercooled, direct injection, turbocharged, intercooled diesel
No. of cylinders	Four in-line
Piston displacement	299.0 cu. in. (4.9 liters)
Max. output (SAE, gross)	175 hp@2,700 rpm
Max. torque (SAE, gross)	347 lb.ft.@1,800 rpm
Air cleaner	Dry paper element with snorkel and rain cap
Starter	12-volt
Alternator	12-volt, 100-amp

Chassis

Transmission		4-speed automatic
	Ratio	3.018/1.548/1.000/0.703, reverse 2.678
Axle	Front	Reverse Elliot, I-beam-type, 7,275 lbs. capacity
	Rear	Full-floating-type, 16,975 lbs. capacity
Final reduction gear		Single-reduction hypoid gear
	Ratio	5.571
Tires (Premium)		Single front highway, dual rear traction
	Size	LT215/75 R17.5 (12PR)
Steering		Ball-nut-type with integral-type hydraulic power booster. Telescopic and tilt steering column with steering lock
Suspension	Front	Heavy-duty laminated leaf springs with shock absorbers and stabilizer bar
	Rear	Heavy-duty laminated leaf springs
Brakes	Service	Hydraulically boosted, self-adjusting drum with ABS plus exhaust brake
	Parking	Internal expanding-type on propeller shaft
Fuel tank		33 gallons
Electrical system		Two 12-volt, maintenance-free batteries
Vehicle safety		Energy-absorbing steering wheel, crush bars in doors, daytime running lights and ABS standard

FH SPECIFICATIONS



A. Wheelbase (in.)

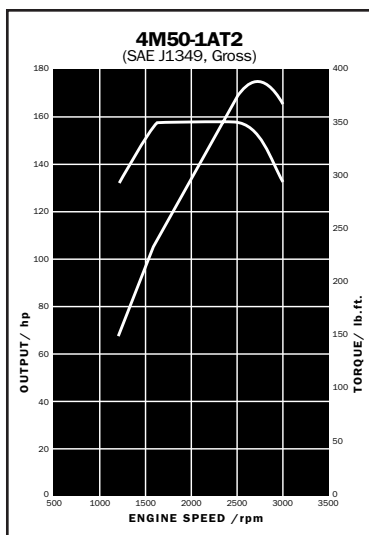
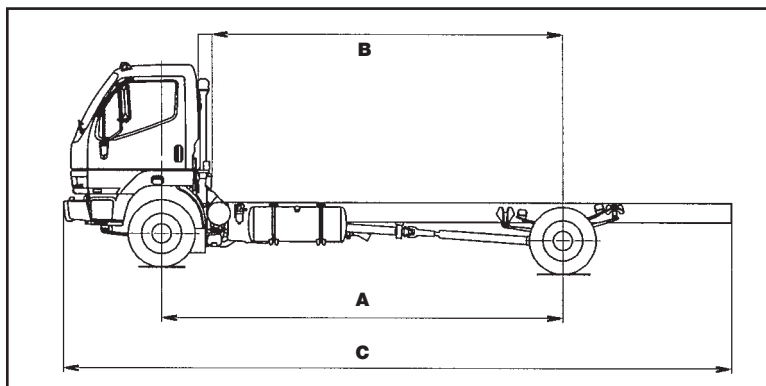
130.3/150.0/169.7/181.5/191.7

B. Usable cab to rear axle (in.)

106.2/125.9/145.6/157.4/168.9

C. Overall length (in.)

222.6/257.3/285.4/302.6/318.3



2003

MITSUBISHI FUSO TRUCK OF AMERICA, Inc.

2015 Center Square Road
Logan Twp., NJ 08085

For the dealer nearest you,
or for more information,
call: **877-202-9650**

Or visit our web site at:
www.mitfuso.com

Vehicle specifications are subject to change without notice. Photos and descriptions included on this spec sheet may vary in comparison to actual vehicle models.

♻️ PRINTED IN THE U.S.A. ON RECYCLED AND RECYCLABLE PAPER 6/02. ©2002 MITSUBISHI FUSO TRUCK OF AMERICA, Inc.

MKT0307