

SPORTSMAN
WAGONS



DODGE
DART



CUSTOM SPORTSMAN WAGON

This is what first-class travel is all about. And it's first-class either way. In the amazingly agile 90"-wheelbase model or the awesomely roomy 108" model. Either size gives you a fine pairing of elegance and practicality. With color-keyed interiors in Beige, Blue, or Green vinyl seat upholstery, side trim panels (front-to-rear, all around), full carpeting, spare tire cover, and full-roof headliner. In addition to this sampling of what is exclusive inside the Custom Sportsman, there is a long list of standard equipment it shares with the Sportsman Wagon (see below). Outside, the Custom Sportsman sports front and rear bumpers, dual outside mirrors, hubcaps, beltline, and windshield mouldings. All are bright-finished. And for a few more dollars there are more conveniences: air conditioning, power steering (exclusive to Dodge in compact wagons), automatic transmission, tinted glass, and more yet.



THRIFTY SPORTSMAN WAGON

For a compact wagon that acts economically without showing it, the Sportsman Wagon is the one. And engines, roominess, and performance are the same as in the Custom Sportsman. Standard Six or V8 engine. As much as 256 cubic feet of cargo space in the 108" model. A full four foot shorter overall length (compared with most regular station wagons) in the 90" model, with an actual gain in cargo space over the station wagons. Add to that a small turning radius and plenty of room for up to 11 adults in the 108" model, and you have the Sportsman Wagon.

Standard equipment includes painted dual outside mirrors, hubcaps and bumpers, right-side double doors with auxiliary step, windshield washers and variable-speed electric wipers, and color-keyed (Blue, Green, Beige, or Black) vinyl bucket front seats. Other interior features include color-keyed sun visors, armrests, door trim panels, padded instrument panel, and all standard safety items.

TWO SPORTSMAN SERIES

Whether it's the man of the family sneaking it out of the garage for a quick, unannounced fishing trip all by himself, or the woman of the house hauling a load of kids off to school or taking the gals to a rummage sale, a Dodge Sportsman Wagon is right at home. Because it handles lightly, parks easily, and looks good inside and out. And both husband and wife like other Sportsman Wagon attributes, too. Such as its exceptional utility, its easy loading and unloading, its quiet, smooth-riding performance, its large brakes, its really comfortable bucket seats, and its engine selection that goes from a penny-pinching 198-cubic-inch Slant Six to a big, powerful 318 V8. Among motor vehicles of all descriptions, the Dodge Sportsman Wagon is one of the few that come close to being all things to all people.

STANDARD EQUIPMENT

For both Sportsman and Custom Sportsman models • 120-horsepower, 198-cubic-inch Dodge Slant Six engine (6-cyl. models) • 210-horsepower, 318-cubic-inch Dodge V8 (8-cyl. models) • 3-speed manual synchro-shift transmission with shift lever on steering column • Two foam-filled bucket seats up front with seat belts • Intermediate bench seat with two seat belts (hexhead bolts permit easy removal of seat) • Double doors on right side with auxiliary step • Double doors in rear • Door locks on all doors • Roll-up windows in front doors with hinged vent panes • Swing-up windows on right-side double doors and left-side center windows • Fresh Air heater/defroster • Left- and right-side and inside rearview mirrors • Front-door trim panels with armrests and recessed door handles • Three coat hooks • Turn signals • Traffic Hazard Warning System • Backup lights • Padded instrument panel • Dual padded sun visors • Front ashtray • Glove box with door • Dome light in driver and rear compartments • Driver compartment headliner • High-level ventilation with left- and right-side air ducts • Ammeter, temperature and fuel gauges, oil pressure light (Sportsman only), oil pressure gauge (Custom Sportsman only) • Heavy-duty door hinges • Variable-speed electric windshield wipers with nonglare arms and blades • Windshield washers • Dual electric horns • Fully insulated engine compartment • Alternator • One-quart throw-away-type oil filter • Dry-type air cleaner with Six and V8 models • Cleaner Air System • Spare wheel and tire • Self-adjusting brakes with Dual Braking System and warning light • Oriflow shock absorbers all around • 3,000-lb. rear axle • Front stabilizer bar • Large 23-gallon fuel tank • Mechanical axle-type jack • Underhood and courtesy light (Custom Sportsman only) • Radiator-level sight glass • 14-inch wheels • G 78-14-B(4PR) blackwall tires.

DODGE CAMPER CONVERSIONS*



CONVERSION BY COREY CRUISER.

A Dodge Sportsman Wagon can be almost anything you want it to be, including a comfortable vacation home on wheels. A home that includes restful beds,** a gas range, running water, an ice box, plenty of storage space, and play space for the kids while you're on the move. A Sportsman equipped like this will keep you snug and safe from the weather and insects in an electrically lighted home that's always ready to roam. And it can always double its usefulness by playing the part of a regular Sportsman when you're around home. To make it more personally yours, you can add on just about any of the regular Dodge Sportsman options. So why wait longer for comfortable, reasonably-priced travel and adventure when it's here right now—at a surprisingly low price? Stop around soon at your Dodge Dealer's and see what he has to offer in traveling homes.

*Dodge does not make the actual conversion or manufacture components for these kits. However, Dodge Truck engineers work closely with leading independent converters to bring you the best possible unit for your outdoor fun.
**Most units sleep four or more.



CONVERSION BY TRAVCO.




DODGE SPORTSMAN WAGON
11-PASSENGER SEATING PACKAGE

If yours is the kind of family (or neighborhood) that frequently has the need for a large-capacity vehicle, here is just the thing. The Dodge 108"-wheelbase Sportsman Wagon with 11-Passenger Seating Package that can handle ten full-sized people, plus driver, in complete comfort. This is the latest in Dodge's extensive and versatile line of Sportsman Wagons, and by far the most capacious in passenger accommodation. And, when there are no passengers on hand, its seats can quickly and easily be removed to provide equally capacious cargo capacity, just as much as in any other Dodge 108" wagon. How's that for double duty at a gratifyingly low cost?


Want to see what a Dodge Sportsman 11-passenger version will carry? Take a look below. And notice those big side doors. Take out the seats, and you can slide an upright piano through that doorway!




Power steering



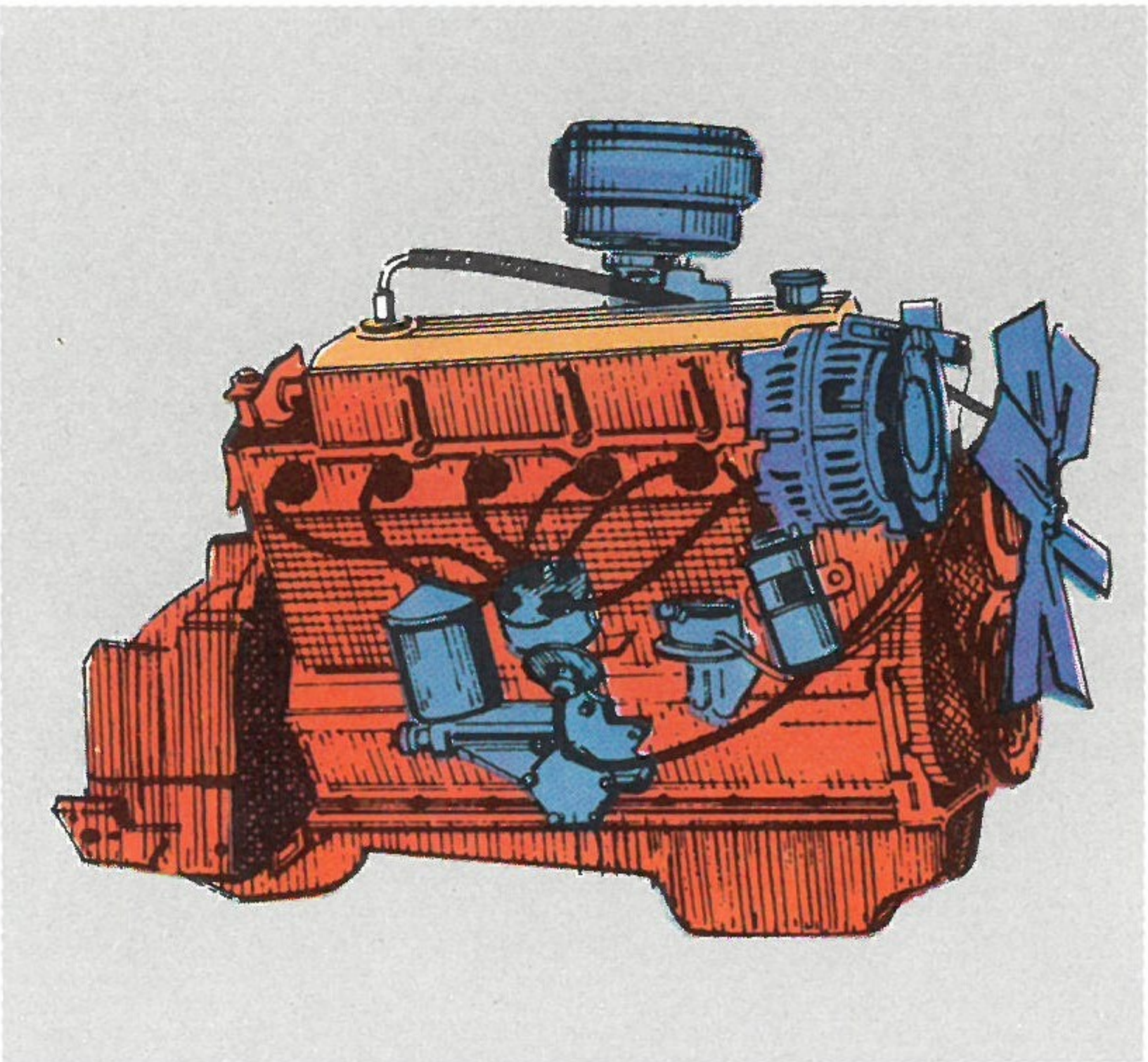
Auxiliary heater




Antispin differential




Automatic transmission




Heavy-duty Slant Six engine




Swing-up windows



Air conditioning



Radio



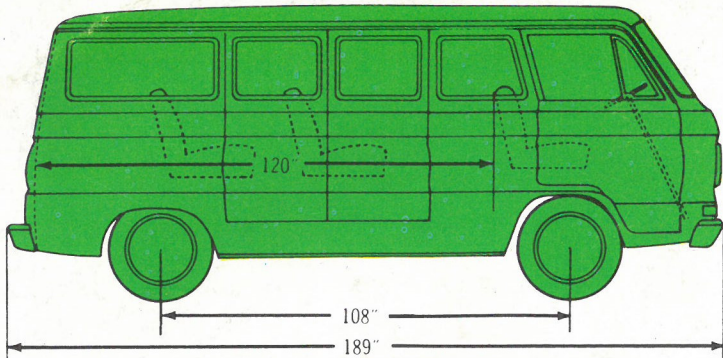
Custom wheel covers.

SPORTSMAN OPTIONS

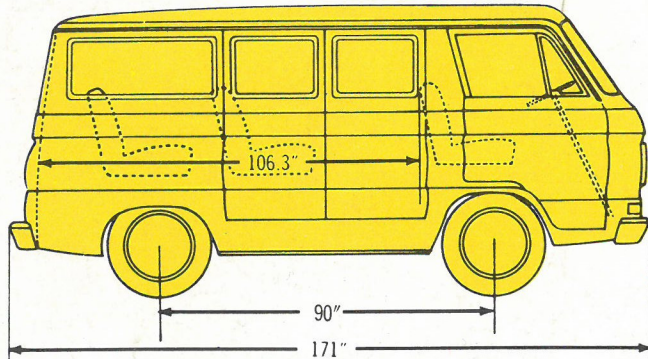
10" clutch with 198 engine • Oil-wetted air cleaner and increased cooling for 6-cylinder engine • Heavy-duty signal switch • 2,500-lb. front axle (a) • 3,600-lb. rear axle (a) (b) • 1,200-lb. front springs (standard on 108"-wheelbase models) (a) • 1,400-lb. rear springs (a) (b) • Heavy-duty battery (59- or 70-amp-hr) • Heavy-duty alternator: 37-amp (opt. 6-cyl.; std. V8), 50- and 60-amp (opt. all engines) • Lock Package—2 keys, 1 for ignition, driver and passenger door, and 1 for side and rear loading doors • Expanding top† • Rear door metal check-arms • Undercoating • 8.25 x 15-D(8PR) tires (a) (b) • Deluxe wheel covers • Two-tone paint • Dual bright-finish outside mirrors (c) • Front bumper guards • Conversion of interior for camping (by conversion manufacturer) • Maximum Payload Package • Whitewall tires • Bright-finish front and rear bumpers (c) • Bright-finish hubcaps (c) • Cigar lighter (c) • Glare-reducing horn ring (c) • Rear compartment headliner (c) • Rear compartment floor mat (d) • Oil pressure gauge instead of warning light (c) • One-quart replaceable-element oil filter • Day/night-type interior mirror • Jr. West Coast painted or bright-finished outside mirrors • Passenger compartment door-operated courtesy light switches • Engine block heater • Full-width rear seat • 11-passenger Seating Package (108"-wheelbase wagon models only) • Additional seat belts.

(a) Included in Heavy-Duty Package on 90"-wheelbase models only. (b) Optional equipment on 108"-wheelbase models. (c) Standard on Custom Sportsman. (d) Sportsman only.
Some options, such as air conditioning, power steering, Heavy-Duty Package, and Sportsman Trailer-Towing Package, are available only with certain other items of equipment. Your Dodge Dealer will gladly assist you in selecting such items within their availability.
†Dodge neither makes the actual conversion nor manufactures nor sells components for these tops. However, Dodge Truck engineers work closely with leading independent converters to bring you the best possible unit for your Sportsman or Custom Sportsman wagon.

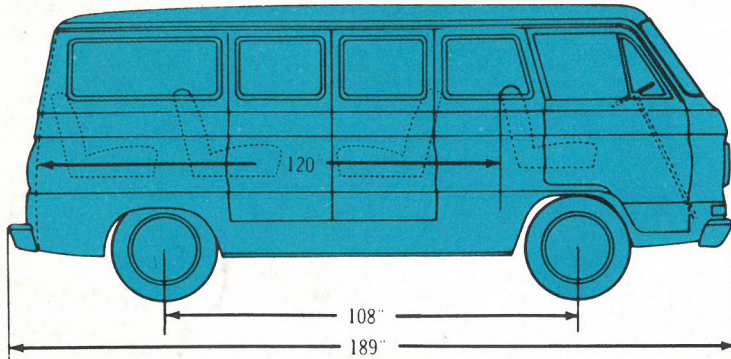
SPECIFICATIONS



108"-Wheelbase Dodge Sportsman Wagon.



90"-Wheelbase Dodge Sportsman Wagon.



Dodge Sportsman Wagon 11-passenger Seating Package for the man who often needs a large-capacity vehicle. On the 108"-wheelbase Sportsman Wagon only, this package can handle ten full-sized people, plus the driver, in complete comfort. And when there are no passengers at hand, the seats can quickly and easily be removed to provide as much cargo capacity as in any other Dodge 108" wagon. How's that for low-cost double duty?

| SPORTSMAN WAGONS | |
|---|---|
| WHEELBASE | 90" 108" |
| AIR CLEANER | DRY-TYPE (6 CYL. AND V8) OIL-BATH (6 CYL.) |
| ALTERNATOR | 12-VOLT, 30-AMP (6-CYL.), 37-AMP (V8) (OPT., 6-CYL.), 50-AMP OR 60-AMP (6-CYL. AND V8) |
| AXLE, FRONT—CAPACITY | I-BEAM, 2,200 LBS., 2,500 LBS.(e) |
| AXLE, REAR—CAPACITY RATIOS (TO 1) | SEMIFLOATING, HYPOID 3,000 LBS., 3,600 LBS. 3.23(a), 3.55(a), 3.91(a), 4.56(b) |
| BATTERY | 12-VOLT, 48-AMP-HOUR, 59- and 70-AMP-HOUR |
| BRAKES, SERVICE | HYDRAULIC WITH DUAL BRAKING SYSTEM (BRAKES ARE SELF-ADJUSTING) |
| SIZE—FRONT —REAR | 10 IN. X 2.5 IN., 11 X 2.75 INCL. W/2,500-LB. FRONT AXLE 10 IN. X 2.5 IN. |
| TOTAL LINING AREA | 195.2 SQ. IN. 214.6 SQ. IN. |
| BRAKES, PARKING | CABLE ACTUATION OF REAR WHEEL BRAKES |
| CLUTCH | SINGLE PLATE, DRY DISC |
| DIAMETER AND AREA | 9.25 IN.—77.84 SQ. IN. (6-CYL.), 10 IN.—100.53 SQ. IN. (6-CYL.)(c) |
| ENGINES—6-CYL.(d) —V8(d) | 120-HP, 198; 140-HP, 225 210-HP, 318 |
| FUEL TANK | 23 GALLONS, LOCATED BEHIND REAR AXLE |
| SHOCK ABSORBERS | ORIFLOW, FRONT AND REAR |
| SPRINGS, FRONT—CAP. (AT PAD) | 940 LBS., 1,200 LBS.(e) |
| SPRINGS, REAR—CAP. (AT PAD) | 1,085 LBS., 1,410 LBS. |
| STEERING | WORM AND ROLLER, POWER(f) |
| TRANSMISSION—MANUAL —AUTOMATIC | 3-SPD. (A250) (6-CYL.), 3-SPD. (A230) (V8) 3-SPD. LOADFLITE |
| TIRES—FRONT AND REAR MAXIMUM AVAILABLE | E78 X 14-B (4 PR) 7.00 X 14-D (8 PR) |
| WHEELS AND RIMS | 5, 5-STUD DISC |

- (a) Available with optional antispin differential.
 (b) Available with 6-cyl. engine only.
 (c) Standard with 318-V8 engine.
 (d) Cleaner Air Package and Positive Crankcase Ventilation System standard.
 (e) Standard with 108-in.-wb models.
 (f) Available with automatic transmission only.
EQUIPMENT IN RED—OPTIONAL AT EXTRA COST.

All product illustrations and specifications are based on authorized information. Although all descriptions are believed correct at publication approval, accuracy cannot be guaranteed. Some of the equipment shown on product illustrations is optional, at extra cost. Dodge Division reserves the right to make changes from time to time, without notice or obligation, in prices, specifications, colors and materials, and to change or discontinue models. DODGE SPORTSMAN WAGON CATALOG. Litho in U.S.A. 81-305-0114 8/69



TAKE IT FROM ME, DON KNOTTS,
DODGE SPORTSMAN WAGONS ARE GREAT!

DODGE DIVISION



CHRYSLER
MOTORS CORPORATION