

2021 FORD COMMERCIAL VEHICLES

F59 SUPER DUTY[®] COMMERCIAL STRIPPED CHASSIS



Computer-generated images with optional features and/or aftermarket equipment shown throughout.

2019 model shown.



**COMMERCIAL
VEHICLES**

FORDUPFITS.COM

A FRAMEWORK TO CARRY YOUR BUSINESS

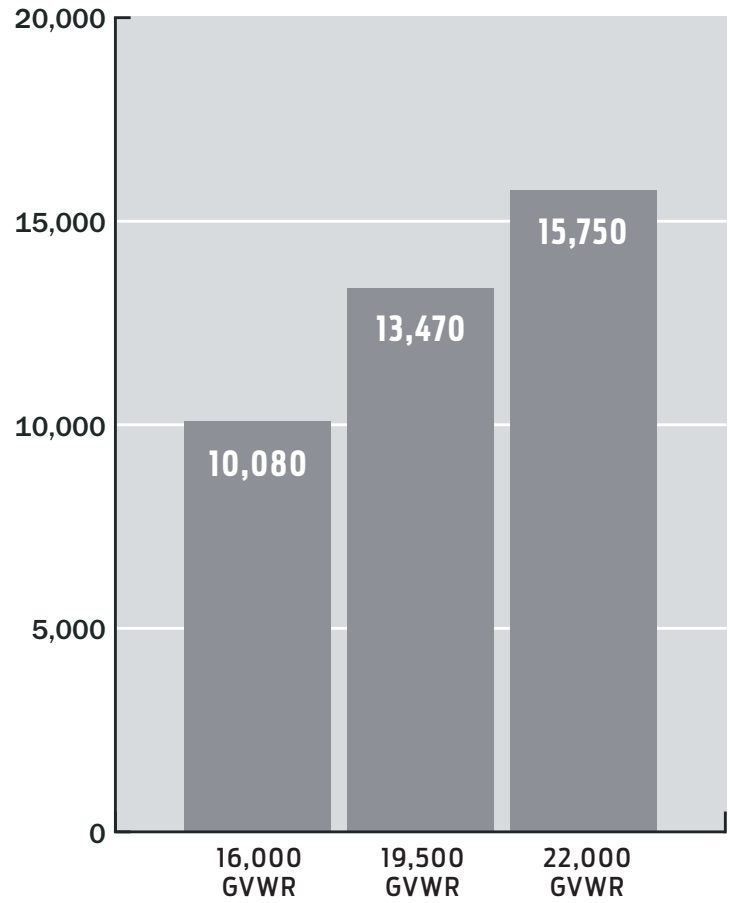
THE ESSENTIAL FACTS

- Auto Headlight Activation Provision
- Configurable Daytime Running Lights
- Full function on-board modem
- Traction Control
- Five wheelbases: 158", 168", 178", 190" and 208"
- GVWRs: 16,000; 19,500 and 22,000 lbs.
- Low step-in height convenience
- 50-degree wheel cut for excellent maneuverability
- 7.3L V8 gas engine standard
- 6-speed TorqShift® double overdrive automatic transmission with Tow/Haul Mode, Hill Start Assist and Neutral Idle
- Maximum 16,000 lbs. GVWR Chassis w/ 23,000 lbs. GCWR
- Maximum 19,500 lbs. and 22,000 lbs. GVWR Chassis w/26,000 lbs. GCWR
- Maximum GCWR and Trailer Towing Capacity with Parcel Delivery Package:
 - 168" WB/19,500 lbs. GVWR/27,200 lbs. GCWR/ 7,700 lbs. trailer tow
 - 178" WB/22,000 lbs. GVWR/29,700 lbs. GCWR/ 7,700 lbs. trailer tow
 - 208" WB/22,000 lbs. GVWR/29,700 lbs. GCWR/ 7,700 lbs. trailer tow



- F59 IS THE HIGHEST-CAPACITY FORD COMMERCIAL STRIPPED CHASSIS
- DESIGNED FOR BODIES FROM 13 FEET UP TO 24 FEET LONG
- FORD WARRANTY, SERVICE AND PARTS

MAXIMUM POUNDS PAYLOAD BY GVWR*



MAXIMUM PAYLOAD BY CHASSIS (LBS.)*

	GVWR (lbs.)		
	16,000	19,500	22,000
158" WB	10,080	13,480	
168" WB	–	13,470**	
178" WB	10,050	13,460	15,750**
190" WB	–	13,400	–
208" WB	–	13,310	15,610**
GCWR	23,000	26,000	26,000
		(27,200*)	(29,700*)


**With Parcel Delivery Package

*Available payload includes weight of upfitted chassis.


IDEAL CHASSIS FOR WALK-IN VAN CUSTOMERS



Available Galvanized Frame System (Optional for the 19,500 lbs. GVWR and 22,000 lbs. GVWR with 208" WB)



Standard E-Coated, Painted Frame



PARCEL DELIVERY PACKAGE (59P)

Includes:

- 168" WB 19,500 lbs. GVWR (Std.)
- 178" WB 22,000 lbs. GVWR (Std.)
- 208" WB 22,000 lbs. GVWR (Opt.)
- Hydro-Max 4-channel ABS brakes
- Front and rear flow-through caps on valve stem
- Painted black 19.5"x6.75" steel disc 10-hole wheels
- Goodyear® 245/70R/19.5 tires – 85 psi
- Sealed/relocated Power Distribution Box (PDB)
- Narrow width rear axles
- 50k psi yield strength galvanized frame rails
- Driveline guard
- Painted transmission cooler
- 7,700 lbs. maximum trailer
- Hand-operated parking brake
- Group 31 battery (78 Amp-hr 750 CCA 12 volts)
- Includes Less Speed Control

DRIVER ASSIST TECHNOLOGY PACKAGE (55C)

Restrictions:

- Adaptive Cruise Control not available when coupled with Parcel Delivery Package (59P)
- Requires Electronic Stability Control (55B)

Includes:

- Automatic Emergency Braking
- Distance Alert/Distance Indication
- Adaptive Cruise Control (Not Available with Parcel Delivery Package (59P))
- Lane Departure Warning
- Driver Alert System
- Auto High Beam Control

10 FT. PULL OUT REAR RAMP PREP PACKAGE OPTION (59R)*

- Available on 19,500 lbs. GVWR chassis with 208-inch wheelbase
- Prepared space between frame rails for stow away ramp
- Revised frame crossmembers
- Lowered fuel tank
- Revised shock absorbers
- Ramp Mounting Brackets for 10' Ramp
- Optional galvanized frame

*Does not include ramp equipment

BREAD AND SNACK DELIVERY • COMMERCIAL LAUNDRY • VENDING MACHINE SUPPLIES • CARPET DELIVERY AND INSTALLATION • TOOL AND PLUMBING SUPPLIES • PORTABLE MEDICAL UNITS • MOBILE LIBRARY • BEVERAGE DELIVERY • CABLE INSTALLATION AND REPAIR • CONSTRUCTION SUPPORT • MUNICIPALITIES • NEWSPAPER DELIVERY • MULTI-STOP DELIVERY • UTILITY COMPANIES • PARCEL DELIVERY • LANDSCAPING • MOBILE RESTAURANT • POLICE SUPPORT • MOBILE SERVICE • FOOD SERVICE DELIVERY

CNG/PROPANE GASEOUS FUEL PREP PACKAGE

A Gaseous Fuel Prep Package (98G) for power conversion to Compressed Natural Gas (CNG) or Propane (Liquid Propane Gas - LPG) is available. Included are hardened engine intake valves, exhaust valves and valve seats.*





7.3L V8 HP GAS ENGINE

The Ford 7.3L V8 with Ford 6-speed TorqShift® double overdrive, automatic transmission is standard on the F59 Commercial Stripped Chassis.

The engine also features Fail-Safe Cooling.




The powertrain control module is available with 65 mph or 68 mph speed limiting options.



*Vehicle will be equipped with the standard factory gasoline fuel system. This package does not include CNG/Propane fuel tanks, lines, etc. See your dealer for details.

FORD BUILT, TORQSHIFT® 6-SPEED AUTOMATIC DOUBLE OVERDRIVE TRANSMISSION WITH TOW/HAUL MODE

The 6-speed TorqShift automatic transmission is designed for tough commercial-duty applications with a rugged torque converter and large-capacity fluid pump for optimal cooling and durability. TorqShift includes a Tow/Haul mode that automatically compensates for altitude, grade and load conditions, and delays transmission upshifts to help reduce the frequency of gear hunting.



TIGHT TURNING MANEUVERABILITY

- 50-degree wheel cut for increased maneuverability
- Cruise control standard**
- Tilt/Telescoping steering column
- TRW TAS 40 power steering gear
- 19.5-inch tires and wheels
- Optional Air Conditioning Prep Package Available
- Optional Daytime Running Lights Available


- 0.67 AND 0.85 OVERDRIVE GEAR RATIOS FOR ENHANCED VEHICLE PERFORMANCE
- LARGE CAPACITY FLUID PUMP FOR OPTIMIZED COOLING AND DURABILITY
- PARK PAWL WHEN TRANSMISSION IS IN PARK

**Cruise delete option is available for non-parcel delivery package.


SELECT WHEELBASE/GVWR

The F59 Commercial Stripped Chassis is available in a choice of (5) wheelbases/(3) GVWR capacities.

This selection of chassis allows operators to more closely match their vehicle to the required chassis carrying capability.

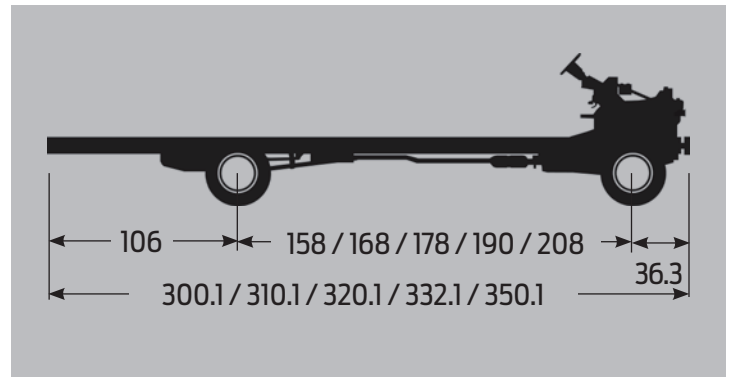


2019 vehicle shown.



WHEELBASE/GVWR UPGRADE PACKAGE

158"	16,000 (20H) and 19,500 lbs. (20J)
168" (w/Parcel Delivery Package)	19,500 lbs. (20J)
178"	16,000 (20H) and 19,500 lbs. (20J) 22,000 (20S) Parcel Delivery and Package
190"	19,500 lbs. (20J)
208"	19,500 (20J) and 22,000 lbs. (20S)



2021 F59 SUPER DUTY® COMMERCIAL STRIPPED CHASSIS

DESCRIPTION	16,000 LBS. GVWR	19,500 LBS. GVWR	22,000 LBS. GVWR
Wheelbase (in.)	158/178	158/168/178/190/208	178/208
Max. GVWR (lbs.)	16,000	19,500	22,000
Max. GCWR (lbs.)	23,000	26,000/27,200 w/Parcel Del. Pkg.	26,000/29,700 w/Parcel Del. Pkg.
Max. Front GAWR (lbs.)	6,500	7,000	8,000
Max. Rear GAWR (lbs.)	11,000	13,500	15,000
Curb Weight (lbs.)	5,911/5,945	6,018/6,026/6,033/6,096/6,189	6,250/6,388
Max. Payload (Includes Body) (lbs.)	10,080/10,050	13,480/13,470/13,460/13,400/13,310	15,750/15,610
Frame, Ladder Type, Single Channel	36,000 psi Steel	36,000 psi Steel ¹	36,000 psi Steel ¹
Front Axle Type (lbs.)	I-Beam (8,000)	I-Beam (8,000)	I-Beam (8,000)
Rear Axle Ratio	4.30	4.88	5.38
Rear Axle Type / (lbs.)	Dana S110/11,000	Dana S110 / 13,500	Dana S130/15,000
Rear Axle Width (in.) (Outside Tire)	94.0	94.0 ²	95.4 ²
Engine	7.3L Port Fuel injection V8	7.3L Port Fuel injection V8	7.3L Port Fuel injection V8
Max. Horsepower	350 HP @ 3,900 RPM	350 HP @ 3,900 RPM	350 HP @ 3,900 RPM
Peak Torque	468 lbs.-ft. @ 3,900 RPM	468 lbs.-ft. @ 3,900 RPM	468 lbs.-ft. @ 3,900 RPM
Emissions	50 State	50 State	50 State
Transmission	TorqShift® 6-Speed Automatic, 0.67 and 0.85 Overdrive Ratios, Internal PARK Pawl w/Tow/Haul	TorqShift 6-Speed Automatic, 0.67 and 0.85 Overdrive Ratios, Internal PARK Pawl w/Tow/Haul	TorqShift 6-Speed Automatic, 0.67 and 0.85 Overdrive Ratios, Internal PARK Pawl w/Tow/Haul
PRNDL / Shifter	Column Mounted	Column Mounted	Column Mounted
Alternator	210-Amp/240-Amp (Opt.)	210-Amp/240-Amp (Opt.)	210-Amp/240-Amp (Opt.)
Battery	78-Amp Hr./750 CCA	78-Amp Hr./750 CCA	78-Amp Hr./750 CCA
Brakes	4-Wheel Disc w/4-Channel ABS Hydro-Boost	4-Wheel Disc w/4-Channel ABS Hydro-Boost ³	4-Wheel Disc w/4-Channel ABS Hydro-Max
Parking Brake (Drum-Hat-16,000 & 19,500 GVWR) (Rear Axle Diff on all GVWR)	Foot Operated, Hand Released	Foot Operated, Hand Released ⁴	Foot Operated, Hand Released ⁴
Fuel Tank Capacity / Location	40-Gallon/Aft of Rear Axle, Left Hand Side Fuel Fill	40-Gallon/Aft of Rear Axle, Left Hand Side Fuel Fill	40-Gallon/Aft of Rear Axle, Left Hand Side Fuel Fill
Shock Absorbers, Sachs Premium	Front/Rear	Front/Rear	Front/Rear
Steering	Power	Power	Power
Tires	225/70R19.5G BSW Highway	225/70R19.5G BSW Highway ⁵	245/70R19.5G BSW Highway
Wheel Type / Dimensions (in.)	Steel/19.5 x 6.0-10 Hole	Steel/19.5 x 6.0-10 Hole ⁵	Steel/19.5 x 6.75-10 Hole
Steering Wheel / Diameter (in.)	Tilt/Telescoping Column w/ 17.5" Wheel	Tilt/Telescoping Column w/ 17.5" Wheel	Tilt/Telescoping Column w/ 17.5" Wheel
Wheel Cut	50 Degrees	50 Degrees	50 Degrees
Recommended Body Lengths (ft.) ⁶	13-18	16-22	19-24
Turning Diameter - Curb-to-Curb (ft.)	45.4/49.7	45.4/48.3/49.7/52.2/56.1	49.7/56.1

¹Parcel Delivery Package has a 50k psi rail.

²90.5 w/ Parcel Delivery Package (Narrow Rear Axle)

³19.5k GVWR Parcel Delivery Package includes the Hydro-Max System, not Hydro-Boost.

⁴Hand Operated/Hand Release w/ Parcel Delivery Package

⁵245/70R19.5G BSW Highway and Steel/19.5 x 6.75-10 Hole with Parcel Delivery Package

⁶Consult with your body supplier prior to final selection.

CUSTOMER SUPPORT

CUSTOMER ASSISTANCE CENTER

This 24-hour, seven-days-a-week Hotline was designed to serve owners. By dialing 1-866-257-1616, the caller has access to:

- The nearest appropriate service location
- Assistance in scheduling a service appointment
- Service Assistance for customers in resolving Ford chassis-related concerns

5 YEARS OR 60,000 MILES ROADSIDE ASSISTANCE*

This 24-hour, seven-days-a-week Hotline is a standard feature on all F59 Commercial Stripped Chassis. By dialing 1-866-257-1616, Ford Stripped Chassis Customers also have access to:

- Flat Tire Changes (No Charge with Ford)
- Jump-Start For A Dead Battery (No Charge with Ford)
- Gasoline, If Out of Fuel (No Charge with Ford)
- Vehicle Lock-Out Service (No Charge with Ford)
- Towing To The Closest Dealer (No Charge with Ford)

IN-DEALERSHIP SERVICE SUPPORT

- Over 3,500 Ford dealerships in the U.S. and Canada
- Certified service technicians backed by computerized diagnostics and national technical hotline support
- Verification of available owner notification and recall information affecting F59 Commercial Stripped Chassis

IMPORTANT WARRANTY INFORMATION**

The Ford F59 Commercial Stripped Chassis has a Bumper-to-Bumper limited warranty for 3 years or 36,000 miles and a Powertrain limited warranty for 5 years or 60,000 miles, whichever occurs first. Parts of the vehicle manufactured and covered by Ford Motor Company are listed in the Warranty Information Booklet that comes with the vehicle. It states the owner's rights and responsibilities, and should be read carefully.

* 5 years or 60,000 miles, whichever occurs first. See your Ford dealer for details.

** See your Ford Dealer for a copy of the limited warranty.



2019 model shown.



Commercial Vehicle Sales & Marketing
North American Fleet, Lease and Remarketing Operations
Ford Motor Company



COMMERCIAL
VEHICLE CENTER

Information is provided on an "as is" basis and could include technical, typographical or other errors. Ford makes no warranties, representations, or guarantees of any kind, expressed or implied, including but not limited to, accuracy, currency, or completeness, the information, materials, content, availability, and products. Ford reserves the right to change specifications, pricing and equipment at any time without incurring obligations. Your Ford dealer is the best source of the most up-to-date information on Ford vehicles.



COMMERCIAL
VEHICLES