


NEWS AND VIEWS OF THE
AIR BORN *B-58* BUICK



1958 BUICK SPECIFICATIONS . . . and Standard Equipment in each Series

LIMITED SERIES 700

STANDARD EQUIPMENT: Flight Pitch Dynaflow, "Lucite" paint, Dual Exhausts, Quadrajet Carburetor, Safety Power Steering, Automatic Windshield Washer, Wide-Angle Windshield Wipers, Back-up Lights, Glareproof rearview mirror, Safety-Buzzer, Parking Brake Warning Light, Electric Clock, DeLuxe Wheel Covers, Double-Depth Foam Rubber Seat Cushions, Foam-backed Carpeting, Safety Instrument Panel Cover, Direction Signals, Dual Map Lights, Dual Sunshades, Cigarette Lighters, Automatic Glove Compartment Light, Dual horns, Oil Filter—Full-Flow Design, Intake Silencer and heavy-duty Dry-type air cleaner with disposable filter, StepOn Self-locking parking brake, Gas-Filler Door in center of rear bumper, Anti-rust fuel line system, Heavy insulation against heat and sound, Horizontal Redliner Speedometer, Trip-Mileage Indicator, Dual Vista-Vision Headlights. Electrically operated windows plus outside rearview mirror. Aluminum air-cooled brake drums. Power Brakes and 6-way power front seat. Safety Plate glass in every window.

BUICK VALVE-IN-HEAD 8-12000 ENGINE—300 hp., 10 to 1 compression ratio. Bore and stroke 4.125 x 3.4. Displacement 364 cubic inches. Maximum torque, 400 ft.-lbs. at 3200 rpm.

FLIGHT PITCH DYNAFLOW DRIVE—Maximum torque ratio at stall, 4.5 at 3200 rpm. Total oil capacity (refill) 22 pints.

WHEELBASE—127½ inches. Front tread, 60.1 inches. Rear tread, 61.0 inches. Over-all car length, 227.1 inches.

WHEELS AND TIRES—Tubeless tires. Broad rim, demountable steel disc wheels, 15 x 6. Tire size, 8.00 x 15, 4-ply.

ROADMASTER SERIES 75

STANDARD EQUIPMENT: Flight Pitch Dynaflow, "Lucite" paint, Dual Exhausts, Quadrajet Carburetor, Safety Power Steering, Automatic Windshield Washer, Wide-Angle Windshield Wipers, Back-up Lights, Glareproof rearview mirror, Safety-Buzzer, Parking Brake Warning Light, Electric Clock, DeLuxe Wheel Covers, Double-Depth Foam Rubber Seat Cushions, Foam-backed Carpeting, Safety Instrument Panel Cover, Direction Signals, Dual Map Lights, Dual Sunshades, Cigarette Lighters, Automatic Glove Compartment Light, Dual horns, Oil Filter—Full-Flow Design, Intake silencer and heavy-duty Dry-type air cleaner with disposable filter, StepOn Self-locking parking brake, Gas-Filler Door in center of rear bumper, Anti-rust fuel line system, Heavy insulation against heat and sound, Horizontal Redliner Speedometer, Trip-Mileage Indicator, Dual Vista-Vision Headlights. Electrically operated windows plus outside rearview mirror. Aluminum air-cooled brake drums. Power Brakes and 6-way power front seat. Safety Plate glass in every window.

BUICK VALVE-IN-HEAD 8-12000 ENGINE—300 hp., 10 to 1 compression ratio. Bore and stroke 4.125 x 3.4. Displacement 364 cubic inches. Maximum torque, 400 ft.-lbs. at 3200 rpm.

FLIGHT PITCH DYNAFLOW DRIVE—Maximum torque ratio at stall, 4.5 at 3200 rpm. Total oil capacity (refill) 22 pints.

WHEELBASE—127½ inches. Front tread, 60.1 inches. Rear tread, 61.0 inches. Over-all car length, 219.1 inches.

WHEELS AND TIRES—Tubeless tires. Broad rim, demountable steel disc wheels, 15 x 6. Tire size, 8.00 x 15, 4-ply.

SUPER SERIES 50

STANDARD EQUIPMENT: Variable Pitch Dynaflow, Safety Power Steering, Quadrajet Carburetor, Foam Rubber Seat Cushions, Automatic Trunk Light, Electric Clock, Safety instrument panel cover, Direction Signals, Sliding sunshades, Cigarette Lighter, Automatic Glove Compartment Light, Dual Horns, Oil Filter—Full-Flow Design, Intake silencer and heavy-duty Dry-type air cleaner with disposable filter, StepOn Self-locking parking brake, Gas-Filler Door in center of rear bumper, Anti-rust fuel line system, Heavy insulation against heat and sound, Horizontal Redliner Speedometer, Trip-Mileage Indicator, Dual Vista-Vision Headlights, Wide-Angle Windshield Wipers. Safety Plate glass in every window.

BUICK VALVE-IN-HEAD 8-12000 ENGINE—300 hp., 10 to 1 compression ratio. Bore and stroke 4.125 x 3.4. Displacement 364 cubic inches. Maximum torque, 400 ft.-lbs. at 3200 rpm.

VARIABLE PITCH DYNAFLOW DRIVE—Maximum torque ratio at stall, 3.5 at 3000 rpm. Total oil capacity (refill) 22 pints. Flight-Pitch Dynaflow optional.

WHEELBASE—127½ inches. Front tread, 60.1 inches. Rear tread, 61.0 inches. Over-all car length, 219.1 inches.

WHEELS AND TIRES—Tubeless tires. Broad rim, demountable steel disc wheels, 15 x 6. Tire size, 7.60 x 15, 4-ply.

CENTURY SERIES 60

STANDARD EQUIPMENT: Variable Pitch Dynaflow, Quadrajet Carburetor, Foam Rubber Seat Cushions, Automatic Trunk Light, Electric Clock, Rear License Plate Frame, Direction Signals, Safety instrument panel cover, Sliding Sunshades, Cigarette Lighter, Automatic Glove Compartment Light, Dual Horns, Oil Filter—Full-Flow Design, Intake silencer and heavy-duty Dry-type air cleaner with disposable filter, StepOn self-locking parking brake, Gas-Filler Door in center of rear bumper, Anti-rust fuel line system, Heavy insulation against heat and sound, Horizontal Redliner Speedometer, Trip-Mileage Indicator, Dual Vista-Vision Headlights, Wide-Angle Windshield Wipers. In Convertible, electrically operated windows and horizontal front seat adjustment, plus outside rearview mirror. Safety Plate glass in every window.

BUICK VALVE-IN-HEAD 8-12000 ENGINE—300 hp., 10 to 1 compression ratio. Bore and stroke 4.125 x 3.4. Displacement 364 cubic inches. Maximum torque, 400 ft.-lbs. at 3200 rpm.

VARIABLE PITCH DYNAFLOW DRIVE—Maximum torque ratio at stall, 3.5 at 3000 rpm. Total oil capacity (refill) 22 pints. Flight Pitch Dynaflow, optional.

WHEELBASE—122 inches. Front tread, 60.1 inches. Rear tread, 59 inches. Over-all car length, 211.8 inches.

WHEELS AND TIRES—Tubeless tires. Broad-rim, demountable steel disc wheels, 15 x 6. Tire size 7.60 x 15, 4-ply.

SPECIAL SERIES 40

STANDARD EQUIPMENT: Direction Signals, Sliding Sunshades, Cigarette Lighter, Automatic Glove Compartment Light, Outside rearview mirror on Convertible, Dual Horns, Oil Filter—Full-Flow Design, Intake silencer and heavy-duty Dry-type air cleaner with disposable filter, StepOn Self-locking parking brake, Gas-Filler Door in center of rear bumper, Anti-rust fuel line system, Heavy insulation against heat and sound, Horizontal Redliner Speedometer, Trip-Mileage Indicator, Dual Vista-Vision Headlights, Wide-Angle Windshield Wipers. Safety Plate glass in every window.

BUICK VALVE-IN-HEAD 8-12000 ENGINE—250 horsepower, compression ratio 9.5 to 1 with Dynaflow (optional). Bore and stroke 4.125 x 3.4. Displacement, 364 cubic inches. Maximum torque, 380 ft.-lbs. at 2400 rpm with Dynaflow.

FLIGHT PITCH OR VARIABLE PITCH DYNAFLOW DRIVE—Optional at extra cost.

WHEELBASE—122 inches on all models. Front tread, 59.5 inches. Rear tread, 59 inches. Over-all car length, 211.8 inches.

WHEELS AND TIRES—Tubeless tires. Broad rim, demountable steel disc wheels, 15 x 5.50. Standard tire size, 7.10 x 15, 4-ply. Optional tire size, 7.60 x 15, 4-ply. Standard tire size for Estate Wagons and Convertible, 7.60 x 15, 4-ply.

ALL SERIES

STEERING—Recirculating ball bearing gear: 28.8 to 1 over-all ratio, standard on Series 60 and 40. Buick Safety Power Steering with over-all ratio of 19.7 to 1 standard on Series 700, 75 and 50. Optional on Series 60 and 40 at extra cost.

BRAKES—Four wheel hydraulic, air-cooled aluminum brake drums, front—cast brake drums, rear, on Series 700, 75, 50, 60. Cast brake drums front and rear on Series 40. 12-in. diameter, front and rear, on all Series. Power brakes standard on Series 700 and 75, optional at extra cost on all other Series.

REAR AXLE—Buick Rotoflow Torque-Tube Drive, semi-floating rear axle with hypoid gears. Gear ratios: 3.23 to 1 on Series 700, 75, 50 and 60. 3.23 to 1 on Series 40 with Dynaflow.

SUSPENSION—Ball-joint front suspension with ride stabilizer. Coil springs, front and rear. Rear sway control by radius rod. Air-Poise Suspension, optional.



FRAME—Channel Side Bars with "I" Beam X-Member.

SHOCK ABSORBERS—Double Acting Direct Type, front and rear.

ELECTRICAL SYSTEM—12 volt-70 amp Delco-Remy. Solenoid starter. Battery mounted under hood. Dual Vista-Vision Headlights.

Buick Motor Division, General Motors Corporation, reserves the right to make changes at any time, without notice, in prices, colors, materials, equipment, specifications, models, and to discontinue models.

IT LOOKS AND FEELS LIKE FLIGHT ON WHEELS ...



WITH SPECTACULAR NEW PERFORMANCE!

WITH FRESH NEW BOLD-FACE STYLING

From your first meeting with the B-58 Buick, you know that here is a fresh new concept in styling that sets this Buick apart from anything that has gone before. Up front, it's in the beautiful new Fashion-Aire Dynastar Grille and the crowning beauty of the dual Vista-Vision head lamps. In profile, it's in the fresh new look of side panels and the lower roof and fender lines. To the rear, it's in the dramatic thrust of twin tower taillights and broad spread of bumper. And with this fresh new look go engineering advances that make this B-58 Buick the car of magnificent change.

BUICK'S MIGHTY B-12000 ENGINE

This great V8 engine takes its name from the fact that it develops a thrust of 12,000 pounds behind every piston's power stroke as it is fired. With such a tremendous driving force, this V8 is the most modern power plant it is possible to build for today's fuels. It's an engine of almost limitless reserve for any road challenge—an engine utilizing the advantages of aluminum wherever possible—an engine built to the exacting standards of the highest Buick quality yet.

BUICK'S DAZZLING NEW FLIGHT PITCH DYNAFLOW*

Buick engineers have made transmission news with a true infinitely variable stator for Buick's new Flight Pitch Dynaflow. Now you can switch the pitch a million ways for the greatest sense of command—the most exhilarating responsiveness you've ever known. *THERE'S A NEW RESPONSIVENESS IN BUICK'S FAMOUS VARIABLE PITCH DYNAFLOW,* TOO.* Now even this sensational transmission has a brilliant new split-second obedience and safety pickup—thanks to a new stator blade positioning.

WITH A NEW MIRACLE RIDE PLUS AIR-POISE SUSPENSION*

For 1958, Buick's Miracle Ride is based on an engineering formula that no other car in the world gives you. An X-Braced Frame for solidity. A Buick Rotoflow Torque-Tube Drive for rigidity. And 4 coil springs for softness.

Now comes Buick's Air-Poise Suspension to make this marvelous ride even more wonderful. By traveling on 4 cylinders of air instead of 4 coil springs, Buick's new ride automatically levelizes itself to any road or load—floats you over boulevards or back roads with equal smoothness—gives you the levellest, finest ride in motordom.

THE AIR BORN B-58 BUICK... *Limited . Roadmaster 75 . Century . Super . Special*

*Flight Pitch Dynaflow standard on LIMITED and ROADMASTER 75, optional at extra cost on other Series. Variable Pitch Dynaflow standard on SUPER and CENTURY, optional at extra cost on SPECIAL. Air-Poise Suspension optional at extra cost on all Series.

THE *Limited* BY BUICK

An exclusive new luxury car . . . proudly presented and proudly possessed

You will find a new luxury car has come on the fine-car scene—and its name is the LIMITED by Buick. Everything in this exquisite traveler has been created to heighten your enjoyment of owning one of the most luxurious motorcars in the world. Its regal lines are longer than any other Buick—nearly 19 feet from bumper to bumper—and distinctively highlighted by exclusive fashion features. Its Flight Pitch Dynaflow brings new mastery to motion. Its Air-Poise Suspension* opens a new dimension in comfort. And every power need—for windows, brakes, steering and seat adjustment—stands ready to give you new ease of command. Truly, if owning a car of magnificent new proportion is your desire—then the LIMITED deserves your first consideration in 1958.


*Air-Poise Suspension optional at extra cost on all Series.



LIMITED 4-Door 6-Passenger RIVIERA,
Model 750, 127½-in. Wheelbase, 300 Horsepower



LIMITED 2-Door 6-Passenger CONVERTIBLE,
Model 756, 127½-in. Wheelbase, 300 Horsepower



LIMITED 2-Door 6-Passenger RIVIERA,
Model 755, 127½-in. Wheelbase, 300 Horsepower

BUICK *Roadmaster 75* FOR '58

A new summit of luxury among the standard-length fine cars

The 1958 Buick ROADMASTER 75 brings you travel that is enriched by motordom's most prized features.

For here you find interior décor executed in a new excellence and good taste.

Here you have Buick's peak power train and newest ride developments. And here, also, you have a full array of power assists and accessories to make even the longest of trips a wondrous experience in easy driving. By every measure you put to it—be it mastery of command,


luxury, or exclusiveness of styling—you will find the 1958 ROADMASTER 75 an exceptional possession for the discerning buyer.



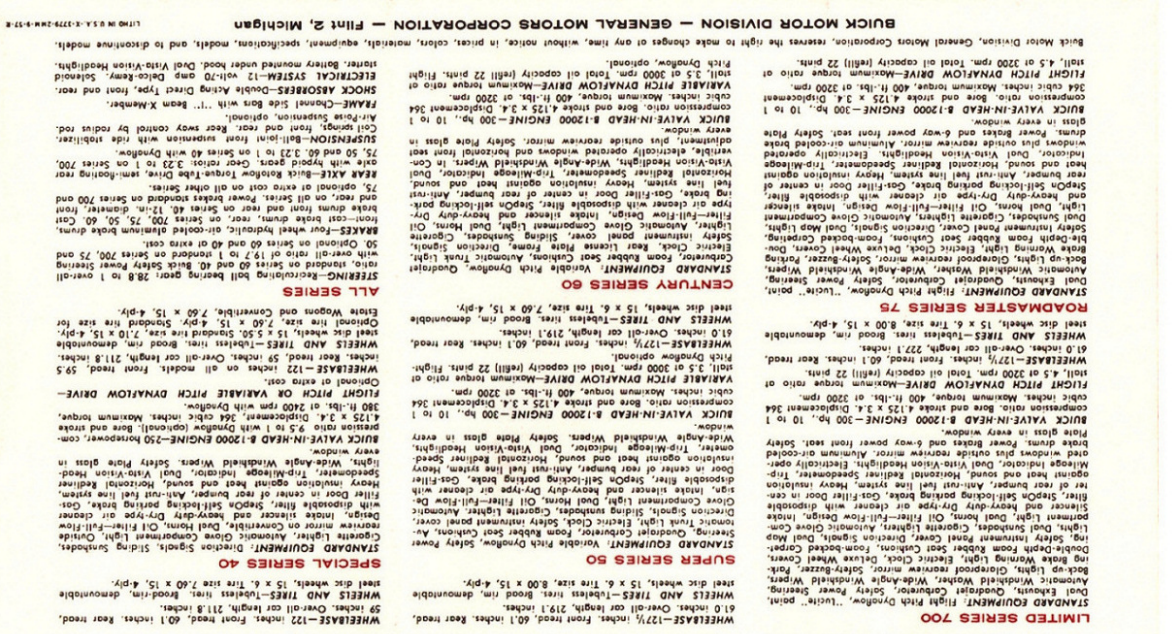
ROADMASTER 75 4-Door 6-Passenger RIVIERA,
Model 75, 127½-in. Wheelbase, 300 Horsepower



ROADMASTER 75 2-Door 6-Passenger RIVIERA,
Model 75R, 127½-in. Wheelbase, 300 Horsepower



ROADMASTER 75 2-Door 6-Passenger CONVERTIBLE,
Model 75C, 127½-in. Wheelbase, 300 Horsepower



WITH FRESH NEW BOLD-FACE STYLING

From your first meeting with the B-58 Buick, you know that here is a fresh new concept in styling that sets this Buick apart from anything that has gone before. Up front, it's in the beautiful new Fashion-Aire Dynastar Grille and the crowning beauty of the dual Vista-Vision head lamps. In profile, it's in the fresh new look of side panels and the lower roof and fender lines. To the rear, it's in the dramatic thrust of twin tower taillights and broad spread of bumper. And with this fresh new look go engineering advances that make this B-58 Buick the car of magnificent change.

BUICK'S MIGHTY B-12000 ENGINE

This great V8 engine takes its name from the fact that it develops a thrust of 12,000 pounds behind every piston's power stroke as it is fired. With such a tremendous driving force, this V8 is the most modern power plant it is possible to build for today's fuels. It's an engine of almost limitless reserve for any road challenge—an engine utilizing the advantages of aluminum wherever possible—an engine built to the exacting standards of the highest Buick quality yet.

BUICK'S DAZZLING NEW FLIGHT PITCH DYNAFLOW®

Buick engineers have made transmission news with a true *infinitely variable* stator for Buick's new Flight Pitch Dynaflow. Now you can switch the pitch a million ways for the greatest sense of command—the most exhilarating responsiveness you've ever known. **THERE'S A NEW RESPONSIVENESS IN BUICK'S FAMOUS VARIABLE PITCH DYNAFLOW,® TOO.** Now even this sensational transmission has a brilliant new split-second obedience and safety pickup—thanks to a new stator blade positioning.

WITH A NEW MIRACLE RIDE PLUS AIR-POISE SUSPENSION*

For 1958, Buick's Miracle Ride is based on an engineering formula that no other car in the world gives you. An X-Braced Frame for solidity. A Buick Rotoflow Torque-Tube Drive for rigidity. And 4 coil springs for softness.

Now comes Buick's Air-Poise Suspension to make this marvelous ride even more wonderful. By traveling on 4 cylinders of air instead of 4 coil springs, Buick's new ride automatically levels itself to any road or load—floats you over boulevards or back roads with equal smoothness—gives you the levellest, finest ride in motordom.

*Flight Pitch Dynaflo standard on LIMITED and ROADMASTER 75, optional at extra cost on other Series. Variable Pitch Dynaflo standard on SUPER and CENTURY, optional at extra cost on SPECIAL. Air-Poise Suspension optional at extra cost on all Series.

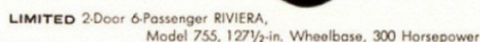

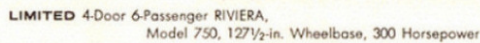
THE AIR BORN B-58 BUICK... *Limited* . *Roadmaster 75* . *Century* . *Super* . *Special*

THE *Limited* BY BUICK

An exclusive new luxury car . . . proudly presented and proudly possessed

You will find a new luxury car has come on the fine-car scene—and its name is the LIMITED by Buick. Everything in this exquisite traveler has been created to heighten your enjoyment of owning one of the most luxurious motorcars in the world. Its regal lines are longer than any other Buick—nearly 19 feet from bumper to bumper—and distinctively highlighted by exclusive fashion features. Its Flight Pitch Dynaflo brings new mastery to motion. Its Air-Poise Suspension* opens a new dimension in comfort. And every power need—for windows, brakes, steering and seat adjustment—stands ready to give you new ease of command. Truly, if owning a car of magnificent new proportion is your desire—then the LIMITED deserves your first consideration in 1958.

*Air-Poise Suspension optional at extra cost on all Series.




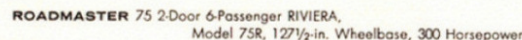
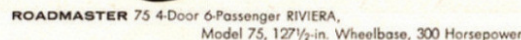
BUICK *Roadmaster* 75 FOR '58

A new summit of luxury among the standard-length fine cars

The 1958 Buick ROADMASTER 75 brings you travel that is enriched by motordom's most prized features.

For here you find interior décor executed in a new excellence and good taste.

Here you have Buick's peak power train and newest ride developments. And here, also, you have a full array of power assists and accessories to make even the longest of trips a wondrous experience in easy driving. By every measure you put to it—be it mastery of command, luxury, or exclusiveness of styling—you will find the 1958 ROADMASTER 75 an exceptional possession for the discerning buyer.



BUICK *Estate Wagons* FOR '58

Here, on this page, you are face to face with the rest of the sleek and glamorous B-58 Buicks.

To the right you see Buick's sleek, glamorous and versatile Estate Wagons in 3 price ranges.

Just below is the SUPER Series—and you will find these are cars with a great new spaciousness and spirit in the medium-priced field.


At lower left is the CENTURY Series—and for 1958 it adds new sparkle to its name as America's most spectacular performance buy.

Then over at the lower right, you see the brilliant SPECIAL Series, and only the price tags will tell you that these Buicks are the thriftiest buys in the family.


When you've finished studying these stunning new B-58 Buicks, come take one out on the road. Try the wondrous luxury of the new Buick ride—the full authority of its new performance—its joyous ease of handling. See for yourself that here is truly the first big car that's light on its feet. Do that today.



CENTURY 4-Door 6-Passenger CABALLERO, Model 69, 122-in. Wheelbase, 300 Horsepower




SPECIAL 4-Door 6-Passenger RIVIERA ESTATE WAGON, Model 49D, 122-in. Wheelbase, 250 Horsepower




SPECIAL 4-Door 6-Passenger ESTATE WAGON, Model 49, 122-in. Wheelbase, 250 Horsepower

BUICK *Super* FOR '58




SUPER 4-Door 6-Passenger RIVIERA, Model 53, 127 1/2-in. Wheelbase, 300 Horsepower



SUPER 2-Door 6-Passenger RIVIERA, Model 56R, 127 1/2-in. Wheelbase, 300 Horsepower


BUICK *Special* FOR '58




SPECIAL 2-Door 6-Passenger RIVIERA, Model 46R, 122-in. Wheelbase, 250 Horsepower



SPECIAL 4-Door 6-Passenger RIVIERA, Model 43, 122-in. Wheelbase, 250 Horsepower



SPECIAL 2-Door 6-Passenger CONVERTIBLE, Model 46C, 122-in. Wheelbase, 250 Horsepower



SPECIAL 4-Door 6-Passenger SEDAN, Model 41, 122-in. Wheelbase, 250 Horsepower



SPECIAL 2-Door 6-Passenger SEDAN, Model 48, 122-in. Wheelbase, 250 Horsepower


BUICK *Century* FOR '58



CENTURY 2-Door 6-Passenger CONVERTIBLE, Model 66C, 122-in. Wheelbase, 300 Horsepower



CENTURY 4-Door 6-Passenger RIVIERA, Model 63, 122-in. Wheelbase, 300 Horsepower




CENTURY 2-Door 6-Passenger RIVIERA, Model 66R, 122-in. Wheelbase, 300 Horsepower



CENTURY 4-Door 6-Passenger SEDAN, Model 61, 122-in. Wheelbase, 300 Horsepower

P. S. Standout example of the new styling modernity and many engineering advances you get in all B-58 Buicks is evidenced in this lowest priced Sedan, Model 48—proof again that if you can afford any new car, you can afford a Buick.

• All B-58 Buick interiors are stunningly color-mated to the new exterior paints and are offered in a wide selection of patterns and fabrics.



→ GUEST-DRIVE THE B-58 BUICK TODAY!

