

2022 FLEET PREVIEW GUIDE



FORD FLEET



FORD FLEET BRAND

FORD MUSTANG®

FORD BRONCO™

FORD UTILITIES

FORD TRUCKS

FORD VANS & WAGONS

FORD POLICE & SSV

LINCOLN

FORD FLEET SERVICES

FORD FLEET BRAND

| | |
|--|----|
| Brand Overview | 2 |
| Commercial Vehicles | 4 |
| Utility Vehicles | 6 |
| Electric Vehicles | 8 |
| Law Enforcement Vehicles | 10 |
| Performance Vehicles | 12 |
| Lincoln Luxury Vehicles | 14 |
| Connectivity | 16 |
| Technology | 18 |
| Safety Features | 20 |
| Ford Co-Pilot360™ Technology & Lincoln Co-Pilot360™ Technology | 22 |
| Additional Available Technology | 26 |
| Technology Availability | 28 |



FORD MUSTANG

| | |
|--------------------------------------|----|
| Lineup Comparison | 30 |
| Ford Mustang® Fastback & Convertible | 32 |
| Ford Mustang Mach-E® | 34 |



FORD BRONCO

| | |
|--------------------|----|
| Lineup Comparison | 36 |
| Ford Bronco™ Sport | 38 |
| Ford Bronco | 40 |



FORD UTILITIES

| | |
|--------------------------------------|----|
| Lineup Comparison | 42 |
| Ford EcoSport® | 44 |
| Ford Escape® | 46 |
| Ford Edge® | 48 |
| Ford Explorer® | 50 |
| Ford Expedition®/Ford Expedition MAX | 52 |



FORD TRUCKS

| | |
|-------------------------------|----|
| Lineup Comparison | 54 |
| Ford Ranger® | 56 |
| Ford F-150® | 58 |
| F-250/F-350/F-450 | |
| Ford Super Duty® Pickup | 60 |
| F-350/F-450/F-550 | |
| Super Duty Chassis Cab® | 62 |
| F-600 Super Duty Chassis Cab | 64 |
| F-650/F-750 Super Duty Gas | 66 |
| F-650/F-750 Super Duty Diesel | 68 |



FORD VANS & WAGONS

| | |
|---|----|
| Lineup Comparison | 70 |
| Ford Transit Connect® Cargo Van | 72 |
| Transit Connect Passenger Wagon | 74 |
| Ford Transit® Cargo Van | 76 |
| Transit Crew Van | 78 |
| Transit Passenger Van | 80 |
| Transit Cutaway & Chassis Cab | 82 |
| Ford E-Series® Cutaway & Stripped Chassis | 84 |



FORD POLICE & SSV

| | |
|--------------------------------------|----|
| Lineup Comparison | 86 |
| Ford Police Interceptor® Utility | 88 |
| All-New 2021 F-150 Police Responder® | 90 |
| F-150 SSV | 92 |
| Expedition/Expedition MAX SSV | 94 |
| Transit® PTV | 96 |



LINCOLN

| | |
|--------------------------------|-----|
| Lineup Comparison | 98 |
| Lincoln Corsair® | 100 |
| Lincoln Nautilus® | 102 |
| Lincoln Aviator® | 104 |
| Lincoln Navigator®/Navigator L | 106 |



FORD FLEET SERVICES

| | |
|-----------------------------------|-----|
| Services Overview | 108 |
| Fleet Connectivity Tools | 110 |
| Ford Credit® & Financial Services | 112 |
| Service & Parts | 114 |
| Ford Global Fleet | 115 |
| Vehicle Special Order | 116 |
| Fleet Advisory Board | 117 |
| Expert Contacts | 118 |



FORD BRAND OVERVIEW

AS WE HELP SUPPORT YOUR BUSINESS, WE’LL HELP YOU FIND THE RIGHT VEHICLES FOR YOUR FLEET.

Start your choice from our wide spectrum of value-filled Ford vehicles and luxury-laden Lincoln utilities – equipped with Ford Co-Pilot360™ and Lincoln Co-Pilot360™ confidence-driving technology.¹ Having Ford Fleet on your side gives you the expert advantage of our decades-long breadth of experience, assisting on both local levels and international stages.

Beyond that, the time to electrify your fleet is now. With the 2022 Ford E-Transit van and the 2021 Ford Mustang® Mach-E® sport utility, Ford has electric vehicles in 2 different market segments. One, or both of them, may benefit your fleet of vehicles.

Connect with Ford upfits to start customizing any of the complete line of Class 1-7 Built Ford Tough® work vehicles. Manage your fleet’s health and operating dynamics extensively through direct access to key OEM-grade insights via Ford Telematics™ and Ford Data Services.™

Beyond acquiring your vehicles, it’s just as important to obtain the right financing plan. Offering you choice incentives, Ford Credit® Commercial Lending Services aims to help keep your budget in line while your strategy remains on target. Employ turnkey Automotive Remarketing Services to leverage high-volume discounts that help provide an excellent net return.

When it comes to vehicle service, maintenance and parts, we’re with you every step of the way too. Ready to optimize operations? Look to Ford Fleet.

Vehicle imagery throughout this brochure may be computer-generated and may include available and aftermarket upfit equipment. Product availability varies by model. See your dealer for details.
¹Feature availability varies by model.



F-750 DIESEL SUPERCAB.™ Oxford White. F-750 DIESEL REGULAR CAB. Agate Black Metallic. Both shown with available and aftermarket upfit equipment.

FORD COMMERCIAL VEHICLES



If you want vehicles that work as hard as you do, you'll want them Built Ford Tough® strong. With a diverse selection of pickups, cutaways, and hardworking cargo vans and wagons, we can meet your needs. The fact is, Ford delivers a complete line of Class 1-7 work vehicles.

Tough leads the way in 2021 with the Ford F-150® pickup: the toughest, most productive F-150 ever. Exceptional towing and payload are backed by legendary Built Ford Tough brawn and longevity. For 2021, new F-150 innovations add game-changing technologies that are designed to boost personal productivity.

The iconic Super Duty® truck is packed with heavy-duty power, capability and technology. An available TREMOR® Off-Road Package adds to its storied heritage. Our unique F-600 Super Duty Chassis Cab truck provides unique capability that fits the needs of customers that require capability between F-550 and F-650. And F-650/F-750 trucks are rock-solid. It's no wonder Ford F-Series® is America's best-selling truck – 44 years in a row!

Ford is the commercial van leader for 42 years² – Ford Transit® is America's best-selling full-size commercial van,³ and Ford Transit Connect® is the best-selling small van.³ Intelligent All-Wheel Drive is available for the full Transit line, including the 5-passenger Crew Van. Our venerable Ford E-Series® keeps going strong.



FORD UTILITY VEHICLES



Ford SUVs are capable and convenient. Need to transport cargo?¹ Simply fold down the rear seats for space on demand. Seating is versatile, with select models comfortably accommodating up to 8 passengers. When equipped with an available Trailer Tow Package, our SUVs can also provide the muscle necessary to tow a trailer.

2021 Ford EcoSport.[®] Operates smartly, with Auto Start-Stop Technology and Active Grille Shutters. Zip around in available Intelligent 4WD, and take full advantage of more than 25 storage pockets, bins and hooks. An available SE Appearance Package features Orange Copper interior accents and 17" aluminum wheels.

2021 Ford Escape.[®] Life is in constant motion. Escape takes it in stride with head-turning exterior lines. A spacious, adaptable interior. And advanced connectivity. Hybrid and plug-in hybrid models offer another choice of freedom to roam.

2021 Ford Edge.[®] Built to inspire, in FWD or available AWD. The Edge ST-Line, with its bold exterior design and eye-catching interior accents, quickly sets itself apart in any setting – empowering drivers to stand out in confident style. New SYNC[®] 4A Technology gives drivers our most up-to-date system inside.

2021 Ford Explorer.[®] Built for life's adventures, with a rear-wheel-drive platform and 4 available engine choices, including a hybrid and a 400-hp² powerplant. The sweet spot of the lineup gets a boost with an available XLT Sport Appearance Package featuring 20" aluminum wheels, Carbonized Gray EXPLORER hood lettering, and Light Slate ActiveX[™] Seating Material with contrast stitching.

2021 Ford Expedition.[®] Maximum towing capability is 9,300 lbs.³ Expedition MAX is nearly a foot longer than Expedition and capably carries 16.9 more cu. ft. of cargo.¹ Both interiors offer refined seating in a range of available fabrics – from ActiveX Seating Material to leather trim.



EDGE



EXPLORER



ECOSPORT



ESCAPE



EXPEDITION

Vehicles shown with available and aftermarket equipment.
¹Cargo and load capacity limited by weight and weight distribution. ²Available on ST with the 3.0L EcoBoost[®] engine. Horsepower rating based on premium fuel per SAE J1349[®] standard. Your results may vary. ³Max. towing of 9,300 lbs. on Expedition 4x2 with available Heavy-Duty Trailer Tow Package. Max. towing varies based on cargo, vehicle configuration, accessories and number of passengers.

FORD ELECTRIC VEHICLES



2021 FORD MUSTANG® MACH-E®



FORD ESCAPE®



FORD EXPLORER®



2021 FORD F-150®

We provide the power of choice to help lower carbon emissions with electrified vehicles (EVs). Making EVs part of your fleet mix means everyone can benefit.

Our hybrid technology features a gas engine, plus an electric motor, and switches between the 2 – or utilizes a combination of both – to help optimize performance. The gas engine and regenerative braking help recharge the battery. Take your pick from a trio of Escape hybrids: SE, SEL and Titanium. Alternatively, upsize and go for our 318-hp¹ Explorer Limited Hybrid that has an available maximum towing capacity of 5,000 lbs.²

The available 3.5L PowerBoost® Full Hybrid V6 engine on the 2021 F-150 pickup combines our proven 3.5L EcoBoost® twin-turbo V6, a transmission with an integrated 47-hp electric motor, and a heavy-duty lithium-ion battery pack to intelligently store and deploy power when drivers need it. The result is impressive towing capability, plus 430 max. hp^{1,3} and 570 lb.-ft. of max. torque.^{1,3}

Our plug-in hybrid technology allows the vehicle to be plugged in to help extend its all-electric range. Travel in electric mode while having the peace of mind of a gas-engine backup when needed. The Escape Plug-in Hybrid can be recharged in under 4 hours using an available 240V outlet.⁴

Our all-electric technology is 100% gas-free: just charge up and go. Apart from energy produced by regenerative braking, plugging in is a necessity to charge the high-capacity battery. Powered by an electric motor, there are no CO₂ emissions and no oil changes. The 2021 Mustang Mach-E epitomizes our commitment to all-electric vehicles.

At home or on the go, Ford makes it easy to charge Mustang Mach-E with solutions designed around you.

Ford Mobile Charger Allows the flexibility of charging your vehicle with a standard home outlet (120V), or charging faster using an available 240V outlet.

Ford Connected Charge Station These available charge stations can be installed at your place of business to fully power your fleet vehicles overnight so they're ready for use in the morning.

FordPass™ Charging Network Mustang Mach-E has simple and easy access via FordPass Connect⁵ to the FordPass Charging Network – the largest public charging network in North America offered by automotive manufacturers⁶ – with over 16,000 stations, including DC Fast Chargers.

Vehicles shown with available and aftermarket equipment. Horsepower, torque and towing are independent attributes and may not be achieved simultaneously.

¹Calculated via combined performance of the engine and electric motor(s) with peak battery power. The calculations utilize SAE J1349® engine results and Ford electric motor dyno testing. Your results may vary. ²When properly equipped with available Class III Trailer Tow Package. Max. towing varies based on cargo, vehicle configuration, accessories and number of passengers. ³Max. horsepower and torque based on 3.5L PowerBoost engine. ⁴Range and charge time based on manufacturer computer engineering calculations. The charging rate decreases as battery reaches full capacity. Your results may vary based on peak charging times and battery state of charge. Actual range varies with conditions such as external environment, vehicle use, driving behaviors, vehicle maintenance, lithium-ion battery age and state of health. ⁵FordPass Connect (optional on select vehicles), the FordPass App, and complimentary Connected Service are required for remote features (see FordPass Terms for details). Connected service and features depend on compatible AT&T network availability. Evolving technologies/cellular networks/vehicle capability may limit functionality and prevent operation of connected features. Connected service excludes Wi-Fi hotspot. FordPass App, compatible with select smartphone platforms, is available via download. Message and data rates may apply. ⁶Based on original equipment manufacturers (OEM)/automotive manufacturers that sell all-electric vehicles and have publicly announced charging networks. Department of Energy data used.

FORD POLICE & SPECIAL SERVICE VEHICLES



POLICE INTERCEPTOR UTILITY



ALL-NEW 2021 F-150 POLICE RESPONDER



EXPEDITION SSV



TRANSIT PTV

2021 Ford Police Interceptor® Utility 3.3L Hybrid – Only Pursuit-Rated Hybrid SUV. With standard full-time AWD and a 10-speed transmission, it's no wonder the Ford Police Interceptor Utility is America's best-selling Police vehicle.¹ It's an exceptional value too as it can potentially save 343 gallons of fuel per vehicle, per year, while driving when compared to the previous-generation Police Interceptor Utility. While idling, that number jumps to a potential savings of 933 gallons of fuel per year, per vehicle. Those are real cost savings that help your bottom line. Optionally, go for the 400-hp² 3.0L EcoBoost® V6; it bested every other vehicle during MSP evaluations, including V8-powered sedans.³

2021 F-150® Police Responder® – Only Pursuit-Rated Pickup Truck. All-new for 2021 with an improved top speed of 120 mph, new Torque-On-Demand® 4x4 transfer case with a 4-Auto setting, and much more. Fortified with the FX4® Off-Road Package, it has the best payload capacity (2,030 lbs.⁴) and best standard towing capacity (7,000 lbs.⁵), of any pursuit-rated police vehicle. On the inside, it also possesses the most interior passenger volume (131.9 cu. ft.).

2021 F-150 SSV/2021 Expedition®/MAX SSV and 2022 Transit® PTV. Command authority – from off-road capability and tactical work, to flexible prisoner transport with Built Ford Tough® durability.

Ford Telematics™ for Law Enforcement. Purpose-built to help allow for safer operations and more efficiency, available Ford Telematics translates secure data from Ford police vehicles into insights and analytics on driver behavior, vehicle health and location, fuel usage and much more.⁶ This data is shared through an intuitive website that provides police fleet managers with a simple way to analyze how the full lineup, or a particular vehicle, is performing. (See page 111 for more Ford Telematics details.)

Vehicles shown with available and aftermarket upfit equipment. Horsepower, payload and towing are independent attributes and may not be achieved simultaneously.

¹Based on IHS Markit new vehicle registrations data limited to government entities and POL and SSV trim vehicles for full year 2020. ²Horsepower rating based on premium fuel per SAE J1349® standard. Your results may vary. ³Based on the 0-60 mph, 0-80 mph, 0-100 mph, top speed and vehicle dynamics lap time testing results from the Model Year 2021 Michigan State Police Vehicle Evaluation Program. ⁴Max. payload varies and is based on accessories and vehicle configuration. See label on door jamb for carrying capacity of a specific vehicle. ⁵Max. towing varies based on cargo, vehicle configuration, accessories and number of passengers. ⁶Available on vehicles with embedded modem or equipped with plug-in device (PID). Requires modem activation. Ford Telematics and Ford Data Services are subscription services subject to agreement to FSM terms and conditions. Subscription subject to monthly charge. Subject to OFAC and credit check for subscription eligibility. Connected service and features, and access to vehicle data depend on subscription and compatible AT&T network availability. Evolving technology/cellular networks/vehicle capability may limit functionality and prevent operation of connected features.

FORD PERFORMANCE VEHICLES

Tuned by Ford Performance. As a driving enthusiast, those are words you want to hear. While every Ford vehicle is designed to delight, those tuned by Ford Performance engineers will emerge with their fun-to-drive attributes pushed to the limits: increased horsepower, taut handling, and responsiveness that will make you smile – mile after exhilarating mile.

2021 Ford Mustang.[®] 56 years of legendary Pony cars brings you some heart-pounding choices. The stirring performance of Mustang EcoBoost.[®] The full-throated rumble of Mustang GT. The 760 thunderous horsepower¹ of Shelby[®] GT500.[®] This stable breeds legends.

2021 Ford Mustang Mach-E.[®] This is the same rebellious soul you've loved for years. In a fearless new SUV form with room for 5. It's a road-carving freedom machine that's a blast to drive. The rush is real with this vehicle's dynamic handling and ability to reach maximum torque in less than half a second.² The time has come for a whole new breed of Pony. The all-electric Mustang Mach-E.

2021 Ford Edge[®] ST. Tuned by the Ford Performance team, Edge ST charges hard with 335 horsepower¹ and 380 lb.-ft. of torque.¹ A Ford Performance-tuned suspension provides dynamic handling, while standard Intelligent all-wheel drive (AWD) helps maximize traction. A gloss black-painted wide-mouth mesh grille, ST badging and unique interior design cues set this Edge apart.

2021 Ford Explorer[®] ST. The tightly wound, 400-hp¹ Explorer ST, tuned by engineers at Ford Performance, has all the goods: a specially tuned 3.0L EcoBoost V6 engine with 415 lb.-ft. of torque;¹ a sport-tuned suspension; as well as a Sport Mode in the Intelligent 4WD with Terrain Management System[™] that delivers an immensely engaging driving experience. Plus, all the SUV functionality to get everyone and their gear comfortably to the next adventure.³ Just punch the accelerator and head out.



MUSTANG ECOBOOST



MUSTANG MACH-E



EDGE ST



EXPLORER ST

Closed track. Line-lock is intended for track use only. It should not be used on public roads. See owner's manual for information on use. Vehicles shown with available equipment.

Horsepower and torque are independent attributes and may not be achieved simultaneously.

¹Horsepower and torque ratings based on premium fuel per SAE J1349[®] standard. Your results may vary. ²Calculated via peak performance of the electric motor(s) at peak battery power. Your results may vary. ³Cargo and load capacity limited by weight and weight distribution.

LINCOLN LUXURY VEHICLES



Lincoln SUVs convey elegance, power and serenity. These all-important facets help set Lincoln apart, as do incentives and impressive benefits geared toward helping your organization prosper. On certain Lincoln vehicles, distinguish yourself all the more with Lincoln Black Label,¹ which brings together superior design and premium service through a curated collection of interior themes and a host of exclusive privileges. It's luxury exemplified, inside and out.

2022 Corsair® The lineup includes available turbocharged engines, enhanced by available Intelligent all-wheel drive (AWD) and an available adaptive suspension, offering smooth acceleration and spirited agility. Standard Lincoln Co-Pilot360™ 1.5 inspires confidence on the road.² Chart a luxurious course.

2021 Nautilus® Outside, elegantly styled available 21" wheels entice. Inside, available Ultra Comfort front seats with 22-way power adjustability promote relaxation. Enjoy the elegant interior with a bigger touchscreen. Wherever the journey leads, be sure to revitalize along the way.

2022 Aviator® Inside this 3-row oasis, enjoy the luxury of available Perfect Position Seats with Active Motion® massage functionality in the 1st row, while the available 28-speaker Revel® Ultima 3D Audio System offers concert-like sound. Available Monochromatic Packages provide additional distinction. Elevate life's journey.

2021 Navigator® Shared voyages are exponentially richer – which is why Navigator pampers one and all. Within its spacious sanctuary, there's available seating for up to 8 people, including available 1st-row Perfect Position Seats with Active Motion massage functionality. Stay together on the go.



CORSAIR



NAUTILUS



AVIATOR

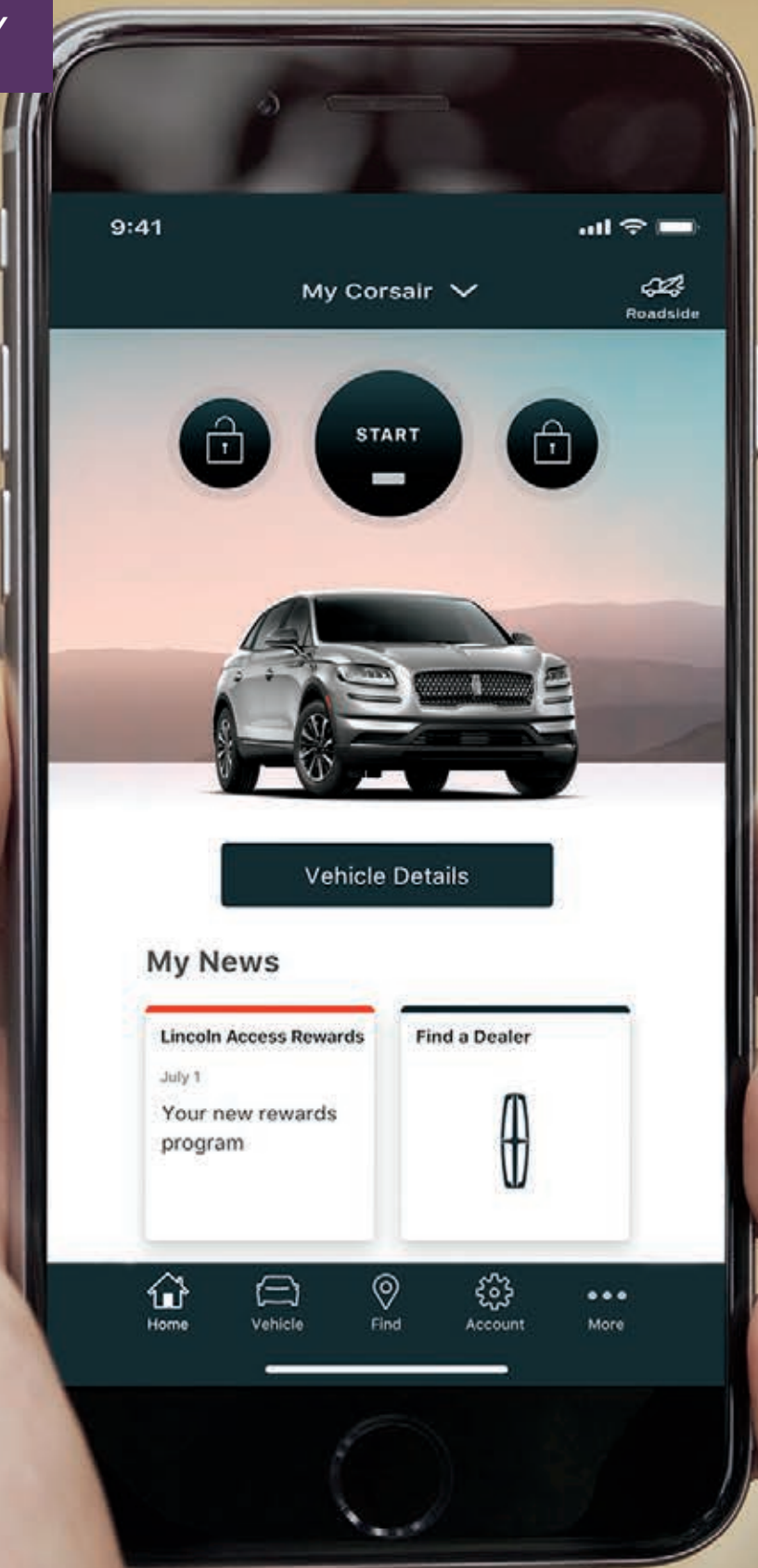


NAVIGATOR

Vehicles shown with available equipment.

¹Available at participating Lincoln Black Label Dealers only. ²Driver-assist features are supplemental and do not replace the driver's attention, judgment and need to control the vehicle. It does not replace safe driving. See owner's manual for details and limitations.

FORD & LINCOLN CONNECTIVITY



From available SYNC® 4 Technology to in-vehicle Wi-Fi hotspot capability to the ever-evolving FordPass™ App and Lincoln Way™ App, we are delivering on our vision of creating intelligent vehicles for an increasingly connected world.

Introducing new voice-activated SYNC 4 Technology,¹ our finest in cloud-based connectivity. Available on select vehicles, SYNC 4 Technology is the smartest version of SYNC ever. When equipped with an available Connected Navigation System,² it can know the traffic on the route, real-time weather in the area, where you're supposed to be, and how to get there. Available SYNC 4 brings new levels of intelligence and twice the computing power of SYNC 3 to help make navigation, music and connecting your vehicle to your smartphone faster and easier. It features cloud-based connectivity and conversational language cues. And it provides wireless phone connection for your favorite apps. SYNC 4 Technology also includes a digital owner's manual of the vehicle that can be viewed on-screen,¹ plus Software Updates³ to make sure the latest information is readily available. *Learn all it can do at ford.com/technology/sync.*

Connect up to 10 devices at once – from inside the vehicle or up to 50' away – with available 4G LTE Wi-Fi hotspot capability⁴ and the FordPass App or Lincoln Way App.

By connecting to what's most important, the FordPass App is built to keep you moving. Complimentary remote features³ let users remote start,⁵ lock and unlock the vehicle⁶ from just about anywhere. Using the FordPass App on their smartphone, users can find their vehicle, schedule starts,⁵ find parking in select cities, and check fuel and oil levels. Plus, enjoy peace of mind knowing roadside assistance is just a call or e-request away.⁷

The Lincoln Way App helps to provide an effortless experience. Complimentary remote features let users start, lock and unlock the vehicle from just about anywhere. Use the app to find their vehicle, schedule starts, find parking in select cities, and check fuel and oil levels. Enjoy access to unique privileges like Lincoln Access Rewards,TM and a Lincoln Concierge who can answer questions about the vehicle.

¹Don't drive while distracted or while using handheld devices. Use voice-operated systems when possible. Some features may be locked out while the vehicle is in gear. Not all features are compatible with all phones. ²Navigation services require SYNC 4 and FordPass Connect/Lincoln Connect (optional on select vehicles), complimentary Connected Service and the FordPass App/Lincoln Way App (see FordPass/Lincoln Way Terms for details). Eligible vehicles may receive a complimentary 90-day trial of navigation services, or if applicable, a 3-year trial of built-in navigation services that begin on the new vehicle warranty start date. Customers must unlock the navigation service trial by activating the eligible vehicle with a FordPass/Lincoln Way member account. If not subscribed by the end of the complimentary period, the navigation service will terminate, or depending on vehicle, the built-in connected navigation service will terminate. Built-in navigation system will revert to embedded offline navigation after termination. Connected service and features depend on compatible AT&T network availability. Evolving technology/cellular networks/vehicle capability may limit functionality and prevent operation of connected features. FordPass App/Lincoln Way App, compatible with select smartphone platforms, is available via download. Message and data rates may apply. ³FordPass Connect/Lincoln Connect (optional on select vehicles), the FordPass App/Lincoln Way App, and complimentary Connected Service are required for remote features (see FordPass/Lincoln Way Terms for details). Connected service and features depend on compatible AT&T network availability. Evolving technology/cellular networks/vehicle capability may limit functionality and prevent operation of connected features. Connected service excludes Wi-Fi hotspot. FordPass App/Lincoln Way App, compatible with select smartphone platforms, is available via download. Message and data rates may apply. ⁴Wi-Fi hotspot includes complimentary wireless data trial that begins upon AT&T activation and expires at the end of 3 months or when 3GB of data is used, whichever comes first, but cannot extend beyond the complimentary subscription period for remote features. To activate, go to www.att.com/ford. ⁵Automatic transmissions only. ⁶Requires power door locks. ⁷Roadside Assistance is included for certain owners and available to everyone for a per-service fee. Ford reserves the right to change program details without obligations. Ford Roadside Assistance is a complimentary offering to all Ford owners for up to 5 years or 60,000 miles (from the date of sale), whichever comes first.



FORD & LINCOLN TECHNOLOGY

We're committed to achieving top-level performance in real-world safety initiatives, driver-assist measures and more, including Ford Co-Pilot360™ Technology and Lincoln Co-Pilot360™ Technology.¹ Advancing vehicle technology includes the development of features that further protect occupants and other vulnerable road users in a variety of situations. We offer drivers a range of innovations that utilize radar, sonar and cameras to sense and interpret the environment. These systems can also aid with routine tasks to reduce demands on the driver. Many innovations require stringent internal criteria long before regulatory standards are adopted.

SEE NUMEROUS FORD AND LINCOLN TECHNOLOGIES IN ACTION:

Visit [YouTube.com/Ford](https://www.youtube.com/Ford), type **Ford How-To – along with the name of the specific feature or technology** – in the search box at the top of the page. Follow the same procedure for Lincoln vehicles at [YouTube.com/Lincoln](https://www.youtube.com/Lincoln) by typing **Lincoln How-To – plus the name of the specific feature or technology** – as the search query. These videos can also be found on [OwnerFord.com/support](https://www.OwnerFord.com/support) and [OwnerLincoln.com/support](https://www.OwnerLincoln.com/support) if preferred.

DETECTING ACCIDENTS

A number of Ford technologies¹ – in addition to handling and braking capabilities – can benefit drivers by helping them control the vehicle or alerting them to potential collisions. These technologies can support routine driving tasks by improving confidence and reducing demands on the driver.

ASSISTING DRIVERS

Driver-assist technology¹ will continue to advance to provide drivers more support in certain situations, such as when changing lanes, in traffic jams and on freeway trips. The driver will always remain in the loop to take control, if required.

PROTECTING OCCUPANTS

Many factors influence a vehicle's crash performance, including the design of the vehicle and the use of safety equipment. Our commitment to advancing vehicle safety includes research and development of technology that further enhances occupant protection in a wide variety of crash circumstances.

RESPONDING TO CRASHES

One method of assisting emergency responders to reach the scene of a vehicle crash quickly is through in-vehicle emergency call systems and post-crash notification. These systems can help occupants summon assistance in the event of an accident.²

ENCOURAGING SAFER DRIVING

Driver behavior can be a contributing factor in many vehicle crashes. We developed and support an array of programs and technologies – such as MyKey® – that help encourage safer behavior on the roadways, for both experienced and novice drivers.

MANAGING VEHICLE SAFETY

We design and manufacture vehicles that achieve high levels of vehicle safety for a wide range of people over a broad spectrum of real-world conditions. Vehicle safety is overseen by our Vice President of Sustainability, Environment and Safety Engineering.

Vehicles shown with available equipment.

¹Driver-assist features are supplemental and do not replace the driver's attention, judgment and need to control the vehicle. It does not replace safe driving. See owner's manual for details and limitations. ²The vehicle's electrical system (including the battery), the wireless service provider's signal and a connected mobile phone must all be available and operating for 911 Assist to function properly. These systems may become damaged in a crash. The paired mobile phone must be connected to SYNC, and the 911 Assist feature enabled, in order for 911 to be dialed. When the feature is ON, 911 Assist uses your paired and connected mobile phone to assist occupants to contact emergency services by dialing 911 if your airbag deploys or, on certain vehicles, if the emergency fuel pump shut-off is activated. Aftermarket on-board diagnostic devices may interfere with various vehicle systems including 911 Assist. To avoid interference, remove the device or contact the device maker for more information on compatibility.

SAFETY FEATURES¹



4-Way Adjustable Head Restraints

Head restraints are designed to help minimize the risk of neck injury in the event of a collision. Not everyone is the same size, so these restraints are adjustable – moving up and down, and back and forth – to suit each individual.



AdvanceTrac[™] Electronic Stability Control²

When this system senses wheelslip or loss of traction, it applies braking where needed to help keep the vehicle on its intended path. Several sensors combine information, including the steering-wheel angle, lateral acceleration and yaw rate, to determine if the vehicle begins to lose directional control.



AdvanceTrac with RSC[®] (Roll Stability Control[™])²

When a loss of traction or wheelslip is sensed, AdvanceTrac with RSC applies braking where necessary to help keep the vehicle on its intended path. In addition to electronic stability control helping avoid skids and lateral slides, Roll Stability Control helps avoid a rollover thanks to a pair of gyroscopic sensors that monitor vehicle dynamic data.



Brake Assist

Engineered to detect how quickly a driver presses the brake pedal, the system can help provide additional stopping power in critical situations.



Cornering Lamps

Automatically illuminate the inside of a corner when parking or when making tight turns.



Heated Sideview Mirrors

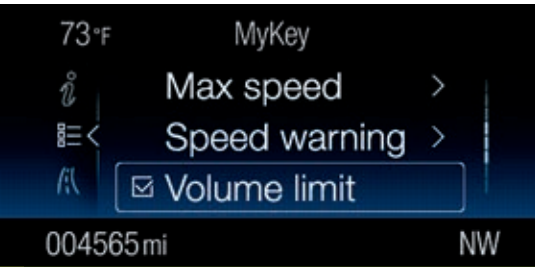
Help keep the sideview mirrors clear of snow and ice so visibility is maintained in inclement weather. Heating begins when the rear-window defroster is activated.



Inflatable Rear Safety Belts

This feature combines attributes of traditional safety belts and airbags to provide an added level of crash-safety protection for 2nd-row outboard passengers. In the event of certain frontal or side collisions, they distribute crash-force energy across more of the occupant's torso than a traditional safety belt.

Shown in inflated state for demonstration.



MyKey[®]

Program a multitude of vehicle functions even when not behind the wheel. Where necessary, MyKey can help promote good driving habits: encourage front safety belt use through Belt-Minder[®], limit top speed, provide speed-limit alert chimes, display an earlier low-fuel warning, keep audio volume down, and/or prevent safety features and driver-assist technologies from being disabled.




Personal Safety System[™]

During certain types of frontal collisions, strategically placed sensors measure occupant conditions. Then, in milliseconds, the system determines how the dual-stage front airbags will deploy and front safety belt pretensioners will activate. This sophisticated network employs a Front-Passenger Sensing System to specifically determine whether (and in what stage) the front-passenger front airbag should deploy.



SOS Post-Crash Alert System^{™3}

The horn sounds and hazard lights flash to alert others if the vehicle is involved in an accident where any airbag deploys and/or the front safety belt pretensioners activate; especially useful if the driver is unconscious and can't signal for help.



Tire Pressure Monitoring System (TPMS)

Pressure is measured in all the road tires. When any tire is significantly underinflated, a telltale on the instrument panel alerts you. That's the signal to check the pressure of each tire, matching the figure to the psi (pounds per square inch) recommended for the vehicle.



Individual Tire Pressure Monitoring System (TPMS)

This version of TPMS shows you specifically which road tires are underinflated, plus the actual pressure in all 4 tires: The psi (pounds per square inch) numbers are shown in the vehicle's information display.



Wiper-Activated Headlamps

With the exterior lighting control set in the Autolamp position, the headlamps and taillamps will automatically turn on when the windshield wipers activate.

¹Feature availability varies by vehicle. ²Remember that even advanced technology cannot overcome the laws of physics. It's always possible to lose control of a vehicle due to inappropriate driver input for the conditions. ³SOS hardware may become damaged or the battery may lose power in a crash, which could prevent operation. Not all crashes will activate an airbag or safety belt pretensioner.

FORD CO-PILOT360™ TECHNOLOGY¹ & LINCOLN CO-PILOT360™ TECHNOLOGY¹

From the driveway to the highway, we can all use more confidence on the road. Our standard and available driver-assist technologies² are about supplementing your driving skills. Helping you feel confidently in command behind the wheel of your Ford or Lincoln vehicle.



180-Degree Camera

Get an extended perspective of what's in front of your vehicle to ensure a better cross-traffic view of oncoming vehicles. A lens washer is built in.



360-Degree Camera

A many-perspectives approach: The 4 cameras – in each sideview mirror, along with the front and rear – relay full-color images (including a bird's-eye view) to the Split-View Display. This system helps you see the ground in front of or around the vehicle to help avoid obstacles, or to help line up the vehicle when parking.



911 Assist®

If your airbags deploy or the fuel pump is shut off due to an accident, your SYNC® equipped vehicle may be able to contact emergency services by dialing 911 through a paired and connected Bluetooth® enabled phone.³ If you are not in need of emergency services, you can cancel the call within 10 seconds.




Active Park Assist™

It helps take the angst out of parallel parking: With the simple press of a button, ultrasonic sensors can detect an appropriate parallel parking spot and automatically steer the vehicle into the space. You control the accelerator, gear shift and brakes.



Enhanced Active Park Assist

Never pass up a potential parking space again. Enhanced Active Park Assist makes it simple to nail an impressive park – time after time – even in tight parallel or reverse-perpendicular spots. All you have to do is activate, shift, accelerate and brake while your vehicle takes care of the rest. This feature also offers Park Out Assist with side-sensing capability.



Active Park Assist 2.0

Find the parking space that's just right. When engaged, Active Park Assist 2.0 can actually help locate a potential spot. Then all you have to do is brake to a complete stop, shift into neutral, and hold down the Active Park Assist button – your vehicle takes care of the rest. Park Out Assist with side-sensing capability is included so you can confidently navigate out of a spot when someone's parked too close.



Adaptive Cruise Control with Stop-and-Go and Lane Centering Assist

Few driving situations can feel as tedious as stop-and-go traffic. Enter Adaptive Cruise Control (ACC) with Stop-and-Go. Not only does ACC help you keep pace on your journey, but it can also slow down your vehicle if the traffic ahead has stopped or slowed. When things clear, you'll resume your set speed.⁴ The added Lane Centering Assist feature even scans lane markings to help you keep your vehicle centered between the lines.



Intelligent Adaptive Cruise Control

You can think of it as next-level adaptive cruise. Intelligent Adaptive Cruise Control is so smart it can “read” speed limit signs and adjust your speed accordingly, as well as keep pace with traffic ahead by stopping or slowing down your vehicle as the need arises. The Lane Centering Assist feature even scans lane markings to help you keep your vehicle centered between the lines.



Adaptive Steering

The steering ratio of the vehicle is adjusted to adapt to changing conditions. At slower speeds, the system makes the vehicle agile and easy to turn as it dials more steering into the road wheel. And at highway speeds, this technology further optimizes steering response, enabling the vehicle to react smoothly and precisely to driver input.



Auto High-Beam Headlamps

Now, unlit roads, dark peripheries, and other low-visibility situations don't have to catch you off guard. Auto High-Beam Headlamps can sense poor lighting conditions and switch on to light your path ahead. They can even sense oncoming headlamps and dim automatically, so you don't have to worry about blinding other drivers.



Autolamp (Automatic On/Off Headlamps)

In the Autolamp position, the headlamps will turn on automatically when necessary or whenever the windshield wipers activate. The headlamps will also stay on for a set period of time after you turn off the ignition and you exit the vehicle.



BLIS® (Blind Spot Information System) with Cross-Traffic Alert

How many times have you tensed up during an attempted lane change? BLIS can help detect and alert you to vehicles in your blind spots, while Cross-Traffic Alert can detect traffic behind your vehicle when you're slowly backing out of a parking space.



BLIS (Blind Spot Information System) with Trailer Coverage

It's rush hour. You've got a large item in tow. And you need to change lanes. The situation is a bit daunting. To help ease lane-change anxiety, this feature can alert you not only when a vehicle is detected in your blind spot, but also when one is detected alongside your trailer.



Curve Control⁵

Sensing a particular curve is being taken too fast, this smart system slows the vehicle down. Employing engine throttle reduction and 4-wheel braking intervention, it's always active in helping you maintain control around curves.



Driver Alert System


A forward-facing camera can detect lane markings on the road ahead. If the system detects your alertness level is reduced below a certain threshold, a chime sounds and a message appears in the cluster display.



Evasive Steering Assist⁶

Traffic is rolling along smoothly when suddenly there's a slow or stopped vehicle in your path. Evasive Steering Assist can help make it easier to potentially avoid a collision. It doesn't steer for you, but it can provide extra steering support if the system's warning goes off and you need to maneuver around the vehicle ahead.

¹Feature availability varies by vehicle. ²Driver-assist features are supplemental and do not replace the driver's attention, judgment and need to control the vehicle. It does not replace safe driving. See owner's manual for details and limitations. ³The vehicle's electrical system (including the battery), the wireless service provider's signal and a connected mobile phone must all be available and operating for 911 Assist to function properly. These systems may become damaged in a crash. The paired mobile phone must be connected to SYNC, and the 911 Assist feature enabled, in order for 911 to be dialed. When the feature is ON, 911 Assist uses your paired and connected mobile phone to assist occupants to contact emergency services by dialing 911 if your airbag deploys or, on certain vehicles, if the emergency fuel pump shut-off is activated. Aftermarket on-board diagnostic devices may interfere with various vehicle systems including 911 Assist. To avoid interference, remove the device or contact the device maker for more information on compatibility. ⁴If vehicle is stopped for more than 3 seconds, driver must intervene and press "RES" button or accelerator pedal to resume system operation. ⁵Remember that even advanced technology cannot overcome the laws of physics. It's always possible to lose control of a vehicle due to inappropriate driver input for the conditions. ⁶Evasive Steering Assist does not control steering.



Front Parking Sensors

When the vehicle is in Drive and traveling at a low rate of speed, ultrasonic sensors on the front bumper determine the distance of certain objects in front of the vehicle. If an object is detected, a high-pitched tone sounds.



Hill Descent Control™

Steep hills are often tricky to navigate, especially if you're towing a trailer. Hill Descent Control can help ease the situation by doing just what its name says. It helps you maintain a set speed when you're driving down an incline by automatically applying the brakes when needed.



Hill Start Assist

On a slope, this technology helps to momentarily keep the vehicle from rolling when releasing the brake pedal. It allows time for you to transition your foot to the accelerator pedal.



Lane-Keeping System

It happens. Maybe you've wandered a little too close to the edge of your lane. The Lane-Keeping System can help, even during a moment of distraction. This feature scans your vehicle's position between the lines in the road ahead and can alert you if you're starting to edge out of your lane.³ Having trouble staying on track? After you've drifted a few times, you'll see a coffee cup icon letting you know it's time to take a break.



Navigation

Taking the wrong exit can put a serious dent in your day. Stay confidently on course with our Voice-Activated Touchscreen Navigation System, which can help you avoid traffic, find fuel (gas or java), and so much more.



Pre-Collision Assist with Automatic Emergency Braking (AEB)

We should all drive defensively, but sometimes other people's lack of attention can create a hazard. This feature scans the road ahead and can alert you to potential collisions with vehicles or pedestrians detected in your path.⁴ If an impact becomes imminent and you don't take corrective action, the brakes can apply automatically. But don't worry – they'll only activate if they're needed.



Pro Trailer Backup Assist™

Whether you're a novice or a seasoned pro, backing up with a trailer can be challenging. This technology makes it as easy as turning a knob – simply rotate it in the direction you want the trailer to go, and Pro Trailer Backup Assist responds accordingly. And it works with 5th-wheel and gooseneck trailers as well.



Rain-Sensing Windshield Wipers

Once set, they automatically turn on and adjust the rate of wiper action – depending on the amount of moisture (rain, sleet or snow) detected on the windshield.

Must be turned off before entering a car wash.



Rear Parking Sensors

While slowly backing up, ultrasonic sensors on the rear bumper can help detect certain objects up to 6' behind the vehicle. Upon getting closer to the object, a low-pitch tone sounds more rapidly inside the vehicle.

MORE FORD CO-PILOT360 TECHNOLOGY^{1,2} & LINCOLN CO-PILOT360 TECHNOLOGY^{1,2}

- 911 Assist®
- Adaptive Cruise Control
- Adaptive Cruise Control with Stop-and-Go
- Adaptive Headlamps
- Adjustable Speed Limiter
- Auto Hold
- Dynamic Hitch Assist
- Lane Centering Assist
- Lane-Keeping Alert
- Post-Collision Braking
- Side-Wind/Cross-Wind Stabilization
- Trail Control™



Rear View Camera

Between glancing in the rearview mirror and craning your neck, backing up requires a little multitasking. The Rear View Camera may not be an extra set of eyes, but it does provide a great view of what's behind your vehicle.⁵ Be sure to keep the camera lens free of debris (like dust and snow) and you can navigate Reverse with more confidence.



Reverse Brake Assist

Backing up just got a lot less stressful. Reverse Brake Assist can detect both stationary and moving objects behind your vehicle. Not only that, it can apply the brakes if you don't stop in time. The system can recognize vehicles crossing your path at up to 37 mph.



Trailer Sway Control

The motions of the vehicle are monitored when towing. If trailer sway is detected, the system selectively applies the brakes⁶ as needed to help you maintain control of the vehicle and trailer.



¹Feature availability varies by vehicle. ²Driver-assist features are supplemental and do not replace the driver's attention, judgment and need to control the vehicle. It does not replace safe driving. See owner's manual for details and limitations. ³Lane-Keeping System does not control steering. ⁴Pre-Collision Assist with Automatic Emergency Braking detects pedestrians, but not in all conditions, and can help avoid or reduce a collision. It does not replace safe driving. See owner's manual for details and limitations. ⁵Camera only operates at speeds under 6 miles per hour. ⁶Remember that even advanced technology cannot overcome the laws of physics. It's always possible to lose control of a vehicle due to inappropriate driver input for the conditions.

ADDITIONAL AVAILABLE TECHNOLOGY¹



Auto Start-Stop Technology

In an effort to help reduce vehicle tailpipe emissions and fuel consumption, the engine switches off when the vehicle is stationary and you have pressure on the brake pedal. As soon as you release the brake pedal, it seamlessly restarts.



Configurable Daytime Running Lamps

Daytime running lamps complement the design and look of the headlamps and provide a subtle, visual cue for other drivers in daylight situations. Using the vehicle's information display, you can choose to turn them on or off.



Digital Owner's Manual

Browse how-to videos about features on your Ford or Lincoln vehicle from your vehicle's center stack touchscreen. Only available with SYNC® 4 Technology.

Some features may be locked out while the vehicle is in gear.



Preproduction computer-generated image shown. GT available late summer 2021.



Electric Power-Assisted Steering (EPAS)

An electric, speed-sensitive steering-assist system, EPAS helps deliver great maneuverability and responsive handling. Pull-drift compensation adapts to changing conditions, such as crowned roads or steady crosswinds. Active nibble control (if so equipped) helps smooth out the effect of minor tire vibrations.




Integrated Trailer Brake Controller

This factory-installed controller² synchronizes the vehicle and electric trailer brakes. It includes GAIN adjusters, a GAIN setting display, an output bar graph, and a visual/audible indicator for a successful trailer connection or trailer disconnect.



Intelligent 3-Blink Turn Signal

Especially beneficial for a simple lane change: With a single tap of the turn-signal lever, the signal blinks 3 times – and then it stops automatically. It can also be set to function for longer periods, such as when indicating a turn.



Phone As A Key

Using Bluetooth® Low Energy, your Ford or Lincoln vehicle can detect your smartphone as you approach, unlock the vehicle, and allow you to start driving without getting that phone out of your pocket or having to use a key fob.

Requires feature activation.



QuickClear™ Electric Windshield Defroster

A transparent heating element embedded in the windshield helps clear snow, ice and fogging, reducing the need to scrape the windshield.



Software Updates

Your Ford or Lincoln vehicle can continuously evolve with these secure Software Updates³ to most everything from SYNC 4/4A to vehicle performance to further refinement of driver-assist features.



SYNC 3⁴

Keep your eyes on the road and your hands on the wheel with available SYNC 3. It's our easy-to-use, voice-activated technology⁴ that also has a capacitive touchscreen. Its sleek, user-friendly interface offers more than just the ability to make phone calls and play music – it's also about making connectivity fast, smart and simple.



SYNC 4⁴

This unique, customer-driven technology combines conversational voice recognition, cloud-based connectivity, Software Updates³ and so much more to bring you a seamless and personalized driving experience. And with the effortless integration of your smartphone, virtually everything's in order.



SYNC 4A⁴

As it learns your habits, voice-activated SYNC 4A personalizes the content on your center touchscreen. It might show you the quickest route to work on Mondays, or to your favorite hiking spot on Saturday afternoons. Adaptive Dash Cards bring your most frequently used items to the top of your screen. It's like rolling with a mind reader.



Terrain Management System™

Allows you to select different modes that help balance 4WD, engine, transmission and traction-control systems to various situations and road conditions encountered.

1. Normal (for everyday driving)
2. Mud/Rut
3. Sand
4. Snow/Gravel/Grass



Torque Vectoring Control (TVC)⁵

Operating automatically, it helps keep the vehicle tracking along the driver's intended path, even when road surfaces may compromise intention. While accelerating through a corner, TVC adjusts the speed between the front wheels to enhance cornering agility and reduce understeer. Braking is applied to the front inside wheel, so more engine torque goes to the outside wheel, which has more grip.



Tow/Haul Mode with Integrated Engine Brake

Helps provide better control when hauling a heavy trailer down steep grades. It downshifts the transmission – when needed – to provide additional levels of engine braking. Helping slow down the vehicle and trailer, the integrated engine brake harnesses the force of the Power Stroke® Turbo Diesel.

¹Feature availability varies by vehicle. ²Ford trailer brake controller (TBC) has verified compatibility with trailers (one to four axles) utilizing electrically actuated drum brakes and certain Electric-Over-Hydraulic (EOH) actuated drum or disc brake systems. See your dealer for Ford verified brands and model numbers of TBC-compatible EOH brake systems. ³FordPass Connect (optional on select vehicles), the FordPass App, and complimentary Connected Service are required for remote features (see FordPass Terms for details). Connected service and features depend on compatible AT&T network availability. Evolving technology/cellular networks/vehicle capability may limit functionality and prevent operation of connected features. Connected service excludes Wi-Fi hotspot. FordPass App, compatible with select smartphone platforms, is available via download. Message and data rates may apply. ⁴Don't drive while distracted or while using handheld devices. Use voice-operated systems when possible. Some features may be locked out while the vehicle is in gear. Not all features are compatible with all phones. ⁵Remember that even advanced technology cannot overcome the laws of physics. It's always possible to lose control of a vehicle due to inappropriate driver input for the conditions.

| | | MUSTANG | | BRONCO | | UTILITIES | | | | | TRUCKS | | | | VANS | | | LINCOLN | | | |
|--|-------------------|--------------------|---------------------------|-------------------|------------------------|---------------------|-------------------|-----------------|---------------------|---------------------------|-------------------|------------------|------------------------------|----------------------------------|----------------------------|--------------------|---------------------|-----------------------|------------------------|-----------------------|---------------------------|
| | Details on Page # | 2021 Ford Mustang® | 2021 Ford Mustang Mach-E® | 2021 Ford Bronco™ | 2021 Ford Bronco Sport | 2022 Ford EcoSport® | 2021 Ford Escape® | 2021 Ford Edge® | 2021 Ford Explorer® | 2021 Ford Expedition®/MAX | 2021 Ford Ranger® | 2021 Ford F-150® | 2022 Ford Super Duty® Pickup | 2022 Ford Super Duty Chassis Cab | 2022 Ford Transit Connect® | 2022 Ford Transit® | 2022 Ford E-Series® | 2022 Lincoln Corsair® | 2021 Lincoln Nautilus® | 2022 Lincoln Aviator® | 2021 Lincoln Navigator®/L |
| Safety Features | | | | | | | | | | | | | | | | | | | | | |
| 4-Way Adjustable Head Restraints | 20 | ● | ● | | ● | | | ● | ● | ● | | ● | ● | | ● | ● | | ● | ● | ● | ● |
| AdvanceTrac™ Electronic Stability Control | 20 | ● | ● | | | | | | | | | | | | | | ● | | | | |
| AdvanceTrac with RSC® (Roll Stability Control™) | 20 | | | ● | ● | ● | ● | ● | ● | ● | ● | ● | ● | ● | ● | ● | | ● | ● | ● | ● |
| Brake Assist | 21 | ● | | | ● | ● | ● | ● | ● | ● | | ● | ● | ● | | | | ● | ● | ● | ● |
| Cornering Lamps | 21 | | | | ● | | | | | | | | | | ● | | | ● | ● | ● | ● |
| Heated Sideview Mirrors | 21 | ● | ● | ● | ● | ● | ● | ● | ● | ● | ● | ● | ● | ● | ● | | | ● | ● | ● | ● |
| Inflatable Rear Safety Belts | 20 | | | | | | | | | ● | | | | | | | | | | | ● |
| MyKey® | 20 | ● | ● | ● | ● | ● | ● | ● | ● | ● | ● | ● | ● | ● | ● | ● | | ● | ● | ● | ● |
| Personal Safety System™ | 20 | ● | ● | ● | ● | ● | ● | ● | ● | ● | ● | ● | ● | ● | ● | ● | ● | ● | ● | ● | ● |
| SOS Post-Crash Alert System™ | 21 | ● | ● | ● | ● | ● | ● | ● | ● | ● | ● | ● | ● | ● | | ● | | ● | ● | ● | ● |
| Tire Pressure Monitoring System (TPMS) | 20 | | | | | | ● | | | | ● | | | | ● | ● | ● | ● | ● | ● | |
| Individual Tire Pressure Monitoring System (TPMS) | 20 | ● | ● | ● | ● | ● | | ● | ● | ● | | ● | ● | ● | | | | | | | ● |
| Trailer Tire Pressure Monitoring System (TPMS) | – | | | | | | | | | | | ● ² | ● | | | | | | | | |
| Wiper-Activated Headlamps | 21 | ● | ● | ● | ● | | ● | ● | ● | ● | ● | ● | ● | ● | ● | ● | | ● | ● | ● | ● |
| Ford Co-Pilot360™ Technology & Lincoln Co-Pilot360™ Technology | | | | | | | | | | | | | | | | | | | | | |
| 180-Degree Camera | 22 | | | | ● | | | ● | | | | | | | | | | | | | |
| 360-Degree Camera | 22 | | ● | ● | | | | | ● | ● | | ● | ● | | | ● | | ● | ● | ● | ● |
| 911 Assist® | 23 | ● | ● | ● | ● | ● | ● | ● | ● | ● | ● | ● | ● | ● | ● | | | ● | ● | ● | ● |
| Active Park Assist™ | 23 | | | | | | | | | | | ● | | | | | | | | | |
| Enhanced Active Park Assist | 23 | | | | | | | ● | | ● | | | | | ● | ● | | | ● | | ● |
| Active Park Assist 2.0 | 22 | | ● | | | | ● | | ● | | | | | | | | | ● | | ● | |
| Adaptive Cruise Control | – | ● | | ● | | | | | | | ● | | ● | | ● | ● | ● | | | | |
| Adaptive Cruise Control with Stop-and-Go | – | | | | | | | | | ● | | | | | | | | | | | ● |
| Adaptive Cruise Control with Stop-and-Go and Lane Centering Assist | 22 | | | | | | ● | ● | | | | | | | | | | | ● | | |
| Intelligent Adaptive Cruise Control | 22 | | ● | | ● | | | | ● | | | ● | | | | ● | | ● | | ● | |
| Adaptive Dynamic Bending Headlamps | – | | | | | | | | | | | ● | | | | | | | ● | ● | |
| Adaptive Headlamps | – | | | | | | | | ● | | | | | | | | | | | | ● |
| Adaptive Steering | 23 | | | | | | | | | | | ● | ● | | | | | | | | |
| Adjustable Speed Limiter | – | | | | | | | | | | | | | | ● | | | | | | |
| Auto High-Beam Headlamps | 23 | ● | ● | ● | ● | | ● | ● | ● | ● | ● | ● | ● | ● | ● | ● | ● | ● | ● | ● | ● |
| Auto Hold | – | | ● | | ● | | ● | | ● | | | ● | | | | | | ● | ● | ● | ● |
| Autolamp (Automatic On/Off Headlamps) | 22 | ● | ● | ● | ● | ● | ● | ● | ● | ● | ● | ● | ● | ● | ● | ● | ● | ● | ● | ● | ● |
| BLIS® (Blind Spot Information System) with Cross-Traffic Alert | 22 | ● | ● | ● | ● | ● | ● | ● | ● | | ● | ● | ● | | ● | ● | | ● | ● | ● | ● |
| BLIS (Blind Spot Information System) with Trailer Coverage | 22 | | | | | | | | ● | ● | ● | ● | ● | | | | | | ● | ● | |
| BlueCruise Prep Kit | – | | ● | | | | | | | | | ● | | | | | | | | | |
| Curve Control | 23 | | | | | | ● | ● | ● | | | ● | | | ● | | | | | | |
| Driver Alert System | 23 | ● | ● | ● | ● | | ● | ● | ● | ● | ● | ● | ● | | ● | ● | ● | ● | ● | ● | ● |

● = Available.¹

A Driver Assist Package is available for E-Series Cutaway, F-650 and F-750.

| | | MUSTANG | | BRONCO | | UTILITIES | | | | | TRUCKS | | | | VANS | | | LINCOLN | | | |
|--|-------------------|-------------------|--------------------------|------------------|------------------------|--------------------|------------------|----------------|--------------------|--------------------------|------------------|-----------------|-----------------------------|----------------------------------|---------------------------|-------------------|--------------------|----------------------|-----------------------|----------------------|--------------------------|
| | Details on Page # | 2021 Ford Mustang | 2021 Ford Mustang Mach-E | 2021 Ford Bronco | 2021 Ford Bronco Sport | 2022 Ford EcoSport | 2021 Ford Escape | 2021 Ford Edge | 2021 Ford Explorer | 2021 Ford Expedition/MAX | 2021 Ford Ranger | 2021 Ford F-150 | 2022 Ford Super Duty Pickup | 2022 Ford Super Duty Chassis Cab | 2022 Ford Transit Connect | 2022 Ford Transit | 2022 Ford E-Series | 2022 Lincoln Corsair | 2021 Lincoln Nautilus | 2022 Lincoln Aviator | 2021 Lincoln Navigator/L |
| Ford Co-Pilot360 Technology & Lincoln Co-Pilot360 Technology (continued) | | | | | | | | | | | | | | | | | | | | | |
| Dynamic Hitch Assist | – | | | | | | | | | | ● | ● | ● | | | | | | | | |
| Evasive Steering Assist | 23 | | ● | ● | ● | | ● | ● | ● | | | ● | | | | | | ● | ● | ● | |
| Forward Collision Warning with Brake Support | – | ● | ● | ● | ● | | ● | ● | ● | ● | ● | ● | ● | ● | ● | ● | | ● | ● | ● | ● |
| Front Parking Sensors | 24 | | ● | ● | | | ● | ● | ● | ● | ● | ● | | | ● | ● | | ● | ● | ● | ● |
| Hill Descent Control™ | 24 | | | ● | | | | | ● | ● | ● | ● | ● | | | | | | | | ● |
| Hill Start Assist | 24 | ● | ● | ● | ● | ● | | ● | ● | ● | ● | ● | ● | ● | ● | ● | ● | ● | ● | ● | ● |
| Lane-Keeping Alert | – | | | | | | | | | | | ● | ● | | ● | ● | ● | | | | |
| Lane-Keeping System | 25 | ● | ● | ● | ● | | ● | ● | ● | ● | ● | ● | | | ● | ● | | ● | ● | ● | ● |
| Navigation | 25 | ● | ● | ● | ● | ● | ● | ● | ● | ● | ● | ● | ● | ● | ● | ● | | ● | ● | ● | ● |
| Post-Collision Braking | – | | ● | ● | ● | | ● | ● | ● | | | ● | | | | ● | ● | ● | ● | ● | |
| Pre-Collision Assist with Automatic Emergency Braking (AEB) | 25 | ● | ● | ● | ● | | ● | ● | ● | ● | ● | ● | ● | ● | ● | ● | ● | ● | ● | ● | ● |
| Pro Trailer Backup Assist™ | 24 | | | | | | | | | ● | | ● | ● | | | | | | | | ● |
| Rain-Sensing Windshield Wipers | 24 | ● | ● | | ● | ● | ● | ● | ● | ● | ● | ● | ● | ● | ● | ● | | ● | ● | ● | ● |
| Rear Parking Sensors | 24 | ● | ● | ● | ● | ● | ● | ● | ● | ● | ● | ● | ● | | ● | ● | | ● | ● | ● | ● |
| Rear View Camera | 24 | ● | ● | ● | ● | ● | ● | ● | ● | ● | ● | ● | ● | ● | ● | ● | ● | ● | ● | ● | ● |
| Reverse Brake Assist | 24 | | ● | | | | | | ● | | | ● | | | | ● | | ● | | ● | |
| Side-Wind/Cross-Wind Stabilization | – | | | | | | | | ● | | | | | | ● | ● | | | | | ● |
| Trail Control™ | – | | | ● | ● | | | | | | ● | ● | ● | | | | | | | | |
| Trailer Reverse Guidance | – | | | | | | | | | | | ● | ● | | | | | | | | |
| Trailer Sway Control | 24 | | | ● | ● | | ● | ● | ● | ● | ● | ● | ● | ● | ● | ● | | | ● | ● | ● |
| Additional Available Technology | | | | | | | | | | | | | | | | | | | | | |
| Auto Start-Stop Technology | 26 | | | ● | ● | ● | ● | ● | ● | ● | ● | ● | ● | ● | ● | ● | | ● | ● | ● | ● |
| Configurable Daytime Running Lamps | 26 | ● | ● | ● | ● | ● | ● | ● | ● | ● | ● | ● | ● | ● | ● | | ● | ● | ● | ● | ● |
| Digital Owner's Manual | 26 | | ● | ● | | | | ● | | | | ● | | | | | | | ● | | |
| Electric Power-Assisted Steering (EPAS) | 26 | ● | ● | ● | ● | ● | ● | ● | ● | ● | ● | ● | | | ● | ● | | ● | ● | ● | ● |
| Integrated Trailer Brake Controller | 26 | | | | | | | | | ● | | ● | ● | ● | | ● | | | | | ● |
| Intelligent 3-Blink Turn Signal | 26 | ● | ● | ● | ● | | ● | ● | ● | ● | ● | ● | ● | ● | | | | ● | ● | ● | ● |
| Phone As A Key | 27 | | ● | | | | | | | | | ● | | | | ● | | ● | ● | ● | ● |
| QuickClear™ Electric Windshield Defroster | 27 | | | | | | | | | | | | | | ● | | | | | | |
| Software Updates | 27 | | ● | ● | | | | ● | | | | ● | ● | ● | | ● | | | ● | | |
| SYNC® | – | ● | | | | | ● | ● | | ● | ● | ● | ● | ● | ● | ● | | | | | |
| SYNC 3 | 26 | ● | | | ● | ● | ● | | ● | ● | ● | ● | ● | ● | ● | | | ● | | ● | ● |
| SYNC 4 | 26 | | | ● | | | | | | | | ● | ● | ● | | ● | | | ● | | |
| SYNC 4A | 26 | | ● | | | | | | | | | | | | | | | | | | |
| Terrain Management System™ | 27 | | | ● | ● | | | | ● | ● | ● | ● | | | | | | | | | |
| Torque Vectoring Control (TVC) | 27 | | | | | | ● | ● | | | | | | | ● | | | ● | ● | | |
| Tow/Haul Mode with Integrated Engine Brake | 27 | | | | | | | | | | | | ● | ● | | ● | | | | | |

● = Available.¹



| | 2021 FORD MUSTANG FASTBACK & CONVERTIBLE | 2021 FORD MUSTANG MACH-E® ALL-ELECTRIC FASTBACK SUV |
|-------------------------------|---|--|
| Models | EcoBoost® EcoBoost Premium, GT, GT Premium (fastback); EcoBoost, EcoBoost Premium, GT Premium (convertible) | Select, California Route 1, Premium, First Edition, GT |
| Power Horsepower Torque | 2.3L EcoBoost I-4 310 hp @ 5,500 rpm¹ 350 lb.-ft. @ 3,000 rpm¹ (Standard on EcoBoost, EcoBoost Premium) 5.0L Ti-VCT V8 460 hp @ 7,000 rpm¹ 420 lb.-ft. @ 4,600 rpm¹ (Standard on GT, GT Premium) 2.3L High Performance EcoBoost 330 @ 6,000¹ 350 @ 3,000¹ (Optional on EcoBoost, EcoBoost Premium) | Standard-range battery with RWD² 266 hp 317 lb.-ft. Extended-range battery with RWD² 290 hp 317 lb.-ft. Standard-range battery with AWD² 266 hp 428 lb.-ft. Extended-range battery with AWD² 346 hp 428 lb.-ft. |
| Transmissions | 6-speed manual (Standard on EcoBoost, EcoBoost Premium) 6-speed manual with Rev Matching (Standard on GT, GT Premium) 10-speed SelectShift® automatic (Available on all models) | 1-speed automatic |
| Drivetrain | RWD | RWD/AWD |
| Braking system | 4-wheel disc with Anti-Lock Brake System (ABS) | 4-wheel disc with Anti-Lock Brake System (ABS) |
| Airbags | Dual-stage front, driver's knee, glove-box-door-integrated knee and front-seat side (fastback & convertible); side-curtain (fastback) | Dual-stage front, driver's knee, front- and rear-seat side, and side-curtain |
| Length (in.) | 188.5 | 185.6 |
| Wheelbase (in.) | 107.1 | 117.5 |
| Height (in.) | 54.3 (fastback); 54.9 (convertible) | 64.0 (RWD)/63.9 (AWD) |
| Seating capacity | 4 | 5 |
| Track (in.) (F/R) | 62.4/65.1 | 64.0/64.0 |
| Head room (in.) (F/R) | 37.6/34.8 (fastback); 37.6/35.7 (convertible) | 38.9/38.2 (RWD); 40.4/39.3 (AWD) |
| Leg room (in.) (F/R) | 45.1 (max.)/29.0 (fastback); 45.1 (max.)/29.2 (convertible) | 43.3 (max.)/38.1 |
| Hip room (in.) (F/R) | 54.9/47.4 (fastback); 54.9/43.7 (convertible) | 55.4/53.2 |
| Shoulder room (in.) (F/R) | 56.3/52.2 (fastback); 56.3/44.7 (convertible) | 57.6/55.9 |
| Passenger volume (cu. ft.) | 82.8 (fastback); 79.2 (convertible) | 101.1 (RWD); 104.5 (AWD) |
| Cargo volume (cu. ft.) | 13.5 (fastback); 11.4 (convertible) | 59.7/29.7 (RWD) (behind 1st row/2nd row) 54.7/26.6 (AWD) (behind 1st row/2nd row) |
| Fuel tank capacity (gal.) | 15.5 (I-4); 16.0 (V8) | — |
| Base curb weight (lbs.) | 3,515 (manual)/3,535 (auto) (I-4 fastback); 3,676 (manual)/3,702 (auto) (I-4 convertible); 3,743 (manual)/3,765 (auto) (V8 fastback); 3,934 (manual)/3,950 (auto) (V8 convertible) | 4,394 (standard-range battery RWD); 4,727 (extended-range battery RWD); 4,587 (standard-range battery AWD); 4,920 (extended-range battery AWD) |



2021
FORD MUSTANG®
FASTBACK &
CONVERTIBLE

High-Power Sports Car Class
Models: EcoBoost®, EcoBoost Premium,
GT, GT Premium (Fastback);
EcoBoost, EcoBoost Premium,
GT Premium (Convertible)



Mustang EcoBoost Premium Fastback. Race Red. Available equipment.



STANDARD FEATURES

- 12V powerpoints (2)
- AdvanceTrac™ electronic stability control
- Airbags – Driver’s knee, glove-box-door-integrated knee, front-seat side (fastback & convertible), and side-curtain airbags (fastback)
- Audio – SiriusXM® with 3-month All Access trial subscription (Premium)
- Engine – 2.3L EcoBoost I-4 (EcoBoost)
- Engine – 5.0L Ti-VCT V8 (GT)
- FordPass™ Connect¹ with 4G LTE Wi-Fi hotspot capability²
- Individual Tire Pressure Monitoring System (TPMS; excludes spare)
- Intelligent Access with push-button start
- LED headlamps with LED signature lighting
- Limited-slip rear differential
- Mirrors – Power sideview with integrated blind spot mirrors
- MyKey®

- Personal Safety System™ for driver and front passenger with dual-stage front airbags
- Power windows and door locks
- Rear sequential light-emitting diode (LED) turn signal lamps
- Rear-wheel drive (RWD)
- Remote Keyless Entry System
- Selectable-effort electronic power-assisted steering
- SOS Post-Crash Alert System™
- SYNC® with 4.2" LCD screen in center stack
- SYNC 3 with 8" LCD capacitive touchscreen with AppLink®, 911 Assist®, Apple CarPlay® compatibility, Android Auto™ compatibility, and 2 smart-charging USB ports (Premium)
- Tilt/telescoping steering column
- Transmission – 6-speed manual (EcoBoost, EcoBoost Premium)
- Transmission – 6-speed manual with Rev Matching (GT, GT Premium)

FORD CO-PILOT360™ TECHNOLOGY

STANDARD FEATURES:

Ford Co-Pilot360 – Auto High-Beam Headlamps • BLIS® (Blind Spot Information System) with Cross-Traffic Alert • Lane-Keeping System (includes Lane-Keeping Assist, Lane-Keeping Alert and Driver Alert) • Pre-Collision Assist with Automatic Emergency Braking (AEB) (includes Pedestrian Detection, Forward Collision Warning and Dynamic Brake Support) • Rear View Camera • Rain-Sensing Windshield Wipers

AVAILABLE FEATURES

- 12" LCD instrument cluster with MyColor®
- Audio – B&O™ Sound System
- Engine – 2.3L High Performance EcoBoost I-4
- Engine block heater
- MagneRide® Damping System

- Reverse Sensing System
- Selectable drive modes with 4-gang toggle switch pack
- Transmission – 10-speed SelectShift® automatic with paddle shifters and Remote Start System

AVAILABLE PACKAGES³

- 2.3L High Performance Package (67E)
- Black Accent Package (60G)
- California Special Package (54C)
- Carbon Sport Interior Package (68C)
- EcoBoost Handling Package (60H)
- Enhanced Security Package (43S)
- Ford Safe and Smart™ Package (77S)

- GT Performance Package (67G)
- “Over-the-Top” Racing Stripes (47A)
- Pony Package (54P)
- Premium Plus Package (201A/401A)
- Wheel & Stripe Package (60L)

EXTERIOR COLORS⁴

Oxford White

Grabber Yellow⁵

Twister Orange Metallic Tri-coat⁶

Race Red

Rapid Red Metallic Tinted Clearcoat⁶

Velocity Blue Metallic

Antimatter Blue Metallic⁵

Iconic Silver Metallic

Carbonized Gray Metallic⁹

Shadow Black

INTERIOR COLORS⁴

Ceramic

Dark Ceramic

Tan

Showstopper Red

Midnight Blue

Ebony

DIMENSIONS & CAPACITIES

| | Fastback | Convertible |
|-----------------------------|----------|-------------|
| EXTERIOR (in.) | | |
| Length | 188.5 | 188.5 |
| Wheelbase | 107.1 | 107.1 |
| Width (excluding mirrors) | 75.4 | 75.4 |
| Height | 54.3 | 54.9 |
| INTERIOR (in.) | | |
| Front | | |
| Head room | 37.6 | 37.6 |
| Leg room (max.) | 45.1 | 45.1 |
| Hip room | 54.9 | 54.9 |
| Shoulder room | 56.3 | 56.3 |
| Rear | | |
| Head room | 34.8 | 35.7 |
| Leg room | 29.0 | 29.2 |
| Hip room | 47.4 | 43.7 |
| Shoulder room | 52.2 | 44.7 |
| CAPACITIES (cu. ft.) | | |
| Passenger volume | 82.8 | 79.2 |
| Cargo volume | 13.5 | 11.4 |
| Total interior volume | 96.4 | 90.6 |
| Fuel (gal.) | I-4 | 15.5 |
| | V8 | 16.0 |
| Seating | 4 | 4 |

ENGINES

| | 2.3L EcoBoost I-4 | 2.3L High Performance EcoBoost | 5.0L Ti-VCT V8 |
|------------------------|-------------------|--------------------------------|----------------|
| Horsepower (hp @ rpm) | 310 @ 5,500⁷ | 330 @ 6,000⁷ | 460 @ 7,000⁷ |
| Torque (lb.-ft. @ rpm) | 350 @ 3,000⁷ | 350 @ 3,000⁷ | 420 @ 4,600⁷ |

EPA-ESTIMATED RATINGS⁸

| | 2.3L EcoBoost I-4 | 2.3L High Performance EcoBoost | 5.0L Ti-VCT V8 |
|---|---|---|---|
| 6-speed manual transmission | 21 city/29 hwy/24 combined mpg (fastback); 20 city/27 hwy/23 combined mpg (convertible) | 20 city/27 hwy/22 combined mpg (fastback); 19 city/25 hwy/21 combined mpg (convertible) | 15 city/24 hwy/18 combined mpg (fastback); 15 city/24 hwy/18 combined mpg (convertible) |
| 10-speed SelectShift automatic transmission | 21 city/32 hwy/25 combined mpg (fastback); 20 city/28 hwy/23 combined mpg (convertible) | 20 city/27 hwy/22 combined mpg (fastback); 19 city/26 hwy/22 combined mpg (convertible) | 15 city/24 hwy/19 combined mpg (fastback); 15 city/23 hwy/18 combined mpg (convertible) |

Horsepower, torque and EPA-estimated fuel economy ratings are independent attributes and may not be achieved simultaneously.

¹FordPass Connect, the FordPass App, and complimentary Connected Service are required for remote features (see FordPass Terms for details). Connected service and features depend on compatible AT&T network availability. Evolving technology/cellular networks/vehicle capability may limit functionality and prevent operation of connected features. Connected service excludes Wi-Fi hotspot. FordPass App, compatible with select smartphone platforms, is available via download. Message and data rates may apply. ²Wi-Fi hotspot includes complimentary wireless data trial that begins upon AT&T activation and expires at the end of 3 months or when 3GB of data is used, whichever comes first, but cannot extend beyond the complimentary subscription period for remote features. To activate, go to www.att.com/ford. ³Visit fleet.ford.com for complete package content. ⁴Available on select series. Restrictions may apply. See your dealer for details. ⁵New for 2021. ⁶Additional charge. ⁷Horsepower and torque ratings based on premium fuel per SAE J1349® standard. Your results may vary. ⁸Actual mileage will vary.

2021

FORD MUSTANG[®]

MACH-E[®]

ALL-ELECTRIC

FASTBACK SUV

Medium BEV Utility Class

Models: Select, California Route 1, Premium, First Edition, GT



Mustang Mach-E Premium. Rapid Red Metallic Tinted Clearcoat. Available equipment.

EXTERIOR COLORS³

| | | |
|---|--|--|
| | | |
| Star White Metallic Tri-coat ⁴ | Space White Metallic | Rapid Red Metallic Tinted Clearcoat ⁴ |
| | | |
| Grabber Blue | Infinite Blue Metallic Tinted Clearcoat ⁴ | Iconic Silver Metallic |
| | | |
| Carbonized Gray Metallic | Dark Matter Gray Metallic | Shadow Black |

INTERIOR COLORS³

| | |
|------------------|------------|
| | |
| Light Space Gray | Black Onyx |



STANDARD FEATURES

| |
|--|
| 10.2" Digital Cluster Screen |
| 12V powerpoints (2) |
| AC/DC Fast Charging |
| Airbags – Driver's knee, front- and rear-seat side, and side-curtain airbags |
| Audio – SiriusXM [®] with 3-month All Access trial subscription |
| Battery – High-voltage standard-range |
| Dual-zone electronic automatic temperature control |
| E-Latch door handles with push-button open |
| Enhanced Memory – Save settings for driver display, audio, navigation and driver-assist technologies |
| FordPass [™] Connect ¹ with 4G LTE Wi-Fi hotspot capability ² |
| Individual Tire Pressure Monitoring System (TPMS) |
| Intelligent Access with push-button start |
| LED reflector headlamps with courtesy delay and wiper-activation |

| |
|---|
| Mirrors – Power, heated sideview with Pony projection lamps and integrated LED turn signal indicators |
| MyKey [®] |
| Personal Safety System [™] for driver and front passenger with dual-stage front airbags |
| Phone As A Key |
| Rear sequential light-emitting diode (LED) turn signal lamps |
| Rear-wheel drive (RWD) – Primary electric motor (rear) |
| Selectable drive modes: Engage, Whisper and Unbridled |
| SYNC [®] 4 with 15.5" LCD capacitive touchscreen with AppLink [®] , 911 Assist [®] , Apple CarPlay [®] compatibility, Android Auto [™] compatibility, and 4 smart-charging USB ports |
| Tilt/telescoping steering column |
| Transmission – 1-speed automatic |

FORD CO-PILOT360[™] TECHNOLOGY

STANDARD FEATURES:

| |
|---|
| Audible Vehicle Alert System |
| Autolamp (Automatic On/Off Headlamps) |
| Ford Co-Pilot360 2.0 – Auto High-Beam Headlamps • BLIS [®] (Blind Spot Information System) with Cross-Traffic Alert • Lane-Keeping System (includes Lane-Keeping Assist, Lane-Keeping Alert and Driver Alert) • Pre-Collision Assist with Automatic Emergency Braking (AEB) (includes Pedestrian Detection, Forward Collision Warning and Dynamic Brake Support) • Post-Collision Braking • Rear View Camera • Reverse Brake Assist • Reverse Sensing System |
| Ford Co-Pilot360 Assist 2.0 – Intelligent Adaptive Cruise Control with Stop & Go, Lane Centering and Speed Sign Recognition • Evasive Steering Assist • Voice-Activated Touchscreen Navigation System |
| Forward Sensing System |

AVAILABLE FEATURES

| |
|--|
| 360-Degree Camera with Split-View Display and front washer |
| All-wheel drive (AWD) – Primary electric motor (rear)/secondary electric motor (front) |
| Audio – B&O [™] Sound System |

| |
|--|
| Battery – Extended-range |
| Panoramic Fixed-Glass Roof with Infrared Reflective (IRR) windshield |

AVAILABLE PACKAGES⁵

| |
|-----------------------------------|
| Comfort/Appearance Package (67A) |
| Comfort/Technology Package (67V) |
| Ford Co-Pilot360 Active 2.0 (50G) |

| |
|--------------------------------------|
| GT Performance Edition Package (60P) |
| Interior Protection Package (17P) |

DIMENSIONS & CAPACITIES

| EXTERIOR (in.) | RWD | AWD |
|---------------------------|-------|-------|
| Length | 185.6 | 185.6 |
| Wheelbase | 117.5 | 117.5 |
| Width (excluding mirrors) | 74.1 | 74.1 |
| Height | 64.0 | 63.9 |
| INTERIOR (in.) | | |
| Front | | |
| Head room | 38.9 | 40.4 |
| Leg room (max.) | 43.3 | 43.3 |
| Hip room | 55.4 | 55.4 |
| Shoulder room | 57.6 | 57.6 |

| INTERIOR (in.) | RWD | AWD |
|--------------------------------|------------------|-------|
| Rear | | |
| Head room | 38.2 | 39.3 |
| Leg room | 38.1 | 38.1 |
| Hip room | 53.2 | 53.2 |
| Shoulder room | 55.9 | 55.9 |
| CAPACITIES (cu. ft.) | | |
| Passenger volume | 101.1 | 104.5 |
| Cargo volume | Behind front row | 59.7 |
| | Behind rear row | 29.7 |
| Front trunk compartment volume | 4.7 | 4.7 |
| Seating | 5 | 5 |

ELECTRIC MOTOR

| | Standard-Range Battery with RWD | Extended-Range Battery with RWD | Standard-Range Battery with AWD | Extended-Range Battery with AWD |
|-------------------------------|---------------------------------|---------------------------------|---------------------------------|---------------------------------|
| Horsepower (hp) ⁶ | 266 | 290 | 266 | 346 |
| Torque (lb.-ft.) ⁶ | 317 | 317 | 428 | 428 |

EPA-ESTIMATED RANGE⁷

| | Standard Range | Extended Range |
|----------------------------|----------------|--|
| Battery (kWh) | 68 | 88 |
| Rear-wheel drive (RWD) | 230 miles | 300 miles (Premium) 305 miles (California Route 1) |
| All-wheel drive (AWD) | 211 miles | 270 miles (Premium) |
| All-wheel drive (AWD) (GT) | — | 250 miles ⁸ (GT) 235 miles ⁸ (GT Performance Edition) |

Horsepower and torque are independent attributes and may not be achieved simultaneously.

¹FordPass Connect, the FordPass App, and complimentary Connected Service are required for remote features (see FordPass Terms for details). Connected service and features depend on compatible AT&T network availability. Evolving technology/cellular networks/vehicle capability may limit functionality and prevent operation of connected features. Connected service excludes Wi-Fi hotspot. FordPass App, compatible with select smartphone platforms, is available via download. Message and data rates may apply. ²Wi-Fi hotspot includes complimentary wireless data trial that begins upon AT&T activation and expires at the end of 3 months or when 3GB of data is used, whichever comes first, but cannot extend beyond the complimentary subscription period for remote features. To activate, go to www.att.com/ford. ³Available on select series. Restrictions may apply. See your dealer for details. ⁴Additional charge. ⁵Visit fleet.ford.com for complete package content. ⁶Calculated via peak performance of the electric motor(s) at peak battery power. Your results may vary. ⁷Based on full charge. Actual range varies with conditions such as external environment, vehicle use, driving behaviors, vehicle maintenance, lithium-ion battery age and state of health. ⁸Targeted EPA-estimated range. Final EPA-estimated range available in the 2021 calendar year.



| | 2021 FORD BRONCO SPORT | 2021 FORD BRONCO 2-DOOR | 2021 FORD BRONCO 4-DOOR |
|--|---|---|--|
| Models | Base, Big Bend, TM Outer Banks, TM Badlands TM | Base, Big Bend, Black Diamond, TM Outer Banks, Badlands, Wildtrak TM | Base, Big Bend, Black Diamond, Outer Banks, Badlands, Wildtrak |
| Engines Horsepower (hp @ rpm) ¹ Torque (lb.-ft. @ rpm) ¹ | 1.5L EcoBoost® I-3 181 @ 6,000 190 @ 3,000 (Standard on Base, Big Bend, Outer Banks) 2.0L EcoBoost I-4 250 @ 5,500 277 @ 3,000 (Standard on Badlands) | 2.3L EcoBoost I-4 300 @ 5,700 325 @ 3,400 (Standard on Base, Big Bend, Black Diamond, Outer Banks, Badlands) 2.7L EcoBoost V6 330 @ 5,250 415 @ 3,100 (Standard on Wildtrak; available on Base,Big Bend, Black Diamond, Outer Banks, Badlands) | 2.3L EcoBoost I-4 300 @ 5,700 325 @ 3,400 (Standard on Base, Big Bend, Black Diamond, Outer Banks, Badlands) 2.7L EcoBoost V6 330 @ 5,250 415 @ 3,100 (Standard on Wildtrak; available on Base, Big Bend, Black Diamond, Outer Banks, Badlands) |
| Transmissions | 8-speed automatic (Standard on Base, Big Bend, Outer Banks) 8-speed SelectShift® automatic (Standard on Badlands) | 7-speed manual (Standard on Base, Big Bend, Black Diamond, Badlands) 10-speed automatic (Standard on Outer Banks, Wildtrak; available on Base, Big Bend, Black Diamond, Badlands) | 7-speed manual (Standard on Big Bend, Black Diamond, Badlands) 10-speed automatic (Standard on Base, Outer Banks, Wildtrak; available on Big Bend, Black Diamond, Badlands) |
| Drivetrains | 4x4/Advanced 4x4 | 4x4/Advanced 4x4 | 4x4/Advanced 4x4 |
| Braking system (F/R) | 4-wheel disc with Anti-Lock Brake System (ABS) | 4-wheel disc with Anti-Lock Brake System (ABS) | 4-wheel disc with Anti-Lock Brake System (ABS) |
| Airbags | Dual-stage front, driver's knee, front-seat side, and Safety Canopy® System | Dual-stage front, front-seat side, and Safety Canopy System | Dual-stage front, front-seat side, and Safety Canopy System |
| Length (in.) | 172.7 | 173.7 | 189.4 |
| Wheelbase (in.) | 105.1 | 100.4 | 116.1 |
| Height (in.) | 70.2 | 71.9 | 73.0 |
| Seating capacity | 5 | 4 | 5 |
| Track (in.) (F/R) | 63.4/62.8 | 65.0 | 65.0 |
| Head room (in.) (F/R) | 41.5/41.7 | 41.0/39.8 | 43.3/41.1 |
| Leg room (in.) (F/R) | 42.4 (max.)/36.9 | 43.1 (max.)/35.7 | 43.1 (max.)/36.3 |
| Hip room (in.) (F/R) | 55.2/53.4 | 56.3/43.3 | 55.9/54.8 |
| Shoulder room (in.) (F/R) | 57.3/55.6 | 57.1/51.8 | 57.1/56.5 |
| Passenger volume (cu. ft.) | 105.7 | 99.0 | 103.7 |
| Cargo volume (cu. ft.) Behind front row Behind rear row | 65.2/32.5 | 52.3/22.4 | 83.0/38.3 |
| Fuel tank capacity (gal.) | 16 | 16.9 | 20.8 |
| Base curb weight (lbs.) | 3,467 (1.5 EcoBoost); 3,707 (2.0L EcoBoost) | 4,319 (2.3L 7-speed manual); 4,339 (2.3L 10-speed automatic); 4,491 (2.7L 10-speed automatic) | 4,499 (2.3L 7-speed manual); 4,509 (2.3L 10-speed automatic); 4,661 (2.7L 10-speed automatic) |
| Trailer Towing (max. lbs.) ² | 2,200 | 3,500 | 3,500 |



Horsepower, torque and towing are independent attributes and may not be achieved simultaneously. Dimensions and capacities shown for base configurations without options, except where noted. Dimensions and capacities vary by model. See your Ford Dealer for complete details.
¹Horsepower and torque ratings based on premium fuel per SAE J1349® standard. Your results may vary. ²When equipped with available tow package. See your Ford Dealer for complete details. Max. towing varies based on cargo, vehicle configuration, accessories and number of passengers.

2021
FORD BRONCO™
SPORT

Non-Premium Subcompact Utility Class

Models: Base, Big Bend,™
Outer Banks,™ Badlands,™




Badlands. Rapid Red Metallic Tinted Clearcoat. Available equipment.

EXTERIOR COLORS³


| | | | |
|--------------------------|--|-----------------------|--|
| | | | |
| Oxford White | Cyber Orange Metallic Tri-coat ⁴ | Kodiak Brown Metallic | Rapid Red Metallic Tinted Clearcoat ⁴ |
| | | | |
| Area 51 | Alto Blue Metallic Tinted Clearcoat ⁴ | Cactus Gray | Iconic Silver Metallic |
| | | | |
| Carbonized Gray Metallic | Shadow Black | | |

INTERIOR COLORS³

| | |
|-------------------|-------------|
| | |
| Medium Dark Slate | Ebony/Roast |
| | |
| Navy Pier | Ebony |



Available equipment, aftermarket accessories.
Recreational equipment not included.



Available equipment, aftermarket accessories.
Recreational equipment not included.

STANDARD FEATURES

| |
|---|
| 4x4 (Base, Big Bend, Outer Banks) |
| 12V powerpoints (3 on Base, Big Bend; 2 on Outer Banks, Badlands) |
| Advanced 4x4 (Badlands) |
| AdvanceTrac™ with RSC® (Roll Stability Control™) |
| Airbags – Driver’s knee, front-seat side, and Safety Canopy® System with side-curtain airbags and rollover sensor |
| Audio – AM/FM stereo with 6 speakers |
| Audio – SiriusXM® with 3-month trial subscription (Big Bend, Outer Banks, Badlands) |
| Easy Fuel® capless fuel filler |
| Engine – 1.5L EcoBoost® I-3 with Auto Start-Stop Technology (Base, Big Bend, Outer Banks) |
| Engine – 2.0L EcoBoost I-4 with Auto Start-Stop Technology (Badlands) |
| FordPass™ Connect ¹ with 4G LTE Wi-Fi hotspot capability ² |

| |
|--|
| Individual Tire Pressure Monitoring System (TPMS; excludes spare) |
| Intelligent Access with push-button start (Big Bend, Outer Banks, Badlands) |
| Mirrors – Power sideview |
| MyKey® |
| Perimeter alarm |
| Personal Safety System™ for driver and front passenger with dual-stage front airbags |
| Rotary Gear Shift Dial |
| Seats – Heated front (Outer Banks, Badlands) |
| Seats – Rear 60/40 split fold-flat bench |
| SecuriLock® Passive Anti-Theft System |
| SOS Post-Crash Alert System™ |
| SYNC® 3 with 8" LCD capacitive touchscreen with AppLink®, 911 Assist®, Apple CarPlay® compatibility, Android Auto™ compatibility, and 2 smart-charging USB ports |
| Tilt/telescoping steering column |
| Transmission – 8-speed automatic |

STANDARD FORD CO-PILOT360™ TECHNOLOGY

Ford Co-Pilot360 – Auto High-Beam Headlamps • BLIS® (Blind Spot Information System) with Cross-Traffic Alert • Lane-Keeping System (includes Lane-Keeping Assist, Lane-Keeping Alert and Driver Alert) • Pre-Collision Assist with Automatic Emergency Braking (AEB) (includes Pedestrian Detection, Forward Collision Warning and Dynamic Brake Support) • Rear View Camera Post-Collision Braking

AVAILABLE FEATURES

| |
|--|
| 8-way power driver seat and 6-way power front-passenger seat |
| Cargo Management System |
| Cargo mat |
| Engine block heater |

| |
|------------------------------|
| Floor liners |
| Front and rear splash guards |
| Reverse Sensing System |
| Roof-rail crossbars |

FLEET EXCLUSIVES

| |
|---|
| Daytime running lamps – Non-configurable |
| Reverse Sensing System (Big Bend, Badlands) |

AVAILABLE PACKAGES⁵

| | |
|------------------------------------|---------------------------------------|
| Badlands Package (96X) | Ford Co-Pilot360 Assist+ (47C) |
| Big Bend Convenience Package (96B) | Outer Banks Convenience Package (96D) |
| Class II Trailer Tow Package (53B) | |

DIMENSIONS & CAPACITIES

| EXTERIOR (in.) | | INTERIOR (in.) | |
|------------------------|--|----------------------|------|
| Length | | Rear | |
| Wheelbase | | Head room | 41.7 |
| Width (mirrors folded) | | Leg room | 36.9 |
| Height | | Hip room | 53.4 |
| Shoulder room | | Shoulder room | 55.6 |
| INTERIOR (in.) | | CAPACITIES (cu. ft.) | |
| Front | | Passenger volume | |
| Head room | | Cargo volume | |
| Leg room (max.) | | Behind front row | |
| Hip room | | Behind rear row | |
| Shoulder room | | Seating | |

Dimensions and capacities shown for base configuration without options.
Dimensions and capacities vary by model. See your Ford Dealer for complete details.

ENGINES

| | 1.5L EcoBoost I-3 | 2.0L EcoBoost I-4 |
|------------------------|--------------------------|--------------------------|
| Horsepower (hp @ rpm) | 181 @ 6,000 ⁶ | 250 @ 5,500 ⁶ |
| Torque (lb.-ft. @ rpm) | 190 @ 3,000 ⁶ | 277 @ 3,000 ⁶ |

¹FordPass Connect, the FordPass App, and complimentary Connected Service are required for remote features (see FordPass Terms for details). Connected service and features depend on compatible AT&T network availability. Evolving technology/cellular networks/vehicle capability may limit functionality and prevent operation of connected features. Connected service excludes Wi-Fi hotspot. FordPass App, compatible with select smartphone platforms, is available via download. Message and data rates may apply. ²Wi-Fi hotspot includes complimentary wireless data trial that begins upon AT&T activation and expires at the end of 3 months or when 3GB of data is used, whichever comes first, but cannot extend beyond the complimentary subscription period for remote features. To activate, go to www.att.com/ford. ³Available on select series. Restrictions may apply. See dealer for details. ⁴Additional charge. ⁵Visit fleet.ford.com for complete package content. ⁶Horsepower and torque ratings based on premium fuel per SAE J1349® standard. Your results may vary. Horsepower and torque are independent attributes and may not be achieved simultaneously.

2021
FORD BRONCO™

Medium Traditional Utility Class

Models: Base, Big Bend,™
Black Diamond,™ Outer Banks,™
Badlands,™ Wildtrak™



4-Door Big Bend. Cactus Gray. Available equipment.



STANDARD FEATURES

4x4 with Part-Time Selectable Engagement (Base, Big Bend, Black Diamond, Outer Banks)

Advanced 4x4 with Automatic On-Demand Engagement (Badlands, Wildtrak)

12V powerpoints (2)

AdvanceTrac™ with RSC® (Roll Stability Control™)

Airbags – Front-seat side, and Safety Canopy® System with side-curtain airbags and rollover sensor

Audio – AM/FM stereo with 6 speakers

Audio – SiriusXM® with 90-day trial subscription

Easy Fuel® capless fuel filler

Engine – 2.3L EcoBoost® (Base, Big Bend, Black Diamond, Outer Banks, Badlands)

Engine – 2.7L EcoBoost (Wildtrak)

Fender tie-down hooks

FordPass™ Connect¹ with 4G LTE Wi-Fi hotspot capability²

Hard top (2-door)

Individual Tire Pressure Monitoring System (TPMS; excludes spare)

MyKey®

Perimeter alarm

Personal Safety System™ for driver and front passenger with dual-stage front airbags

Push-button start

Seats – Rear 50/50 split-fold bench (2-door)

Seats – Rear 60/40 split-fold bench (4-door)

SecuriLock® Passive Anti-Theft System

Soft top (4-door)

SOS Post-Crash Alert System™

Steering wheel-mounted cruise control

SYNC® 4 with 8" LCD capacitive touchscreen with AppLink®, 911 Assist®, Apple CarPlay® compatibility, Android Auto™ compatibility, and 2 smart-charging USB ports

Tilt/telescoping steering column

Tow hooks – Front (2) and rear (1)

Transmission – 7-speed manual (2-door; Base, Big Bend, Black Diamond, Badlands)

Transmission – 10-speed automatic (4-door; Base, Outer Banks, Wildtrak)

STANDARD FORD CO-PILOT360™ TECHNOLOGY

Auto High-Beam Headlamps

Hill Descent Control™ (7-speed manual transmission only)

Hill Start Assist

Pre-Collision Assist with Automatic Emergency Braking (AEB)

Rear View Camera with Backup Assist Grid Lines

AVAILABLE FEATURES

Advanced 4x4 with Automatic On-Demand Engagement

Brush guard

Cargo area protector

Front bumper – Heavy-duty modular

Auxiliary switches in overhead console

Engine – 2.7L EcoBoost

Engine block heater

Floor liners

Front and rear splash guards

Hard top (4-door)

Keyless entry keypad

Powder-coated tube steps

Roof rails with crossbars

Steel bash plates

Towing capability


Transmission – 10-speed automatic

Voice-Activated Touchscreen Navigation System

FLEET EXCLUSIVE

Daytime running lamps – Non-configurable

EXTERIOR COLORS³



Oxford White



Cyber Orange Metallic Tri-coat⁴



Race Red



Rapid Red Metallic Tinted Clearcoat⁴



Area 51



Velocity Blue Metallic



Antimatter Blue Metallic




Cactus Gray



Iconic Silver Metallic



Carbonized Gray Metallic



Shadow Black

INTERIOR COLORS³



Dark Space Gray/ Navy Pier




Dark Space Gray/ Black Onyx



Black Onyx



Medium Sandstone/ Black Onyx



Roast/Black Onyx

AVAILABLE PACKAGES⁵

High Package (313A, 333A, 353A)

Lux Package (314A, 334A, 354A)

Mid Package (222A, 322A, 332A)

Sasquatch™ Package (765)

DIMENSIONS & CAPACITIES

EXTERIOR (in.)

Length

2-Door

173.7

4-Door

189.4

Wheelbase

100.4

116.1

Width (mirrors folded)

75.9

75.9

Height

71.9

73.0

INTERIOR (in.)

Front

Head room

41.0

43.3

Leg room (max.)

43.1

43.1

Hip room

56.3

55.9

Shoulder room

57.1

57.1

INTERIOR (in.)

Rear

Head room

39.8

41.1

Leg room

35.7

36.3

Hip room

43.3

54.8

Shoulder room

51.8

56.5

CAPACITIES (cu. ft.)

Passenger volume

99.0

103.7

Cargo volume Behind front row

52.3

83.0

Behind rear row

22.4

38.3

Fuel (gal.)

16.9

20.8

Seating

4







5

Dimensions and capacities shown for base configuration without options. Dimensions and capacities vary by model. See your Ford Dealer for complete details.

ENGINES

| | 2.3L EcoBoost I-4 | 2.7L EcoBoost V6 |
|------------------------|--------------------------|--------------------------|
| Horsepower (hp @ rpm) | 300 @ 5,700 ⁶ | 330 @ 5,250 ⁶ |
| Torque (lb.-ft. @ rpm) | 325 @ 3,400 ⁶ | 415 @ 3,100 ⁶ |

¹FordPass Connect, the FordPass App, and complimentary Connected Service are required for remote features (see FordPass Terms for details). Connected service and features depend on compatible AT&T network availability. Evolving technology/cellular networks/vehicle capability may limit functionality and prevent operation of connected features. Connected service excludes Wi-Fi hotspot. FordPass App, compatible with select smartphone platforms, is available via download. Message and data rates may apply. ²Wi-Fi hotspot includes complimentary wireless data trial that begins upon AT&T activation and expires at the end of 3 months or when 3GB of data is used, whichever comes first, but cannot extend beyond the complimentary subscription period for remote features. To activate, go to www.att.com/ford. ³Available on select series. Restrictions may apply. See dealer for details. ⁴Additional charge. ⁵Visit fleet.ford.com for complete package content. ⁶Horsepower and torque ratings based on premium fuel per SAE J1349® standard. Your results may vary. Horsepower and torque are independent attributes and may not be achieved simultaneously.

| | | | | | | |
|--|---|--|---|--|--|--|
| |  |  |  |  |  |  |
| | 2021 FORD ECOSPORT® | 2021 FORD ESCAPE® | 2021 FORD EDGE® ⁵ | 2021 FORD EXPLORER® | 2021 FORD EXPEDITION® | 2021 FORD EXPEDITION MAX |
| Models | S, SE, SES, Titanium | S, SE, SEL, Titanium | SE, SEL, ST-Line, Titanium, ST | Explorer, XLT, Limited, ST, King Ranch® Platinum | XL, XLT, Limited, King Ranch, Platinum | XL, XLT, Limited, King Ranch, Platinum |
| Engines Horsepower (hp @ rpm) Torque (lb.-ft. @ rpm) | 1.0L EcoBoost® I-3 123 @ 6,000 125 @ 3,500 (Standard on S, SE, Titanium) 2.0L I-4 166 @ 6,500 149 @ 4,500 (Standard on SES; available on S, SE, Titanium) | 1.5L EcoBoost I-3 181 @ 6,000 ² 190 @ 3,000 ² (Standard on S, SE, SEL) 2.0L EcoBoost I-4 250 @ 5,500 ² 280 @ 3,000 ² (Available on SEL, Titanium) 2.5L I-4 Hybrid 200 @ 6,250 ³ 155 @ 4,500 ³ (Standard on Titanium; available on SE, SEL) 2.5L I-4 Plug-in Hybrid 221 @ 6,250 ³ 155 @ 4,500 ³ (Available on SE, SEL and Titanium) | 2.0L EcoBoost I-4 250 @ 5,500 ² 280 @ 3,000 ² (Standard on SE, SEL, ST-Line, Titanium) 2.7L EcoBoost V6 335 @ 5,500 ² 380 @ 3,250 ² (Standard on ST) | 2.3L EcoBoost I-4 300 @ 5,500 ² 310 @ 3,500 ² (Standard on Explorer, XLT, Limited) 3.0L EcoBoost V6 365 @ 5,500 ² ; 400 @ 5,500 ² (ST) 380 @ 3,500 ² ; 415 @ 3,500 ² (ST) (Standard on ST, King Ranch, Platinum) 3.3L V6 Hybrid 318 @ 6,500 ³ 322 @ 2,500 ³ (Available on Limited) 3.3L Ti-VCT V6 FFV 285 @ 6,500 260 @ 4,000 (Available on Explorer; fleet only) | 3.5L EcoBoost V6 375 @ 5,000 470 @ 3,500 (Standard on XL, XLT, Limited, King Ranch) 3.5L EcoBoost V6 Platinum Series 400 @ 5,000 ² 480 @ 3,250 ² (Standard on Platinum) | 3.5L EcoBoost V6 375 @ 5,000 470 @ 3,500 (Standard on XL, XLT, Limited, King Ranch) 3.5L EcoBoost V6 Platinum Series 400 @ 5,000 ² 480 @ 3,250 ² (Standard on Platinum) |
| Transmissions | 6-speed SelectShift® automatic | 8-speed automatic; eCVT (Hybrid, Plug-in Hybrid) | 8-speed automatic; 7-speed automatic (ST) | 10-speed automatic | 10-speed SelectShift automatic | 10-speed SelectShift automatic |
| Drivetrains | FWD/Intelligent 4WD | FWD/Intelligent AWD | FWD/Intelligent AWD | RWD/Intelligent 4WD | RWD/Intelligent 4WD | RWD/Intelligent 4WD |
| Braking system | 4-wheel disc with Anti-Lock Brake System (ABS) | 4-wheel disc with Anti-Lock Brake System (ABS) | 4-wheel disc with Anti-Lock Brake System (ABS) | 4-wheel disc with Anti-Lock Brake System (ABS) | 4-wheel disc with Anti-Lock Brake System (ABS) | 4-wheel disc with Anti-Lock Brake System (ABS) |
| Airbags | Dual-stage front, driver and front-passenger knee, front-/rear-seat side, and Safety Canopy® System | Dual-stage front, driver's knee, front-seat side, and Safety Canopy System | Dual-stage front, driver and front-passenger knee, front-seat side, and Safety Canopy System | Dual-stage front, driver and front-passenger knee, front-seat side, and 3-row Safety Canopy System | Dual-stage front, front-seat side, and 3-row Safety Canopy System | Dual-stage front, front-seat side, and 3-row Safety Canopy System |
| Length (in.) | 161.3 | 180.5 | 188.8 | 198.8 (199.3 ST) | 210.0 | 221.9 |
| Wheelbase (in.) | 99.2 | 106.7 | 112.2 | 119.1 | 122.5 | 131.6 |
| Width (including mirrors) (in.) | 81.0 | 85.6 | 85.8 | 89.3 | 93.4 | 93.4 |
| Height (in.) | 64.8 (4x2); 65.1 (4x4) | 66.1 | 68.3 | 69.9 (RWD); 70.2 (4WD) | 76.6 (4x2); 76.4 (4x4) | 76.4 (4x2); 76.2 (4x4) |
| Seating capacity | 5 | 5 | 5 | 6, 7 | 5, 7, 8 | 7, 8 |
| Track (in.) (F/R) | 59.8/59.7 | 62.4/61.8 | 64.8/64.7 | 66.9/66.9 | 67.6/67.2 | 67.6/67.2 |
| Head room (in.) (F/R) | 39.6/37.5 | 40.0/39.3 | 40.2/40.3 | 40.7/40.5 (38.9, 3rd row) | 42.0 (max.)/40.0 (37.3, 3rd row) | 42.0 (max.)/40.0 (37.4, 3rd row) |
| Leg room (in.) (F/R) | 42.9 (max.)/36.7 | 42.4 (max.)/38.8 37.1 Hybrid, Plug-in Hybrid | 42.6 (max.)/40.6 | 43.0 (max.)/39.0 (32.2, 3rd row) | 43.9 (max.)/41.5 (36.1, 3rd row) | 43.9 (max.)/41.5 (36.1, 3rd row) |
| Hip room (in.) (F/R) | 51.6/50.9 | 55.2/53.3 | 55.9/57.5 | 59.2/59.1 (40.9, 3rd row) | 62.2/62.6 (51.4, 3rd row) | 62.2/62.6 (51.4, 3rd row) |
| Shoulder room (in.) (F/R) | 53.3/51.3 | 57.6/56.0 | 60.3/60.5 | 61.8/61.9 (54.6, 3rd row) | 64.9/64.8 (64.2, 3rd row) | 64.9/64.8 (64.3, 3rd row) |
| Passenger volume (cu. ft.) | 91.1 | 104.0 | 113.9 | 152.7 | 171.9 | 172.0 |
| Cargo volume (cu. ft.) (behind 1st row/2nd row) | 50.0/20.9 | 65.4/33.5 (37.5 max.) | 73.4/39.2 | 87.8 ^{4,5} /47.9 ^{4,6} (18.2, ⁴ 3rd row) | 104.6/57.5 (19.3, 3rd row) | 121.5/73.3 (34.3, 3rd row) |
| Fuel tank capacity (gal.) | 13.6 | 14.8 (1.5L EcoBoost FWD); 15.7 (1.5L EcoBoost AWD; 2.0L); 14.3 (2.5L Hybrid); 11.0 (2.5L Plug-in Hybrid) | 18.4 (FWD); 18.5 (AWD) | 17.9 (2.3L); 20.2 (3.0L); 18.0 (3.3L Hybrid); 20.2 (3.3L V6) | 23.0 | 28.0 |
| Base curb weight (lbs.) | 3,020 (1.0L EcoBoost FWD); 3,300 (2.0L 4WD) | 3,298 (1.5L EcoBoost FWD); 3,474 (1.5L EcoBoost AWD); 3,566 (2.0L EcoBoost AWD); 3,554 (2.5L Hybrid FWD); 3,706 (2.5L Hybrid AWD); 3,884 (2.5L Plug-in Hybrid FWD) | 3,960 (FWD); 4,126 (AWD); 4,525 (ST) | 4,345 (2.3L EcoBoost RWD); 4,437 (2.3L EcoBoost 4WD); 4,701 (3.0L EcoBoost 4WD); 4,969 (3.3L Hybrid RWD); 5,076 (3.3L Hybrid 4WD) | 5,443 (4x2); 5,692 (4x4) | 5,544 (4x2); 5,793 (4x4) |
| Trailer towing (max. lbs.) ¹ | 2,000 | 3,500 | 3,500 | 5,600 | 9,300 | 9,000 |



Horsepower, torque and towing are independent attributes and may not be achieved simultaneously.

¹When equipped with available tow package. See your Ford Dealer for complete details. Max. towing varies based on cargo, vehicle configuration, accessories and number of passengers. ²Horsepower and torque ratings based on premium fuel per SAE J1349® standard. Your results may vary. ³Calculated via combined performance of the engine and electric motor(s) with peak battery power. The calculations utilize SAE J1349 engine results and Ford electric motor dyno testing. Your results may vary. ⁴Includes cargo volume under load floor and in rear quarter panel storage bin. ⁵With 2nd and 3rd rows folded. ⁶With 3rd row folded.


2021
FORD ECOSPORT®

Mini Utility Class
Models: S, SE, SES, Titanium




EcoSport SE. Race Red. Available equipment.

EXTERIOR COLORS³



INTERIOR COLORS³



STANDARD FEATURES

| |
|---|
| 12V powerpoints (2) |
| AdvanceTrac™ with RSC® (Roll Stability Control™) |
| Airbags – Driver and front-passenger knee, front-/rear-seat side, and Safety Canopy® System with side-curtain airbags and rollover sensor |
| Audio – SiriusXM® with 3-month All Access trial subscription (SE, SES, Titanium) |
| Auto Start-Stop Technology |
| Battery saver |
| Daytime running lamps (configurable) |
| Easy Fuel® capless fuel filler |
| Engine – 1.0L EcoBoost® I-3 (S, SE, Titanium) |
| Engine – 2.0L I-4 (SES) |
| FordPass™ Connect ¹ with 4G LTE Wi-Fi hotspot capability ² |
| Front-wheel drive (FWD) (S, SE, Titanium) |
| Head restraints and 3-point safety belts on all 5 seating positions |
| Illuminated Entry System |
| Intelligent 4-wheel drive (4WD) (SES) |
| Intelligent Access with push-button start (SE, SES, Titanium) |
| Mirrors – Power sideview |

| |
|---|
| MyKey® |
| Personal Safety System™ for driver and front passenger with dual-stage front airbags |
| Power windows and door locks |
| Remote Keyless Entry System with 2 integrated keyhead transmitter remotes (S) |
| Seats – Front buckets |
| Seats – Rear 60/40 split fold-flat bench |
| SecuriLock® Passive Anti-Theft System (S) |
| SOS Post-Crash Alert System™ |
| Steering wheel-mounted cruise control |
| SYNC® with 4.2" LCD screen in center stack with AppLink®, 911 Assist® and 2 smart-charging USB ports (S) |
| SYNC 3 with 8" LCD capacitive touchscreen with AppLink, 911 Assist, Apple CarPlay® compatibility, Android Auto™ compatibility, and 2 smart-charging USB ports (SE, SES, Titanium) |
| Tilt/telescoping steering column |
| Tire Pressure Monitoring System (TPMS; excludes spare) |
| Transmission – 6-speed SelectShift® automatic |
| Wipers – Intermittent front and rear with washer |

FORD CO-PILOT360™ TECHNOLOGY

STANDARD FEATURES:

| |
|---------------------------------------|
| Autolamp (Automatic On/Off Headlamps) |
| Hill Start Assist |
| Rear View Camera |

AVAILABLE FEATURES

| |
|--|
| 110V/150W AC power outlet |
| BLIS® (Blind Spot Information System) with Cross-Traffic Alert |
| Engine – 2.0L I-4 |
| Engine block heater |
| Fog lamps |
| Front and rear molded splash guards |
| Heated steering wheel |
| Intelligent 4-wheel drive (4WD) |
| Keyless entry keypad |
| Leather-wrapped steering wheel and shift knob |

| |
|--|
| Overlander decal (hood, side doors and swing gate) |
| Power moonroof with shade |
| Privacy glass (rear doors, rear quarter windows and swing gate window) |
| Rain-Sensing Windshield Wipers |
| Remote Start System |
| Reverse Sensing System |
| Roof-rack side rails |
| Voice-Activated Touchscreen Navigation System |
| Windshield wiper de-icer |

AVAILABLE PACKAGES⁵

| | |
|-----------------------------------|------------------------------|
| Cargo Management Package | SE Appearance Package (47A) |
| Interior Protection Package (502) | SE Convenience Package (47B) |

DIMENSIONS & CAPACITIES

| EXTERIOR (in.) | | | INTERIOR (in.) | |
|-----------------------------------|--|--|----------------------|--|
| Length | | | Rear | |
| Wheelbase | | | Head room | |
| Width | | | Leg room | |
| | | | Hip room | |
| | | | Shoulder room | |
| Height | | | CAPACITIES (cu. ft.) | |
| | | | Cargo volume | |
| | | | | |
| Lift-in height | | | Fuel (gal.) | |
| | | | Seating | |
| Cargo rear opening height | | | | |
| Cargo rear opening width at floor | | | | |
| INTERIOR (in.) | | | | |
| Front | | | | |
| Head room | | | | |
| Leg room (max.) | | | | |
| Hip room | | | | |
| Shoulder room | | | | |

ENGINES

| | 1.0L EcoBoost I-3 | 2.0L I-4 |
|------------------------|-------------------|-------------|
| Horsepower (hp @ rpm) | 123 @ 6,000 | 166 @ 6,500 |
| Torque (lb.-ft. @ rpm) | 125 @ 3,500 | 149 @ 4,500 |

Horsepower and torque ratings are independent attributes and may not be achieved simultaneously.

¹FordPass Connect (optional on select vehicles), the FordPass App, and complimentary Connected Service are required for remote features (see FordPass Terms for details). Connected service and features depend on compatible AT&T network availability. Evolving technology/cellular networks/vehicle capability may limit functionality and prevent operation of connected features. Connected service excludes Wi-Fi hotspot. FordPass App, compatible with select smartphone platforms, is available via download. Message and data rates may apply. ²Wi-Fi hotspot includes complimentary wireless data trial that begins upon AT&T activation and expires at the end of 3 months or when 3GB of data is used, whichever comes first, but cannot extend beyond the complimentary subscription period for remote features. To activate, go to www.att.com/ford. ³Available on select series. Restrictions may apply. ⁴Additional charge. ⁵Visit fleet.ford.com for complete package content.

2021

FORD ESCAPE®

Non-Premium Compact Utility Class

Models: S, SE, SEL, Titanium



Escape S. Iconic Silver Metallic. Available equipment.

EXTERIOR COLORS³

Star White Metallic Tri-coat⁴

Oxford White

Desert Gold Metallic⁴

Rapid Red Metallic Tinted Clearcoat⁴

Bronze Fire Metallic

Velocity Blue Metallic

Antimatter Blue Metallic

Iconic Silver Metallic

Carbonized Gray Metallic

Agate Black Metallic

INTERIOR COLORS³

Sandstone

Dark Earth Gray

Ebony



STANDARD FEATURES

| | |
|---|---|
| 12V powerpoints (3 on S; 2 on SE, SEL, Titanium) | Remote Start System (SEL, Titanium) |
| AdvanceTrac™ with RSC® (Roll Stability Control™) | Rotary gear shift dial |
| Airbags – Driver’s knee, front-seat side, and Safety Canopy® System with side-curtain airbags and rollover sensor | Seats – Heated front (SEL, Titanium) |
| Audio – SiriusXM® with 3-month All Access trial subscription (SE, SEL, Titanium) | Seats – Rear 60/40 split fold-flat sliding bench |
| Easy Fuel® capless fuel filler | SecuriLock® Passive Anti-Theft System (S, SE) |
| Engine – 1.5L EcoBoost® I-3 with Auto Start-Stop Technology (S, SE, SEL) | Selectable Drive Modes |
| Engine – 2.5L Atkinson-cycle I-4 Hybrid (Titanium) | SOS Post-Crash Alert System™ |
| FordPass™ Connect ¹ with 4G LTE Wi-Fi hotspot capability ² | SYNC® with 4.2" LCD screen in center stack with AppLink®, 911 Assist®, and 2 smart-charging USB ports (S) |
| Front-wheel drive (FWD) | SYNC 3 with 8" LCD capacitive touchscreen with AppLink, 911 Assist, Apple CarPlay® compatibility, Android Auto™ compatibility, and 2 smart-charging USB ports (SE, SEL, Titanium) |
| Intelligent Access with push-button start (SE, SEL, Titanium) | Tilt/telescoping steering column |
| MyKey® | Tire Pressure Monitoring System (excludes spare, if equipped) |
| Personal Safety System™ for driver and front passenger with dual-stage front airbags | Transmission – 8-speed automatic (S, SE, SEL) |
| | Transmission – eCVT (Titanium) |

FORD CO-PILOT360™ TECHNOLOGY

| |
|--|
| STANDARD FEATURES: |
| Ford Co-Pilot360 – Auto High-Beam Headlamps • BLIS® (Blind Spot Information System) with Cross-Traffic Alert • Lane-Keeping System (includes Lane-Keeping Assist, Lane-Keeping Alert and Driver Alert System) • Pre-Collision Assist with Automatic Emergency Braking (AEB) (includes Pedestrian Detection, Forward Collision Warning and Dynamic Brake Support) • Rear View Camera Post-Collision Braking |

AVAILABLE FEATURES

| | |
|--|-----------------------|
| Cargo mat | Panoramic Vista Roof® |
| Easy Access Cargo Shade | Remote Start System |
| Engine – 2.0L EcoBoost I-4 with Auto Start-Stop Technology; includes 8-speed SelectShift® automatic transmission (SEL, Titanium) | Roof-rail crossbars |
| Engine – 2.5L Atkinson-cycle I-4 Hybrid (SE, SEL) | |
| Engine – 2.5L I-4 Plug-in Hybrid (SE, SEL, Titanium) | |
| Engine block heater | |
| Floor liners | |
| Intelligent all-wheel drive (AWD) | |
| Mini space-saver spare | |

FLEET EXCLUSIVES

| |
|--|
| Daytime running lamps (non-configurable) |
| Decal options |
| Privacy glass on rear doors, rear quarter windows and liftgate (S) |
| Reverse Sensing System (S) |
| Seat – 10-way power driver’s (SE) |

AVAILABLE PACKAGES⁵

| |
|------------------------------------|
| Class II Trailer Tow Package (536) |
| Cold Weather Package (86C) |
| Convenience Package (86B) |
| Ford Co-Pilot360 Assist+ (68B) |
| SE Sport Appearance Package (62K) |

| |
|-------------------------------|
| SEL Stealth AWD Package (62L) |
| Technology Package (86D) |
| Titanium Elite Package (62U) |

DIMENSIONS & CAPACITIES

| EXTERIOR (in.) | | |
|----------------------------------|-------------------|-------|
| Length | | 180.5 |
| Wheelbase | | 106.7 |
| Width | Excluding mirrors | 74.1 |
| | Including mirrors | 85.6 |
| | Mirrors folded | 78.7 |
| Height (max.) | | 66.1 |
| Lift-in height | | 28.1 |
| Cargo rear opening height | | 30.4 |
| Cargo rear opening width – Lower | | 42.1 |
| INTERIOR (in.) | | |
| Front | | |
| Head room | | 40.0 |
| Leg room (max.) | | 42.4 |
| Hip room | | 55.2 |
| Shoulder room | | 57.6 |

| INTERIOR (in.) | | |
|----------------------|---------------------|---------------------|
| Rear | | |
| Head room | | 39.3 |
| Leg room | | 38.8 (40.7 max.) |
| Hip room | | 53.3 |
| Shoulder room | | 56.0 |
| CAPACITIES (cu. ft.) | | |
| Cargo volume | Behind front row | 65.4 |
| | Behind rear row | 33.5 (37.5 max.) |
| Fuel (gal.) | 1.5L EcoBoost | 14.8/15.7 (FWD/AWD) |
| | 2.0L EcoBoost | 15.7 |
| | 2.5L Hybrid | 14.3 |
| | 2.5L Plug-in Hybrid | 11.0 |
| Seating | | 5 |

Dimensions shown for base trim level with FWD. Dimensions may vary by model.

ENGINES

| | 1.5L EcoBoost I-3 | 2.0L EcoBoost I-4 | 2.5L I-4 Hybrid | 2.5L I-4 Plug-in Hybrid |
|------------------------|--------------------------|--------------------------|--------------------------|--------------------------|
| Horsepower (hp @ rpm) | 181 @ 6,000 ⁶ | 250 @ 5,500 ⁶ | 200 @ 6,250 ⁷ | 221 @ 6,250 ⁷ |
| Torque (lb.-ft. @ rpm) | 190 @ 3,000 ⁶ | 280 @ 3,000 ⁶ | 155 @ 4,500 ⁷ | 155 @ 4,500 ⁷ |

Horsepower and torque are independent attributes and may not be achieved simultaneously.

¹FordPass Connect, the FordPass App, and complimentary Connected Service are required for remote features (see FordPass Terms for details). Connected service and features depend on compatible AT&T network availability. Evolving technology/cellular networks/vehicle capability may limit functionality and prevent operation of connected features. Connected service excludes Wi-Fi hotspot. FordPass App, compatible with select smartphone platforms, is available via download. Message and data rates may apply. ²Wi-Fi hotspot includes complimentary wireless data trial that begins upon AT&T activation and expires at the end of 3 months or when 3GB of data is used, whichever comes first, but cannot extend beyond the complimentary subscription period for remote features. To activate, go to www.att.com/ford. ³Available on select series. Restrictions may apply. See your dealer for details. ⁴Additional charge. ⁵Visit fleet.ford.com for complete package content. ⁶Horsepower and torque ratings based on premium fuel per SAE J1349® standard. Your results may vary. ⁷Calculated via combined performance of the engine and electric motor(s) with peak battery power. The calculations utilize SAE J1349 engine results and Ford electric motor dyno testing. Your results may vary.

2021

FORD EDGE®

Midsize Utility Class

Models: SE, SEL, ST-Line, Titanium, ST



Edge Titanium. Rapid Red Metallic Tinted Clearcoat. Available equipment.



STANDARD FEATURES

| | |
|---|--|
| 12V powerpoints (4) | Intelligent Access with push-button start |
| AdvanceTrac™ with RSC® (Roll Stability Control™) and Curve Control | Intelligent all-wheel drive (AWD) (ST) |
| Airbags – Driver’s knee, glove-box-door-integrated knee, front-seat side, and Safety Canopy® System with side-curtain airbags and rollover sensor | Mirrors – Power sideview |
| Audio – SiriusXM® with 360L¹ | MyKey® |
| Auto Start-Stop Technology | Personal Safety System™ for driver and front passenger with dual-stage front airbags |
| Cargo Management System | Power windows with front one-touch-up/-down feature |
| Dual-zone electronic automatic temperature control | Seats – Rear 60/40 split fold-flat with manually reclining seat backs and folding center armrest |
| Easy Fuel® capless fuel filler | SOS Post-Crash Alert System™ |
| Engine – 2.0L EcoBoost® I-4 (SE, SEL, ST-Line, Titanium) | SYNC® 4A with Enhanced Voice Recognition and 12" LCD capacitive touchscreen with 911 Assist® |
| Engine – 2.7L EcoBoost V6 (ST) | AppLink®, wireless Apple CarPlay® compatibility, wireless Android Auto™ compatibility, digital owner’s manual, Software Updates, cloud connectivity, adaptive Dash Cards, and 2 smart-charging USB ports |
| FordPass™ Connect² with 4G LTE Wi-Fi hotspot capability³ | Tilt/telescoping steering column |
| Front-wheel drive (FWD) (SE, SEL, ST-Line, Titanium) | Transmission – 8-speed automatic (SE, SEL, ST-Line, Titanium) |
| Individual Tire Pressure Monitoring System (TPMS; excludes spare) | Transmission – 7-speed automatic (ST) |

FORD CO-PILOT360™ TECHNOLOGY

STANDARD FEATURES:

| | |
|---|------------------------|
| Autolamp (Automatic On/Off Headlamps) | |
| Ford Co-Pilot360 – Auto High-Beam Headlamps • BLIS® (Blind Spot Information System) with Cross-Traffic Alert • Lane-Keeping System (includes Lane-Keeping Assist, Lane-Keeping Alert and Driver Alert System) • Pre-Collision Assist with Automatic Emergency Braking (AEB) (includes Pedestrian Detection, Forward Collision Warning and Dynamic Brake Support) • Rear View Camera | |
| Hill Start Assist | Reverse Sensing System |
| Post-Collision Braking | |

AVAILABLE FEATURES

| | |
|--|--|
| 110V/150W AC power outlet | Intelligent all-wheel drive (AWD) (SE, SEL, ST-Line, Titanium) |
| Adaptive Cruise Control with Stop-and-Go and Lane Centering | Power panoramic Vista Roof® |
| Connected Built-in Navigation⁴ | Remote Start System |
| Engine block heater | Seats – Heated and cooled front |
| Enhanced Active Park Assist with parallel park; Park Out Assist; Reverse Perpendicular Parking; and Forward, Reverse, and Side Sensing Systems | Seats – Heated rear outboard |
| Evasive Steering Assist | Universal garage door opener |
| Front 180-Degree Camera with Split-View | Wireless charging pad |
| Front and rear floor liners | |
| Hands-free, foot-activated liftgate | |
| Heated steering wheel | |

FLEET EXCLUSIVES

- LED daytime running lamps (non-configurable)
- Seat – 8-way power driver’s

EXTERIOR COLORS⁵

| | | | |
|--|---------------------|--------------------------------|--------------------------------------|
| Star White Metallic Tri-coat⁶ | Oxford White | Desert Gold Metallic | Rapid Red Metallic Tinted Clearcoat⁶ |
| Burgundy Velvet Metallic Tinted Clearcoat⁶ | Atlas Blue Metallic | Ford Performance Blue Metallic | Iconic Silver Metallic |
| Carbonized Gray Metallic | Lithium Gray | Agate Black Metallic | |

INTERIOR COLORS⁵

| | |
|---------------------|----------------|
| Medium Soft Ceramic | Dune |
| Ebony | Ebony/Brunello |

AVAILABLE PACKAGES⁷

| | |
|---|------------------------------------|
| Cargo Accessory Package (60A) | Ford Co-Pilot360 Assist+ (67D) |
| Class II Trailer Tow Prep Package with Trailer Sway Control (53G) | ST Performance Brake Package (66P) |
| Convenience Package (51G) | Titanium Elite Package (51E) |

DIMENSIONS & CAPACITIES

| EXTERIOR (in.) | | INTERIOR (in.) | |
|-----------------------------------|-------------------|----------------------|------------------|
| Length | | Rear | |
| Wheelbase | | Head room | 40.3 |
| Width | Excluding mirrors | Leg room | 40.6 |
| | Including mirrors | Hip room | 57.5 |
| | Mirrors folded | Shoulder room | 60.5 |
| Height | | CAPACITIES (cu. ft.) | |
| Lift-in height | | Cargo volume | Behind front row |
| Cargo rear opening height | | | Behind rear row |
| Cargo rear opening width at floor | | Fuel (gal.) | FWD |
| | | | AWD |
| INTERIOR (in.) | | Seating | |
| Front | | | |
| Head room | | 40.2 | |
| Leg room (max.) | | 42.6 | |
| Hip room | | 55.9 | |
| Shoulder room | | 60.3 | |

ENGINES

| | 2.0L EcoBoost I-4 | 2.7L EcoBoost V6 |
|------------------------|-------------------|------------------|
| Horsepower (hp @ rpm) | 250 @ 5,500⁸ | 335 @ 5,500⁸ |
| Torque (lb.-ft. @ rpm) | 280 @ 3,000⁸ | 380 @ 3,250⁸ |

Horsepower and torque are independent attributes and may not be achieved simultaneously.

¹Includes 3-month All Access trial subscription. SiriusXM audio and data services each require a subscription sold separately, or as a package, by Sirius XM Radio Inc. Your SiriusXM service will automatically stop at the end of your trial unless you decide to subscribe. If you decide to continue service after your trial, the subscription plan you choose will automatically renew thereafter and you will be charged according to your chosen payment method at then-current rates. Fees and taxes apply. To cancel you must call SiriusXM at 1-866-635-2349. See SiriusXM Customer Agreement for complete terms at www.siriusxm.com. All fees and programming subject to change. Not all vehicles or devices are capable of receiving all services offered by SiriusXM. Current information and features may not be available in all locations, or on all receivers. Satellite and streaming lineups vary slightly. ²FordPass Connect, the FordPass App, and complimentary Connected Service are required for remote features (see FordPass Terms for details). Connected service and features depend on compatible AT&T network availability. Evolving technology/cellular networks/vehicle capability may limit functionality and prevent operation of connected features. Connected service excludes Wi-Fi hotspot. FordPass App, compatible with select smartphone platforms, is available via download. Message and data rates may apply. ³Wi-Fi hotspot includes complimentary wireless data trial that begins upon AT&T activation and expires at the end of 3 months or when 3GB of data is used, whichever comes first, but cannot extend beyond the complimentary subscription period for remote features. To activate, go to www.att.com/ford. ⁴Navigation services requires SYNC 4 and FordPass Connect, complimentary Connected Service and the FordPass App (see FordPass Terms for details). Eligible vehicles receive a complimentary 3-year trial of navigation services that begins on the new vehicle warranty start date. Customers must unlock the navigation service trial by activating the eligible vehicle with a FordPass member account. If not subscribed by the end of the complimentary period, the connected navigation service will terminate, and the system will revert to embedded offline navigation. Connected service and features depend on compatible AT&T network availability. Evolving technology/cellular networks/vehicle capability may limit functionality and prevent operation of connected features. FordPass App, compatible with select smartphone platforms, is available via download. Message and data rates may apply. ⁵Available on select series. Restrictions may apply. See your dealer for details. ⁶Additional charge. ⁷Visit fleet.ford.com for complete package content. ⁸Horsepower and torque ratings based on premium fuel per SAE J1349® standard. Your results may vary.

2021
FORD EXPLORER®

Large Utility Class

Models: Explorer, XLT, Limited,
ST, King Ranch®, Platinum



Explorer Platinum. Oxford White. Available equipment.

EXTERIOR COLORS³

| | | | |
|---|------------------------|---|-----------------------------|
| | | | |
| Star White Metallic Tri-coat ⁴ | Oxford White | Rapid Red Metallic Tinted Clearcoat ⁴ | Atlas Blue Metallic |
| | | | |
| Infinite Blue Metallic Tinted Clearcoat ⁴ | Iconic Silver Metallic | Stone Gray Metallic | Carbonized Gray Metallic |
| | | | |
| Agate Black Metallic | | | |

INTERIOR COLORS³

| | |
|-----------------|-----------|
| | |
| Light Sandstone | Sandstone |
| | |
| Light Slate | Ebony |



STANDARD FEATURES

| |
|---|
| 12V powerpoints |
| AdvanceTrac™ with RSC® (Roll Stability Control™) and Curve Control |
| Airbags – Driver and front-passenger knee, front-seat side, and 3-row Safety Canopy® System with side-curtain airbags and rollover sensor |
| Audio – SiriusXM® with 3-month All Access trial subscription |
| Daytime running lamps (configurable) |
| EcoCoach (efficient driving assistant) |
| Engine – 2.3L EcoBoost® I-4 with Auto Start-Stop Technology |
| FordPass™ Connect ¹ with 4G LTE Wi-Fi hotspot capability ² |
| Individual Tire Pressure Monitoring System (TPMS; excludes spare) |
| LED headlamps and taillamps |
| Mirrors – Power sideview |
| MyKey® |
| Personal Safety System™ for driver and front passenger with dual-stage front airbags |

| |
|--|
| Power liftgate |
| Power windows and door locks with one-touch-down front-window feature |
| Rear-wheel drive (RWD) |
| Remote Keyless Entry System |
| Seat – 8-way power driver's |
| Seats – 1st-row captain's chairs |
| Seats – 2nd-row 40/20/40 split fold-flat |
| Seats – 3rd-row 50/50 split fold-flat |
| SecuriLock® Passive Anti-Theft System |
| SOS Post-Crash Alert System™ |
| Steering wheel-mounted cruise, audio and SYNC® controls |
| SYNC 3 with 8" LCD capacitive touchscreen with Applink® 911 Assist®, Apple CarPlay® compatibility, Android Auto™ compatibility, and 2 smart-charging USB ports |
| Transmission – 10-speed automatic |
| Tri-zone electronic automatic temperature control |

FORD CO-PILOT360™ TECHNOLOGY

STANDARD FEATURES:

| | |
|---|------------------------|
| Autolamp (Automatic On/Off Headlamps) | |
| Ford Co-Pilot360 – Auto High-Beam Headlamps • BLIS® (Blind Spot Information System) with Cross-Traffic Alert • Lane-Keeping System (includes Lane-Keeping Assist, Lane-Keeping Alert and Driver Alert System) • Pre-Collision Assist with Automatic Emergency Braking (AEB) (includes Pedestrian Detection, Forward Collision Warning and Dynamic Brake Support) • Rear View Camera | |
| Hill Start Assist | Reverse Sensing System |
| Post-Collision Braking | Trailer Sway Control |

AVAILABLE FEATURES

| |
|---|
| 2nd-row sunblinds |
| 10.1" LCD portrait touchscreen |
| 360-Degree Camera |
| Active Park Assist 2.0 |
| Cargo Area Management System |
| Dual 2nd-row smart-charging USB ports |
| Engine – 3.0L EcoBoost V6 |
| Engine – 3.3L V6 Hybrid |
| Engine block heater |
| Floor liners for 1st and 2nd rows |
| Forward Sensing System |
| Hands-free, foot-activated liftgate |
| Heated steering wheel |
| Intelligent 4-wheel drive (4WD) with Terrain Management System™ and Hill Descent Control™ |

| |
|--|
| Intelligent Access with push-button start |
| Intelligent Adaptive Cruise Control with Stop-and-Go, Lane Centering, and Speed Sign Recognition |
| Michelin® Selfseal® tires |
| Power-tilt/-telescoping steering column |
| Rain-Sensing Windshield Wipers |
| Reverse Brake Assist |
| Seats – 2nd-row captain's chairs |
| Twin-panel moonroof |
| Windshield wiper de-icer |
| Wireless charging pad |

FLEET EXCLUSIVES

| |
|--|
| Daytime running lamps (non-configurable) |
| Engine – 3.3L Ti-VCT V6 FFV |

AVAILABLE PACKAGES⁵

| | |
|-------------------------------------|------------------------------------|
| Class III Trailer Tow Package (52T) | ST High Performance Pack (68T) |
| Ford Co-Pilot360 Assist+ (67D) | ST Street Pack (68S) |
| Premium Technology Package (65P) | XLT Sport Appearance Package (68M) |

DIMENSIONS & CAPACITIES

| EXTERIOR (in.) | | INTERIOR (in.) | |
|--|---|----------------------|--|
| Length | 198.8 (199.3 ST) | 2nd Row | |
| Wheelbase | 119.1 | Head room | 40.5 |
| Width | Excluding mirrors 78.9 Including mirrors 89.3 Mirrors folded 82.7 | Leg room | 39.0 |
| | | Hip room | 59.1 |
| | | Shoulder room | 61.9 |
| Height (RWD/4WD) | 69.9/70.2 | 3rd Row | |
| Minimum running ground clearance (RWD/4WD) | 7.9/8.2 (8.3 ST) | Head room | 38.9 |
| Lift-in height (RWD/4WD) | 31.1/31.7 | Leg room | 32.2 |
| Cargo rear opening height | 31.5 | Hip room | 40.9 |
| Cargo rear opening width at floor | 47.9 | Shoulder room | 54.6 |
| INTERIOR (in.) | | CAPACITIES (cu. ft.) | |
| 1st Row | | Cargo volume | Behind 1st row 87.8 ^{6,7} Behind 2nd row 47.9 ^{6,8} Behind 3rd row 18.2 ⁶ |
| Head room | 40.7 | Fuel (gal.) | 2.3L EcoBoost 17.9 3.0L EcoBoost 20.2 3.3L Hybrid 18.0 3.3L V6 20.2 |
| Leg room (max.) | 43.0 | Seating | 6, 7 |
| Hip room | 59.2 | | |
| Shoulder room | 61.8 | | |

ENGINES

| | 2.3L EcoBoost I-4 | 3.0L EcoBoost V6 | 3.3L V6 Hybrid | 3.3L Ti-VCT V6 FFV |
|------------------------|--------------------------|---|---------------------------|--------------------|
| Horsepower (hp @ rpm) | 300 @ 5,500 ⁹ | 365 @ 5,500 ⁹ ; 400 @ 5,500 ⁹ (ST) | 318 @ 6,500 ¹⁰ | 285 @ 6,500 |
| Torque (lb.-ft. @ rpm) | 310 @ 3,500 ⁹ | 380 @ 3,500 ⁹ ; 415 @ 3,500 ⁹ (ST) | 322 @ 2,500 ¹⁰ | 260 @ 4,000 |

TRAILER WEIGHT RATINGS¹¹

| | Max. Load |
|----------------|-----------|
| 2.3L EcoBoost | 5,300 |
| 3.0L EcoBoost | 5,600 |
| 3.3L V6 Hybrid | 5,000 |
| 3.3L V6 | 5,600 |

Horsepower, torque and towing are independent attributes and may not be achieved simultaneously.

¹FordPass Connect, the FordPass App, and complimentary Connected Service are required for remote features (see FordPass Terms for details). Connected service and features depend on compatible AT&T network availability. Evolving technology/cellular networks/vehicle capability may limit functionality and prevent operation of connected features. Connected service excludes Wi-Fi hotspot. FordPass App, compatible with select smartphone platforms, is available via download. Message and data rates may apply. ²Wi-Fi hotspot includes complimentary wireless data trial that begins upon AT&T activation and expires at the end of 3 months or when 3GB of data is used, whichever comes first, but cannot extend beyond the complimentary subscription period for remote features. To activate, go to www.att.com/ford. ³Available on select series. Restrictions may apply. See your dealer for details. ⁴Additional charge. ⁵Visit fleet.ford.com for complete package content. ⁶Includes cargo volume under load floor and in rear quarter panel storage bin. Cargo and load capacity limited by weight and weight distribution. ⁷With 2nd and 3rd rows folded. ⁸With 3rd row folded. ⁹Horsepower and torque ratings based on premium fuel per SAE J1349® standard. Your results may vary. ¹⁰Calculated via combined performance of the engine and electric motor(s) with peak battery power. The calculations utilize SAE J1349 engine results and Ford electric motor dyno testing. Your results may vary. ¹¹Requires available Class III Trailer Tow Package. Max. towing varies based on cargo, vehicle configuration, accessories and number of passengers.

2021
FORD EXPEDITION/
EXPEDITION MAX

Large Traditional Utility Class

Models: XL, XLT, Limited,
King Ranch,[®] Platinum




Expedition XLT. Oxford White. Available equipment.

EXTERIOR COLORS³



INTERIOR COLORS³



STANDARD FEATURES

| | |
|--|---|
| 12V powerpoints (4) | Personal Safety System™ for driver and front passenger with dual-stage front airbags |
| AdvanceTrac™ with RSC® (Roll Stability Control™) | Power windows and door locks with one-touch -up/-down driver's window feature |
| Airbags – Front-seat side, and 3-row Safety Canopy® System with side-curtain airbags and rollover sensor | Rear-wheel drive (RWD) |
| Class IV trailer hitch receiver | Seats – 1st-row buckets with recline and 6-way power driver's with power lumbar support; 2nd-row 40/20/40 split (CenterSlide®) with recline; and 3rd-row PowerFold® (XLT, Limited, King Ranch, Platinum; available on XL) |
| Easy Fuel® capless fuel filler | SecuriCode® keyless entry keypad |
| Engine – 3.5L EcoBoost® V6 with Auto Start-Stop Technology | SecuriLock® Passive Anti-Theft System |
| FordPass™ Connect ¹ with 4G LTE Wi-Fi hotspot capability ² | SOS Post-Crash Alert System™ |
| Halogen headlamps with rainlamp feature | SYNC® with 4.2" LCD screen in center stack (XL) |
| Individual Tire Pressure Monitoring System (TPMS; excludes spare) | SYNC 3 with 8" LCD capacitive touchscreen with AppLink® 911 Assist®, Apple CarPlay® compatibility, Android Auto™ compatibility, and 2 smart-charging USB ports (XLT, Limited, King Ranch, Platinum) |
| Keyless entry with push-button start | Tilt/telescoping steering column |
| Mirrors – Power, heated sideview with security approach lamps | Transmission – 10-speed SelectShift® automatic |
| MyKey® | |
| Perimeter alarm | |

FORD CO-PILOT360™ TECHNOLOGY

STANDARD FEATURES:

| |
|---|
| Autolamp (Automatic On/Off Headlamps) |
| Ford Co-Pilot360 – Auto High-Beam Headlamps • BLIS® (Blind Spot Information System) with Cross-Traffic Alert • Lane-Keeping System (includes Lane-Keeping Assist, Lane-Keeping Alert and Driver Alert System) • Pre-Collision Assist with Automatic Emergency Braking (AEB) (includes Pedestrian Detection, Forward Collision Warning and Dynamic Brake Support) • Rear View Camera |
| Hill Start Assist |
| Reverse Sensing System |
| Trailer Sway Control |

AVAILABLE FEATURES

| | |
|--|--|
| Adaptive Cruise Control with Stop-and-Go | Panoramic Vista Roof® |
| Cargo mat | Power-deployable running boards |
| Continuously controlled damping (CCD) suspension | Remote Start System |
| ControlTrac® with eLSD (3.73 Electronic Limited-Slip Differential) | Seats – 2nd-row buckets with tip-and-slide feature |
| Engine block heater | Voice-Activated Touchscreen Navigation System |
| Enhanced Active Park Assist with Side Sensing System | |
| Hands-free, foot-activated liftgate | FLEET EXCLUSIVES |
| Inflatable rear-outboard safety belts | <u>Daytime running lamps (non-configurable)</u> |
| Intelligent 4-wheel drive (4WD) | <u>Skid plates (4x4 only)</u> |

AVAILABLE PACKAGES⁶

| | |
|--------------------------------------|--|
| Black Accent Package (67B) | Stealth Edition Package (303A) |
| Cargo Package (76A) | Texas Edition Package (17T) |
| Convenience Package (50A) | |
| Ford Co-Pilot360 Assist (55C) | FLEET EXCLUSIVES |
| FX4 Off-Road Packages (17R and 17F) | <u>Livery Package (XLT) (50L)</u> |
| Heavy-Duty Trailer Tow Package (536) | <u>Special Service Vehicle (SSV) Package (XL) (102A)</u> |







DIMENSIONS & CAPACITIES

| EXTERIOR (in.) | | Expedition | Expedition MAX |
|---|---|------------|----------------|
| Length | | 210.0 | 221.9 |
| Wheelbase | | 122.5 | 131.6 |
| Width | Including mirrors | 93.4 | 93.4 |
| | Mirrors folded | 83.6 | 83.6 |
| Height | 4x2 | 76.6 | 76.4 |
| | 4x4 | 76.4 | 76.2 |
| Minimum running ground clearance | 4x2 | 9.8 | 9.8 |
| | 4x4 | 9.8 | 9.7 |
| Lift-in height | | 35.3 | 34.9 |
| Cargo rear opening height | | 32.7 | 32.7 |
| Cargo rear opening width – Lower | | 51.4 | 51.4 |
| INTERIOR (in.) | | | |
| 1st Row | | | |
| Head room (max.) | | 42.0 | 42.0 |
| Leg room (max.) | | 43.9 | 43.9 |
| Hip room | | 62.2 | 62.2 |
| Shoulder room | | 64.9 | 64.9 |
| 2nd Row | | | |
| Head room | | 40.0 | 40.0 |
| Leg room | | 41.5 | 41.5 |
| Leg room (with seat full rearward) | | 42.6 | 42.6 |
| Hip room | | 62.6 | 62.6 |
| Shoulder room | | 64.8 | 64.8 |
| INTERIOR (in.) | | Expedition | Expedition MAX |
| 3rd Row | | | |
| Head room | | 37.3 | 37.4 |
| Leg room | | 36.1 | 36.1 |
| Leg room (with 2nd-row seat full forward) | | 40.9 | 40.9 |
| Hip room | | 51.4 | 51.4 |
| Shoulder room | | 64.2 | 64.3 |
| CAPACITIES (cu. ft.) | | | |
| Cargo volume | Behind 1st row | 104.6 | 121.5 |
| | Behind 2nd row | 57.5 | 73.3 |
| | Behind 2nd row (with 2nd-row seat full forward) | 63.6 | 79.6 |
| | Behind 3rd row | 19.3 | 34.3 |
| | Behind 3rd row (with 3rd-row seat full upright) | 20.9 | 36.0 |
| Fuel (gal.) | | 23.0 | 28.0 |
| Seating | | 5, 7, 8 | 7, 8 |

TRAILER WEIGHT RATINGS⁷

| Hitch Class | Expedition | Max. Load | Expedition MAX |
|--------------|------------|-----------|----------------|
| 4x2 Class IV | 9,300 lbs. | | 9,000 lbs. |
| 4x4 Class IV | 9,200 lbs. | | 9,000 lbs. |

¹FordPass Connect, the FordPass App, and complimentary Connected Service are required for remote features (see FordPass Terms for details). Connected service and features depend on compatible AT&T network availability. Evolving technology/cellular networks/vehicle capability may limit functionality and prevent operation of connected features. Connected service excludes Wi-Fi hotspot. FordPass App, compatible with select smartphone platforms, is available via download. Message and data rates may apply. ²Wi-Fi hotspot includes complimentary wireless data trial that begins upon AT&T activation and expires at the end of 3 months or when 3GB of data is used, whichever comes first, but cannot extend beyond the complimentary subscription period for remote features. To activate, go to www.att.com/ford. ³Available on select series. Restrictions may apply. See your dealer for details. ⁴Additional charge. ⁵Fleet only. ⁶Visit fleet.ford.com for complete package content. ⁷Requires available Heavy-Duty Trailer Tow Package. Max. towing varies based on cargo, vehicle configuration, accessories and number of passengers.

| |  |  |  |  |  |  |
|---|--|---|---|--|--|--|
| | 2022 FORD RANGER® | 2021 FORD F-150® | 2022 FORD SUPER DUTY® F-250/350/450 PICKUP | 2022 FORD SUPER DUTY F-350/450/550 CHASSIS CAB | 2022 FORD SUPER DUTY F-600 CHASSIS CAB | 2022 FORD SUPER DUTY F-650/750 |
| Trims | XL, XLT, LARIAT™ | XL, XLT, LARIAT, KING RANCH®, PLATINUM®, LIMITED, TREMOR®, RAPTOR® | XL, XLT, LARIAT, KING RANCH, PLATINUM, LIMITED | XL, XLT, LARIAT | XL, XLT | — |
| Cabs | SuperCab,™ SuperCrew® | Regular Cab, SuperCab, SuperCrew | Regular Cab, SuperCab, Crew Cab | Regular Cab, SuperCab, Crew Cab | Regular Cab | Regular Cab, SuperCab, Crew Cab |
| Engines¹ Horsepower (hp @ rpm) Torque (lb.-ft. @ rpm) | 2.3L EcoBoost® 270 @ 5,500 310 @ 3,000 | 3.3L Ti-VCT V6 FFV 290 @ 6,500 265 @ 4,000 2.7L EcoBoost V6 gas 325 @ 5,500 400 @ 3,500 3.5L EcoBoost V6 gas 400 @ 6,000 500 @ 3,100 5.0L Ti-VCT V8 FFV 400 @ 6,000 410 @ 4,250 3.0L Power Stroke® V6 Turbo Diesel 250 @ 3,250 440 @ 1,750 3.5L PowerBoost™ V6 Full Hybrid 430 @ 6,000³ 570 @ 3,000³ | 6.2L V8 FFV 385 @ 5,750 430 @ 3,800 7.3L V8 gas 430 @ 5,500 475 @ 4,000 6.7L Power Stroke V8 Turbo Diesel 475 @ 2,600 1,050 @ 1,600 | 6.2L V8 FFV⁴ 385 @ 5,750 430 @ 3,800 7.3L V8 gas⁵ 350 @ 3,900 468 @ 3,900 6.7L Power Stroke V8 Turbo Diesel⁵ 330 @ 2,600 825 @ 2,000 | 7.3L V8 gas 350 @ 3,900 468 @ 3,900 6.7L Power Stroke V8 Turbo Diesel 330 @ 2,600 825 @ 2,000 | 7.3L V8 gas 350 @ 3,900 468 @ 3,900 6.7L Power Stroke V8 Turbo Diesel Standard 270 @ 2,400 700 @ 1,500 Available 300 @ 2,500 725 @ 1,500 Available 330 @ 2,600 750 @ 1,500 |
| Transmissions | 10-speed SelectShift® automatic | 10-speed SelectShift automatic with Selectable Drive Modes (not available with the 3.5L PowerBoost) HEV electronic 10-speed automatic transmission with Selectable Drive Modes (3.5L PowerBoost only) | TorqShift® 10-speed SelectShift automatic TorqShift-G 6-speed SelectShift automatic (6.2L engine only) | TorqShift 10-speed SelectShift automatic | TorqShift 10-speed SelectShift automatic | TorqShift Heavy-Duty 6-speed automatic |
| Braking system | Anti-Lock Brake System (ABS) | 4-wheel vented disc with Anti-Lock Brake System (ABS) | 4-wheel vented disc with Anti-Lock Brake System (ABS) | 4-wheel vented disc with Anti-Lock Brake System (ABS) | 4-wheel vented disc with Anti-Lock Brake System (ABS) | Hydraulic brake system with ABS, Hill Start Assist and Traction Control (standard); air brake system with ABS and Traction Control (available) |
| Airbags | Dual-stage driver and front-passenger front, front-seat side and Safety Canopy® System | Dual-stage driver and right-front-passenger front, front-seat side and Safety Canopy System | Driver and right-front-passenger front, front-seat side and Safety Canopy System | Driver and right-front-passenger front, front-seat side and Safety Canopy System | Driver and right-front-passenger front, front-seat side and Safety Canopy System | — |
| Seating capacity | 4, 5 | 2, 3, 5, 6 | 2, 3, 5, 6 | 2, 3, 5, 6 | 2, 3 | 1, 2, 3, 5, 6 |
| Cargo capacity (cu. ft.) | 43.3 (5' box); 51.8 (6' box) | 52.8 (5½' box); 62.3 (6½' box); 77.4 (8' box) | 65.4 (6¾' box); 78.5 (8' box) | — | — | — |
| Fuel tank capacity (gal.) | 18.0 | 23.0, 26.0, 30.6, 36.0 | 29.0, 34.0, 48.0 | 26.5, 40.0, 66.5 | 26.5, 40.0, 66.5 | 50, 60 (Gas) 50, 55, 65, 115 (Diesel) |
| Max. payload (lbs.)² | 1,860 | 3,325 | 7,850 | Per application | Per application | Per application |
| Max. trailer towing (lbs.)² | 7,500 | 14,000 | 37,000 | Per application | Per application | Per application |
| Max. GVWR (lbs.)² | 6,050 | 7,850 | 14,000 | 19,500 | 22,000 | 22,000–37,000 |
| Max. GCWR (lbs.)² | 12,500 | 19,500 | 45,300 | 40,000 | 43,000 | 37,000 (Gas)⁶ 50,000 (Diesel)⁶ |
| Wheelbase (in.) | 126.8 | 122.8–164.1 | 141.6–176.0 | 145.3–205.3 | 145.3–205.3 | 146.0–281.0 |
| Overall length (in.) | 210.8 | 209.1–250.3 | 231.8–266.2 | 230.7–290.7 | 230.7–290.7 | 225.0–441.0 |
| Wheel size (in.) | 16, 17, 18 | 17, 18, 20, 22 | 17, 18, 19.5, 20 | 17, 18, 19.5 | 19.5 | 19.5, 22.5 (F-650); 22.5 (F-750) |



Horsepower, torque, payload and towing are independent attributes and may not be achieved simultaneously.

¹Visit fleet.ford.com for engine availability. ²Maximum capabilities shown are for properly configured vehicles with required equipment. For additional information, see your dealer. ³Calculated via combined performance of the engine and electric motor(s) with peak battery power. The calculations utilize SAE J1349® engine results and Ford electric motor dyno testing. Your results may vary. ⁴F-350 only. ⁵F-350/F-450/F-550. ⁶Specific GCWR applicable to a given F-650/F-750 model depends on many variables. See your Ford Dealership sales consultant for a Commercial Vehicle Tools (CVT) performance evaluation for a specific vehicle.

2022
FORD RANGER®

Midsize Pickups Class
Models: XL, XLT, LARIAT™



Ranger XL SuperCab™ Iconic Silver Metallic. Available equipment.

EXTERIOR COLORS³

| | | | |
|--------------------------|---|-------------|---|
| | | | |
| Oxford White | Cyber Orange Metallic Tri-coat ⁴ | Race Red | Hot Pepper Red Metallic Tinted Clearcoat ⁴ |
| | | | |
| Velocity Blue Metallic | Antimatter Blue Metallic | Cactus Gray | Iconic Silver Metallic |
| | | | |
| Carbonized Gray Metallic | Shadow Black | | |

INTERIOR COLORS³

| | |
|--------------|-------|
| | |
| Medium Stone | Ebony |



STANDARD FEATURES

| | |
|---|---|
| 18.0-gal. fuel tank capacity | Power windows and door locks |
| Airbags – Dual-stage driver and front-passenger front, front-seat side, and Safety Canopy® System with side-curtain airbags and rollover sensor | Quick-release tailgate with manual lock |
| AM/FM stereo with Bluetooth® capability and 4 speakers | Remote Keyless Entry System with remote tailgate lock (XL 101A and above) |
| Auto Start-Stop Technology | Seats – Front buckets with flow-through console |
| Cargo box tie-downs (4) | Seats – Rear 3-passenger bench (SuperCrew®); 2-passenger seating with removable cushions (SuperCab) |
| Daytime running lamps | SecuriLock® Passive Anti-Theft System |
| Electronic shift-on-the-fly (ESOF) 4x4 | SYNC® with 4.2" LCD screen in center stack with AppLink® 911 Assist® and 1 smart-charging USB port (XL 101A) |
| Engine – 2.3L EcoBoost® | SYNC 3 with 8" LCD capacitive touchscreen with AppLink, 911 Assist, Apple CarPlay® compatibility, Android Auto™ compatibility, and 2 smart-charging USB ports (XLT, LARIAT) |
| Flooring – Black vinyl (XL) | Tire Pressure Monitoring System (TPMS; excludes spare) |
| Flooring – Carpet (XLT, LARIAT) | Transmission – 10-speed SelectShift® automatic |
| FordPass™ Connect¹ with 4G LTE Wi-Fi hotspot capability² | |
| Mirrors – Power sideview (XL 101A and above) | |
| MyKey® | |

FORD CO-PILOT360™ TECHNOLOGY

| |
|--|
| STANDARD FEATURES: |
| Ford Co-Pilot360 (XL 101A, XLT, LARIAT) – Auto High-Beam Headlamps • BLIS® (Blind Spot Information System) with Cross-Traffic Alert • Lane-Keeping System (includes Lane-Keeping Assist, Lane-Keeping Alert and Driver Alert) • Pre-Collision Assist with Automatic Emergency Braking (AEB) • Rear View Camera |
| Pre-Collision Assist with Automatic Emergency Braking (AEB) (XL) |
| Rear View Camera (XL) |
| Trailer Sway Control |

AVAILABLE FEATURES

| | |
|---|---|
| Cruise control | Spray-in bedliner |
| Electronic-locking rear differential | Voice-Activated Touchscreen Navigation System |
| Engine block heater | |
| Floor liners | FLEET EXCLUSIVES |
| Flooring – Carpet | 17" Silver-painted aluminum wheels |
| Forward Sensing System | Cruise control (XL 100A) |
| Manual-sliding rear window with defroster | Exterior backup alarm |
| Rear seat delete (SuperCab) | LED Warning Strobes |
| Remote Start System | SYNC (XL 100A) |
| Reverse Sensing System | SYNC 3 (XL 101A) |
| Running boards – 5" rectangular | Tires – LT265/65Rx17 all-terrain |
| SecuriCode™ keyless entry keypad | |
| Splash guards/mud flaps | |

AVAILABLE PACKAGES⁵

| | |
|--------------------------------|---|
| Bed Utility Package (86Q) | STX Special Edition Package (50U) |
| Black Appearance Package (76J) | Technology Package (67J) |
| Chrome Package (76G) | Trailer Tow Package (53R) |
| Ford Co-Pilot360 (67G) | TREMOR® Off-Road Package (91T) |
| FX2 Package (912) | XL Chrome Package (76H) |
| FX4 Off-Road Package (914) | |
| Sport Package (76E) | FLEET EXCLUSIVE |
| STX® Appearance Package (76F) | XL Power Equipment Group (67F) (available on XL 100A) |

CARGO AREA

| CARGO AREA (in.) | 5' Box | 6' Box |
|-----------------------|--------|--------|
| Length at floor | 61.0 | 72.8 |
| Width at wheelhouse | 44.8 | 44.8 |
| Max. width inside box | 61.4 | 61.4 |
| Volume (cu. ft.) | 43.3 | 51.8 |

DIMENSIONS & CAPACITIES

| DIMENSIONS (in.) | SuperCab with 6' Box | SuperCrew with 5' Box |
|---|----------------------|-----------------------|
| Wheelbase | 126.8 | 126.8 |
| Length | 210.8 | 210.8 |
| Height | 70.7/71.1 | 71.1/71.5 |
| Width (including mirrors) | 85.8 | 85.8 |
| (excluding mirrors) | 73.3 | 73.3 |
| CAPACITIES (cu. ft.) | | |
| Passenger volume | 89.2 | 97.6 |
| Cargo volume behind 1st row (rear-seat cushion folded up) | 26.5 | 33.9 |

Dimensions and capacities shown may vary due to optional features and/or production variability.

ENGINE

| ENGINE | Transmission (with tow/haul mode) | Horsepower (hp @ rpm) | Torque (lb.-ft. @ rpm) |
|---------------|-----------------------------------|-----------------------|------------------------|
| 2.3L EcoBoost | 10-speed automatic | 270 @ 5,500 | 310 @ 3,000 |

Horsepower and torque are independent attributes and may not be achieved simultaneously.

¹FordPass Connect (optional on select vehicles), the FordPass App, and complimentary Connected Service are required for remote features (see FordPass Terms for details). Connected service and features depend on compatible AT&T network availability. Evolving technology/cellular networks/vehicle capability may limit functionality and prevent operation of connected features. Connected service excludes Wi-Fi hotspot. FordPass App, compatible with select smartphone platforms, is available via download. Message and data rates may apply. ²Wi-Fi hotspot includes complimentary wireless data trial that begins upon AT&T activation and expires at the end of 3 months or when 3GB of data is used, whichever comes first, but cannot extend beyond the complimentary subscription period for remote features. To activate, go to www.att.com/ford. ³Available on select series. See your dealer for details. ⁴Additional charge. ⁵Visit fleet.ford.com for complete package content.

2021

FORD F-150®

Full-Size Pickups
Under 8,500 lbs. GVWR Class

Models: XL, XLT, LARIAT,™
KING RANCH,® PLATINUM,® LIMITED,
TREMOR,® RAPTOR®

POWER STROKE
TURBO DIESEL

POWERBOOST



F-150 XLT SuperCrew,® Iconic Silver Metallic. Available equipment.

EXTERIOR COLORS¹

| | | | | |
|---|-----------------------------|-----------------------------|--|------------------------|
| | | | | |
| Star White Metallic Tri-coat⁵ | Oxford White | Space White Metallic | Kodiak Brown Metallic | Race Red |
| | | | | |
| Rapid Red Metallic Tinted Clearcoat⁵ | Velocity Blue Metallic | Antimatter Blue Metallic | Smoked Quartz Metallic Tinted Clearcoat⁵ | Iconic Silver Metallic |
| | | | | |
| Stone Gray Metallic | Carbonized Gray Metallic | Lead Foot | Guard Metallic | Agate Black Metallic |

INTERIOR COLORS¹

| | | |
|------------|-------------------|----------|
| | | |
| Carmello | Medium Dark Slate | Baja Tan |
| | | |
| Kingsville | Admiral Blue | Black |



STANDARD FEATURES

- AdvanceTrac™ with RSC® (Roll Stability Control™) and Curve Control
- Airbags – Dual-stage driver and right-front-passenger front, front-seat side, and Safety Canopy® System with side-curtain airbags and rollover sensor
- Cargo box tie-downs (4)
- Daytime running lamps (configurable)
- Engine – 3.3L Ti-VCT V6 FFV¹
- Engine – 2.7L EcoBoost® V6¹
- Engine – 3.5L EcoBoost V6¹
- Engine – 5.0L Ti-VCT V8 FFV¹
- Flooring – Black vinyl (XL)
- FordPass™ Connect² with 4G LTE Wi-Fi hotspot capability³
- MyKey® (XL 101A and above)
- Rear-wheel drive (4x2)
- Removable tailgate with lift assist, key lock, clamp pockets and 2 tie-down hooks/bottle openers

- Seat – Front 40/20/40 split
- SOS Post-Crash Alert System™
- SYNC® 4 with cloud connectivity – 8" LCD touchscreen, wireless phone connection, 911 Assist®, AppLink® with App Catalog, Apple CarPlay® compatibility, Android Auto™ compatibility, and digital owner's manual (XL, XLT, TREMOR)
- SYNC 4 with Enhanced Voice Recognition – 12" LCD touchscreen, conversational voice command recognition, cloud connectivity, wireless phone connection, 911 Assist, AppLink with App Catalog, wireless Apple CarPlay compatibility, wireless Android Auto compatibility, and digital owner's manual (LARIAT, KING RANCH, PLATINUM, LIMITED, RAPTOR)
- Tire Pressure Monitoring System (TPMS; excludes spare)
- Transmission – 10-speed SelectShift® automatic with Progressive Range Select and Selectable Drive Modes (n/a with 3.5L PowerBoost™)

FORD CO-PILOT360™ TECHNOLOGY

STANDARD FEATURES:

- Auto High-Beam Headlamps
- Ford Co-Pilot360 2.0 (XLT, LARIAT, KING RANCH, PLATINUM, LIMITED, RAPTOR) — Auto High-Beam Headlamps, BLIS® (Blind Spot Information System) with Cross-Traffic Alert, Lane-Keeping System, Pre-Collision Assist with Automatic Emergency Braking (AEB), Rear View Camera, Reverse Sensing System, Reverse Brake Assist, and Post-Collision Braking
- Lane-Keeping System
- Pre-Collision Assist with Automatic Emergency Braking (AEB)
- Rear View Camera
- Trailer Sway Control

AVAILABLE FEATURES

- 4x4 – Electronic shift-on-the-fly (ESOF) (XL, XLT, TREMOR)
- 4x4 – 2-speed automatic 4WD (LARIAT, KING RANCH, PLATINUM, LIMITED, TREMOR, RAPTOR)
- 36.0-gal. extended-range fuel tank
- BoxLink™ with 4 premium locking cleats
- Class IV trailer hitch receiver
- Engine – 2.7L EcoBoost V6¹
- Engine – 3.5L EcoBoost V6¹
- Engine – 5.0L Ti-VCT V8 FFV¹
- Engine – 3.0L Power Stroke® V6 Turbo Diesel¹
- Engine – 3.5L PowerBoost V6 Full Hybrid
- Engine block heater
- Flooring – Black vinyl (XLT)
- Fog lamps
- Integrated trailer brake controller
- Interior Work Surface
- Onboard Scale with Smart Hitch

- Plastic drop-in bedliner
- Pro Power Onboard (2.0 kW, 2.4 kW or 7.2 kW)
- Reverse Sensing System
- Spray-in bedliner
- Stowable bed extender
- Stowable loading ramps
- SYNC 4 with Enhanced Voice Recognition (XL, XLT)
- Tailgate step with tailgate work surface

FLEET EXCLUSIVES

- Backup Alarm System
- Chrome front and rear bumpers
- Daytime running lamps (non-configurable)
- LED warning strobes by Sound Off Signal®⁴
- LT265/70R17E BSW all-terrain tires
- Seat – 8-way power driver's
- Skid plates (4x4)

AVAILABLE PACKAGES⁶

| | |
|--|--------------------------------|
| 2.7L EcoBoost Payload Package (622) | Tow Technology Package (17T) |
| CNG/Propane Gaseous Engine Prep Pack (98G) | Trailer Tow Package (53A) |
| Ford Co-Pilot360 2.0 (43A) | XL Chrome Package (86A) |
| Ford Co-Pilot360 Assist 2.0 (43B) | XL Power Equipment Group (85A) |
| Ford Co-Pilot360 Active 2.0 Prep Package (43C) | XLT Chrome Package (86B) |
| FX4 Off-Road Package (55A) | XLT Sport Package (862) |
| Heavy-Duty Payload Package (627) | |
| Max. Trailer Tow Package (53C) | |
| Snow Plow Prep Package (68P) | |
| STX® Appearance Package (61S) | |

FLEET EXCLUSIVE
XL Special Service Vehicle (SSV) Package (66S)
(requires 5.0L V8, 3.5L EcoBoost or 3.5L PowerBoost)

CARGO AREA

| CARGO AREA (in.) | 5½' Styleside Box | 6½' Styleside Box | 8' Styleside Box |
|-----------------------|-------------------|-------------------|------------------|
| Length at floor | 67.1 | 78.9 | 97.6 |
| Width at wheelhouse | 50.6 | 50.6 | 50.6 |
| Max. width inside box | 65.2 | 65.2 | 65.2 |
| Volume (cu. ft.) | 52.8 | 62.3 | 77.4 |

DIMENSIONS & CAPACITIES

| DIMENSIONS (in.) | | Regular Cab | | SuperCab™ | | SuperCrew | |
|-----------------------------|-------------|-------------|-----------|-----------|-----------|----------------|----------------|
| | | 6½' Box | 8' Box | 6½' Box | 8' Box | 5½' Box | 6½' Box |
| Wheelbase | 4x2/4x4 | 122.8 | 141.5 | 145.4 | 164.1 | 145.4 | 157.2 |
| Length | 4x2/4x4 | 209.1 | 227.7 | 231.7 | 250.3 | 231.7 | 243.5 |
| Height | 4x2/4x4 | 75.6/77.0 | 75.2/77.0 | 75.5/77.2 | 75.6/77.1 | 75.6/77.2 | 75.8/77.6 |
| Width (excluding mirrors) | 4x2/4x4 | 79.9 | 79.9 | 79.9 | 79.9 | 79.9 | 79.9 |
| CAPACITIES | | | | | | | |
| Passenger volume (cu. ft.) | Total | 64.7 | 64.7 | 116.3 | 116.3 | 131.9 | 131.9 |
| Cargo volume behind 1st row | | 8.8 | 8.8 | 30.6 | 30.6 | 50.9 | 50.9 |
| Fuel capacity (gal.) | Std./Avail. | 23.0 | 23.0/36.0 | 23.0/36.0 | 23.0/36.0 | 26.0/30.6/36.0 | 26.0/30.6/36.0 |

Dimensions and capacities shown may vary due to optional features and/or production variability.

ENGINES

| | Transmission (with Selectable Drive Modes) | Horsepower (hp @ rpm) | Torque (lb.-ft. @ rpm) |
|-----------------------------------|---|--------------------------|---------------------------|
| 3.3L Ti-VCT V6 FFV | 10-speed automatic | 290 @ 6,500 | 265 @ 4,000 |
| 2.7L EcoBoost V6 | 10-speed automatic | 325 @ 5,500 | 400 @ 3,500 |
| 3.5L EcoBoost V6 | 10-speed automatic | 400 @ 6,000 | 500 @ 3,100 |
| 5.0L Ti-VCT V8 FFV | 10-speed automatic | 400 @ 6,000 | 410 @ 4,250 |
| 3.0L Power Stroke V6 Turbo Diesel | 10-speed automatic | 250 @ 3,250 | 440 @ 1,750 |
| 3.5L PowerBoost Full Hybrid V6 | HEV 10-speed automatic | 430 @ 6,000⁷ | 570 @ 3,000⁷ |

Horsepower and torque are independent attributes and may not be achieved simultaneously.

¹Available on select series. See your dealer for details. ²FordPass Connect, the FordPass App, and complimentary Connected Service are required for remote features (see FordPass Terms for details). Connected service and features depend on compatible AT&T network availability. Evolving technology/cellular networks/vehicle capability may limit functionality and prevent operation of connected features. Connected service excludes Wi-Fi hotspot. FordPass App, compatible with select smartphone platforms, is available via download. Message and data rates may apply. ³Wi-Fi hotspot includes complimentary wireless data trial that begins upon AT&T activation and expires at the end of 3 months or when 3GB of data is used, whichever comes first, but cannot extend beyond the complimentary subscription period for remote features. To activate, go to www.att.com/ford. ⁴Ford Licensed Accessory. ⁵Additional charge. ⁶Visit fleet.ford.com for complete package content. ⁷Calculated via combined performance of the engine and electric motor(s) with peak battery power. The calculations utilize SAE J1349® engine results and Ford electric motor dyno testing. Your results may vary.

2022
FORD SUPER DUTY®
F-250/F-350/F-450
PICKUP

Full-Size Pickups
Over 8,500 lbs. GVWR Class
Models: XL, XLT, LARIAT,™ KING RANCH®,
PLATINUM®, LIMITED



F-250 XL Crew Cab. Iconic Silver Metallic. Available equipment.

EXTERIOR COLORS⁴

| | | | |
|--|-----------------------------|------------------------|---|
| | | | |
| Star White Metallic Tri-coat ⁵ | Oxford White | Race Red | Rapid Red Metallic Tinted Clearcoat ⁵ |
| | | | |
| Atlas Blue Metallic | Antimatter Blue Metallic | Iconic Silver Metallic | Stone Gray Metallic |
| | | | |
| Carbonized Gray Metallic | Agate Black Metallic | | |

INTERIOR COLORS⁴

| | |
|-------|-------------------|
| | |
| Baja | Medium Earth Gray |
| | |
| Black | |



STANDARD FEATURES

| |
|--|
| 4-/7-pin trailer tow connector |
| AdvanceTrac™ with RSC® (Roll Stability Control™) |
| Airbags – Driver and right-front-passenger front, front-seat side, and Safety Canopy® System with roll-fold side-curtain airbags |
| Built Ford Tough® trailer hitch receiver |
| Electronic shift-on-the-fly (ESOF) 4-Wheel-Drive System with manual locking hubs |
| Engine – 6.2L 2-valve V8 FFV (F-250, F-350) |
| Engine – 6.7L Power Stroke® V8 Turbo Diesel (B20-capable) (F-450) |
| FordPass™ Connect ¹ with 4G LTE Wi-Fi hotspot capability ² |
| Front-passenger airbag deactivation switch (Regular Cab and SuperCab™) |
| MyKey® |

| |
|---|
| SecuriLock® Passive Anti-Theft System |
| SOS Post-Crash Alert System™ |
| Stationary elevated idle control (SEIC) ³ |
| SYNC® (XL) |
| SYNC 3 (XLT) |
| SYNC 4 with Enhanced Voice Recognition and 12" LCD capacitive touchscreen with AppLink®, 911 Assist® Apple CarPlay® compatibility, Android Auto™ compatibility, and 2 smart-charging USB ports (LARIAT and above) |
| Tire Pressure Monitoring System (TPMS; excludes spare) (F-250, F-350) |
| Trailer brake controller (XLT and above) |
| Transmission – TorqShift® 6-speed SelectShift® automatic (F-250) |
| Transmission – TorqShift® 10-speed SelectShift automatic (F-350, F-450) |

FORD CO-PILOT360™ TECHNOLOGY

STANDARD FEATURES:

| |
|---|
| Autolamp (Automatic On/Off Headlamps) with Rainlamp |
| Hill Start Assist |

| |
|--|
| Rear View Camera with Dynamic Hitch Assist |
| Trailer Sway Control |

AVAILABLE FEATURES

| |
|---|
| 5th-wheel and gooseneck hitch kits |
| 110V/400W AC power outlet |
| Adaptive Steering |
| Alternator upgrades |
| Audible Lane Departure Warning |
| BLIS® (Blind Spot Information System) with Trailer Coverage |
| BoxLink™ with 4 premium locking cleats |
| Engine – 6.7L Power Stroke V8 Turbo Diesel |
| Engine – 7.3L V8 gas |
| Engine block heater |
| Lane-Keeping Alert |
| LED box lighting |
| LED headlamps, fog lamps and taillamps |
| LED sideview mirror spotlights |
| Mirrors – PowerScope® trailer tow |
| Operator-commanded exhaust filter regeneration (with diesel engine) |
| Pre-Collision Assist with Automatic Emergency Braking (AEB) |

| |
|---|
| Rear CHMSL camera |
| Reverse Sensing System |
| Tough Bed® spray-in bedliner |
| Trailer brake controller with Smart Trailer Tow Connector |
| Transfer case and fuel tank skid plates (4x4) |
| Transmission – Mobile and stationary mode power takeoff (PTO) provision |
| Ultimate Trailer Tow Camera System with Pro Trailer Backup Assist™ |
| Upfitter switches (6) |

FLEET EXCLUSIVES

| |
|--|
| 65-mph speed limitation |
| 75-mph speed limitation |
| Cruise control (XL) |
| Daytime running lamps (non-configurable) |
| Power-adjustable pedals |
| Upfitter interface module |
| XL Decor Group |

AVAILABLE PACKAGES⁶

| |
|--|
| 5th-wheel/Gooseneck Trailer Tow Prep Package (53W) |
| Black Appearance Package (17Y) |
| Camper Package (471) |
| F-250 High-Capacity Trailer Tow Package (535) |
| FX4 Off-Road Package (17X) |
| Heavy-Service Front Suspension Package (67H) |
| Heavy-Service Package for Pickup Box Delete (F-250, F-350 SRW) (63R) |
| LARIAT Sport Appearance Package (17K) |
| Pickup Box Delete (66D) |

| |
|-------------------------------------|
| Power Equipment Group (XL) (90L) |
| Rear View Camera and Prep Kit (872) |
| Snow Plow Prep Package (473) |
| STX® Appearance Package (17S) |
| TREMOR® Off-Road Package (17Y) |
| XL Value Package (96V) |
| XLT Premium Package (17P) |
| XLT Value Package (17V) |

CARGO AREA

| CARGO AREA (in.) | 6¾' Box | 8' Box |
|-----------------------|---------|--------|
| Length at floor | 81.9 | 98.1 |
| Width at wheelhouse | 50.5 | 50.5 |
| Max. width inside box | 66.9 | 66.9 |
| Volume (cu. ft.) | 65.4 | 78.5 |

DIMENSIONS & CAPACITIES

| DIMENSIONS (in.) | | Regular Cab | | SuperCab | | Crew Cab | |
|----------------------------------|------------|-------------|-------------|-------------|-------------|-------------|-------------|
| | | 8' Box | 6¾' Box | 8' Box | 6¾' Box | 8' Box | 6¾' Box |
| Wheelbase | | 141.6 | 148.0 | 164.2 | 159.8 | 176.0 | 176.0 |
| Length | | 231.8 | 238.2 | 254.4 | 250.0 | 266.2 | 266.2 |
| Width (excluding mirrors) | SRW/DRW | 80.0/96.0 | 80.0/– | 80.0/96.0 | 80.0/– | 80.0/96.0 | 80.0/96.0 |
| CAPACITIES | | | | | | | |
| Passenger volume (cu. ft.) | Total | 64.6 | 116.0 | 116.0 | 131.8 | 131.8 | 131.8 |
| Cargo volume behind 1st row | | 11.6 | 31.6 | 31.6 | 52.1 | 52.1 | 52.1 |
| Fuel capacity (gal.) | gas/diesel | 34.0/29.0 | 34.0/29.0 | 34.0/34.0 | 34.0/34.0 | 48.0/48.0 | 48.0/48.0 |
| Max. payload ⁷ (lbs.) | 4x2/4x4 | 7,850/7,210 | 4,350/4,610 | 7,190/6,770 | 4,290/4,460 | 6,960/6,530 | 6,960/6,530 |

Dimensions and capacities shown may vary due to optional features and/or production variability.

ENGINES

| | 6.2L 2-valve V8 FFV | 7.3L 2-valve V8 Gas | 6.7L Power Stroke V8 Turbo Diesel |
|------------------------|--|--|---|
| Battery | 12V, 650-CCA/72-amp-hr; 12V, 750-CCA/78-amp-hr (not available on XL) (Dual 12V, 750-CCA/78-amp-hr available) | 12V, 750-CCA/78-amp-hr (Dual 12V, 750-CCA/78-amp-hr available) | Dual 12V, 750-CCA/78-amp-hr |
| Alternator | 157-amp (200-amp and 240-amp available) | 240-amp (397-amp available) | 175-amp (240-amp, 332-amp, 397-amp available) |
| Horsepower (hp @ rpm) | 385 @ 5,750 | 430 @ 5,500 | 475 @ 2,600 |
| Torque (lb.-ft. @ rpm) | 430 @ 3,800 | 475 @ 4,000 | 1,050 @ 1,600 |
| Recommended fuel | Regular unleaded or E85 | Regular unleaded | Ultra-Low-Sulfur Diesel or B20 (containing 20% or less biodiesel) |

Horsepower, torque and payload are independent attributes and may not be achieved simultaneously.

¹FordPass Connect (optional on select vehicles), the FordPass App, and complimentary Connected Service are required for remote features (see FordPass Terms for details). Connected service and features depend on compatible AT&T network availability. Evolving technology/cellular networks/vehicle capability may limit functionality and prevent operation of connected features. Connected service excludes Wi-Fi hotspot. FordPass App, compatible with select smartphone platforms, is available via download. Message and data rates may apply. ²Wi-Fi hotspot includes complimentary wireless data trial that begins upon AT&T activation and expires at the end of 3 months or when 3GB of data is used, whichever comes first, but cannot extend beyond the complimentary subscription period for remote features. To activate, go to www.att.com/ford. ³Final-stage manufacturer or upfitter must supply control switches. ⁴Available on select series. See your dealer for details. ⁵Additional charge. ⁶Visit fleet.ford.com for complete package content. ⁷Maximum capabilities shown are for properly equipped vehicles with required equipment and a 150-lb. driver. Weight of additional options, equipment, passengers and cargo must be deducted from this weight. For additional information, see your Ford Dealer.

2022

FORD SUPER DUTY®

F-350/F-450/F-550

CHASSIS CAB

Class 3-5 Chassis Cabs
Models: XL, XLT, LARIAT™



F-450 XL Regular Cab. Race Red. Available Wrecker Package.
Available and aftermarket upfit equipment.

STANDARD FEATURES

| |
|--|
| 7-wire trailer tow harness (blunt-cut and labeled) |
| 40.0-gal. fuel tank capacity |
| AdvanceTrac™ with RSC® (Roll Stability Control™) |
| Airbags – Driver and right-front-passenger front, front-seat side, and Safety Canopy® System with roll-fold side-curtain airbags |
| Engine – 6.2L 2-valve V8 FFV (F-350 SRW/DRW) |
| Engine – 7.3L V8 gas (F-450/F-550) |
| FordPass™ Connect¹ with 4G LTE Wi-Fi hotspot capability² |
| Front tow hooks (2) |
| Front twin-coil monobeam suspension (F-350 4x4, F-450, F-550) |
| Front Twin-I-Beam with coil spring suspension (F-350 4x2) |
| Mirrors – Manually telescoping trailer tow (XL, XLT) |
| Passenger airbag deactivation switch (Regular Cab and SuperCab™) |

FORD CO-PILOT360™ TECHNOLOGY

| |
|---|
| STANDARD FEATURES: |
| Autolamp (Automatic On/Off Headlamps) with Rainlamp |
| Hill Start Assist |

AVAILABLE FEATURES

| |
|--|
| 26.5-gal. midship fuel tank |
| 110V/400W AC power outlet |
| Aft-of-axle frame extension |
| Audible Lane Departure Warning |
| Dual diesel fuel tanks (40.0-gal. aft-of-axle and 26.5-gal. midship) |
| Electronic shift-on-the-fly (ESOF) 4-Wheel-Drive System with manual locking hubs |
| Engine – 6.7L Power Stroke V8 Turbo Diesel |
| Flooring – Carpet delete |
| LED sideview mirror spotlights |
| Mirrors – PowerScope® trailer tow |
| Operator-commanded exhaust filter regeneration (with diesel engine) |
| Pre-Collision Assist with Automatic Emergency Braking (AEB) |

| |
|--|
| SecuriLock® Passive Anti-Theft System |
| Stationary elevated idle control (SEIC)³ |
| SOS Post-Crash Alert System™ |
| SYNC® (XL) |
| SYNC 3 (XLT) |
| SYNC 4 with Enhanced Voice Recognition and 12" LCD capacitive touchscreen with AppLink®, 911 Assist®, Apple CarPlay® compatibility, Android Auto™ compatibility, and 2 smart-charging USB ports (LARIAT) |
| Tire Pressure Monitoring System (TPMS; excludes spare) (F-350) |
| Transmission – Power takeoff (PTO) provision (diesel engine) |
| Transmission – TorqShift® 10-speed SelectShift® automatic |
| Upfitter switches (6) |

| |
|----------------------|
| Trailer Sway Control |
|----------------------|

| |
|---|
| Trailer brake controller with Smart Trailer Tow Connector |
| Transmission – Power takeoff (PTO) provision (gas engine) |
| Upfitter interface module |

| |
|--|
| FLEET EXCLUSIVES |
| 65-mph speed limitation |
| 75-mph speed limitation |
| Daytime running lamps (non-configurable) |
| Cruise control |
| Power-adjustable pedals |
| Tire Pressure Monitoring System delete (F-350 SRW >10,000 lbs. GVWR) |

EXTERIOR COLORS⁴

| | | | |
|-------------------------------|--------------------------|------------------------|--------------------------------------|
| Star White Metallic Tri-coat⁵ | Oxford White | Race Red | Rapid Red Metallic Tinted Clearcoat⁵ |
| Atlas Blue Metallic | Antimatter Blue Metallic | Iconic Silver Metallic | Stone Gray Metallic |
| Carbonized Gray Metallic | Agate Black Metallic | | |

INTERIOR COLORS⁴

| | |
|-------|-------------------|
| Baja | Medium Earth Gray |
| Black | |

AVAILABLE PACKAGES⁶

| |
|---|
| 16,000-lb. GVWR Package (68L) |
| Extra-Heavy-Duty Front-End Suspension Package (67P) |
| Extra-Heavy-Service Front Suspension Package (67X) |
| Heavy-Service Front Suspension Package (67H) |
| LARIAT Value Package (96L) |
| Low Deflection Package (86S) |
| Payload Downgrade Package (68D) |
| Payload Upgrade Package (68U) |
| Payload Plus Upgrade Package (68M) |
| Power Equipment Group (90L) |
| Rear View Camera and Prep Kit (872) |
| Snow Plow Prep Package (473) |

| |
|---|
| Trailer Tow Package (531) |
| Trailer Tow High-Capacity Package (535) |
| Wrecker Package (474) |
| XL Value Package (96V) |
| XLT Value Package (17V) |

| |
|----------------------------------|
| FLEET EXCLUSIVES |
| Ambulance Prep Package (47A/47L) |
| Fire/Rescue Prep Package (47J) |
| XL Decor Group (17F) |

CAB-TO-AXLE AVAILABILITY (in.)

| | | Regular Cab | | | | SuperCab | | Crew Cab | |
|-------------|--|-------------|-------|-------|-------|----------|-------|----------|-------|
| Cab-to-axle | | 60.0 | 84.0 | 108.0 | 120.0 | 60.0 | 84.0 | 60.0 | 84.0 |
| Wheelbase | | 145.3 | 169.3 | 193.3 | 205.3 | 167.9 | 191.9 | 179.8 | 203.8 |

CAPACITIES

| | | Regular Cab | SuperCab | Crew Cab |
|-----------------------------|-------|------------------------------|------------------------------|------------------------------|
| Passenger volume (cu. ft.) | Total | 64.6 | 116.0 | 131.8 |
| Cargo volume behind 1st row | | 11.6 | 31.6 | 52.1 |
| Fuel capacity (gal.) | SRW | 40.0 (26.5 optional) | 40.0 (26.5 optional) | 40.0 (26.5 optional) |
| | DRW | 40.0 (26.5 or 66.5 optional) | 40.0 (26.5 or 66.5 optional) | 40.0 (26.5 or 66.5 optional) |

Capacities shown may vary due to optional features and/or production variability.

ENGINES

| | 6.2L 2-valve V8 FFV | 7.3L 2-valve V8 Gas | 6.7L Power Stroke V8 Turbo Diesel |
|------------------------|--|--|---|
| Battery | 12V, 650-CCA/72-amp-hr (XL); 12V, 750-CCA/78-amp-hr (XLT, LARIAT) | 12V, 750-CCA/78-amp-hr (Dual 12V, 750-CCA/78-amp-hr available) | Dual 12V, 750-CCA/78-amp-hr |
| Alternator | 200-amp (240-amp available) | 240-amp (397-amp available) | 240-amp (332-amp and 397-amp available) |
| Horsepower (hp @ rpm) | 385 @ 5,750 | 350 @ 3,900 | 330 @ 2,600 |
| Torque (lb.-ft. @ rpm) | 430 @ 3,800 | 468 @ 3,900 | 825 @ 2,000 |
| Recommended fuel | Regular unleaded or E85 | Regular unleaded | Ultra-Low-Sulfur Diesel or B20 (containing 20% or less biodiesel) |

Horsepower and torque are independent attributes and may not be achieved simultaneously.

¹FordPass Connect (optional on select vehicles), the FordPass App, and complimentary Connected Service are required for remote features (see FordPass Terms for details). Connected service and features depend on compatible AT&T network availability. Evolving technology/cellular networks/vehicle capability may limit functionality and prevent operation of connected features. Connected service excludes Wi-Fi hotspot. FordPass App, compatible with select smartphone platforms, is available via download. Message and data rates may apply. ²Wi-Fi hotspot includes complimentary wireless data trial that begins upon AT&T activation and expires at the end of 3 months or when 3GB of data is used, whichever comes first, but cannot extend beyond the complimentary subscription period for remote features. To activate, go to www.att.com/ford. ³Final-stage manufacturer or upfitter must supply control switches. ⁴Available on select series. See your dealer for details. ⁵Additional charge. ⁶Visit fleet.ford.com for complete package content.

2022
FORD SUPER DUTY®
F-600 CHASSIS CAB

Class 6 Chassis Cab
Models: XL, XLT



F-600 XLT Regular Cab. Oxford White. Available and aftermarket upfit equipment.

EXTERIOR COLORS⁴

| | | | |
|---------------------|--------------------------|----------------------|--------------------------|
| | | | |
| Oxford White | Race Red | Atlas Blue Metallic | Antimatter Blue Metallic |
| | | | |
| Stone Gray Metallic | Carbonized Gray Metallic | Agate Black Metallic | |

INTERIOR COLOR⁴

| |
|-------------------|
| |
| Medium Earth Gray |

STANDARD FEATURES

| |
|--|
| 7-wire trailer tow harness (blunt-cut and labeled) |
| 40.0-gal. fuel tank capacity |
| AdvanceTrac™ with RSC® (Roll Stability Control™) |
| Airbags – Driver and right-front-passenger front, front-seat side, and Safety Canopy® System with roll-fold side-curtain airbags |
| Engine – 7.3L V8 gas |
| Extra-Heavy-Duty Front-End Suspension |
| FordPass™ Connect ¹ with 4G LTE Wi-Fi hotspot capability ² |
| Front tow hooks (2) |
| Front twin-coil monobeam suspension |
| Mirrors – Manually telescoping trailer tow |

| |
|---|
| Passenger airbag deactivation switch |
| SecuriLock® Passive Anti-Theft System |
| Stationary elevated idle control (SEIC) ³ |
| SOS Post-Crash Alert System™ |
| SYNC® (XL) |
| SYNC 3 (XLT) |
| Transmission – Power takeoff (PTO) provision |
| Transmission – TorqShift® 10-speed SelectShift® automatic |
| Upfitter switches (6) |

FORD CO-PILOT360™ TECHNOLOGY

| |
|---|
| STANDARD FEATURES: |
| Autolamp (Automatic On/Off Headlamps) with Rainlamp |
| Hill Start Assist |

| |
|----------------------|
| Trailer Sway Control |
|----------------------|

AVAILABLE FEATURES

| |
|--|
| 26.5-gal. midship fuel tank |
| 110V/400W AC power outlet |
| Dual diesel fuel tanks (40.0-gal. aft-of-axle and 26.5-gal. midship) |
| Electronic shift-on-the-fly (ESOF) 4-Wheel-Drive System with manual locking hubs |
| Engine – 6.7L Power Stroke® V8 Turbo Diesel |
| Flooring – Carpet delete |
| LED sideview mirror spotlights |
| Mirrors – PowerScope® trailer tow |
| Operator-commanded exhaust filter regeneration (with diesel engine) |

| |
|---|
| Power-adjustable pedals |
| Trailer brake controller with Smart Trailer Tow Connector |
| Upfitter interface module |

| |
|--|
| FLEET EXCLUSIVES |
| 65-mph speed limitation |
| 75-mph speed limitation |
| Daytime running lamps (non-configurable) |
| Cruise control |

AVAILABLE PACKAGES⁵

| |
|--|
| 7.3L CNG/Propane Gaseous Engine Prep Package (98G) |
| Low Deflection Package (86S) |
| Power Equipment Group (90L) |
| Rear View Camera and Prep Kit (872) |
| Snow Plow Prep Package (473) |
| XL Value Package (96V) |
| XLT Value Package (17V) |

| |
|----------------------------------|
| FLEET EXCLUSIVES |
| Ambulance Prep Package (47A/47L) |
| Fire/Rescue Prep Package (47J) |
| XL Decor Group (17F) |

CAB-TO-AXLE AVAILABILITY (in.)

| | | | | |
|-------------|-------------|-------|-------|-------|
| | Regular Cab | | | |
| Cab-to-axle | 60.0 | 84.0 | 108.0 | 120.0 |
| Wheelbase | 145.3 | 169.3 | 193.3 | 205.3 |

CAPACITIES

| | | |
|-----------------------------|-------|------------------------------|
| Passenger volume (cu. ft.) | Total | 64.6 |
| Cargo volume behind 1st row | | 11.6 |
| Fuel capacity (gal.) | | 40.0 (26.5 or 66.5 optional) |

Capacities shown may vary due to optional features and/or production variability.

ENGINES

| | | |
|------------------------|--|---|
| | 7.3L 2-valve V8 Gas | 6.7L Power Stroke V8 Turbo Diesel |
| Battery | 12V, 750-CCA/78-amp-hr (Dual 12V, 750-CCA/78-amp-hr available) | Dual 12V, 750-CCA/78-amp-hr |
| Alternator | 240-amp (397-amp available) | 240-amp (332-amp and 397-amp available) |
| Horsepower (hp @ rpm) | 350 @ 3,900 | 330 @ 2,600 |
| Torque (lb.-ft. @ rpm) | 468 @ 3,900 | 825 @ 2,000 |
| Recommended fuel | Regular unleaded | Ultra-Low-Sulfur Diesel or B20 (containing 20% or less biodiesel) |

Horsepower and torque are independent attributes and may not be achieved simultaneously.

¹FordPass Connect (optional on select vehicles), the FordPass App, and complimentary Connected Service are required for remote features (see FordPass Terms for details). Connected service and features depend on compatible AT&T network availability. Evolving technology/cellular networks/vehicle capability may limit functionality and prevent operation of connected features. Connected service excludes Wi-Fi hotspot. FordPass App, compatible with select smartphone platforms, is available via download. Message and data rates may apply. ²Wi-Fi hotspot includes complimentary wireless data trial that begins upon AT&T activation and expires at the end of 3 months or when 3GB of data is used, whichever comes first, but cannot extend beyond the complimentary subscription period for remote features. To activate, go to www.att.com/ford. ³Final-stage manufacturer or upfitter must supply control switches. ⁴Available on select series. See your dealer for details. ⁵Visit fleet.ford.com for complete package content.

2022

FORD SUPER DUTY®

F-650/F-750 GAS

Class 6-7 Conventional Chassis Cabs



EXTERIOR COLORS

| | | | |
|---------------------|--------------------|----------------------|------------------------|
| | | | |
| Oxford White | Bold Yellow | School Bus Yellow | Tangier Orange |
| | | | |
| Race Red | Green Gem Metallic | Blue Jeans Metallic | Iconic Silver Metallic |
| | | | |
| Stone Gray Metallic | Magnetic Metallic | Agate Black Metallic | |

INTERIOR COLOR

| |
|------------|
| |
| Steel Gray |



STANDARD FEATURES

| |
|---|
| 50.0-gal. fuel tank capacity (Regular Cab, SuperCab™) |
| 60.0-gal. fuel tank capacity (Crew Cab) |
| Air conditioning – Manual with integral heater and defroster |
| Alternator – Extra-heavy-duty, 210-amp, 12V, brushless, pad-mounted |
| Audio – Bluetooth® capable AM/FM stereo with USB port |
| Autolamp (Automatic On/Off Headlamps) |
| Battery – 900-CCA, 12V, Motorcraft® |
| Belt-Minder® front safety belt reminder |
| Brakes – Bosch® Hydro-Max® hydraulic brake system with traction control and Hill Start Assist |
| Bumper – Front: full-width, black |
| Engine – 7.3L 2-valve V8 gas |
| Exhaust – Single, horizontal, catalytic converter, frame-mounted right side back of cab; downward-facing outlet tip |
| Fleet telematics modem |

| |
|--|
| Frame-mounted body-builder wiring at back of cab |
| Grille – Black-painted composite (not available with frame extension) |
| Hood – Frame-mounted front-end-tilting fiberglass hood and fenders assembly with torsion-bar assist (includes integrated noise shield, inner splash shields and mud flaps) |
| Lamps – Roof marker/clearance, amber lenses (5) |
| Mirrors – Black, dual rectangular, manually adjustable/folding with integrated blind spot mirrors, sail-type, 96"-wide spacing |
| Radiator – Aluminum with in-tank transmission cooler |
| Safety belts – Black with fixed D-rings at all positions (Regular Cab) |
| Safety belts – Color-keyed with front-seat adjustable D-rings (SuperCab, Crew Cab) |
| Transmission – TorqShift® Heavy-Duty 6-speed automatic (without PTO provision) |
| Wheel seals (front and rear axle), oil-lubricated wheel bearings (front and rear) |

AVAILABLE FEATURES

| |
|--|
| 7-way trailer connection socket |
| 60.0-gal. fuel tank single rectangular steel, frame-mounted on left side (Regular Cab and SuperCab) |
| Alternator – 240-amp, 12V |
| Alternators – Dual heavy-duty 397-amp total |
| Backup alarm – 102-decibel |
| Batteries – 900-CCA, 12V Motorcraft (2 for a total of 1,800-CCA) |
| Body-builder special wiring harness (straight frame) |
| Body-builder wiring to end of frame |
| Brakes – Hydraulic brake electronic stability control (ESC) |
| Bumper – Front: 3" extension |
| Bumper – Front: full-width, chrome-plated steel (included with Exterior Appearance Package) |
| Bumper – Front: swept-back, Dark Shadow Gray-painted steel (requires integral front frame extension; straight frame) |
| Daytime running lamps (non-configurable) |
| Engine block heater |

| |
|--|
| Engine-idle shutdown timer (5-, 10-, 15- and 20-minute options) |
| Front fender-mounted auxiliary spot mirrors |
| Grille – Fixed, black/gray |
| Mirrors – Dual rectangular folding, sail-type sideview; available chrome caps; available power adjustment; available heater; available 96" and 102" width spacings |
| Mud flaps – Rear |
| Multiple frame options, including an Outer C-Channel reinforcement and available 20" frame extension |
| Seats – 30/70, 40/20/40, 30/0/30 and 30/0/0 front seat combinations |
| SecuriLock® Passive Anti-Theft System |
| Top road speed limiter (65- and 70-mph options) |
| Transmission – Mobile and stationary mode power takeoff (PTO) provision |
| Upfitter Interface Module |
| Upfitter switches (4) located in center stack with connector access located in engine compartment; includes 10-, 15- and two 25-amp switches |

AVAILABLE PACKAGES¹

| | |
|--|-----------------------------------|
| Beverage Delivery Package (19B) | Interior Appearance Package (90A) |
| Exterior Appearance Package (90E) | Power Equipment Package (90P) |
| Hydraulic Brake Driver-Assist Technology Package (87H) | |

FRAMES

| | Frame Order Code | | | | | | | |
|--|------------------|---------|-----------|-----------|---------|-----------|-----------|------------|
| MODEL | 533 | 534 | 535 | 536 | 537 | 538 | 539 | 536 + 41R² |
| F-650 Pro Loader® | — | — | — | — | ● | — | — | — |
| F-650 | ○ | ● | ○ | ○ | — | ○ | — | — |
| F-750 | — | — | ● | ○ | — | ○ | ○ | ○ |
| Depth (in.) | 9.126 | 10.126 | 10.252 | 10.126 | 9.126 | 10.250 | 10.378 | 10.866 |
| Width (in.) | 3.063 | 3.063 | 3.091 | 3.579 | 3.063 | 3.610 | 3.701 | 3.894 |
| Thickness (in.) | 0.312 | 0.312 | 0.375 | 0.312 | 0.312 | 0.375 | 0.438 | 0.624 |
| Yield (psi) | 80,000 | 50,000 | 80,000 | 120,000 | 80,000 | 120,000 | 120,000 | 120,000 |
| Max. Section Modulus (cu. in.) | 10.75 | 12.64 | 15.14 | 14.18 | 10.75 | 16.98 | 20.11 | 29.20 |
| Max. Resisting Bending Moment (in.-lbs.) | 859,200 | 632,000 | 1,211,200 | 1,701,600 | 860,000 | 2,038,000 | 2,413,200 | 3,504,000 |

● Standard ○ Optional — Not Available

RATINGS & DIMENSIONS

| RATINGS | | F-650 Pro Loader Min.—Max. | F-650 Min.—Max. | F-750 Min.—Max. |
|--------------------------------|-------------|----------------------------|-----------------|-----------------|
| Powertrain hp/torque (lb.-ft.) | | 350/468 | 350/468 | 350/468 |
| GVWR (lbs.) | | 22,000–26,000 | 26,000–29,000 | 31,000–37,000 |
| Front axle (lbs.) | | 8,500 | 8,500–10,000 | 10,000–12,000 |
| Rear axle (lbs.) | | 13,500–17,500 | 17,500–19,000 | 21,000 |
| Rear springs (lbs.) | | 15,500–19,000 | 19,000–21,000 | 21,000–23,000 |
| DIMENSIONS (in.) | | | | |
| Wheelbase/cab-to-axle | Regular Cab | 158/84–242/168 | 158/84–281/207 | 158/84–281/207 |
| | SuperCab | 179/84–239/144 | 179/84–281/186 | 179/84–281/186 |
| | Crew Cab | 194/84–254/144 | 182/72–278/168 | 182/72–266/156 |

Ratings and dimensions shown may vary due to optional features and/or production variability.

2022
FORD SUPER DUTY®
F-650/F-750 DIESEL

Class 6-7 Conventional
Chassis Cabs and Tractors



F-750 Crew Cab. Tangerine Orange. Available and aftermarket upfit equipment.



STANDARD FEATURES

- 8.0-gal. DEF tank
- 50.0-gal. fuel tank capacity (Regular Cab)
- 65.0-gal. fuel tank capacity (SuperCab™ Crew Cab)
- Alternator – Extra-heavy-duty, 200-amp, 12V, brushless, pad-mounted
- Audio – Bluetooth® capable AM/FM stereo with USB port
- Autolamp (Automatic On/Off Headlamps)
- Batteries – 750-CCA, 12V, Motorcraft® (2 for a total of 1,500-CCA)
- Belt-Minder® front safety belt reminder
- Brakes – Air brake system with 4-channel Anti-Lock Brake System (ABS), traction control and hand control valve for trailer brake (Tractor)
- Brakes – Bosch® Hydro-Max® hydraulic brake system with traction control and Hill Start Assist (not available on Tractor)
- Bumper – Front: full-width, black
- Engine – 6.7L Power Stroke® V8 Turbo Diesel
- Exhaust – Single, switchback-style, horizontal; frame-mounted right rail under cab with outside of frame rail rear discharge

AVAILABLE FEATURES

- 55.0-gal. fuel tank single rectangular aluminum, frame-mounted on left side (Regular Cab; not available on Pro Loader®)
- 65.0-gal. fuel tank single rectangular aluminum, frame-mounted on left side (Regular Cab)
- 115.0-gal. fuel tank dual rectangular aluminum (65.0-gal. left-hand tank and 50.0-gal. right-hand tank) (not available on Tractor)
- Active diesel particulate filter regeneration control
- Air suspension (requires air brake or compressor)
- Alternator – 240-amp, 12V
- Alternator – Dual, heavy-duty, 357-amp, 12V
- Batteries – 900-CCA, 12V Motorcraft (2 for a total of 1,800-CCA or 3 for a total of 2,700-CCA)
- Body-builder special wiring harness (straight frame)
- Body-builder wiring to end of frame (not available on Tractor)
- Brakes – Air brake electronic stability control (ESC) (Chassis Cab)
- Brakes – Hydraulic brake electronic stability control (ESC)
- Bumper – Front: 3" extension

- Fleet telematics modem
- Frame-mounted body-builder wiring at back of cab (not available on Tractor)
- Grille – Black-painted plastic (not available with frame extension)
- Lamps – Roof marker/clearance, amber lenses (5)
- Manual regeneration initiation (driver interface in productivity screen)
- Mirrors – Black, dual rectangular, manually adjustable/folding with integrated blind spot mirrors, sail-type, 96"-wide spacing
- Safety belts – Black with adjustable D-rings at all outboard positions (Regular Cab)
- Safety belts – Color-keyed with front-seat adjustable D-rings (SuperCab, Crew Cab)
- Transmission – TorqShift® Heavy-Duty 6-speed automatic (without PTO provision)
- Wheel seals (front and rear axle), oil-lubricated wheel bearings (front and rear)

- Bumper – Front: full-width, chrome-plated steel (included with Exterior Appearance Package)
- Bumper – Front: swept-back, Dark Shadow Gray-painted steel (requires bolt-on-type frame extension or integral front frame extension; straight frame)
- Engine block heater
- Engine-idle shutdown timer (5-, 10-, 15- and 20-minute options)
- Exhaust – Single, switchback-style, horizontal; frame-mounted outside right rail under cab with vertical exhaust
- Exhaust – Single, torpedo-style, horizontal; frame-mounted right-side back of cab with underbody exit in front of axle
- Front fender-mounted auxiliary spot mirrors
- Multiple frame options, including an Outer C-Channel reinforcement and available 20" frame extension
- Seats – 30/70, 40/20/40, 30/0/30 and 30/0/0 front seat combinations
- SecuriLock® Passive Anti-Theft System
- Top road speed limiter (65- and 70-mph options)
- Transmission – Mobile and stationary mode power takeoff (PTO) provision
- Upfitter Interface Module

EXTERIOR COLORS

Oxford White

Bold Yellow

School Bus Yellow

Tangerine Orange

Race Red

Green Gem Metallic

Blue Jeans Metallic

Iconic Silver Metallic

Stone Gray Metallic

Magnetic Metallic

Agate Black Metallic

INTERIOR COLOR

Steel Gray

AVAILABLE PACKAGES¹

| | |
|--|--|
| Air Brake Driver-Assist Technology Package with Bendix® Wingman Advanced (87A) | Hydraulic Brake Driver-Assist Technology Package (87H) |
| Beverage Delivery Package (19B) | Interior Appearance Package (90A) |
| Exterior Appearance Package (90E) | Power Equipment Package (90P) |
| Fire/Rescue Prep Package (19F) | |

FRAMES








| | Frame Order Code | | | | | | | |
|---|------------------|---------|-----------|-----------|---------|-----------|-----------|------------|
| MODEL | 533 | 534 | 535 | 536 | 537 | 538 | 539 | 536 + 41R² |
| F-650 Pro Loader | — | — | — | — | ● | — | — | — |
| F-650 | ○ | ● | ○ | ○ | — | ○ | — | — |
| F-650 Tractor (Includes tapered end of frame) | — | — | — | ● | — | — | — | — |
| F-750 | — | — | ● | ○ | — | ○ | ○ | ○ |
| F-750 Tractor (Includes tapered end of frame) | — | — | — | ● | — | — | — | — |
| Depth (in.) | 9.126 | 10.126 | 10.252 | 10.126 | 9.126 | 10.250 | 10.378 | 10.866 |
| Width (in.) | 3.063 | 3.063 | 3.091 | 3.579 | 3.063 | 3.610 | 3.701 | 3.894 |
| Thickness (in.) | 0.312 | 0.312 | 0.375 | 0.312 | 0.312 | 0.375 | 0.438 | 0.624 |
| Yield (psi) | 80,000 | 50,000 | 80,000 | 120,000 | 80,000 | 120,000 | 120,000 | 120,000 |
| Max. Section Modulus (cu. in.) | 10.75 | 12.64 | 15.14 | 14.18 | 10.75 | 16.98 | 20.11 | 29.20 |
| Max. Resisting Bending Moment (in.-lbs.) | 859,200 | 632,000 | 1,211,200 | 1,701,600 | 860,000 | 2,038,000 | 2,413,200 | 3,504,000 |

● Standard ○ Optional — Not Available

RATINGS & DIMENSIONS

| RATINGS | F-650 Pro Loader Min.—Max. | F-650 Min.—Max. | F-650 Tractor Min.—Max. | F-750 Min.—Max. | F-750 Tractor Min.—Max. |
|--------------------------------|----------------------------|-----------------|-------------------------|-----------------|-------------------------|
| Powertrain hp/torque (lb.-ft.) | 270/700–330/750 | 270/700–330/750 | 270/700–330/750 | 270/700–330/750 | 270/700–330/750 |
| GVWR (lbs.) | 20,500–26,000 | 26,000–29,000 | 27,500–29,000 | 31,000–37,000 | 31,000–37,000 |
| Front axle (lbs.) | 8,500 | 8,500–10,000 | 10,000 | 10,000–14,000 | 10,000–14,000 |
| Rear axle (lbs.) | 13,500–17,500 | 17,500–19,000 | 17,500–19,000 | 21,000–26,000 | 21,000–26,000 |
| Rear springs (lbs.) | 15,500–19,000 | 19,000–21,000 | 19,000–21,000 | 21,000–31,000 | 21,000–31,000 |
| Rear air suspension (lbs.) | 12,000–19,000 | 19,000–21,000 | 19,000–21,000 | 21,000–23,000 | 21,000–23,000 |
| DIMENSIONS (in.) | | | | | |
| Wheelbase/cab-to-axle | | | | | |
| Regular Cab | 158/84–242/168 | 158/84–281/207 | 146/72–158/84 | 158/84–281/207 | 146/72–158/84 |
| SuperCab | 179/84–239/144 | 179/84–281/207 | 167/72–179/84 | 179/84–281/186 | 167/72–179/84 |
| Crew Cab | 194/84–254/144 | 182/72–278/168 | 182/72 | 182/72–266/156 | 182/72 |

Ratings and dimensions shown may vary due to optional features and/or production variability.

| |  |  |  |  |  |  |  |
|---|--|--|---|--|--|--|---|
| | 2022 TRANSIT CONNECT® CARGO VAN | 2022 TRANSIT CONNECT PASSENGER WAGON | 2021 TRANSIT® CARGO VAN | 2021 TRANSIT CREW VAN | 2021 TRANSIT PASSENGER VAN | 2021 TRANSIT CUTAWAY & CHASSIS CAB | 2022 E-SERIES® CUTAWAY & STRIPPED CHASSIS |
| Models | XL, XLT | XL, XLT, Titanium | Transit-150, Transit-250, Transit-350, Transit-350 HD | Transit-150, Transit-250, Transit-350, Transit-350 HD | Transit-150, Transit-350, Transit-350 HD (XL, XLT) | Transit-250, Transit-350, Transit-350 HD | E-350, E-450 |
| Cabs/Configurations | Cargo Van | Passenger Wagon | Cargo Van | Crew Van | Passenger Van | Cutaway, Chassis Cab | Cutaway, Stripped Chassis |
| Engines¹ Horsepower (hp @ rpm) Torque (lb.-ft. @ rpm) | 2.0L GDI I-4 with Auto Start-Stop Technology 162 @ 6,500 144 @ 4,500 2.5L iVCT I-4 169 @ 6,000 171 @ 4,500 | 2.0L GDI I-4 with Auto Start-Stop Technology 162 @ 6,500 144 @ 4,500 2.5L iVCT I-4 169 @ 6,000 171 @ 4,500 | 3.5L PFDi V6 275 @ 6,250 260 @ 4,000 3.5L EcoBoost® V6 (AWD) with Auto Start-Stop Technology 295 @ 5,000 375 @ 2,500 3.5L EcoBoost V6 (RWD) with Auto Start-Stop Technology 310 @ 5,000 400 @ 2,500 | 3.5L PFDi V6 275 @ 6,250 260 @ 4,000 3.5L EcoBoost V6 (AWD) with Auto Start-Stop Technology 295 @ 5,000 375 @ 2,500 3.5L EcoBoost V6 (RWD) with Auto Start-Stop Technology 310 @ 5,000 400 @ 2,500 | 3.5L PFDi V6 275 @ 6,250 260 @ 4,000 3.5L EcoBoost V6 (AWD) with Auto Start-Stop Technology 295 @ 5,000 375 @ 2,500 3.5L EcoBoost V6 (RWD) with Auto Start-Stop Technology 310 @ 5,000 400 @ 2,500 | 3.5L PFDi V6 275 @ 6,250 260 @ 4,000 3.5L EcoBoost V6 (AWD) with Auto Start-Stop Technology 295 @ 5,000 375 @ 2,500 3.5L EcoBoost V6 (RWD) with Auto Start-Stop Technology 310 @ 5,000 400 @ 2,500 | 7.3L V8 Premium 350 @ 3,900 468 @ 3,900 7.3L V8 Economy 300 @ 3,750 425 @ 3,250 |
| Transmissions | 8-speed SelectShift® automatic 6-speed SelectShift automatic (Standard with 2.5L engine) | 8-speed SelectShift automatic 6-speed SelectShift automatic (Standard with 2.5L engine) | 10-speed SelectShift automatic with overdrive | 10-speed SelectShift automatic with overdrive | 10-speed SelectShift automatic with overdrive | 10-speed SelectShift automatic with overdrive | 6-speed TorqShift® automatic with overdrive and tow/haul mode with Hill Start Assist |
| Braking system | 4-wheel disc with Anti-Lock Brake System (ABS) | 4-wheel disc with Anti-Lock Brake System (ABS) | 4-wheel disc with Anti-Lock Brake System (ABS) | 4-wheel disc with Anti-Lock Brake System (ABS) | 4-wheel disc with Anti-Lock Brake System (ABS) | 4-wheel disc with Anti-Lock Brake System (ABS) | 4-wheel disc with Anti-Lock Brake System (ABS) with standard Electronic Stability Control |
| Airbags | Driver and front-passenger front, front-seat side and Safety Canopy® System | Driver and front-passenger front, front-seat side and Safety Canopy System | Driver and front-passenger front, front-seat side and Safety Canopy System | Driver and front-passenger front, front-seat side and Safety Canopy System | Driver and front-passenger front, front-seat side and Safety Canopy System | Driver and front-passenger front, front-seat side and Safety Canopy System | Driver and front-passenger front (Cutaway) |
| Seating capacity | 2 | 5-7 | 1-2 | 5 | 2, 5, 8, 10, 12, 14, 15 | 1-2 | 2-3 |
| Max. cargo capacity (cu. ft.) | 104.8 (SWB); 127.4 (LWB) | 106.0 | 277.7 (LR); 357.1 (MR); 404.3 (HR); 487.3 (HR Extended-Length) | 204.7⁴ (LR); 263.4⁴ (MR); 300.2⁴ (HR); 383.3⁴ (HR Extended-Length) | 256.4 (LR); 336.1 (MR); 382.6 (HR); 461.9 (HR Extended-Length) (behind 1st row) | — | — |
| Fuel tank capacity (gal.) | 15.8 | 15.8 | 25.0 | 25.0 | 25.0 | 25.0 | 40.0, 55.0 |
| Max. payload (lbs.)² | 1,585³ | 1,435³ | 5,174 | 4,290 | 3,494 | 6,466 (Cutaway); 6,452 (Chassis Cab) | 7,210 (E-350 Cutaway); 8,980 (E-450 Cutaway); 7,820 (E-350 Stripped Chassis); 9,690 (E-450 Stripped Chassis) |
| Max. trailer towing (lbs.)² | 2,000³ | 2,000³ | 6,900 | 6,500 | 4,600 | 7,500 | 10,000 |
| Max. GVWR (lbs.)² | 5,302³ | 5,420³ | 8,670–11,000 | 8,670–10,360 | 8,550–10,360 | 9,070–11,000 | 10,050–14,500 |
| Max. GCWR (lbs.)² | 6,060³ | 6,380³ | 13,000 | 13,000 | 11,200 | 15,000 | 13,000–22,000 |
| Wheelbase (in.) | 104.8 (SWB); 120.6 (LWB) | 120.6³ | 129.9 (Regular); 147.6 (Long) | 129.9 (Regular); 147.6 (Long) | 129.9 (Regular); 147.6 (Long) | 138.0 (Regular); 155.7 (Long); 178.0 (Extended-Length) | 138.0, 158.0, 176.0 |
| Overall length (in.) | 174.2 (SWB); 190.0 (LWB) | 190.0 | 219.9 (LR)/217.8 (MR) (Regular); 237.6 (LR)/235.5 (MR and HR) (Long); 263.9 (Extended-Length) | 219.9 (LR)/217.8 (MR) (Regular); 237.6 (LR)/235.5 (MR and HR) (Long); 263.9 (Extended-Length) | 219.9 (LR)/217.8 (MR) (Regular); 237.6 (LR)/235.5 (MR and HR) (Long); 263.9 (Extended-Length) | 223.3 (Regular); 241.1 (Long); 263.4 (Extended-Length) | 241.1, 261.1 (Cutaway); 232.7–252.7 (Stripped Chassis) |
| Wheel size (in.) | 16 | 16 | 16 | 16 | 16 | 16 | 16 |


2022
FORD TRANSIT
CONNECT[®]
CARGO VAN

Small Vans Class
Models: XL, XLT



Transit Connect XLT Cargo Van. Silver. Available equipment.

EXTERIOR COLORS³



Frozen White



Race Red



Dark Blue⁴



Silver



Agate Black Metallic


INTERIOR COLORS³




Palazzo Gray



Dark Palazzo Gray



Ebony



Available and aftermarket upfit equipment.



STANDARD FEATURES

- 4-way adjustable and collapsible steering column
- 12V powerpoints (2)
- AdvanceTrac[™] with RSC[®] (Roll Stability Control[™]) with Side-Wind Stabilization
- Airbags – Driver and front-passenger front, front-seat side, and Safety Canopy[®] System
- Alternator – 150-amp
- Doors – 180° swing-out rear cargo
- Doors – Dual sliding side
- EcoMode and EcoCoach
- Electric power-assisted steering
- Engine – 2.0L GDI I-4 gas with Auto Start-Stop Technology

- FordPass[™] Connect¹ with 4G LTE Wi-Fi hotspot capability²
- Front independent MacPherson-strut suspension with stabilizer bar and rear twist-beam
- Front-wheel drive (FWD)
- Full-size spare wheel and tire
- Heavy-duty battery – 80-amp
- Seats – 6-way manual driver/4-way manual front-passenger with fold-flat back
- SecuriLock[®] Passive Anti-Theft System
- SWB (short wheelbase) or LWB (long wheelbase)
- Tire Pressure Monitoring System (TPMS; excludes spare)
- Transmission – 8-speed SelectShift[®] automatic

FORD CO-PILOT360[™] TECHNOLOGY

STANDARD FEATURES:

- Autolamp (Automatic On/Off Headlamps) (XL)
- Ford Co-Pilot360 (XLT) – Auto High-Beam Headlamps • BLIS[®] (Blind Spot Information System) with Cross-Traffic Alert • Lane Keeping Aid • Pre-Collision Assist with Automatic Emergency Braking (AEB) (includes Forward Collision Warning and Dynamic Brake Support) • Rear View Camera
- Pre-Collision Assist with Automatic Emergency Braking (AEB) (XL)
- Rain-Sensing Windshield Wipers
- Rear View Camera (XL)

AVAILABLE FEATURES

- Adaptive cornering fog lamps
- Adaptive Cruise Control (includes Lane-Keeping System)
- Body-color bodyside moldings
- Composite bulkhead
- Cruise control
- Daytime running lamps
- Dual-zone electronic automatic temperature control
- Engine – 2.5L iVCT I-4 gas with 6-speed SelectShift automatic transmission
- Engine block heater
- Forward Sensing System
- HID headlamps
- Mirrors – Power-adjustable, power-folding, heated sideview
- MyKey[®]

- Quickclear[™] electric windshield defroster
- Rear- and side-door glass options
- Rear cargo area light (LED)
- Rear liftgate with fixed glass
- Rear-window defroster
- Remote Start System
- Reverse Sensing System
- Roof-rack side rails
- Roof-rack with crossbars
- Spare key fobs (2)
- SYNC[®] 3
- Wireless charging pad

FLEET EXCLUSIVE

- Speed limitation (65- or 75-mph governed top speed options)

AVAILABLE PACKAGES⁵

- CNG/Propane Gaseous Engine Prep Package (98G)
- Smoker's Package (94B)

- Trailer Tow Package (53T)
- Upfitter Wiring Harness (86G)

DIMENSIONS & CAPACITIES

| EXTERIOR (in.) | SWB | LWB |
|--|--------------------|--------------------|
| Length | 174.2 | 190.0 |
| Wheelbase | 104.8 | 120.6 |
| Width (including mirrors) | 84.1 | 84.1 |
| Height (excluding options) | 72.0 | 72.0 |
| INTERIOR (in.) | | |
| Front | | |
| Head room | 46.9 | 46.9 |
| Leg room (max.) | 41.5 | 41.5 |
| Hip room | 54.2 | 54.2 |
| Shoulder room | 57.6 | 57.6 |
| CAPACITIES (cu. ft.) | | |
| Passenger volume | 63.2 | 63.2 |
| Cargo volume – Behind front seat | 104.8 | 127.4 |
| Max. cargo volume (with front-passenger seat folded) | 123.2 | 145.8 |
| Fuel capacity (gal.) | 15.8 | 15.8 |
| Seating | 2 | 2 |
| Payload (max.) (lbs.) | 1,545 ⁶ | 1,585 ⁶ |
| Curb weight (max.) (lbs.) | 3,590 ⁶ | 3,726 ⁶ |
| GVWR (max.) (lbs.) | 5,130 ⁶ | 5,302 ⁶ |
| Turning diameter (ft.) – Curb-to-curb | 38.3 | 40.0 |

¹FordPass Connect (optional on select vehicles), the FordPass App, and complimentary Connected Service are required for remote features (see FordPass Terms for details). Connected service and features depend on compatible AT&T network availability. Evolving technology/cellular networks/vehicle capability may limit functionality and prevent operation of connected features. Connected service excludes Wi-Fi hotspot. FordPass App, compatible with select smartphone platforms, is available via download. Message and data rates may apply. ²Wi-Fi hotspot includes complimentary wireless data trial that begins upon AT&T activation and expires at the end of 3 months or when 3GB of data is used, whichever comes first, but cannot extend beyond the complimentary subscription period for remote features. To activate, go to www.att.com/ford. ³Available on select series. Restrictions may apply. See your dealer for details. ⁴Available on XL only. ⁵Visit fleet.ford.com for complete package content. ⁶Based on 2021 model-year ratings.


2022
FORD TRANSIT
CONNECT®
PASSENGER WAGON

Small Vans Class
Models: XL, XLT, Titanium




Transit Connect Titanium Passenger Wagon. Blue Metallic. Available equipment.

EXTERIOR COLORS³



INTERIOR COLORS³



STANDARD FEATURES

| | |
|--|--|
| 4-way adjustable and collapsible steering column | Front-wheel drive (FWD) |
| 12V powerpoints (3) | Full-size spare wheel and tire |
| AdvanceTrac™ with RSC® (Roll Stability Control™) with Side-Wind Stabilization | Heavy-duty battery – 80-amp |
| Airbags – Driver and front-passenger front, front-seat side, and Safety Canopy® System | LWB (long wheelbase) |
| EcoMode and EcoCoach | Reverse Sensing System |
| Electric power-assisted steering | Seats – 6-way manual driver/4-way manual front-passenger with fold-flat back |
| Engine – 2.0L GDI I-4 gas with Auto Start-Stop Technology | Seats – Fold-flat bucket 2nd-row |
| FordPass™ Connect ¹ with 4G LTE Wi-Fi hotspot capability ² | Seats – 2-passenger fold-flat 3rd-row |
| Front and rear manual climate control | SecuriLock® Passive Anti-Theft System |
| Front independent MacPherson-strut suspension with stabilizer bar and rear twist-beam | Tire Pressure Monitoring System (TPMS; excludes spare) |
| | Transmission – 8-speed SelectShift® automatic |

FORD CO-PILOT360™ TECHNOLOGY

STANDARD FEATURES:

| |
|--|
| Autolamp (Automatic On/Off Headlamps) (XL) |
| Ford Co-Pilot360 (XLT, Titanium) – Auto High-Beam Headlamps • BLIS® (Blind Spot Information System) with Cross-Traffic Alert • Lane Keeping Aid • Pre-Collision Assist with Automatic Emergency Braking (AEB) (includes Forward Collision Warning and Dynamic Brake Support) • Rear View Camera Pre-Collision Assist with Automatic Emergency Braking (AEB) (XL) |
| Rain-Sensing Windshield Wipers |
| Rear View Camera (XL) |

AVAILABLE FEATURES

| | |
|--|--|
| Adaptive cornering fog lamps | Roof-rack side rails |
| Adaptive Cruise Control (includes Lane-Keeping System) | Roof-rack with crossbars |
| Cargo net kit – Vertical | Seat – 6-way power, heated, leather-trimmed driver's |
| Dual-zone electronic automatic temperature control | Seats – 2nd-row bench |
| Engine – 2.5L iVCT I-4 gas with 6-speed SelectShift automatic transmission | Spare key fobs (2) |
| Engine block heater | SYNC® 3 |
| Forward Sensing System | Wireless charging pad |
| HID headlamps | |
| Mid-vehicle, aircraft-style overhead storage | |
| Mirrors – Power-adjustable, power-folding, heated sideview | |
| MyKey® | |
| Remote Start System | |

AVAILABLE PACKAGES⁵

| | |
|--|-------------------------------|
| CNG/Propane Gaseous Engine Prep Package (XL LWB) (98G) | Upfitter Wiring Harness (86G) |
| Smoker's Package (94B) | XLT Premium Package (47G) |
| Trailer Tow Package with Trailer Sway Control (53T) | |

DIMENSIONS & CAPACITIES

| EXTERIOR (in.) | | LWB |
|---------------------------------------|---|--------------------|
| Length | | 190.0 |
| Wheelbase | | 120.6 |
| Width (including mirrors) | | 84.1 |
| Height (excluding options) | | 71.6 |
| INTERIOR (in.) | | |
| 1st Row | | |
| Head room | | 46.9 |
| Leg room (max.) | | 42.3 |
| Hip room | | 54.2 |
| Shoulder room | | 57.6 |
| 2nd Row | | |
| Head room | | 45.7 |
| Leg room | | 37.6 |
| Hip room | | 58.3 |
| Shoulder room | | 58.5 |
| 3rd Row | | |
| Head room | | 41.9 |
| Leg room | | 35.0 |
| Hip room | | 47.0 |
| Shoulder room | | 56.3 |
| CAPACITIES (cu. ft.) | | |
| Overall passenger volume | | 167.1 |
| Cargo volume | Behind 1st row with rear seat(s) folded | 106.0 |
| | Behind 2nd row | 60.1 |
| | Behind 3rd row (in designated position) | 16.3 |
| | Behind 3rd row (most forward) | 24.9 |
| Fuel capacity (gal.) | | 15.8 |
| Seating | | 5-7 |
| Payload (max.) (lbs.) | | 1,435 ⁶ |
| Curb weight (max.) (lbs.) | | 4,029 ⁶ |
| GVWR (max.) (lbs.) | | 5,420 ⁶ |
| Turning diameter (ft.) – Curb-to-curb | | 40.0 |

¹FordPass Connect, the FordPass App, and complimentary Connected Service are required for remote features (see FordPass Terms for details). Connected service and features depend on compatible AT&T network availability. Evolving technology/cellular networks/vehicle capability may limit functionality and prevent operation of connected features. Connected service excludes Wi-Fi hotspot. FordPass App, compatible with select smartphone platforms, is available via download. Message and data rates may apply. ²Wi-Fi hotspot includes complimentary wireless data trial that begins upon AT&T activation and expires at the end of 3 months or when 3GB of data is used, whichever comes first, but cannot extend beyond the complimentary subscription period for remote features. To activate, go to www.att.com/ford. ³Available on select series. Restrictions may apply. See your dealer for details. ⁴Available on XL only. ⁵Visit fleet.ford.com for complete package content. ⁶Based on 2021 model-year ratings.

2021
FORD TRANSIT®
CARGO VAN

Full-Size Vans Class

Models: Transit-150, Transit-250,
Transit-350, Transit-350 HD




Transit-150 MR Long Length Cargo Van. Oxford White. Available equipment.

EXTERIOR COLORS⁴



INTERIOR COLORS⁴



Available and aftermarket upfit equipment.



Available and aftermarket upfit equipment.



Available and aftermarket upfit equipment.

STANDARD FEATURES

| |
|--|
| 2 USB ports in 1st row |
| 12V powerpoints (2) |
| AdvanceTrac™ with RSC® (Roll Stability Control™) with Side-Wind Stabilization |
| Airbags – Driver and front-passenger front, front-seat side, and Safety Canopy® System with side-curtain airbags |
| Alternator – 250-amp |
| Door – Sliding passenger-side |
| Engine – 3.5L PFDi V6 |
| Flooring – Vinyl front |
| FordPass™ Connect ¹ with 4G LTE Wi-Fi hotspot capability ² |

| |
|---|
| Mirrors – Power-adjustable short-arm sideview |
| Rear recovery eye |
| Remote Keyless Entry System |
| SecuriLock® Passive Anti-Theft System |
| SOS Post-Crash Alert System™ |
| Tilt/telescoping steering column |
| Tire Pressure Monitoring System (TPMS; excludes spare) |
| Transmission – 10-speed SelectShift® automatic with overdrive |

FORD CO-PILOT360™ TECHNOLOGY

STANDARD FEATURES:

| |
|---------------------------|
| Auto High-Beam Headlamps |
| Forward Collision Warning |
| Hill Start Assist |
| Lane-Keeping System |
| Post-Collision Braking |

| |
|---|
| Pre-Collision Assist with Automatic Emergency Braking (AEB) |
| Rain-Sensing Windshield Wipers |
| Rear View Camera with Trailer Hitch Assist |

AVAILABLE FEATURES

| |
|---|
| 3 lengths: Regular, Long and Extended-Length |
| 3 roof heights: LR, MR and HR ³ |
| 110V/400W AC power outlet |
| Adaptive Cruise Control |
| Adjustable Speed Limiting Device (ASLD) |
| All-Wheel Drive (AWD) |
| Alternator – Dual |
| Autolamp (Automatic On/Off Headlamps) |
| BLIS® (Blind Spot Information System) with Cross-Traffic Alert and Trailer Coverage |
| Doors – Power-sliding side (MR, HR) |
| DRW (dual rear wheels) |
| Engine – 3.5L EcoBoost® V6 with Auto Start-Stop Technology |
| Engine hour meter |
| Enhanced Active Park Assist |
| Extended-range fuel tank (31 gallons; Long and Extended-Length) |
| Flooring – Heavy-duty cargo |
| Heavy-duty front axle |

| |
|--|
| Programmable battery guard/enhanced cutoff relay |
| Reverse Sensing System |
| Side Sensing System |
| SYNC® 3 with 6.5" LCD capacitive touchscreen with AppLink®, 911 Assist® and 2 smart-charging USB ports |
| Trailer brake controller (TBC) |
| Trailer wiring provisions |
| Upfitter Interface Module |
| Vehicle Maintenance Monitor |

FLEET EXCLUSIVES

| |
|--|
| Daytime running lamps |
| Decal (up to 15-, 25-, 45-, 70- or 95-sq.-ft.) |
| Sideview mirrors delete |
| Smart Acceleration Truncation |
| Speed limitation (65-, 70- or 75-mph governed top speed options) |

AVAILABLE PACKAGES⁷

| |
|--|
| Adventure Prep Package (47N) |
| Ambulance Prep Package (47B) |
| Auxiliary Heater/AC Prep Package (62C) |
| Auxiliary Heater Prep Package (62A) |
| Exterior Upgrade Package (18D/18L) |
| Heavy-Duty Scuff Plate Kit (85B) |
| Heavy-Duty Trailer Tow Package (53B) |

| |
|--------------------------------------|
| Interior Upgrade Package (96C) |
| Load Area Protection Package (96D) |
| Modified Vehicle Wiring System (53K) |
| Parcel Delivery Package (47G) |
| RV Prep Package (47D) |
| Scuff Plate Kit (85A) |
| Upfitter Package (67C) |

DIMENSIONS & CAPACITIES

| Low Roof (LR) | Wheelbase (in.) | Overall Height (in.) | Overall Length (in.) | Cargo Volume (cu. ft.) |
|---|-----------------|----------------------|----------------------|------------------------|
| Transit-150/250/350 | 129.9 | 82.2 | 219.9 | 246.7 |
| Transit-150/250/350 | 147.6 | 82.9 | 237.6 | 277.7 |
| Medium Roof (MR) | | | | |
| Transit-150/250/350 | 129.9 | 99.1 | 217.8 | 315.2 |
| Transit-150/250/350 | 147.6 | 101.3 | 235.5 | 357.1 |
| High Roof (HR) | | | | |
| Transit-250/350 | 147.6 | 109.6 | 235.5 | 404.3 |
| Transit-250 Extended-Length/350 Extended-Length | 147.6 | 110.4 | 263.9 | 487.3 |
| Transit-350 HD Extended-Length (DRW) | 147.6 | 110.4 | 263.9 | 487.3 |

CAPABILITIES⁸ (lbs.)

| | Max. GVWR |
|---|---------------------|
| Transit-150 LR/MR | 8,670 |
| Transit-250 LR/MR/HR/HR Extended-Length | 9,070 |
| Transit-350 LR/MR/HR/HR Extended-Length | 9,500 |
| Transit-350 HD HR Extended-Length (DRW) | 9,950/10,360/11,000 |

ENGINES

| | 3.5L PFDi V6 | 3.5L EcoBoost V6 (AWD) with Auto Start-Stop Technology | 3.5L EcoBoost V6 (RWD) with Auto Start-Stop Technology |
|------------------------|--------------|--|--|
| Horsepower (hp @ rpm) | 275 @ 6,250 | 295 @ 5,000 | 310 @ 5,000 |
| Torque (lb.-ft. @ rpm) | 260 @ 4,000 | 375 @ 2,500 | 400 @ 2,500 |

Horsepower and torque are independent attributes and may not be achieved simultaneously.

¹FordPass Connect, the FordPass App, and complimentary Connected Service are required for remote features (see FordPass Terms for details). Connected service and features depend on compatible AT&T network availability. Evolving technology/cellular networks/vehicle capability may limit functionality and prevent operation of connected features. Connected service excludes Wi-Fi hotspot. FordPass App, compatible with select smartphone platforms, is available via download. Message and data rates may apply. ²Wi-Fi hotspot includes complimentary wireless data trial that begins upon AT&T activation and expires at the end of 3 months or when 3GB of data is used, whichever comes first, but cannot extend beyond the complimentary subscription period for remote features. To activate, go to www.att.com/ford. ³HR not available on Transit-150. ⁴Available on select series. Restrictions may apply. See your dealer for details. ⁵Fleet only. ⁶New for 2021. ⁷Visit fleet.ford.com for complete package content. ⁸Maximum capabilities shown are for properly equipped base vehicles with required equipment and a 150-lb. driver and vary based on cargo, vehicle configuration, accessories and number of passengers. See label on door jamb for carrying capacity of a specific vehicle. For additional information, see your Ford Dealer.

2021

FORD TRANSIT®

CREW VAN

Full-Size Vans Class

Models: Transit-150, Transit-250,
Transit-350, Transit-350 HD



STANDARD FEATURES

| |
|--|
| 2 USB ports in 1st row |
| 12V powerpoints (2) |
| AdvanceTrac™ with RSC® (Roll Stability Control™) with Side-Wind Stabilization |
| Airbags – Driver and front-passenger front, front-seat side, and Safety Canopy® System with side-curtain airbags for both rows |
| Alternator – 250-amp |
| Door – Sliding passenger-side |
| Engine – 3.5L PFDi V6 |
| Flooring – Vinyl |
| FordPass™ Connect¹ with 4G LTE Wi-Fi hotspot capability² |

FORD CO-PILOT360™ TECHNOLOGY

| |
|---------------------------|
| STANDARD FEATURES: |
| Auto High-Beam Headlamps |
| Forward Collision Warning |
| Hill Start Assist |
| Lane-Keeping System |

AVAILABLE FEATURES

| |
|---|
| 3 lengths: Regular, Long and Extended-Length |
| 3 roof heights: LR, MR and HR³ |
| 110V/400W AC power outlet |
| Adaptive Cruise Control |
| Adjustable Speed Limiting Device (ASLD) |
| All-Wheel Drive (AWD) |
| Alternator – Dual |
| Autolamp (Automatic On/Off Headlamps) |
| BLIS® (Blind Spot Information System) with Cross-Traffic Alert and Trailer Coverage |
| Doors – Power-sliding side (MR, HR) |
| DRW (dual rear wheels) |
| Engine – 3.5L EcoBoost® V6 with Auto Start-Stop Technology |
| Engine hour meter |
| Enhanced Active Park Assist |
| Extended-range fuel tank (31 gallons; Long and Extended-Length) |
| Flooring – Heavy-duty composite |

| |
|---|
| Mirrors – Power-adjustable short-arm sideview |
| Rear recovery eye |
| Remote Keyless Entry System |
| Seating – 5-passenger with triple-wide 2nd-row seat |
| SecuriLock® Passive Anti-Theft System |
| SOS Post-Crash Alert System™ |
| Tire Pressure Monitoring System (TPMS; excludes spare) |
| Transmission – 10-speed SelectShift® automatic with overdrive |
| Windows – Fixed rear-cargo-door and 2nd-row glass |

| |
|---|
| Post-Collision Braking |
| Pre-Collision Assist with Automatic Emergency Braking (AEB) |
| Rain-Sensing Windshield Wipers |
| Rear View Camera with Trailer Hitch Assist |

| |
|--|
| Heavy-duty front axle |
| Programmable battery guard/enhanced cutoff relay |
| Reverse Sensing System |
| Side Sensing System |
| SYNC® 3 with 6.5" LCD capacitive touchscreen with AppLink®, 911 Assist® and 2 smart-charging USB ports |
| Trailer brake controller (TBC) |
| Trailer wiring provisions |
| Upfitter Interface Module |
| Vehicle Maintenance Monitor |

FLEET EXCLUSIVES

| |
|--|
| Daytime running lamps |
| Decal (up to 15-, 25-, 45-, 70- or 95-sq.-ft.) |
| Sideview mirrors delete |
| Smart Acceleration Truncation |
| Speed limitation (65-, 70- or 75-mph governed top speed options) |

EXTERIOR COLORS⁴

| | | | |
|-----------------------|--------------------------|----------------------|---------------------------|
| | | | |
| Oxford White | School Bus Yellow⁵ | Race Red | Blue Jeans Metallic |
| | | | |
| Ingot Silver Metallic | Avalanche Gray Metallic⁶ | Abyss Gray Metallic⁶ | Carbonized Gray Metallic⁶ |
| | | | |
| Agate Black Metallic | | | |

INTERIOR COLORS⁴

| | |
|-------------------|-------|
| | |
| Dark Palazzo Gray | Ebony |

AVAILABLE PACKAGES⁷

| | |
|--|--------------------------------------|
| Adventure Prep Package (47N) | Heavy-Duty Trailer Tow Package (53B) |
| Auxiliary Heater/AC Prep Package (62C) | Modified Vehicle Wiring System (53K) |
| Auxiliary Heater Prep Package (62A) | Upfitter Package (67C) |
| Exterior Upgrade Package (18D/18L) | |

DIMENSIONS & CAPACITIES

| Low Roof (LR) | Wheelbase (in.) | Overall Height (in.) | Overall Length (in.) | Cargo Volume (cu. ft.; behind 2nd row) |
|---|-----------------|----------------------|----------------------|--|
| Transit-150/250/350 | 129.9 | 82.2 | 219.9 | 158.4 |
| Transit-150/250/350 | 147.6 | 82.6 | 237.6 | 204.7 |
| Medium Roof (MR) | | | | |
| Transit-150/250/350 | 129.9 | 99.1 | 217.8 | 220.4 |
| Transit-150/250/350 | 147.6 | 100.3 | 235.5 | 263.4 |
| High Roof (HR) | | | | |
| Transit-250/350 | 147.6 | 109.2 | 235.5 | 300.2 |
| Transit-250 Extended-Length/350 Extended-Length | 147.6 | 110.2 | 263.9 | 383.8 |
| Transit-350 HD Extended-Length (DRW) | 147.6 | 110.2 | 263.9 | 383.8 |

CAPABILITIES⁸ (lbs.)

| | |
|---|--------------|
| | Max. GVWR |
| Transit-150 LR/MR | 8,670 |
| Transit-250 LR/MR/HR | 9,070 |
| Transit-350 LR/MR/HR | 9,250/9,500 |
| Transit-350 HD HR Extended-Length (DRW) | 9,950/10,360 |

ENGINES

| | | | |
|------------------------|--------------|--|--|
| | 3.5L PFDi V6 | 3.5L EcoBoost V6 (AWD) with Auto Start-Stop Technology | 3.5L EcoBoost V6 (RWD) with Auto Start-Stop Technology |
| Horsepower (hp @ rpm) | 275 @ 6,250 | 295 @ 5,000 | 310 @ 5,000 |
| Torque (lb.-ft. @ rpm) | 260 @ 4,000 | 375 @ 2,500 | 400 @ 2,500 |

Horsepower and torque are independent attributes and may not be achieved simultaneously.

¹FordPass Connect, the FordPass App, and complimentary Connected Service are required for remote features (see FordPass Terms for details). Connected service and features depend on compatible AT&T network availability. Evolving technology/cellular networks/vehicle capability may limit functionality and prevent operation of connected features. Connected service excludes Wi-Fi hotspot. FordPass App, compatible with select smartphone platforms, is available via download. Message and data rates may apply. ²Wi-Fi hotspot includes complimentary wireless data trial that begins upon AT&T activation and expires at the end of 3 months or when 3GB of data is used, whichever comes first, but cannot extend beyond the complimentary subscription period for remote features. To activate, go to www.att.com/ford. ³HR not available on Transit-150. ⁴Available on select series. Restrictions may apply. See your dealer for details. ⁵Fleet only. ⁶New for 2021. ⁷Visit fleet.ford.com for complete package content. ⁸Maximum capabilities shown are for properly equipped base vehicles with required equipment and a 150-lb. driver and vary based on cargo, vehicle configuration, accessories and number of passengers. See label on door jamb for carrying capacity of a specific vehicle. For additional information, see your Ford Dealer.

2021
FORD TRANSIT®
PASSENGER VAN

Full-Size Vans Class

Models: Transit-150 XL, Transit-150 XLT,
Transit-350 XL, Transit-350 XLT,
Transit-350 HD XL,
Transit-350 HD XLT



Transit-350 HD XLT HR Extended-Length DRW Passenger Van. Agate Black Metallic. Available equipment.

EXTERIOR COLORS⁴

Oxford White

School Bus Yellow⁵

Race Red

Blue Jeans Metallic

Ingot Silver Metallic

Avalanche Gray Metallic⁶

Abyss Gray Metallic⁶

Carbonized Gray Metallic⁶

Agate Black Metallic

INTERIOR COLORS⁴

Dark Palazzo Gray

Ebony



Cargo and load capacity limited by weight and weight distribution.

STANDARD FEATURES

- 2 USB ports in 1st row
- Up to 4 additional USB ports behind 1st row (1 in each row; depending on seating configuration)
- 12V powerpoints (2)
- AdvanceTrac™ with RSC® (Roll Stability Control™) with Side-Wind Stabilization
- Airbags – Driver and front-passenger front, front-seat side, and Safety Canopy® System with side-curtain airbags
- Alternator – 250-amp
- Cruise control (XLT)
- Door – Sliding passenger-side
- Engine – 3.5L PFDi V6

- FordPass™ Connect¹ with 4G LTE Wi-Fi hotspot capability²
- Halogen headlamps
- Heavy-duty front axle
- Mirrors – Power-adjustable, power-folding, short-arm sideview
- Remote Keyless Entry System
- SOS Post-Crash Alert System™
- Tilt/telescoping steering column
- Tire Pressure Monitoring System (TPMS; excludes spare)
- Transmission – 10-speed SelectShift® automatic with overdrive

FORD CO-PILOT360™ TECHNOLOGY

STANDARD FEATURES:

- Auto High-Beam Headlamps
- Autolamp (Automatic On/Off Headlamps) (XLT)
- BLIS® (Blind Spot Information System) with Cross-Traffic Alert and Trailer Coverage (XLT)
- Forward Collision Warning
- Hill Start Assist
- Lane-Keeping System

- Post-Collision Braking
- Pre-Collision Assist with Automatic Emergency Braking (AEB)
- Rain-Sensing Windshield Wipers
- Rear View Camera with Trailer Hitch Assist
- Reverse Sensing System (XLT)
- Side Sensing System (XLT)

AVAILABLE FEATURES

- 3 lengths: Regular, Long and Extended-Length
- 3 roof heights: LR, MR and HR³
- Adaptive Cruise Control
- Adjustable Speed Limiting Device (ASLD)
- All-Wheel Drive (AWD)
- Alternator – Dual
- Autolamp (Automatic On/Off Headlamps) (XL)
- BLIS (Blind Spot Information System) with Cross-Traffic Alert and Trailer Coverage (XL)
- Doors – 60/40 swing-out passenger-side (LR)
- Doors – Power-sliding side (MR, HR)
- DRW (dual rear wheels)
- Engine – 3.5L EcoBoost® V6 with Auto Start-Stop Technology
- Engine hour meter
- Extended-range fuel tank (31 gallons; Long and Extended-Length)

- Programmable battery guard/enhanced cutoff relay
- Reverse Sensing System (XL)
- SYNC® 3 with 6.5" LCD capacitive touchscreen with AppLink®, 911 Assist® and 2 smart-charging USB ports
- Trailer wiring provisions
- Upfitter Interface Module
- Vehicle Maintenance Monitor

FLEET EXCLUSIVES

- Daytime running lamps
- Decal (up to 15-, 25-, 45-, 70- or 95-sq.-ft.)
- Smart Acceleration Truncation
- Speed limitation (65-, 70- or 75-mph governed top speed options)

AVAILABLE PACKAGES⁷

| | |
|--|--------------------------------------|
| Auxiliary Heater/AC Prep Package (62C) | Heavy-Duty Trailer Tow Package (53B) |
| Auxiliary Heater Prep Package (62A) | Livery Package (47L) |
| Builder's Prep Package (47E) | Modified Vehicle Wiring System (53K) |
| Exterior Upgrade Package (standard on XLT) (18D/18L) | Upfitter Package (67C) |

DIMENSIONS & CAPACITIES

| Low Roof (LR) | Wheelbase (in.) | Overall Height (in.) | Overall Length (in.) | Seating |
|--------------------------------------|-----------------|----------------------|----------------------|--------------|
| Transit-150 | 129.9 | 82.2 | 219.9 | 2/8/10 |
| Transit-350 | 147.6 | 82.9 | 237.6 | 2/12/14/15 |
| Medium Roof (MR) | | | | |
| Transit-150 | 129.9 | 98.7 | 217.8 | 2/5/8/10 |
| Transit-350 | 147.6 | 99.8 | 235.5 | 2/8/12/14/15 |
| High Roof (HR) | | | | |
| Transit-350 | 147.6 | 109.6 | 235.5 | 2/8/12/14/15 |
| Transit-350 HD Extended-Length (DRW) | 147.6 | 109.4 | 263.9 | 2/10/14/15 |

CAPABILITIES⁸ (lbs.)

| | Max. GVWR |
|---|-----------|
| Transit-150 LR/MR | 8,550 |
| Transit-350 LR/MR/HR | 9,550 |
| Transit-350 HD HR Extended-Length (DRW) | 10,360 |

ENGINES

| | 3.5L PFDi V6 | 3.5L EcoBoost V6 (AWD) with Auto Start-Stop Technology | 3.5L EcoBoost V6 (RWD) with Auto Start-Stop Technology |
|------------------------|--------------|--|--|
| Horsepower (hp @ rpm) | 275 @ 6,250 | 295 @ 5,000 | 310 @ 5,000 |
| Torque (lb.-ft. @ rpm) | 260 @ 4,000 | 375 @ 2,500 | 400 @ 2,500 |

Horsepower and torque are independent attributes and may not be achieved simultaneously.

¹FordPass Connect, the FordPass App, and complimentary Connected Service are required for remote features (see FordPass Terms for details). Connected service and features depend on compatible AT&T network availability. Evolving technology/cellular networks/vehicle capability may limit functionality and prevent operation of connected features. Connected service excludes Wi-Fi hotspot. FordPass App, compatible with select smartphone platforms, is available via download. Message and data rates may apply. ²Wi-Fi hotspot includes complimentary wireless data trial that begins upon AT&T activation and expires at the end of 3 months or when 3GB of data is used, whichever comes first, but cannot extend beyond the complimentary subscription period for remote features. To activate, go to www.att.com/ford. ³HR not available on Transit-150. ⁴Available on select series. Restrictions may apply. See your dealer for details. ⁵Fleet only. ⁶New for 2021. ⁷Visit fleet.ford.com for complete package content. ⁸Maximum capabilities shown are for properly equipped base vehicles with required equipment and a 150-lb. driver and vary based on cargo, vehicle configuration, accessories and number of passengers. See label on door jamb for carrying capacity of a specific vehicle. For additional information, see your Ford Dealer.

2021

FORD TRANSIT[®]

CUTAWAY &
CHASSIS CAB

Full-Size Vans Class

Models: Transit-250, Transit-350,
Transit-350 HD



STANDARD FEATURES

| |
|--|
| 2 USB ports |
| 12V powerpoints (2) |
| 25-gallon fuel tank capacity |
| AdvanceTrac [™] with RSC [®] (Roll Stability Control [™]) with Side-Wind Stabilization |
| Airbags – Driver and front-passenger front, front-seat side, and Safety Canopy [®] System with side-curtain airbags |
| Alternator – 250-amp |
| Back-of-cab window (Chassis Cab) |
| Engine – 3.5L PFDi V6 |

FORD CO-PILOT360[™] TECHNOLOGY

| |
|---------------------------|
| STANDARD FEATURES: |
| Auto High-Beam Headlamps |
| Forward Collision Warning |
| Hill Start Assist |
| Lane-Keeping System |

AVAILABLE FEATURES

| |
|--|
| 110V/150W AC power outlet |
| Adaptive Cruise Control |
| Adjustable Speed Limiting Device (ASLD) |
| All-Wheel Drive (AWD) |
| Alternator – Dual |
| Autolamp (Automatic On/Off Headlamps) (Cutaway) |
| Cruise control |
| DRW (dual rear wheels) |
| Engine – 3.5L EcoBoost [®] V6 with Auto Start-Stop Technology |
| Engine block heater |
| Engine hour meter |
| Enhanced Frontal Area Limitation |
| Extended-range fuel tank (31 gallons; Long and Extended-Length) |
| Front and rear split-view cameras |
| Heavy-duty front axle |

| |
|--|
| Flooring – Vinyl front |
| FordPass [™] Connect ¹ with 4G LTE Wi-Fi hotspot capability ² |
| Remote Keyless Entry System |
| Roof height – LR |
| Roof marker lamps |
| SOS Post-Crash Alert System [™] |
| Tilt/telescoping steering column |
| Tire Pressure Monitoring System (TPMS; excludes available spare) |
| Transmission – 10-speed SelectShift [®] automatic with overdrive |

| |
|---|
| Post-Collision Braking |
| Pre-Collision Assist with Automatic Emergency Braking (AEB) |
| Rain-Sensing Windshield Wipers |

| |
|---|
| Programmable battery guard/enhanced cutoff relay |
| Push-down manual parking brake (Cutaway) |
| Running boards |
| Safety glass (Cutaway) |
| SYNC [®] 3 with 6.5" LCD capacitive touchscreen with AppLink [®] , 911 Assist [®] and 2 smart-charging USB ports |
| Trailer brake controller (TBC) |
| Trailer wiring provisions |
| Upfitter Interface Module |
| Vehicle Maintenance Monitor |

FLEET EXCLUSIVES

| |
|--|
| Daytime running lamps |
| Smart Acceleration Truncation |
| Speed limitation (65-, 70- or 75-mph governed top speed options) |

EXTERIOR COLORS³

| | | | |
|-----------------------|--------------------------------------|----------------------------------|---------------------------------------|
| | | | |
| Oxford White | School Bus Yellow ⁴ | Race Red | Blue Jeans Metallic |
| | | | |
| Ingot Silver Metallic | Avalanche Gray Metallic ⁵ | Abyss Gray Metallic ⁵ | Carbonized Gray Metallic ⁵ |
| | | | |
| Agate Black Metallic | | | |

INTERIOR COLORS³

| | |
|-------------------|-------|
| | |
| Dark Palazzo Gray | Ebony |

AVAILABLE PACKAGES⁶

| | |
|---|---|
| Ambulance Prep Package – Cutaway only (47F) | Parcel Delivery Package – Cutaway only (47G) |
| Auxiliary Heater/AC Prep Package (62C) | Radio Prep Package (58T) |
| Auxiliary Heater Prep Package (62A) | Right-Hand Door Delete Package – Cutaway only (60X) |
| Exterior Upgrade Package (18D/18L) | School Bus Prep Package – Cutaway only (47C) |
| Interior Upgrade Package (47A) | Shuttle Bus Prep Package – Cutaway only (47S) |
| Motorhome Prep Package – Cutaway only (47M) | Upfitter Package (67C) |
| Multifunctional School Activity Bus Prep Package – Cutaway only (47Q) | |

DIMENSIONS & CAPACITIES

| | Wheelbase (in.) | Cab to Rear Axle (CA) (in.) | Rear Axle to End of Frame (in.) |
|--|-----------------|-----------------------------|---------------------------------|
| Transit-250 Cutaway/Chassis Cab | 138.0 | 82.6 | 45.1 |
| Transit-350 Cutaway/Chassis Cab | 138.0 | 82.6 | 45.1 |
| Transit-350 HD Cutaway/Chassis Cab (DRW) | 138.0 | 82.6 | 45.1 |
| Transit-250 Cutaway/Chassis Cab | 155.7 | 100.3 | 45.1 |
| Transit-350 Cutaway/Chassis Cab | 155.7 | 100.3 | 45.1 |
| Transit-350 HD Cutaway/Chassis Cab (DRW) | 155.7 | 100.3 | 45.1 |
| Transit-350 HD Cutaway/Chassis Cab (DRW) | 178.0 | 122.6 | 45.1 |

CAPABILITIES⁷ (lbs.)

| | Driveline | Max. GVWR |
|------------------------------------|-----------|---------------|
| Transit-250 Cutaway/Chassis Cab | SRW | 9,070 |
| Transit-350 Cutaway/Chassis Cab | SRW | 9,500 |
| Transit-350 HD Cutaway/Chassis Cab | DRW | 9,950 |
| Transit-350 HD Cutaway/Chassis Cab | DRW | 10,360/11,000 |

ENGINES

| | 3.5L PFDi V6 | 3.5L EcoBoost V6 (AWD) with Auto Start-Stop Technology | 3.5L EcoBoost V6 (RWD) with Auto Start-Stop Technology |
|------------------------|--------------|--|--|
| Horsepower (hp @ rpm) | 275 @ 6,250 | 295 @ 5,000 | 310 @ 5,000 |
| Torque (lb.-ft. @ rpm) | 260 @ 4,000 | 375 @ 2,500 | 400 @ 2,500 |

Horsepower and torque are independent attributes and may not be achieved simultaneously.

¹FordPass Connect, the FordPass App, and complimentary Connected Service are required for remote features (see FordPass Terms for details). Connected service and features depend on compatible AT&T network availability. Evolving technology/cellular networks/vehicle capability may limit functionality and prevent operation of connected features. Connected service excludes Wi-Fi hotspot. FordPass App, compatible with select smartphone platforms, is available via download. Message and data rates may apply. ²Wi-Fi hotspot includes complimentary wireless data trial that begins upon AT&T activation and expires at the end of 3 months or when 3GB of data is used, whichever comes first, but cannot extend beyond the complimentary subscription period for remote features. To activate, go to www.att.com/ford. ³Available on select series. Restrictions may apply. See your dealer for details. ⁴Fleet only. ⁵New for 2021. ⁶Visit fleet.ford.com for complete package content. ⁷Maximum capabilities shown are for properly equipped base vehicles with required equipment and a 150-lb. driver and vary based on cargo, vehicle configuration, accessories and number of passengers. See label on door jamb for carrying capacity of a specific vehicle. For additional information, see your Ford Dealer.

2022
FORD E-SERIES®
CUTAWAY &
STRIPPED CHASSIS

Full-Size Van-Based Chassis Cabs Class

Models: E-350 Cutaway,
E-350 Stripped Chassis,
E-450 Cutaway,
E-450 Stripped Chassis



E-450 Cutaway. Oxford White. Available and aftermarket upfit equipment.

EXTERIOR COLORS³

| | | |
|---------------------|--------------------------------|-----------------------|
| | | |
| Oxford White | School Bus Yellow ⁴ | Race Red |
| | | |
| Green Gem Metallic | Blue Jeans Metallic | Ingot Silver Metallic |
| | | |
| Stone Gray Metallic | Magnetic Metallic | Agate Black Metallic |

INTERIOR COLORS³

| | |
|---------------|--------------|
| | |
| Medium Pebble | Medium Flint |

STANDARD FEATURES

| |
|--|
| 3-point safety belts with height-adjustable D-rings (Cutaway) |
| 40-gallon fuel tank capacity (aft-of-axle) |
| 4G LTE embedded modem with Wi-Fi hotspot capability ^{1,2} |
| Airbags – Driver and front-passenger front (Cutaway) |
| Air conditioning delete (Stripped Chassis) |
| Alternator – 210-amp |
| Audio – Bluetooth® capable AM/FM stereo with USB port |
| Autolamp (Automatic On/Off Headlamps) |
| Battery – Heavy-duty (78-amp hour) |

| |
|---|
| Brakes – Bosch® HydroBoost® hydraulic brake system with traction control |
| Daytime running lamps (configurable) |
| Electronic Stability Control |
| Engine – 7.3L V8 Premium |
| Modified vehicle wiring kit and system |
| Seats – High-back buckets with vinyl trim and inboard armrests (Cutaway) |
| Tire Pressure Monitoring System (TPMS; excludes spare; SRW) |
| Transmission – 6-speed TorqShift® automatic with overdrive and tow/haul mode with Hill Start Assist |

AVAILABLE FEATURES

| |
|--|
| 55-gallon fuel tank capacity (standard on E-450) |
| 110V/150W AC power outlet |
| Airbag – Passenger-side front delete |
| Alternator – 240-amp |
| Alternator – 240-/157-amp dual |
| Auxiliary heater |
| Batteries – Dual heavy-duty (Cutaway) |
| Cruise control |
| Daytime running lamps (non-configurable) |
| Engine – 7.3L V8 Economy |
| Engine block heater |
| Flex Fuel (E85) capability |
| High-capacity upfitter switches (4) |

| |
|---|
| Mirrors – Telescoping manual sideview with integrated auxiliary mirrors |
| Camera (Cutaway) |
| Remote Keyless Entry System (Cutaway) |
| SecuriLock® Passive Anti-Theft System |
| Tire Pressure Monitoring System (TPMS; excludes spare; DRW) (DRW TPMS included with Motorhome Prep Package) |
| Upfitter Interface Module |

FLEET EXCLUSIVES

| |
|---|
| Engine console cover delete |
| Front max. GAWR |
| Speed limitation (65- or 75-mph governed top speed options) |

AVAILABLE PACKAGES⁵

| |
|---|
| Ambulance Prep Package (47H) |
| Auxiliary Heater and AC Connector Package with rear fan controls (57X) |
| Auxiliary Heater and AC Connector Package without rear fan controls (57L) |
| Driver-Assist Technology Package (526) |
| High-Series Exterior Upgrade Package (18A) |
| Insulation Package (552) |
| Interior Upgrade Package (18C) |
| Motorhome Prep Package (47R) |

| |
|--|
| Multifunctional School Activity Bus Prep Package (47J) |
| Power Windows and Locks Group (903) |
| Radio Prep Packages (58B, 58C) (late availability) |
| Radio Prep Packages (58F, 58W) |
| Right-Hand Door Delete Package (60X) |
| School Bus Prep Package (47S) |
| Shuttle Bus Prep Package (47B) |

CAPABILITIES⁶ (lbs.)

| | | Wheelbase | | | | | | |
|------------------------|--------------|----------------------------|----------------------------|----------------------------|-------------------------|-------------------------|-------------------------|-------------------------|
| | | 138" SRW (Premium/Economy) | 138" DRW (Premium/Economy) | 158" SRW (Premium/Economy) | 158" DRW (7.3L Premium) | 158" DRW (7.3L Economy) | 176" DRW (7.3L Premium) | 176" DRW (7.3L Economy) |
| | | | | | | | | |
| E-350 Cutaway | Max. GVWR | 10,050 | 11,500 | 10,050 | 12,500 | 12,500 | 12,500 | 12,500 |
| | Max. payload | 5,100 | 6,270 | 5,030 | 7,210 | 7,210 | 7,200 | 7,200 |
| E-350 Stripped Chassis | Max. GVWR | — | 11,500 | — | 12,500 | 12,500 | 12,500 | 12,500 |
| | Max. payload | — | 6,870 | — | 7,820 | 7,820 | 7,760 | 7,760 |
| E-450 Cutaway | Max. GVWR | — | — | — | 14,500 | 14,000 | 14,500 | 14,000 |
| | Max. payload | — | — | — | 8,980 | 8,480 | 8,980 | 8,480 |
| E-450 Stripped Chassis | Max. GVWR | — | — | — | 14,500 | 14,000 | 14,500 | 14,000 |
| | Max. payload | — | — | — | 9,690 | 9,190 | 9,640 | 9,140 |

Capabilities shown may vary due to optional features and/or production variability.

ENGINES

| | 7.3L V8 Premium | 7.3L V8 Economy |
|------------------------|-----------------|-----------------|
| Horsepower (hp @ rpm) | 350 @ 3,900 | 300 @ 3,750 |
| Torque (lb.-ft. @ rpm) | 468 @ 3,900 | 425 @ 3,250 |






MAX. GCWR⁷ (lbs.)

| ENGINE | E-350 Cutaway SRW | E-350 Cutaway DRW | E-350 Stripped Chassis | E-450 Cutaway | E-450 Stripped Chassis |
|-----------------|-------------------|-------------------|------------------------|---------------|------------------------|
| 7.3L V8 Premium | 18,500 | 18,500 | 18,500 | 22,000 | 22,000 |
| 7.3L V8 Economy | 13,000 | 17,000 | 17,000 | 18,000 | 18,000 |

Max. trailer weight = GCWR - vehicle GVWR or 10,000 lbs., whichever is less.



¹FordPass Connect, the FordPass App, and complimentary Connected Service are required for remote features (see FordPass Terms for details). Connected service and features depend on compatible AT&T network availability. Evolving technology/cellular networks/vehicle capability may limit functionality and prevent operation of connected features. Connected service excludes Wi-Fi hotspot. FordPass App, compatible with select smartphone platforms, is available via download. Message and data rates may apply. ²Wi-Fi hotspot includes complimentary wireless data trial that begins upon AT&T activation and expires at the end of 3 months or when 3GB of data is used, whichever comes first, but cannot extend beyond the complimentary subscription period for remote features. To activate, go to www.att.com/ford. ³Available on select series. Restrictions may apply. See your dealer for details. ⁴Fleet only. ⁵Visit fleet.ford.com for complete package content. ⁶Maximum capabilities shown are for properly equipped vehicles with required equipment. Payload rating with a 150-lb. driver. Weight of additional options, equipment, passengers and cargo must be deducted from payload weight. For additional information, see your dealer. ⁷Cutaway ratings are based on incomplete vehicles. Final vehicle manufacturer weights and ratings will vary due to upfit and modification requirements.

| | | | | | |
|--|--|--|---|--|--|
| |  |  |  |  |  |
| | 2021 FORD POLICE INTERCEPTOR® UTILITY | 2021 FORD F-150® POLICE RESPONDER® | 2021 FORD F-150 SPECIAL SERVICE VEHICLE | 2021 FORD EXPEDITION®/MAX SPECIAL SERVICE VEHICLE | 2022 FORD TRANSIT® PRISONER TRANSPORT VEHICLE |
| Engines Horsepower (hp @ rpm) Torque (lb.-ft. @ rpm) | 3.3L V6 Hybrid 318 @ 6,500 ² 322 @ 2,500 ² (Standard) 3.0L EcoBoost® V6 400 @ 5,500 ³ 415 @ 3,000 ³ (Available) 3.3L V6 FFV 285 @ 6,500 260 @ 4,000 (Available) | 3.5L EcoBoost V6 400 @ 6,000 500 @ 3,100 (Standard) | 5.0L Ti-VCT V8 FFV 400 @ 6,000 410 @ 4,250 (Standard) 3.5L EcoBoost V6 400 @ 6,000 500 @ 3,100 (Available) 3.5L PowerBoost™ Full Hybrid V6 430 @ 6,000 ² 570 @ 3,000 ² (Available) | 3.5L EcoBoost V6 375 @ 5,000 470 @ 3,500 (Standard) | 3.5L PFDi V6 275 @ 6,250 260 @ 4,000 (Standard) 3.5L EcoBoost V6 (AWD) with Auto Start-Stop Technology 295 @ 5,000 375 @ 2,500 (Available) 3.5L EcoBoost V6 (RWD) with Auto Start-Stop Technology 310 @ 5,000 400 @ 2,500 (Available) |
| Battery (amp hours/CCA) | 80/800 | 80/800 | 70/610 (5.0L Ti-VCT) 70/760 (3.5L EcoBoost), 80/800 (3.5L PowerBoost) | 72/675 | Single – 70/610 (standard), single AGM (absorbent glass mat) – 70/610 (optional), dual heavy-duty AGM – 70/760 (optional) |
| Transmission | 10-speed automatic (police-calibrated) | 10-speed SelectShift® automatic with Selectable Drive Modes | 10-speed SelectShift automatic with Selectable Drive Modes (not available with the 3.5L PowerBoost) HEV electronic 10-speed automatic transmission with Selectable Drive Modes (3.5L PowerBoost only) | 10-speed SelectShift automatic | 10-speed SelectShift automatic with overdrive |
| Braking system | 4-wheel heavy-duty disc with Anti-Lock Brake System (ABS) (police-calibrated) | 4-wheel vented disc with Anti-Lock Brake System (ABS) | 4-wheel vented disc with Anti-Lock Brake System (ABS) | 4-wheel disc with Anti-Lock Brake System (ABS) | 4-wheel disc with Anti-Lock Brake System (ABS) |
| Airbags | Driver and front-passenger dual-stage front airbags in Personal Safety System,™ driver and front-passenger knee airbags, front-seat side airbags, plus Safety Canopy® System (side-curtain airbags) and rollover sensor | Driver and front-passenger dual-stage front airbags in Personal Safety System, front-seat side airbags, plus Safety Canopy System (side-curtain airbags) and rollover sensor | Driver and front-passenger dual-stage front airbags in Personal Safety System, front-seat side airbags, plus Safety Canopy System (side-curtain airbags) and rollover sensor | Driver and front-passenger dual-stage front airbags in Personal Safety System, front-seat side airbags, plus Safety Canopy System (side-curtain airbags) and rollover sensor | Driver and front-passenger front airbags, front-seat side airbags, plus Safety Canopy System (side-curtain airbags) and rollover sensor |
| Wheelbase (in.) | 119.1 | 145.4 | 145.4; 157.2 | 122.5; 131.6 (MAX) | 129.9 (Regular); 147.6 (Long and Extended-Length) |
| Length (in.) | 198.8 | 231.7 | 231.7; 243.5 | 210.0; 221.9 (MAX) | 219.9 (LR Regular); 217.8 (MR Regular); 237.6 (LR Long); 235.5 (MR and HR Long); 263.9 (HR Extended-Length) |
| Width (in.) (excluding mirrors) | 78.9 | 79.9 | 79.9 | 81.6 | 81.3 (Regular and Long); 81.3 (Extended-Length DRW) |
| Height (in.) (excluding options) | 69.4 | 77.2 | 75.6 (5½' box 4x2); 77.2 (5½' box 4x4); 75.8 (6½' box 4x2); 77.6 (6½' box 4x4) | 76.6 (4x2); 76.4 (4x4); 76.4 (4x2) (MAX); 76.2 (4x4) (MAX) | 82.2 (LR Regular); 99.1 (MR Regular); 82.9 (LR Long); 101.3 (MR Long); 109.6 (HR Long); 110.4 (HR Extended-Length) |
| Seating capacity | 5 | 5 | 5 | 5, 8 | 2 |
| Head room (in.) (F/R) | 40.7/40.4 | 40.8/40.4 | 40.8/40.4 | 42.0 (max.)/40.0 | 40.8 (LR); 52.0 (MR); 56.6 (HR) |
| Leg room (in.) (F/R) | 40.9/40.7 | 43.9 (max.)/43.6 | 43.9/43.6 | 43.9 (max.)/41.5 | 41.3/— |
| Hip room (in.) (F/R) | 59.3/59.1 | 62.5/62.6 | 62.5/62.6 | 62.2/62.6 | 60.7/— |
| Shoulder room (in.) (F/R) | 61.8/61.3 | 66.7/66.0 | 66.7/66.0 | 64.9/64.8 | 67.9/— |
| Passenger volume (cu. ft.) | 118.0 | 131.9 | 131.9 | 171.9; 172.0 (MAX) | 63.7 (LR); 81.1 (MR); 88.3 (HR) |
| Total interior volume (cu. ft.) | 170.0 | 131.9 | 131.9 | 229.4; 245.3 (MAX) | — |
| Cargo capacity (cu. ft.) | 90.3 (behind 1st row); 52.0 (behind 2nd row) | 52.8 (5½' box) | 52.8 (5½' box); 62.3 (6½' box); | 104.6 (behind 1st row); 121.5 (MAX) (behind 1st row); 57.5 (behind 2nd row); 73.3 (MAX) (behind 2nd row); | 246.7 (LR Regular); 315.2 (MR Regular); 277.7 (LR Long); 357.1 (MR Long); 404.3 (HR Long); 487.3 (HR Extended-Length) |
| Fuel tank capacity (gal.) | 19.0 (3.3L V6 Hybrid) 21.4 (3.0L EcoBoost V6/3.3L V6 FFV) | 26.0 | 26.0 (30.6 hybrid; 36.0 optional) | 23.0; 28.0 (MAX) | 25.0 |
| Maximum payload¹ (lbs.) | 1,670 | 2,030 | 2,900 (4x2)/2,650 (4x4) | TBD | 5,174⁴ |



Horsepower, torque and payload are independent attributes and may not be achieved simultaneously.

¹Max. payload varies and is based on accessories and vehicle configuration. See label on door jamb for carrying capacity of a specific vehicle. ²Calculated via combined performance of the engine and electric motor(s) with peak battery power. The calculations utilize SAE J1349® engine results and Ford electric motor dyno testing. Your results may vary.

³Horsepower and torque ratings based on premium fuel per SAE J1349 standard. Your results may vary. ⁴Maximum capabilities shown are for properly configured vehicles with required equipment. For additional information, see your dealer.

2021

FORD POLICE
INTERCEPTOR®
UTILITY



STANDARD FEATURES

4.2" LCD screen in police instrument cluster and center stack “smart display”

11" space between driver's seat and front-passenger seat for aftermarket consoles

12V powerpoint

75-mph rear-impact-tested¹

AdvanceTrac™ with RSC® (Roll Stability Control™)

Airbags – Driver and front-passenger knee, front-seat side, and Safety Canopy® System with side-curtain airbags and rollover sensor

Audio – AM/FM stereo with MP3 capability, Bluetooth® interface, USB port, clock and 4 speakers

Battery – H7 AGM (80-amp-hr/800-CCA)

Brakes – 4-wheel heavy-duty disc with police-calibrated Anti-Lock Brake System (ABS) and police-calibrated high-performance Regenerative Braking System

Built-in steel intrusion plates in both front seat backs

Class III trailer hitch receiver – 5,000-lb. capacity

Class III Trailer Tow Lighting Package

Column-mounted shifter

Cooling system – Heavy-duty

Cruise control

Dash pass-through for aftermarket wiring

DC/DC converter – 220-amp

Dual-zone electronic automatic temperature control (DEATC)

Easy Fuel® capless fuel filler

Electric power-assisted steering (heavy-duty)

Engine – 3.3L V6 Direct-Injection Hybrid Engine System

Engine-hour meter

Engine-idle meter

Exterior key locks – Driver, front-passenger and liftgate

Fleet ignition keys (4)

Flooring – Heavy-duty vinyl

Ford Telematics™ modem with complimentary 2-year trial subscription²

Front-console mounting plate

Full-size spare wheel and tire with Tire Pressure Monitoring System (TPMS; requires programming)

Full-time Intelligent all-wheel drive (AWD)

Glass – Solar-tinted 1st-row; privacy glass 2nd-row and rear cargo area

Headlamps – LED low and high beams

Headlamps – Wig-wag functionality including ping-pong (default), triple-burst, or ping-pong/triple-burst; includes pre-drilled holes for user-installed strobes

Headliner – Easy-to-service

Independent front and rear suspensions

Individual Tire Pressure Monitoring System (TPMS)

Liftgate release switch – Overhead console

Lithium-ion battery pack

Locking glove box

Mirrors – Power sideview, manual foldaway with integrated blind spot mirrors

Personal Safety System™ for driver and front passenger with dual-stage front airbags

Power door locks

Power windows with front one-touch-up/-down with disable feature

Powertrain mounts – Heavy-duty

Rear spoiler

Rear-window defroster

Red/white dome light – 1st-row

Scuff plates – Front and rear door-sill

Seat – Front heavy-duty cloth driver's with 6-way power and manual lumbar

Seat – Front heavy-duty cloth passenger

Seats – Rear vinyl 35/30/35 split bench

SOS Post-Crash Alert System™

Steering wheel – Unique with 4 user-configurable switches

Supplemental front-door tethers

Taillamps – LED

Tilt/telescoping steering column

Tires – 255/60R18 BSW all-season


Transmission – 10-speed automatic (police-calibrated)

Two (2) 50-amp battery ground circuits – Power distribution junction block

Universal equipment tray on top of instrument panel

Wheels – Heavy-duty 18" steel

EXTERIOR COLORS



Oxford White



Smokestone Metallic



Arizona Beige Metallic



Medium Brown Metallic



Kodiak Brown Metallic



Vermillion Red



Black



Dark Toreador Red Metallic



Light Blue Metallic




Royal Blue



Blue Metallic



Dark Blue



Silver Gray Metallic



Iconic Silver Metallic



Medium Titanium Metallic



Sterling Gray Metallic



Carbonized Gray Metallic



Agate Black Metallic

INTERIOR COLOR

AVAILABLE FEATURES

12.1" integrated computer screen with SYNC® 3

18" full-face wheel covers

100W siren/speaker

Ballistic door panels – Level III+ and Level IV+

Battery – H8 AGM (92-amp-hr/850-CCA)

BLIS® (Blind Spot Information System) with Cross-Traffic Alert

Cargo storage vault

Climate controls – Auxiliary rear air conditioning

Dark Car feature

Daytime running lamps

Engine – 3.0L EcoBoost® V6

Engine – 3.3L V6 Direct-Injection FFV

Engine block heater

Flooring – 1st- and 2nd-row carpeting

Front Auxiliary Warning Lamps

Front-console mounting plate delete

Front Interior Visor Light Bar (LED)

Glass – Solar-tinted 2nd-row (clear)

Glass – Solar-tinted 2nd- and 3rd-row (clear)

Global lock/unlock feature

Hidden door lock plungers with inoperable rear door controls

Inoperable rear door controls

Keys – Keyed alike

Low-band frequency noise suppression kit

Mirrors – Heated sideview

Mirrors – Sideview with LED side marker lamps

Noise suppression bonds

Perimeter alarm (requires key fob)

Police engine-idle feature

Police Interceptor badge delete

Police Perimeter Alert

Pre-Collision Assist with Automatic Emergency Braking (AEB) with unique temporary disable switch for law enforcement use

Pre-wiring for grille lamp, siren and speaker

Rear auxiliary liftgate lights

Rear bumper step pad

Rear Camera On Demand

Rear-console mounting plate

Rear quarter glass LED side marker lamps

Rear spoiler traffic warning lights (LED)

Rear View Camera (viewable in electrochromic rearview mirror); no-charge option

Red/white dome light – Rear cargo area

Remote Keyless Entry System (key fob)

Reverse Sensing System

Seat – Power front-passenger (8-way) with manual recline and lumbar support

Seat – Rear center seat delete

Seats – Rear heavy-duty cloth

Spot lamps (LED)

Spot lamps prep kit

Underbody deflector plate

Wheels – 18" painted aluminum

DIMENSIONS & CAPACITIES⁷

| EXTERIOR (in.) | |
|---|-----------|
| Length | 198.8 |
| Wheelbase | 119.1 |
| Width (excluding mirrors/including mirrors) | 78.9/89.3 |
| Height (excluding options) | 69.4 |
| Cargo area (width/length) | 47.9/46.2 |
| Cargo rear opening (height/width at floor) | 31.9/47.6 |
| Liftover height (ground to cargo deck) | 30.9 |
| Liftgate to ground (when raised) | 73.0 |
| Step-in height | 18.6 |
| INTERIOR (in.) | |
| Head room (F/R) | 40.7/40.4 |
| Leg room (F/R) | 40.9/40.7 |
| Hip room (F/R) | 59.3/59.1 |
| Shoulder room (F/R) | 61.8/61.3 |

ENGINES

| | 3.3L V6 Hybrid | 3.0L EcoBoost V6 | 3.3L V6 FFV |
|--------------------------------------|--------------------------|--------------------------|-------------|
| Combined System Net Horsepower | 318 @ 6,500 ⁸ | — | — |
| Combined System Net Torque (lb.-ft.) | 322 @ 2,500 ⁸ | — | — |
| Engine Horsepower (hp @ rpm) | 285 @ 6,500 | 400 @ 5,500 ⁹ | 285 @ 6,500 |
| Engine Torque (lb.-ft. @ rpm) | 260 @ 4,000 | 415 @ 3,000 ⁹ | 260 @ 4,000 |

Horsepower, torque, towing and payload are independent attributes and may not be achieved simultaneously.

¹The full-size spare tire secured in the factory location is necessary to achieve police-rated 75-mph rear-impact crash-test performance attributes. ²Available on vehicles with embedded modem or equipped with plug-in device (PID). Requires modem activation. Ford Telematics and Ford Data Services™ are subscription services subject to agreement to FSM terms and conditions. Subscription subject to monthly charge. Subject to OFAC and credit check for subscription eligibility. Connected service and features, and access to vehicle data depend on subscription and compatible AT&T network availability. Evolving technology/cellular networks/vehicle capability may limit functionality and prevent operation of connected features. ³See your dealer for complete limited warranty details. ⁴Whichever comes first. ⁵The earlier of 5 years or 100,000 miles with PowertrainCARE coverage is a Ford Protect extended service plan – with a zero deductible – that’s standard on Police Interceptor Utility, except in Florida and New York, where it is the earlier of 5 years or 100,000 miles with a PowertrainCARE Limited Warranty. See your dealer for full details. In Texas, a Ford Protect extended service plan is a Service Contract from Ford Motor Service Company (License #SCP-165). ⁶Visit fleet.ford.com for complete package content. ⁷Dimensions and capacities shown may vary due to optional features and/or production variability. ⁸Calculated via combined performance of the engine and electric motor(s) with peak battery power. The calculations utilize SAE J1349⁹ engine results and Ford electric motor dyno testing. Your results may vary. ⁹Horsepower and torque ratings based on premium fuel per SAE J1349 standard. Your results may vary.

ALL-NEW 2021
FORD F-150® POLICE
RESPONDER®



F-150 Police Responder SuperCrew® 4x4. Agate Black Metallic. Available and aftermarket accessories shown.

EXTERIOR COLORS

| | | |
|--------------------------|------------------------|------------------------|
| | | |
| Oxford White | Race Red | Velocity Blue Metallic |
| | | |
| Antimatter Blue Metallic | Iconic Silver Metallic | Stone Gray Metallic |
| | | |
| Carbonized Gray Metallic | Agate Black Metallic | |

INTERIOR COLOR

| |
|-------|
| |
| Black |



STANDARD FEATURES

| |
|---|
| SuperCrew® 4x4 with 5.5' box |
| 2-speed Torque-On-Demand® 4x4 transfer case system |
| 12V powerpoints, front (2) |
| AdvanceTrac™ with RSC® (Roll Stability Control™) |
| Airbags – Front-seat side, and Safety Canopy® System with side-curtain airbags and rollover sensor |
| Alternator – 240-amp |
| Audio – AM/FM stereo with 6 speakers |
| Brakes – Upgraded power 4-wheel vented disc with Anti-Lock Brake System (ABS) |
| Built-in steel intrusion plates in both front seat backs |
| Cargo box tie-downs (4) |
| Class IV trailer hitch receiver with 4-pin/7-pin wiring harness and Smart Trailer Tow Connector |
| Column-mounted shifter |
| Engine – 3.5L EcoBoost® V6 |
| Engine-hour and -idle meters |
| Flooring – Black vinyl |
| Ford Telematics™ modem¹ |
| FX4 Off-Road Package includes electronic-locking rear axle, Hill Descent Control,™ off-road-tuned shock absorbers, and skid plates on the fuel tank, transfer case and front differential |

| |
|---|
| Keys – Simple fleet key (4) |
| Mirrors – Power sideview |
| Perimeter alarm |
| Personal Safety System™ for driver and front passenger with dual-stage front airbags |
| Power lug under rear seat for upfitting (80-amp) |
| Power windows and door locks |
| Red/white task lighting in overhead console |
| Reinforced universal I/P top tray for mounting equipment |
| Seats – Police-grade heavy-duty cloth front with 8-way power driver and 4-way manual passenger with center seat section deleted (40/blank/40 front seats) |
| Seats – Rear vinyl bench |
| SecuriLock® Passive Anti-Theft System |
| SOS Post-Crash Alert System™ |
| Speedometer – Police-calibrated with digital readout |
| SYNC® 4 with 8" LCD center stack touchscreen |
| Tire Pressure Monitoring System (TPMS; excludes spare) |
| Tires – LT265/70R18C BSW all-terrain tires |
| Transmission – 10-speed SelectShift® automatic with Selectable Drive Modes: Normal, Tow/Haul, Snow/Wet, EcoSelect and Sport |
| Wheels – 18" Silver-painted aluminum |

FORD CO-PILOT360™ TECHNOLOGY

STANDARD FEATURES:

| |
|--|
| Autolamp (Automatic On/Off Headlamps) |
| Rear View Camera with Dynamic Hitch Assist |
| Reverse Sensing System |
| Trailer Sway Control |

WARRANTY & POWERTRAIN SERVICE PLAN²

| |
|---|
| 3-year/36,000-mile³ Bumper-to-Bumper Warranty |
| 5-year/100,000-mile Ford Protect® PowertrainCARE (zero deductible)⁴ |

AVAILABLE PACKAGES⁵

| |
|---|
| Interior Upgrade Package (61A) |
| Tow Technology Package (17T) |
| Trailer Tow Package with Pro Trailer Backup Assist™ (53A) |

AVAILABLE FEATURES

| |
|--|
| Backup alarm system |
| Badge delete |
| Bed divider |
| Bedliner – Plastic drop-in or Tough Bed® spray-in |
| Black platform running boards |
| BoxLink™ with 4 premium locking cleats |
| Bumpers – Chrome, front and rear |
| Daytime running lamps – Non-configurable |
| Engine block heater |
| Fixed rear window with privacy glass and defroster |
| Flooring – Carpet with carpeted floor mats |
| Flooring – Floor liners |
| Fog lamps |
| Integrated trailer brake controller |
| Interior Work Surface |
| Keys – Keyed alike |
| LED warning strobes (Red/Blue, Amber or Amber/White) |
| Mirrors – Manual-folding, power, heated sideview with integrated turn signal indicators; LED security approach lamps; forward-facing LED lights; driver's side auto-dimming feature; and black mirror caps |

| |
|--|
| Mirrors – Manual-folding/-telescoping trailer tow with power, heated glass; integrated turn signal indicators; LED security approach lamps; forward-facing LED lights; and black mirror caps |
| Police engine-idle feature |
| Power-sliding rear window |
| Pre-Collision Assist with Automatic Emergency Braking (AEB) with unique temporary disable switch for law enforcement use |
| Remote Keyless Entry with (4) key fobs |
| Seat – 8-way power front-passenger |
| Stowable loading ramps |

| |
|--|
| SYNC® 4 with cloud connectivity – Wireless phone connection, 911 Assist®, AppLink® with App Catalog, wireless Apple CarPlay® compatibility, wireless Android Auto™ compatibility, and digital owner's manual |
| Tailgate step with tailgate work surface |
| Tonneau cover – Hard-folding,⁶ soft-folding,⁶ or retractable⁶ |
| Toolboxes – Aluminum crossbed⁶ or premium aluminum crossbed⁶ |

CARGO AREA

| CARGO AREA (in.) | 5½' Styleside Box |
|--------------------------|-------------------|
| Length at floor | 67.1 |
| Width at wheelhouse | 50.6 |
| Maximum width inside box | 65.2 |
| Volume (cu. ft.) | 52.8 |

DIMENSIONS & CAPACITIES⁷

| EXTERIOR (in.) | SuperCrew | INTERIOR (in.) | SuperCrew |
|------------------------|-----------|----------------------------|-----------|
| Length | 231.7 | Rear | |
| Wheelbase | 145.4 | Head room | 40.4 |
| Width (mirrors folded) | 83.6 | Leg room | 43.6 |
| Height | 77.2 | Hip room | 62.6 |
| Approach angle | 24.3° | Shoulder room | 66.0 |
| Departure angle | 25.3° | CAPACITIES | |
| Ground clearance | 9.4 | Passenger volume (cu. ft.) | 131.9 |
| INTERIOR (in.) | | Payload (lbs.) | 2,030 |
| Front | | GVWR (lbs.) | 7,050 |
| Head room | 40.8 | Standard towing (lbs.) | 7,000 |
| Leg room (max.) | 43.9 | Max. towing (lbs.) | 11,200⁸ |
| Hip room | 62.5 | Fuel tank (gal.) | 26.0 |
| Shoulder room | 66.7 | Seating | 5 |

ENGINE

| ENGINE | Transmission | Horsepower (hp @ rpm) | Torque (lb.-ft. @ rpm) |
|------------------|--------------------------------|-----------------------|------------------------|
| 3.5L EcoBoost V6 | 10-speed SelectShift automatic | 400 @ 6,000 | 500 @ 3,100 |

F-150 Police Responder was designed and developed to meet the same federal fuel system crash standards as retail vehicles and other manufacturers' police vehicles. Always consult the owner's manual before off-road driving, know your terrain and trail difficulty, and use appropriate safety gear.

Horsepower, torque, towing and payload are independent attributes and may not be achieved simultaneously.

¹Allows data to be provided to support Ford Telematics and Ford Data Services™ via optional subscription, including but not limited to vehicle location, speed, idle time, fuel, vehicle diagnostics and maintenance alerts. Device enables optional telematics services through Ford or authorized providers via paid subscription. Subscribe at <https://www.commercialsolutions.ford.com> or call 1-833-811-FORD (3673). ²See your dealer for complete limited warranty details. ³Whichever comes first. ⁴The earlier of 5 years or 100,000 miles with PowertrainCARE coverage is a Ford Protect extended service plan – with a zero deductible – that's standard on F-150 Police Responder, except in Florida and New York, where it is the earlier of 5 years or 100,000 miles with a PowertrainCARE Limited Warranty. See your dealer for full details. In Texas, a Ford Protect extended service plan is a Service Contract from Ford Motor Service Company (License #SCP-165). ⁵Visit fleet.ford.com for complete package content. ⁶Ford Licensed Accessory. ⁷Dimensions and capacities shown may vary due to optional features and/or production variability. ⁸Requires available Trailer Tow Package. Max. towing varies based on cargo, vehicle configuration, accessories and number of passengers.

ALL-NEW 2021
FORD F-150® SSV



F-150 XL SuperCrew® 4x4. Agate Black Metallic. Available and aftermarket accessories shown.

EXTERIOR COLORS

| | | |
|--------------------------|------------------------|------------------------|
| | | |
| Oxford White | Race Red | Velocity Blue Metallic |
| | | |
| Antimatter Blue Metallic | Iconic Silver Metallic | Stone Gray Metallic |
| | | |
| Carbonized Gray Metallic | Agate Black Metallic | |

INTERIOR COLOR

| |
|-------|
| |
| Black |

STANDARD FEATURES

| |
|--|
| 4x2 |
| 12V powerpoint, front |
| 240-amp alternator |
| AdvanceTrac™ with RSC® (Roll Stability Control™) |
| Airbags – Front-seat side, and Safety Canopy® System with side-curtain airbags and rollover sensor |
| Brakes – Power 4-wheel vented disc with Anti-Lock Brake System (ABS) |
| Cargo box tie-downs (4) |
| Column-mounted shifter |
| Cruise control |
| Daytime running lamps – Configurable |
| Easy Fuel® capless fuel filler |
| Engine – 5.0L Ti-VCT 4-valve V8 FFV |
| Flooring – Black vinyl |
| FordPass™ Connect¹ with 4G LTE Wi-Fi hotspot capability² |

| |
|---|
| Mirrors – Power sideview |
| MyKey® |
| Perimeter alarm |
| Personal Safety System™ for driver and front passenger with dual-stage front airbags |
| Quick-release tailgate with lock |
| Seats – Cloth 40/blank/40 front with center-seat section deleted (restraint control module cover provided) |
| Seats – Rear vinyl bench |
| SecuriLock® Passive Anti-Theft System |
| SOS Post-Crash Alert System™ |
| SYNC® 4 with 8" LCD touchscreen |
| Tire Pressure Monitoring System (excludes spare) |
| Transmission – 10-speed SelectShift® automatic with progressive range select and tow/haul mode (5.0L and 3.5L EcoBoost) |
| Wheels – 17" silver steel |

FORD CO-PILOT360™ TECHNOLOGY

STANDARD FEATURES:

| |
|---|
| Auto Hold |
| Autolamp (Automatic On/Off Headlamps) with Auto High Beams |
| Curve Control |
| Pre-Collision Assist with Automatic Emergency Braking (AEB) |

| |
|--|
| Rear View Camera with Dynamic Hitch Assist |
| Reverse Sensing System |
| Trailer Sway Control |

AVAILABLE PACKAGES³

| |
|----------------------------------|
| Ford Co-Pilot360™ 2.0 (43A) |
| FX4 Off-Road Package (55A) |
| Heavy-Duty Payload Package (627) |
| Interior Upgrade Package (61A) |

| |
|--------------------------------|
| Trailer Tow Package (53A) |
| Max. Trailer Tow Package (53C) |
| Snowplow Prep Package (68P) |
| Tow Technology Package (17T) |

AVAILABLE FEATURES

| |
|--|
| 400W AC power outlet |
| Backup alarm system |
| Bedliner – Plastic drop-in or Tough Bed® spray-in |
| Black platform running boards |
| BoxLink™ with 4 premium locking cleats |
| Class IV trailer hitch receiver |
| Daytime running lamps – Non-configurable |
| Electronic Shift-on-the-Fly (ESOF) 4x4 system with neutral towing capability |
| Engine – 3.5L EcoBoost® 4-valve V6 |
| Engine – 3.5L PowerBoost™ Full Hybrid V6 |
| Engine block heater |
| Extended-range 36-gallon fuel tank |
| Fixed rear window with privacy glass and defroster |
| Flooring – Carpet with carpeted floor mats |
| Flooring – Floor liners |
| Fog lamps |
| Integrated trailer brake controller |
| LED warning strobes (Red/Blue, Amber or Amber/White) |

| |
|--|
| Mirrors – Manual-folding, power, heated sideview with integrated turn signal indicators, high-intensity LED security approach lamps, driver's side auto-dimming feature, and black mirror caps |
| Mirrors – Manual-folding/-telescoping trailer tow with power, heated glass; integrated turn signal indicators; LED security approach lamps; forward-facing LED lights; and black mirror caps |
| Pro Power OnBoard 2.0kW (5.0L or 3.5L EcoBoost) |
| Pro Power OnBoard 2.4kW or 7.2kW (3.5L PowerBoost) |
| Remote Keyless Entry System |
| Reverse Sensing System |
| Seat – 8-way power front-passenger |
| Skid plates (4x4) |
| Stowable loading ramps |
| SYNC® 4 with cloud connectivity – Wireless phone connection, 911 Assist® |
| AppLink® with App Catalog, wireless Apple CarPlay® compatibility, wireless Android Auto™ compatibility, and digital owner's manual |
| Tailgate step with tailgate work surface |
| Tires – LT265/70R17E BSW all-terrain |
| Tonneau covers – Hard-folding,⁴ soft-folding,⁴ or retractable⁴ |
| Toolboxes – Aluminum crossbed⁴ or premium aluminum crossbed⁴ |
| Transmission – HEV electronic 10-speed automatic with Selectable Drive Modes (3.5L PowerBoost) |

DIMENSIONS & CAPACITIES⁵

| DIMENSIONS (in.) | | SuperCrew | |
|---------------------------------|---------|--|---|
| | | 5½' Box | 6½' Box |
| Wheelbase | 4x2/4x4 | 145.4 | 157.2 |
| Length | 4x2/4x4 | 231.7 | 243.5 |
| Height | 4x2/4x4 | 75.6/77.2 | 75.8/77.6 |
| Width (standard mirrors folded) | 4x2/4x4 | 83.6 | 83.6 |
| CAPACITIES | | | |
| Passenger volume (cu. ft.) | Total | 131.9 | 131.9 |
| Fuel (gal.) | 4x2/4x4 | 26.0 (gas) 30.6 (hybrid) 36.0 (optional) | 26.0(gas) 30.6 (hybrid) 36.0 (optional) |
| Max. Payload⁶ (lbs.) | 4x2/4x4 | 2,335/2,135 | 2,900/2,650 |

ENGINES

| ENGINE | Transmission (with progressive range select and tow/haul mode) | Horsepower (hp @ rpm) | Torque (lb.-ft. @ rpm) |
|--------------------------------|---|-----------------------|------------------------|
| 5.0L Ti-VCT V8 FFV | 10-speed SelectShift automatic | 400 @ 6,000 | 410 @ 4,250 |
| 3.5L EcoBoost V6 | 10-speed SelectShift automatic | 400 @ 6,000 | 500 @ 3,100 |
| 3.5L PowerBoost Full Hybrid V6 | HEV electronic 10-speed automatic | 430 @ 6,000⁷ | 570 @ 3,000⁷ |

Not rated for pursuit.

Horsepower, torque and payload are independent attributes and may not be achieved simultaneously.

¹FordPass Connect, the FordPass App, and complimentary Connected Service are required for remote features (see FordPass Terms for details). Connected service and features depend on compatible AT&T network availability. Evolving technology/cellular networks/vehicle capability may limit functionality and prevent operation of connected features. Connected service excludes Wi-Fi hotspot. FordPass App, compatible with select smartphone platforms, is available via download. Message and data rates may apply. ²Wi-Fi hotspot includes complimentary wireless data trial that begins upon AT&T activation and expires at the end of 3 months or when 3GB of data is used, whichever comes first, but cannot extend beyond the complimentary subscription period for remote features. To activate, go to www.att.com/ford. ³Visit fleet.ford.com for complete package content. ⁴Ford Licensed Accessory. ⁵Dimensions and capacities shown may vary due to optional features and/or production variability. ⁶Max. payload varies and is based on accessories and vehicle configuration. See label on door jamb for carrying capacity of a specific vehicle. ⁷Calculated via combined performance of the engine and electric motor(s) with peak battery power. The calculations utilize SAE J1349® engine results and Ford electric motor dyno testing. Your results may vary.

2021
FORD EXPEDITION/
EXPEDITION MAX
SSV



Expedition XL. Agate Black Metallic. Available and aftermarket upfit equipment.

EXTERIOR COLORS²

| | | |
|--------------------------|------------------------|-------------------|
| | | |
| Oxford White | Kodiak Brown Metallic | Race Red |
| | | |
| Antimatter Blue Metallic | Iconic Silver Metallic | Magnetic Metallic |
| | | |
| Agate Black Metallic | | |

INTERIOR COLOR

| |
|-------|
| |
| Ebony |



SPECIAL SERVICE VEHICLE (SSV) PACKAGE (102A)

Available on XL only

| |
|--|
| 17" steel wheels (265/70R17 OWL all-terrain tires) |
| 3.73 electronic limited-slip differential (eLSD) |
| 3rd-row storage bins |
| Column-mounted shifter |
| Floor console delete |

| |
|-----------------------|
| Flooring – Vinyl |
| Running boards delete |
| Seats – 2nd-row vinyl |
| Skid plates (4x4) |

STANDARD FEATURES

| |
|--|
| 12V powerpoints (4) |
| AdvanceTrac™ with RSC® (Roll Stability Control™) |
| Air conditioning with rear auxiliary controls |
| Airbags – Front-seat side, and 3-row Safety Canopy® System with side-curtain airbags and rollover sensor |
| Audio – AM/FM stereo with MP3 capability and 6 speakers |
| Brakes – 4-wheel disc with Anti-Lock Brake System (ABS) |
| Class IV trailer hitch receiver |
| Easy Fuel® capless fuel filler |
| Electric power-assisted steering |
| Engine – 3.5L EcoBoost® V6 with Auto Start-Stop Technology |
| Halogen headlamps with rainlamp |
| Individual Tire Pressure Monitoring System (excludes spare) |
| Mirrors – Power, heated sideview with security approach lamps |

| |
|---|
| MyKey® |
| Perimeter alarm |
| Personal Safety System™ for driver and front passenger with dual-stage front airbags |
| Power door locks |
| Power windows with one-touch-up/-down feature for 1st row |
| Rear-wheel drive (RWD) |
| Seats – 1st-row cloth buckets with recline and 8-way power driver's with power lumbar support; 2nd-row vinyl 40/20/40 split (CenterSlide®) with recline |
| SecuriCode® keyless entry keypad |
| SecuriLock® Passive Anti-Theft System |
| SOS Post-Crash Alert System™ |
| SYNC® |
| Tilt steering column |
| Tow hooks (4x4) |
| Transmission – 10-speed SelectShift® automatic |



FORD CO-PILOT360™ TECHNOLOGY

STANDARD FEATURES:

Autolamp (Automatic On/Off Headlamps)

Ford Co-Pilot360 – Auto High-Beam Headlamps • BLIS® (Blind Spot Information System) with Cross-Traffic Alert • Lane-Keeping System (includes Lane-Keeping Assist, Lane-Keeping Alert and Driver Alert System) • Pre-Collision Assist with Automatic Emergency Braking (AEB) (includes Pedestrian Detection, Forward Collision Warning and Dynamic Brake Support) • Rear View Camera

Hill Start Assist

Trailer Sway Control

AVAILABLE PACKAGE¹

Heavy-Duty Trailer Tow Package (536)

AVAILABLE FEATURES

4-Wheel-Drive (4WD) System

Black running boards

Daytime running lamps

Engine block heater

Reverse Sensing System

Seats – 2nd-row cloth 40/20/40 split bench

Seats – 3rd-row 60/40 split PowerFold® (deletes 3rd-row storage bins)

DIMENSIONS & CAPACITIES³

| EXTERIOR (in.) | Expedition | Expedition MAX |
|----------------------------------|-------------------------------------|---------------------------|
| Length | 210.0 | 221.9 |
| Wheelbase | 122.5 | 131.6 |
| Width | Including mirrors Mirrors folded | 93.4 93.4 |
| Height | 76.6 (4x2); 76.4 (4x4) | 76.4 (4x2); 76.2 (4x4) |
| Minimum running ground clearance | 9.8 | 9.8 (4x2); 9.7 (4x4) |
| Lift-in height | 35.3 | 34.9 |
| Cargo rear opening height | 32.7 | 32.7 |
| Cargo rear opening width – Lower | 51.4 | 51.4 |
| INTERIOR (in.) | | |
| 1st Row | | |
| Head room (max.) | 42.0 | 42.0 |
| Leg room (max.) | 43.9 | 43.9 |
| Hip room | 62.2 | 62.2 |
| Shoulder room | 64.9 | 64.9 |

| INTERIOR (in.) | Expedition | Expedition MAX |
|-----------------------|--|-------------------------------|
| 2nd Row | | |
| Head room | 40.0 | 40.0 |
| Leg room | 41.5 | 41.5 |
| Hip room | 62.6 | 62.6 |
| Shoulder room | 64.8 | 64.8 |
| 3rd Row (if equipped) | | |
| Head room | 37.3 | 37.4 |
| Leg room | 36.1 | 36.1 |
| Hip room | 51.4 | 51.4 |
| Shoulder room | 64.2 | 64.3 |
| CAPACITIES (cu. ft.) | | |
| Cargo volume | Behind 1st row Behind 2nd row Behind 3rd row (if equipped) | 104.6 57.5 19.3 34.3 |
| Fuel (gal.) | 23.0 | 28.0 |
| Seating | 5, 8 | 5, 8 |

TRAILER WEIGHT RATINGS⁴

| Hitch Class | Expedition | Max. Load | Expedition MAX |
|--------------|------------|-----------|----------------|
| 4x2 Class IV | 9,300 lbs. | | 9,000 lbs. |
| 4x4 Class IV | 9,200 lbs. | | 9,000 lbs. |

ENGINE

| ENGINE | Transmission | Horsepower (hp @ rpm) | Torque (lb.-ft. @ rpm) |
|------------------|--------------------------------|-----------------------|------------------------|
| 3.5L EcoBoost V6 | 10-speed SelectShift automatic | 375 @ 5,000 | 470 @ 3,500 |

Not rated for pursuit.

Horsepower, torque and towing are independent attributes and may not be achieved simultaneously.

¹Visit fleet.ford.com for complete package content. ²Available on select series. Restrictions may apply. See your dealer for details. ³Dimensions and capacities shown may vary due to optional features and/or production variability. ⁴Requires available Heavy-Duty Trailer Tow Package. Max. towing varies based on cargo, vehicle configuration, accessories and number of passengers.

2022
FORD TRANSIT®
PTV



Transit 250 MR LWB Cargo Van. Agate Black Metallic. Available and aftermarket accessories shown.

EXTERIOR COLORS²

| | | | |
|-----------------------|--------------------------------------|----------------------------------|--------------------------|
| | | | |
| Oxford White | School Bus Yellow ⁸ | Race Red | Blue Jeans Metallic |
| | | | |
| Ingot Silver Metallic | Avalanche Gray Metallic ⁹ | Abyss Gray Metallic ⁹ | Carbonized Gray Metallic |
| | | | |
| Agate Black Metallic | | | |

INTERIOR COLORS²

| | |
|-------------------|-------|
| | |
| Dark Palazzo Gray | Ebony |



PRISONER TRANSPORT VEHICLE (PTV) KEY FEATURES

Built Ford Tough® lineup can be customized with heating/cooling, lighting, surveillance cameras and more¹

Maximum GVWR of up to 11,000 lbs.^{2,3}

Maximum payload ratings of up to 5,174 lbs.^{2,3}

Rear-wheel-drive (RWD) and all-wheel-drive (AWD) models available

Unibody construction with choice of 3 roof heights (LR, MR, HR),^{2,4} 3 lengths (Regular, Long, Extended-Length)² and 2 powertrains²

STANDARD FEATURES

2 USB ports in 1st row

12V powerpoints (2)

AdvanceTrac™ with RSC® (Roll Stability Control™) with Side-Wind Stabilization

Airbags – Driver and front-passenger front, front-seat side, and Safety Canopy® System with side-curtain airbags and rollover sensor

Alternator – 250-amp

Door – Sliding passenger-side

Engine – 3.5L PFDi V6

Flooring – Vinyl front

FordPass™ Connect⁵ with 4G LTE Wi-Fi hotspot capability⁶

Mirrors – Power-adjustable short-arm sideview

Rear tow hook

Remote Keyless Entry System

Seats – Vinyl front-row bucket seats with manual recline, adjustable headrest (includes driver-side and passenger-side inboard armrest)

SecuriLock® Passive Anti-Theft System

SOS Post-Crash Alert System™

Stationary elevated idle control

Tilt/telescoping steering column

Tire Pressure Monitoring System (TPMS; excludes spare)

Transmission – 10-speed SelectShift® automatic with overdrive

FORD CO-PILOT360™ TECHNOLOGY

STANDARD FEATURES:

Auto High-Beam Headlamps

Autolamp (Automatic On/Off Headlamps)

Forward Collision Warning

Hill Start Assist

Lane-Keeping System

Post-Collision Braking

Pre-Collision Assist with Automatic Emergency Braking (AEB)

Rain-Sensing Windshield Wipers

Rear View Camera with Trailer Hitch Assist

AVAILABLE PACKAGES⁷

Ambulance Prep Package (47B)

Auxiliary Heater/AC Prep Package (62C)

Auxiliary Heater Prep Package (62A)

Exterior Upgrade Package (18D/18L)

Heavy-Duty Scuff Plate Kit (85B)

Heavy-Duty Trailer Tow Package (53B)

Interior Upgrade Package (96C)

Load Area Protection Package (96D)

Modified Vehicle Wiring System (53K)

RV Prep Package (47D)

Scuff Plate Kit (85A)

Upfitter Package (67C)

AVAILABLE FEATURES

110V/400W AC power outlet

Adaptive Cruise Control with Adjustable Speed Limiting Device (ASLD)

Alternator – Dual

AM/FM stereo, SYNC® 4, 12" LCD capacitive touchscreen, Embedded Voice Recognition includes Connected Navigation and 2 USB ports and 4 front speakers

Doors – Power-sliding side (MR, HR)

DRW (dual rear wheels)

Engine – 3.5L EcoBoost® V6 with Auto Start-Stop Technology

Enhanced Active Park Assist

Extended-range fuel tank (31 gallons; Long and Extended-Length)

Flooring – Heavy-duty cargo

Heavy-duty front axle

Intelligent Access with push-button start

Lane Departure Warning and Aid includes BLIS® (Blind Spot Information System) with Cross-Traffic Alert and Trailer Coverage

Lane Keeping Aid and Lane Keeping Alert

Programmable battery guard/enhanced cutoff relay (DRW)

Reverse Brake Assist

Reverse Sensing System

Side Sensing System

SYNC® 3 with 4.0" LCD capacitive touchscreen with AppLink®, 911 Assist®, Apple CarPlay® compatibility, Android Auto™ compatibility, and 2 smart-charging USB ports

Trailer brake controller (TBC)

Trailer wiring provisions

Upfitter interface module

Vehicle maintenance monitor with engine-hour meter

FLEET EXCLUSIVES

Daytime running lamps

Decal (up to 15-, 25-, 45-, 70- or 95-sq.-ft.)

Sideview mirror delete

Engine Idle Shutdown includes Smart Acceleration Truncation

Speed limitation (65-, 70- or 75-mph governed top speed options)

DIMENSIONS & CAPACITIES¹⁰

| Low Roof (LR) | Wheelbase (in.) | Overall Height (in.) | Overall Length (in.) | Cargo Volume (cu. ft.) |
|---|-----------------|----------------------|----------------------|------------------------|
| Transit-150/250/350 | 129.9 | 82.2 | 219.9 | 246.7 |
| Transit-150/250/350 | 147.6 | 82.9 | 237.6 | 277.7 |
| Medium Roof (MR) | | | | |
| Transit-150/250/350 | 129.9 | 99.1 | 217.8 | 315.2 |
| Transit-150/250/350 | 147.6 | 101.3 | 235.5 | 357.1 |
| High Roof (HR) | | | | |
| Transit-250/350 | 147.6 | 109.6 | 235.5 | 404.3 |
| Transit-250 Extended-Length/350 Extended-Length | 147.6 | 110.4 | 263.9 | 487.3 |
| Transit-350 HD Extended-Length (DRW) | 147.6 | 110.4 | 263.9 | 487.3 |

CAPABILITIES¹⁰ (lbs.)

| | Max. GVWR |
|---|---------------------|
| Transit-150 LR/MR | 8,670 |
| Transit-250 LR/MR/HR/HR Extended-Length | 9,070 |
| Transit-350 LR/MR/HR/HR Extended-Length | 9,500 |
| Transit-350 HD HR Extended-Length (DRW) | 9,950/10,360/11,000 |

ENGINES

| | 3.5L PFDi V6 | 3.5L EcoBoost V6 (AWD) with Auto Start-Stop Technology | 3.5L EcoBoost V6 (RWD) with Auto Start-Stop Technology |
|------------------------|--------------|--|--|
| Horsepower (hp @ rpm) | 275 @ 6,250 | 295 @ 5,000 | 310 @ 5,000 |
| Torque (lb.-ft. @ rpm) | 260 @ 4,000 | 375 @ 2,500 | 400 @ 2,500 |

Not rated for pursuit.

Horsepower and torque are independent attributes and may not be achieved simultaneously.

¹Aftermarket upfits. ²Available on select series. Restrictions may apply. See your dealer for details. ³Maximum capabilities shown are for properly configured vehicles with required equipment. For additional information, see your dealer. ⁴High Roof not available on Transit 150. ⁵FordPass Connect, the FordPass App, and complimentary Connected Service are required for remote features (see FordPass Terms for details). Connected service and features depend on compatible AT&T network availability. Evolving technology/cellular networks/vehicle capability may limit functionality and prevent operation of connected features. Connected service excludes Wi-Fi hotspot. FordPass App, compatible with select smartphone platforms, is available via download. Message and data rates may apply. ⁶Wi-Fi hotspot includes complimentary wireless data trial that begins upon AT&T activation and expires at the end of 3 months or when 3GB of data is used, whichever comes first, but cannot extend beyond the complimentary subscription period for remote features. To activate, go to www.att.com/ford. ⁷Visit fleet.ford.com for complete package content. See your dealer for details. ⁸Fleet only. ⁹New for 2021. ¹⁰Dimensions and capacities shown may vary due to optional features and/or production variability. Cargo and load capacity limited by weight and weight distribution.



| | 2022 LINCOLN CORSAIR® | 2021 LINCOLN NAUTILUS® | 2022 LINCOLN AVIATOR® | 2021 LINCOLN NAVIGATOR®/L |
|---|--|---|---|---|
| Engines Horsepower (hp @ rpm) ¹ Torque (lb.-ft. @ rpm) ¹ | Turbocharged 2.0-liter I-4 250 @ 5,500 ³ 280 @ 3,000 ³ (Standard) Turbocharged 2.3-liter I-4 295 @ 5,500 ³ 310 @ 3,000 ³ (Available) Grand Touring Plug-In Hybrid 2.5-liter I-4 ⁴ 266 ⁵ (combined system net) TBD (Available) | Turbocharged 2.0-liter I-4 250 @ 5,500 ³ 280 @ 3,000 ³ (Standard) Twin-Turbocharged 2.7-liter V6 335 @ 5,500 ³ 380 @ 3,250 ³ (Available) | Twin-Turbocharged 3.0-liter V6 400 @ 5,500 ³ 415 @ 3,000 ³ (Standard) Grand Touring Plug-In Hybrid 3.0-liter V6 ⁴ 494 @ 5,500 ⁵ 630 @ 2,250 ⁵ (Available) | Twin-Turbocharged 3.5-liter V6 450 @ 5,500 ³ 510 @ 3,000 ³ (Standard) |
| Transmission | 8-speed SelectShift® automatic; Continuously Variable Transmission (CVT) (Grand Touring) | 8-speed automatic | 10-speed SelectShift automatic | 10-speed SelectShift automatic |
| Drivetrain | FWD/AWD | FWD/AWD | RWD/AWD | RWD/4WD |
| Braking system | 4-wheel disc with Anti-Lock Brake System (ABS) | 4-wheel disc with Anti-Lock Brake System (ABS) | 4-wheel disc with Anti-Lock Brake System (ABS) | 4-wheel disc Anti-Lock Brake System (ABS) |
| Airbags | Dual-stage front, driver's knee, glove-box-door-integrated knee, front- seat side and Safety Canopy® System | Dual-stage front, driver's knee, glove-box-door-integrated knee, front- seat side and Safety Canopy System | Dual-stage front, driver's knee, glove-box-door-integrated knee, front- seat side and Safety Canopy System | Dual-stage front, driver's knee, glove-box-door-integrated knee, 1st- and 2nd-row side impact and Safety Canopy System |
| Length (in.) | 180.6 | 190.0 | 199.3 | 210.0; 221.9 L |
| Wheelbase (in.) | 106.7 | 112.2 | 119.1 | 122.5; 131.6 L |
| Height (in.) | 64.1 (63.8 Grand Touring) | 66.2 | 69.6 (69.2 Grand Touring) | 76.4 (4x2); 76.3 (4x4); 76.2 (4x2) L; 76.1 (4x4) L |
| Seating capacity | 5 | 5 | 6, 7 | 7, 8 |
| Track (in.) (F/R) | 62.6/63.4 | 64.8/64.7 | 66.9/66.9 | 67.6/67.2 |
| Head room (in.) (F/R) | 39.5/38.7 (38.4/38.4 Grand Touring) | 39.9/39.2 | 41.5 (max.)/39.7 (36.9, 3rd row) (40.2 [max.]/38.4, [36.9, 3rd row] Grand Touring) | 41.8 (max.)/40.0 (37.3, 3rd row); 41.8 (max.)/40.0 (37.4, 3rd row) L |
| Leg room (in.) (F/R) | 43.2 (max.)/38.6 (43.2 [max.]/36.7 Grand Touring) | 42.8 (max.)/39.6 | 43.0 (max.)/39.0 (29.2, 3rd row) | 43.9 (max.)/41.1 (36.1, 3rd row) |
| Hip room (in.) (F/R) | 55.6/50.8 | 56.4/55.6 | 58.5/58.3 (40.9, 3rd row) | 61.9/61.6 (51.4, 3rd row) |
| Shoulder room (in.) (F/R) | 57.1/56.3 | 58.9/59.0 | 61.5/61.3 (54.0, 3rd row) | 65.2/65.1 (64.2, 3rd row); 65.2/65.1 (64.3, 3rd row) L |
| Passenger volume (cu. ft.) | 102.5 (98.5 Grand Touring) | 108.3 | 144.7 (140.6 Grand Touring) | 172.0; 172.1 L |
| Cargo volume (cu. ft.) (behind 1st row/2nd row) | 57.6/27.6 (34.0 max.) (56.2/26.9 [33.2 max.] Grand Touring) | 68.8/37.2 | 77.7/41.8 (18.3, 3rd row) ⁶ | 103.3/57.5 (19.3, 3rd row); 120.2/73.3 (34.3, 3rd row) L |
| Fuel tank capacity (gal.) | 16.2 (11.1 Grand Touring) | 18.0 | 20.2 (18.0 Grand Touring) | 23.6; 27.8 L |
| Base curb weight (lbs.) ¹ | 2.0-liter 3,703 (FWD); 3,843 (AWD) 2.3-liter 3,961 (AWD) 2.5-liter 4,532 (AWD) | 2.0-liter 4,165 (FWD); 4,339 (AWD) 2.7-liter 4,545 (AWD) | 4,745 (RWD); 4,862 (AWD); 5,673 (AWD) Grand Touring | 5,645 (4x2); 5,870 (4x4) 5,768 (4x2); 5,995 (4x4) L |
| Trailer towing (max. lbs.) ^{1,2} | 3,000 | 3,500 | 5,600 | 8,700/8,300; 8,400/8,100 L |



Horsepower, torque and towing are independent attributes and may not be achieved simultaneously.

¹Based on 2021 model-year ratings. ²When properly equipped with available tow package. See your Lincoln Dealer for complete details. Max. towing varies based on cargo, vehicle configuration, accessories and number of passengers. ³Horsepower and torque ratings based on premium fuel per SAE J1349® standard. Your results may vary. ⁴Available only at EV-certified Lincoln dealers. ⁵Calculated via combined performance of the engine and electric motor(s) with peak battery power. The calculations utilize SAE J1349 engine results and Ford electric motor dyno testing. Your results may vary. ⁶Includes cargo volume under load floor.

2022
LINCOLN CORSAIR®


Premium Small/
Premium Compact Utility Class

Models: Corsair, Corsair Reserve,
Corsair Grand Touring¹



Corsair. Flight Blue Metallic. Available equipment.

EXTERIOR COLORS⁵



INTERIOR COLORS⁵



STANDARD FEATURES

| | |
|--|--|
| 12V powerpoints (2) | Perimeter alarm |
| Active noise control | Personal Safety System™ for driver and front passenger with dual-stage front airbags |
| AdvanceTrac™ with RSC® (Roll Stability Control™) | Piano key shifter |
| Airbags – Driver’s knee, glove-box-door-integrated knee, front-seat side, rear outboard side-impact, and Safety Canopy® System with side-curtain airbags and rollover sensor | Power liftgate |
| Audio – SiriusXM® with 3-month All Access trial subscription² | Power windows with one-touch-up/-down feature |
| Autolamp (Automatic On/Off Headlamps) | Rear Parking Sensors |
| Easy Fuel® capless fuel filler | Rear privacy glass |
| Electric parking brake | Remote Start System |
| Engine – Turbocharged 2.0-liter I-4 | Seats – Heated 1st-row Comfort seats with 10-way power driver with memory feature and 8-way front-passenger |
| Front-wheel drive (FWD) | SecuriCode™ invisible keypad |
| Hill Start Assist | SecuriLock® Passive Anti-Theft System |
| Intelligent Access with push-button start | SOS Post-Crash Alert System™ |
| LED headlamps with LED signature lamps | Symphonic Chimes |
| Lincoln Connect™³ with 4G LTE Wi-Fi hotspot capability⁴ | SYNC® 3 with 8" LCD capacitive touchscreen with AppLink®, 911 Assist®, Apple CarPlay® compatibility, Android Auto™ compatibility, and 2 smart-charging USB ports |
| Manual tilt/telescoping steering column | Tire Pressure Monitoring System (TPMS; excludes spare if equipped) |
| Mirrors – Power, heated sideview with autofold and memory | Transmission – 8-speed SelectShift® automatic |
| MyKey® | |

STANDARD LINCOLN CO-PILOT³60™ 1.5

Auto High-Beam Headlamps • Blind Spot Information System • Cross-Traffic Alert with Braking • Lane-Keeping System (includes Lane-Keeping Aid, Lane-Keeping Alert and Driver Alert System) • Pre-Collision Assist with Automatic Emergency Braking (AEB) (includes Pedestrian Detection, Forward Collision Warning and Dynamic Brake Support) • Rear View Camera • Rear Parking Sensors

AVAILABLE FEATURES

| | |
|---|--|
| Adaptive suspension | Hands-free liftgate |
| All-weather floor liners | Head-up display |
| Cargo area protector | Intelligent all-wheel drive (AWD) |
| Engine – Grand Touring Plug-In Hybrid 2.5-liter I-4 | Perfect Position front seats |
| Engine – Turbocharged 2.3-liter I-4 | Power, panoramic Vista Roof® with power sunshade |
| | |
| | FLEET EXCLUSIVE |
| | Engine block heater |

AVAILABLE PACKAGES⁸

| | |
|--|--|
| Convenience Package (66C) | Monochromatic Package – Pristine White (66L) |
| Elements Package (67I) | Premium Package (66P) |
| Lincoln Co-Pilot360 1.5 Plus (67B) | Sport Package (66U) |
| Luxury Package (66A) | Technology Package (53B) |
| Monochromatic Package – Asher Gray (66D) | Towing Pack I (18C) |
| Monochromatic Package – Infinite Black (66V) | |

DIMENSIONS & CAPACITIES

| EXTERIOR (in.) | Corsair | Grand Touring | INTERIOR (in.) | Corsair | Grand Touring |
|------------------------|---------|---------------|-------------------------------|---------|---------------|
| Length | 180.6 | 180.6 | Rear | | |
| Wheelbase | 106.7 | 106.7 | Head room | 38.7 | 38.4 |
| Width – Mirrors folded | 76.2 | 76.4 | Leg room (max.) | 38.6 | 36.7 |
| Height | 64.1 | 63.8 | Hip room | 50.8 | 50.8 |
| | | | Shoulder room | 56.3 | 56.3 |
| INTERIOR (in.) | | | CAPACITIES (cu. ft.) | | |
| Front | | | Passenger volume | 102.5 | 98.5 |
| Head room | 39.5 | 38.4 | Cargo volume Behind front row | 57.6 | 56.2 |
| Leg room (max.) | 43.2 | 43.2 | Behind rear row | 27.6 | 26.9 |
| Hip room | 55.6 | 55.6 | Fuel (gal.) | 16.2 | 11.1 |
| Shoulder room | 57.1 | 57.1 | Seating | 5 | 5 |

ENGINES

| | Turbocharged 2.0-liter I-4 | Turbocharged 2.3-liter I-4 | Grand Touring Plug-In Hybrid 2.5-liter I-4 |
|------------------------|----------------------------|----------------------------|--|
| Horsepower (hp @ rpm) | 250 @ 5,500⁹ | 295 @ 5,500⁹ | 266 (combined system net)¹⁰ |
| Torque (lb.-ft. @ rpm) | 280 @ 3,000⁹ | 310 @ 3,000⁹ | TBD |

¹Available only at EV-certified Lincoln dealers. ²Includes 3-month All Access trial subscription. SiriusXM audio and data services each require a subscription sold separately, or as a package, by Sirius XM Radio Inc. Your SiriusXM service will automatically stop at the end of your trial unless you decide to subscribe. If you decide to continue service after your trial, the subscription plan you choose will automatically renew thereafter and you will be charged according to your chosen payment method at then-current rates. Fees and taxes apply. To cancel you must call SiriusXM at 1-866-635-2349. See SiriusXM Customer Agreement for complete terms at www.siriusxm.com. All fees and programming subject to change. Not all vehicles or devices are capable of receiving all services offered by SiriusXM. Current information and features may not be available in all locations, or on all receivers. Satellite and streaming lineups vary slightly. ³At purchase, the Lincoln Connect modem is connected and sending vehicle data (e.g., diagnostics) to Lincoln. To disable, or for more information, see in-vehicle connectivity settings. Learn more at www.ConnectedLincoln.com. Lincoln Connect, the Lincoln Way App and complimentary Connected Service are required for remote features (see Lincoln Way Terms for details). Connected service and features depend on compatible AT&T network availability. Evolving technology/cellular networks/vehicle capability may limit functionality and prevent operation of connected features. Connected service excludes Wi-Fi hotspot. Lincoln Way App, compatible with select smartphone platforms, is available via download. Message and data rates may apply. ⁴Wi-Fi hotspot includes wireless data trial that begins upon AT&T activation and expires at the end of 3 months or when 3GB of data is used, whichever comes first, but cannot extend beyond the trial subscription period for remote features. To activate, go to www.att.com/lincoln. ⁵Available on select series. Restrictions may apply. See your dealer for details. ⁶Additional charge. ⁷New for 2022. ⁸Visit lincoln.com/fleet for complete package content. ⁹Horsepower and torque ratings based on premium fuel per SAE J1349® standard. Your results may vary. Horsepower and torque are independent attributes and may not be achieved simultaneously. ¹⁰Calculated via combined performance of the engine and electric motor with peak battery power. The calculations utilize SAE J1349 engine results and Lincoln electric motor dyno testing. Your results may vary.

2021
LINCOLN NAUTILUS®

Medium Premium
Utility Class

Models: Nautilus, Nautilus Reserve



Nautilus Reserve. Flight Blue Metallic. Available equipment.

EXTERIOR COLORS⁴

| | | | |
|---|--|----------------------------------|-----------------------------------|
| | | | |
| Pristine White Metallic Tri-coat ⁵ | Ceramic Pearl Metallic Tri-coat ⁵ | Iced Mocha Metallic ⁵ | Green Gem Metallic |
| | | | |
| Red Carpet Metallic Tinted Clearcoat ⁵ | Burgundy Velvet Metallic Tinted Clearcoat ⁵ | Artisan Blue | Flight Blue Metallic ⁵ |
| | | | |
| Silver Radiance Metallic | Asher Gray Metallic | Infinite Black Metallic | |

INTERIOR COLORS⁴

| | |
|-----------|--------------|
| | |
| Sandstone | Medium Slate |
| | |
| Ebony | Ebony/Roast |



STANDARD FEATURES

| | |
|---|---|
| 12V powerpoints (3) | MyKey® |
| AdvanceTrac™ with RSC® (Roll Stability Control™) | Perimeter alarm |
| Airbags – Driver’s knee, glove-box-door-integrated knee, front-seat side, and Safety Canopy® System with side-curtain airbags and rollover sensor | Personal Safety System™ for driver and front passenger with dual-stage front airbags |
| Audio – SiriusXM® with 360L with 3-month All Access trial subscription¹ | Piano key shifter |
| Dual-zone electronic automatic temperature control | Post-Collision Braking |
| Easy Fuel® capless fuel filler | Remote Start System |
| Electric parking brake | Reverse Sensing System |
| Engine – Turbocharged 2.0-liter I-4 | Seats – Heated 1st-row Comfort seats with 10-way power-adjustable driver and 8-way power passenger |
| Front-wheel drive (FWD) | SecuriCode® invisible keypad |
| Hill Start Assist | SOS Post-Crash Alert System™ |
| Intelligent Access with push-button start | SYNC® 4 with Enhanced Voice Recognition and 13.2" LCD capacitive touchscreen with 911 Assist® AppLink®, wireless Apple CarPlay® compatibility, wireless Android Auto™ compatibility, digital owner’s manual, and 2 smart-charging USB ports |
| LED headlamps with LED signature lamps | Tire Pressure Monitoring System (TPMS; excludes spare, when equipped) |
| Lincoln Connect™² with 4G LTE Wi-Fi hotspot capability³ | Transmission – 8-speed automatic |
| Manual tilt/telescoping steering column | |
| Mirrors – Body-color, power, heated sideview with autofold and LED turn signal indicators | |

STANDARD LINCOLN CO-PILOT360™

Auto High-Beam Headlamps • Blind Spot Detection with Cross-Traffic Alert • Lane-Keeping System (includes Lane-Keeping Aid, Lane-Keeping Alert and Driver Alert System) • Pre-Collision Assist with Automatic Emergency Braking (AEB) (includes Pedestrian Detection, Forward Collision Warning and Dynamic Brake Support) • Rear View Camera

AVAILABLE FEATURES

| | |
|---|--|
| Adaptive Cruise Control with Stop-and-Go and Lane Centering | Hands-free liftgate |
| Adaptive LED headlamps | Intelligent all-wheel drive (AWD) |
| Adaptive suspension | Power, panoramic Vista Roof® |
| Compact spare wheel and tire | Revel® Ultima Audio System with 19 speakers; includes HD Radio™ Technology |
| Engine block heater | Wireless charging pad |
| Engine – Twin-Turbocharged 2.7-liter V6 | |

AVAILABLE PACKAGES⁶

| | |
|--|--|
| Cargo Accessories and Mat Package (43C, 43D) | Lincoln Co-Pilot360 Plus Package (52C) |
| Cargo Utility Package (51U) | Monochromatic Package (53J) |
| Class II Trailer Tow Package (53G) | Ultimate Package (87L) |

DIMENSIONS & CAPACITIES

| EXTERIOR (in.) | | INTERIOR (in.) | |
|-----------------------|-------------------|-----------------------------|-----------------------|
| Length | | Rear | |
| Wheelbase | | Head room | 39.2 |
| Width | Including mirrors | Leg room | 39.6 |
| | Mirrors folded | Hip room | 55.6 |
| Height | | Shoulder room | 59.0 |
| INTERIOR (in.) | | CAPACITIES (cu. ft.) | |
| Front | | Passenger volume | 108.3 |
| Head room | 39.9 | Cargo volume | Behind front row 68.8 |
| Leg room (max.) | 42.8 | | Behind rear row 37.2 |
| Hip room | 56.4 | Fuel (gal.) | 18.0 |
| Shoulder room | 58.9 | Seating | 5 |

ENGINES

| | Turbocharged 2.0-liter I-4 | Twin-Turbocharged 2.7-liter V6 |
|------------------------|----------------------------|--------------------------------|
| Horsepower (hp @ rpm) | 250 @ 5,500 ⁷ | 335 @ 5,500 ⁷ |
| Torque (lb.-ft. @ rpm) | 280 @ 3,000 ⁷ | 380 @ 3,250 ⁷ |

¹Includes 3-month All Access trial subscription. SiriusXM audio and data services each require a subscription sold separately, or as a package, by Sirius XM Radio Inc. Your SiriusXM service will automatically stop at the end of your trial unless you decide to subscribe. If you decide to continue service after your trial, the subscription plan you choose will automatically renew thereafter and you will be charged according to your chosen payment method at then-current rates. Fees and taxes apply. To cancel you must call SiriusXM at 1-866-635-2349. See SiriusXM Customer Agreement for complete terms at www.siriusxm.com. All fees and programming subject to change. Not all vehicles or devices are capable of receiving all services offered by SiriusXM. Current information and features may not be available in all locations, or on all receivers. Satellite and streaming lineups vary slightly. ²At purchase, the Lincoln Connect modem is connected and sending vehicle data (e.g., diagnostics) to Lincoln. To disable, or for more information, see in-vehicle connectivity settings. Learn more at www.Connectedlincoln.com. Lincoln Connect, the Lincoln Way App and complimentary Connected Service are required for remote features (see Lincoln Way Terms for details). Connected service and features depend on compatible AT&T network availability. Evolving technology/cellular networks/vehicle capability may limit functionality and prevent operation of connected features. Connected service excludes Wi-Fi hotspot. Lincoln Way App, compatible with select smartphone platforms, is available via download. Message and data rates may apply. ³Wi-Fi hotspot includes wireless data trial that begins upon AT&T activation and expires at the end of 3 months or when 3GB of data is used, whichever comes first, but cannot extend beyond the trial subscription period for remote features. To activate, go to www.att.com/lincoln. ⁴Available on select series. Restrictions may apply. See your dealer for details. ⁵Additional charge. ⁶Visit lincoln.com/fleet for complete package content. ⁷Horsepower and torque ratings based on premium fuel per SAE J1349® standard. Your results may vary. Horsepower and torque are independent attributes and may not be achieved simultaneously.

2022
LINCOLN AVIATOR®

Large Crossover
Premium Utility Class

Models: Aviator Livery (Fleet only),
Aviator, Aviator Reserve,
Aviator Grand Touring¹



Aviator Grand Touring. Burgundy Velvet Metallic Tinted Clearcoat. Available equipment.

EXTERIOR COLORS⁵

| | | | |
|--|----------------------------------|--------------------------|------------------------|
| | | | |
| Pristine White Metallic Tri-coat⁶ | Ceramic Pearl Metallic Tri-coat⁶ | Bronze Smoke Metallic⁶,⁷ | Gilded Green Metallic⁷ |
| | | | |
| Burgundy Velvet Metallic Tinted Clearcoat⁶ | Flight Blue Metallic⁶ | Silver Radiance Metallic | Asher Gray Metallic |
| | | | |
| Infinite Black Metallic | | | |

INTERIOR COLORS⁵

| | |
|-----------|-------------|
| | |
| Sandstone | Ebony/Roast |
| | |
| Ebony | |

STANDARD FEATURES

| |
|---|
| 12V powerpoints (2) |
| 12.3" configurable digital instrument cluster |
| 110V/150W AC power outlet |
| AdvanceTrac™ with RSC® (Roll Stability Control™) |
| Airbags – Driver’s knee, glove-box-door-integrated knee, front-seat side, and 3-row Safety Canopy® System with side-curtain airbags, roll-fold technology and rollover sensor |
| Audio – SiriusXM® with 3-month All Access trial subscription² |
| Autolamp (Automatic On/Off Headlamps) |
| Easy Fuel® capless fuel filler |
| Engine – Twin-Turbocharged 3.0-liter V6 with Auto Start-Stop Technology |
| Front Parking Sensors |
| Hill Start Assist |
| Individual Tire Pressure Monitoring System (TPMS; excludes spare) |
| Intelligent Access with push-button start |
| LED daytime running lamps, headlamps, reverse lamps, taillamps and rear appliqué |
| Lincoln Connect™³ with 4G LTE Wi-Fi hotspot capability⁴ |
| Lincoln Drive Modes |
| Mirrors – Power, heated sideview with autofold, integrated LED turn signal indicators, Lincoln logo welcome mat, memory and auto-dimming driver’s side |

| |
|---|
| MyKey® |
| Perimeter alarm |
| Personal Safety System™ for driver and front passenger with dual-stage front airbags |
| Piano key shifter |
| Power liftgate |
| Power windows with one-touch-up/-down feature |
| Rain-Sensing Windshield Wipers |
| Rear-wheel drive (RWD) |
| Remote Start System |
| Seats – Heated 1st-row Comfort seats with 10-way power adjustability and driver’s side memory feature |
| Seats – 2nd-row 35/30/35 split-bench with power tip-and-slide release |
| Seats – 3rd-row PowerFold® 50/50 split-bench |
| SecuriCode® invisible keypad |
| Smart-charging USB ports for 2nd row (2) |
| SOS Post-Crash Alert System™ |
| Symphonic Chimes |
| SYNC® 3 with 10.1" LCD capacitive touchscreen with AppLink®, 911 Assist®, Apple CarPlay® compatibility, Android Auto™ compatibility, and 2 smart-charging USB ports |
| Transmission – 10-speed SelectShift® automatic |
| Tri-zone climate control |

STANDARD LINCOLN CO-PILOT360™ 1.5

Auto High-Beam Headlamps • Blind Spot Information System • Cross-Traffic Alert with Braking • Lane-Keeping System (includes Lane-Keeping Aid, Lane-Keeping Alert and Driver Alert System) • Pre-Collision Assist with Automatic Emergency Braking (AEB) (includes Pedestrian Detection, Forward Collision Warning and Dynamic Brake Support) • Rear Parking Sensors • Rear View Camera

AVAILABLE FEATURES

| |
|--|
| 2nd-row full center console with rear seat command and control |
| 360-Degree Camera with front camera wash |
| Adaptive suspension |
| All-wheel drive (AWD) |
| Engine – Grand Touring Plug-In Hybrid 3.0-liter V6 with electric motor |
| EV Pedestrian Sounder (Grand Touring) |
| Floor liners in 1st and 2nd rows |
| Hands-free liftgate |
| Head-Up Display |
| LED fog lamps |
| Phone As A Key |

| |
|--|
| Power, panoramic Vista Roof® |
| Power-tilt/-telescoping steering column with memory |
| Quad-Zone Climate Control with rear auxiliary heater/cooler |
| Revel® Ultima 3D Audio System with 28 speakers |
| Seats – Heated 1st-row Comfort seats with 12-way power adjustability and driver’s side memory feature |
| Seats – 2nd-row captain’s chairs with power tip-and-slide release |
| Voice-Activated Touchscreen Navigation System with pinch-to-zoom capability, and integrated SiriusXM Traffic and Travel Link® with 6-year subscription |
| Wheel lock kit |
| Wireless charging pad |

AVAILABLE PACKAGES⁸

| |
|------------------------------------|
| Class IV Trailer Tow Package (52Q) |
| Dynamic Handling Package (67B) |
| Elements Package (63B) |
| Elements Package Plus (63D) |
| Illumination Package (67R) |

| |
|------------------------------------|
| Lincoln Co-Pilot360 1.5 Plus (63P) |
| Luxury Package (65L) |
| Monochromatic Package (90J) |
| Premium Package (90F) |

DIMENSIONS & CAPACITIES

| EXTERIOR (in.) | | Aviator | Grand Touring |
|-----------------------------------|-------------------|---------|---------------|
| Length | | 199.3 | 199.3 |
| Wheelbase | | 119.1 | 119.1 |
| Width | Excluding mirrors | 79.6 | 79.6 |
| | Including mirrors | 89.9 | 89.9 |
| | Mirrors folded | 82.3 | 82.3 |
| Maximum height | | 69.6 | 69.2 |
| Minimum running ground clearance | | 7.8 | 7.9 |
| Liftover height (curb) | | 31.3 | 31.6 |
| Cargo rear opening height | | 29.1 | 29.1 |
| Cargo rear opening width at floor | | 46.6 | 46.6 |
| INTERIOR (in.) | | | |
| 1st Row | | | |
| Head room (max.) | | 41.5 | 40.2 |
| Leg room (max.) | | 43.0 | 43.0 |
| Hip room | | 58.5 | 58.5 |
| Shoulder room | | 61.5 | 61.5 |

| INTERIOR (in.) | | Aviator | Grand Touring |
|----------------------|-----------------|---------|---------------|
| 2nd Row | | | |
| Head room | | 39.7 | 38.4 |
| Leg room | | 39.0 | 39.0 |
| Hip room | | 58.3 | 58.3 |
| Shoulder room | | 61.3 | 61.3 |
| 3rd Row | | | |
| Head room | | 36.9 | 36.9 |
| Leg room | | 29.2 | 29.2 |
| Hip room | | 40.9 | 40.9 |
| Shoulder room | | 54.0 | 54.0 |
| CAPACITIES (cu. ft.) | | | |
| Cargo volume | Behind 1st row⁹ | 77.7 | 77.7 |
| | Behind 2nd row | 41.8 | 41.8 |
| | Behind 3rd row | 18.3 | 18.3 |
| Fuel (gal.) | | 20.2 | 18.0 |
| Seating | | 6, 7 | 6, 7 |

¹Available only at EV-certified Lincoln dealers. ²Includes 3-month All Access trial subscription. SiriusXM audio and data services each require a subscription sold separately, or as a package, by Sirius XM Radio Inc. Your SiriusXM service will automatically stop at the end of your trial unless you decide to subscribe. If you decide to continue service after your trial, the subscription plan you choose will automatically renew thereafter and you will be charged according to your chosen payment method at then-current rates. Fees and taxes apply. To cancel you must call SiriusXM at 1-866-635-2349. See SiriusXM Customer Agreement for complete terms at www.siriusxm.com. All fees and programming subject to change. Not all vehicles or devices are capable of receiving all services offered by SiriusXM. Current information and features may not be available in all locations, or on all receivers. Satellite and streaming lineups vary slightly. ³At purchase, the Lincoln Connect modem is connected and sending vehicle data (e.g., diagnostics) to Lincoln. To disable, or for more information, see in-vehicle connectivity settings. Learn more at www.Connectedlincoln.com. Lincoln Connect, the Lincoln Way App and complimentary Connected Service are required for remote features (see Lincoln Way Terms for details). Connected service and features depend on compatible AT&T network availability. Evolving technology/cellular networks/vehicle capability may limit functionality and prevent operation of connected features. Connected service excludes Wi-Fi hotspot. Lincoln Way App, compatible with select smartphone platforms, is available via download. Message and data rates may apply. ⁴Wi-Fi hotspot includes wireless data trial that begins upon AT&T activation and expires at the end of 3 months or when 3GB of data is used, whichever comes first, but cannot extend beyond the trial subscription period for remote features. To activate, go to www.att.com/lincoln. ⁵Available on select series. Restrictions may apply. See your dealer for details. ⁶Additional charge. ⁷New for 2022. ⁸Visit lincoln.com/fleet for complete package content. ⁹Includes rear cargo storage well.

2021 LINCOLN NAVIGATOR®/ NAVIGATOR L

Large Traditional Premium Utility Class
Models: Navigator, Navigator Reserve



Navigator. Silver Radiance Metallic. Available equipment.

EXTERIOR COLORS⁴

| | | | |
|---|--|--|---------------------|
| | | | |
| Pristine White Metallic Tri-coat ⁵ | Ceramic Pearl Metallic Tri-coat ⁵ | Burgundy Velvet Metallic Tinted Clearcoat ⁵ | Green Gem Metallic |
| | | | |
| Flight Blue Metallic ⁵ | Signature Navy Metallic | Silver Radiance Metallic | Asher Gray Metallic |
| | | | |
| Infinite Black Metallic | | | |

INTERIOR COLORS⁴

| | |
|------------|--------------|
| | |
| Cappuccino | Medium Slate |
| | |
| Ebony | Ebony/Russet |



STANDARD FEATURES

| |
|--|
| 12V powerpoints (4) |
| 110V/150W AC power outlet |
| Adaptive suspension |
| Airbags – Driver’s knee, glove-box-door-integrated knee, 1st- and 2nd-row side impact, and Safety Canopy [®] System with side-curtain airbags, roll-fold technology and rollover sensor |
| Audio – SiriusXM [®] with 3-month All Access trial subscription ¹ |
| Engine – Twin-Turbocharged 3.5-liter V6 |
| Enhanced Active Park Assist |
| Forward and Reverse Sensing Systems |
| Hands-free liftgate |
| Lincoln Connect ^{™2} with 4G LTE Wi-Fi hotspot capability ³ |
| Lincoln Embrace |
| Mirrors – Power-folding, heated sideview with Lincoln logo welcome mat, turn signal indicators, memory, and driver’s side auto-dimming feature |
| MyKey [®] |
| Perimeter alarm |
| Personal Safety System [™] for driver and front passenger with dual-stage front airbags |

| |
|---|
| Power-deployable running boards |
| Power-tilt/-telescoping steering column with memory |
| Rain-Sensing Windshield Wipers |
| Rear-wheel drive (RWD) |
| Seats – Heated and ventilated 1st-row Comfort seats with 10-way power adjustability, power lumbar and recline, and driver’s side memory feature |
| Seats – 2nd-row PowerFold [®] heated buckets |
| Seats – 3rd-row PowerFold 60/40 split bench |
| SecuriCode [®] invisible keypad |
| SOS Post-Crash Alert System [™] |
| SYNC [®] 3 with 10" LCD capacitive touchscreen with AppLink [®] , 911 Assist [®] , Apple CarPlay [®] compatibility, Android Auto [™] compatibility, and 2 smart-charging USB ports |
| Tire Pressure Monitoring System (TPMS; excludes spare) |
| Transmission – 10-speed SelectShift [®] automatic |
| Tri-zone climate control |
| USB ports (6) |
| Voice-Activated Touchscreen Navigation System |

STANDARD LINCOLN CO-PILOT³⁶⁰[™]

Auto High-Beam Headlamps • Blind Spot Detection with Cross-Traffic Alert • Lane-Keeping System (includes Lane-Keeping Aid, Lane-Keeping Alert and Driver Alert System) • Pre-Collision Assist with Automatic Emergency Braking (AEB) (includes Pedestrian Detection, Forward Collision Warning and Dynamic Brake Support) • Rear View Camera

AVAILABLE FEATURES

| |
|--|
| 4-Wheel-Drive (4WD) System |
| Adaptive Cruise Control with Stop-and-Go |
| Floor liners (1st and 2nd rows) |
| Head-up display |
| Lincoln Play Rear-Seat Entertainment System |
| Panoramic Vista Roof [®] |
| Power-deployable, illuminated running boards |
| Revel [®] Ultima Audio System |

| |
|--|
| Seats – 2nd-row PowerFold 40/20/40 split-fold bench with outboard heat |
| Tiered Cargo Area Management System |

| |
|--------------------------|
| FLEET EXCLUSIVE |
| Engine block heater |
| Enhanced Security System |

AVAILABLE PACKAGES⁶

| |
|--|
| Heavy-Duty Trailer Tow Package (536, 200A, 201A, 208A) |
| Luxury Package (68S, 201A, 208A) |

| |
|------------------------------|
| FLEET EXCLUSIVE |
| Livery Package (Navigator L) |

DIMENSIONS & CAPACITIES

| EXTERIOR (in.) | | Navigator | Navigator L |
|------------------------------------|-------------------|-----------|-------------|
| Length | | 210.0 | 221.9 |
| Wheelbase | | 122.5 | 131.6 |
| Overhang | Front | 38.2 | 38.2 |
| | Rear | 49.3 | 52.1 |
| Width | Including mirrors | 93.8 | 93.8 |
| | Mirrors folded | 83.6 | 83.6 |
| Height | 4x2 | 76.4 | 76.2 |
| | 4x4 | 76.3 | 76.1 |
| Minimum running ground clearance | 4x2 | 9.7 | 9.7 |
| | 4x4 | 9.6 | 9.6 |
| Lift-in height | | 35.0 | 34.9 |
| Cargo rear opening height | | 32.7 | 32.7 |
| Cargo rear opening width – Lower | | 51.4 | 51.4 |
| INTERIOR (in.) | | | |
| 1st Row | | | |
| Head room (max.) | | 41.8 | 41.8 |
| Leg room (max.) | | 43.9 | 43.9 |
| Hip room | | 61.9 | 61.9 |
| Shoulder room | | 65.2 | 65.2 |
| 2nd Row | | | |
| Head room | | 40.0 | 40.0 |
| Leg room | | 41.1 | 41.1 |
| Leg room (with seat full rearward) | | 42.3 | 42.3 |
| Hip room | | 61.6 | 61.6 |
| Shoulder room | | 65.1 | 65.1 |

TRAILER WEIGHT RATINGS⁷

| Hitch Class | Maximum Load |
|---|-----------------------|
| Navigator – 4x2 Class IV/4x4 Class IV | 8,700 lbs./8,300 lbs. |
| Navigator L – 4x2 Class IV/4x4 Class IV | 8,400 lbs./8,100 lbs. |

¹Includes 3-month All Access trial subscription. SiriusXM audio and data services each require a subscription sold separately, or as a package, by Sirius XM Radio Inc. Your SiriusXM service will automatically stop at the end of your trial unless you decide to subscribe. If you decide to continue service after your trial, the subscription plan you choose will automatically renew thereafter and you will be charged according to your chosen payment method at then-current rates. Fees and taxes apply. To cancel you must call SiriusXM at 1-866-635-2349. See SiriusXM Customer Agreement for complete terms at www.siriusxm.com. All fees and programming subject to change. Not all vehicles or devices are capable of receiving all services offered by SiriusXM. Current information and features may not be available in all locations, or on all receivers. Satellite and streaming lineups vary slightly. ²At purchase, the Lincoln Connect modem is connected and sending vehicle data (e.g., diagnostics) to Lincoln. To disable, or for more information, see in-vehicle connectivity settings. Learn more at www.Connectedlincoln.com. Lincoln Connect, the Lincoln Way App and complimentary Connected Service are required for remote features (see Lincoln Way Terms for details). Connected service and features depend on compatible AT&T network availability. Evolving technology/cellular networks/vehicle capability may limit functionality and prevent operation of connected features. Connected service excludes Wi-Fi hotspot. Lincoln Way App, compatible with select smartphone platforms, is available via download. Message and data rates may apply. ³Wi-Fi hotspot includes wireless data trial that begins upon AT&T activation and expires at the end of 3 months or when 3GB of data is used, whichever comes first, but cannot extend beyond the trial subscription period for remote features. To activate, go to www.att.com/lincoln. ⁴Available on select series. Restrictions may apply. See your dealer for details. ⁵Additional charge. ⁶Visit lincoln.com/fleet for complete package content. ⁷Requires available Heavy-Duty Trailer Tow Package. Max. towing varies based on cargo, vehicle configuration, accessories and number of passengers.



THERE IS A DIFFERENCE

Experience the Ford Fleet Difference. Our dedicated experts will give you and your fleet business their best – whether you’re calculating the benefits of a purchase or lease, looking to limit out-of-pocket maintenance expenses, adding special equipment, selecting specialty colors, or deliberating on limo/livery/hearse acquisitions. If you require vehicle service in the evening or on weekends, we can help you out. The same holds true if you’re making the leap to consolidate operations worldwide. After all, there’s nothing we find more rewarding than making a difference.

- Fleet Connectivity Tools
- Ford Telematics™
- Ford Credit® Commercial Financing
- Incentive Programs
- Government Programs
- Ford Commercial Vehicle Center
- Automotive Remarketing
- Ford Protect™ & Lincoln Protect™
- Original Parts
- Quick Lane®
- Certified Collision Network
- Fleet Care
- Ford Global Fleet
- Vehicle Special Order
- Fleet Advisory Board
- Ford Fleet Expert Contacts

FORD COMMERCIAL SOLUTIONS

To help increase vehicle uptime and productivity, we provide focused and relevant telematics and data tools that different kinds of fleets need to optimize, adapt, and become more operationally effective. We blend Ford and Lincoln technical expertise – including our unrivaled knowledge of Ford and Lincoln vehicles – with a hands-on understanding of real-world challenges to give you a partner you can depend on. Whether you need to reduce maintenance costs, manage compliance or improve efficiency in other ways, we can deliver the solutions you need.

FORD DATA SERVICES™

If you already have a preferred fleet management system, you'll still want to take advantage of our available Ford Data Services¹ for help making the most of the data generated by your modem-equipped Ford vehicles.

Ford Data Services collects and processes a wealth of vehicle data, so that it can be used to build actionable insights for your fleet. This manufacturer-grade vehicle data is delivered through our developer-friendly API (Application Programming Interface) to your business system or to an authorized service provider.



DEDICATED FORD HARDWARE

Seamless integration with your new Ford vehicles. Starting with the 2020MY, all new Ford vehicles come factory equipped with vehicle modems so there's no extra hardware to deal with, and no aftermarket installation costs.

Retrofit options for existing Ford fleet vehicles. So that your entire fleet can be connected, a plug-in device is available for your Ford and non Ford vehicles without a modem.

WEX FLEET FUEL CARDS

Fuel anywhere. Powered by WEX and accepted at 95% of U.S. gas stations, fleet fuel cards let your drivers fuel up wherever the job takes them.

Track spending. Track spending activity in real time by employee, location, time of day and more. Driver PINs at the pump help curb misuse.

Set guardrails on spending. Utilize limits that work best for your employees and business: by amount, location, authorized times and even product type.

FORD TELEMATICS ESSENTIALS

Take advantage of complimentary access to Vehicle Health data for Ford vehicles with an embedded modem.^{2,3} Data includes odometer reading, warning indicator lights, diagnostic trouble codes, and information regarding oil life, engine hours and recalls.

FORD TELEMATICS™

Software that does the hard work for you. This simple, yet powerful tool delivers manufacturer-grade information, insights and solutions right to your fingertips. The easy-to-use interface enables you to manage your fleet in real-time and quickly assess where you need to take action.



Improve asset utilization:

- Utilize GPS tracking and Geo-fencing capabilities
- Know where all vehicles are at all times to help you get the most out of your team



Optimize running costs:

- Monitor fuel consumption
- Identify areas of waste and causes too; improving efficiency can help you save money over the life of your vehicles



Maximize vehicle uptime:

- Create service rules that remind you when to schedule preventive maintenance
- Create a list of diagnostic trouble codes to quickly identify potential problems
- Proactively manage your fleet and quickly identify vehicle needs with vehicle health telemetry such as warning indicator lights, oil life remaining, odometer, and engine hours



Protect your fleet:

- Manage fleet and driver compliance daily
- Warnings such as safety-belt usage help you act fast to protect your staff, your vehicles and even your operation



Improve driver behavior:

- A range of valuable insights into driver performance, such as safety-belt usage and speeding, provide fleet managers with the opportunity to coach drivers



HAVE YOUR DRIVERS UTILIZE THE FORD TELEMATICS DRIVE MOBILE APP⁴

With the app, drivers can perform the following tasks:

- Select and share the details of the vehicle they are driving with Driver to Vehicle Association
- Complete a simple checklist to ensure that the vehicle is roadworthy with Daily Driver Checks
- Quickly and easily report vehicle issues with Issue Reporting, so they can be seen in the Ford Telematics web application and appropriately addressed

And best of all, the app is included with your Ford Telematics subscription.¹

DISCOVER HOW FORD TELEMATICS AND FORD DATA SERVICES CAN HELP IMPROVE YOUR FLEET UPTIME AND PRODUCTIVITY

Visit commercialsolutions.ford.com, call us at **1.833.811.FORD** (1.833.811.3673) or email us at fcs1@ford.com.



¹Available on vehicles with embedded modem or equipped with plug-in device (PID). Requires modem activation. Ford Telematics and Ford Data Services are subscription services subject to agreement to FSM terms and conditions. Subscription subject to monthly charge. Subject to OFAC and credit check for subscription eligibility. Connected service and features, and access to vehicle data depend on subscription and compatible AT&T network availability. Evolving technology/cellular networks/vehicle capability may limit functionality and prevent operation of connected features. ²Available on Ford vehicles with embedded modem. Requires modem activation and agreement to digital terms and conditions. Complimentary access will exist for the life of the vehicle or the life of the product. ³Connected service and features, and access to vehicle data depend on subscription and compatible AT&T network availability. Evolving technology/cellular networks/vehicle capability may limit functionality and prevent operation of connected features. ⁴Ford Telematics Drive app, compatible with select smartphone platforms, is available via download. Message and data rates may apply. Evolving technology/cellular networks may limit functionality and use of app.

FORD CREDIT® COMMERCIAL FINANCING

Ford Credit Commercial Lending Services help meet the demands of your business that require specialized knowledge and a unique customer focus. Ford Credit commercial finance and lease products are tailored to respond to your needs. We have dedicated sales and business center teams experienced in fleet and commercial business.

COMMERCIAL/FLEET BUYERS

Commercial Finance options can be tailored to meet your business needs. We help you choose options that make the most sense for your business.

- Features:
- Flexible payment terms
 - Combined billing availability for multiple units
 - No hidden fees

Commercial Red Carpet Lease (RCL) is a closed-end lease available for non-upfit vehicles with no residual risk – an ideal option for predictable-use vehicles. At lease end, when you complete your lease as agreed, simply bring the vehicle to your dealer. You are only responsible for excess mileage, and wear and use charges.

- Features:
- Monthly payments usually lower than similar-term finance payments
 - Allows for cash flow to be invested back into your business
 - Short-term leasing means new vehicles more often
 - Combined billing availability
 - Guaranteed Asset Protection (GAP) included

CommercialLease is a customizable, open-end lease program that allows flexibility to set the residual based on your business needs. This program can be tailored in a number of ways. The lessee is responsible for the residual at lease-end.

- Features:
- Accommodates upfits which can be residualized
 - High-mileage and heavy-usage vehicles
 - Flexible terms and combined billing
 - No acquisition, up-front or termination fees
 - No mileage restrictions
 - No wear and use lease-end charges

Commercial Line of Credit (CLOC).¹ We're here to help you run your business more efficiently. And your business can run better with a Ford Credit CLOC. Get the vehicles your business needs quickly, easily and with less hassle.

- Features:
- Available with Commercial Finance, Commercial RCL and CommercialLease
 - Credit approval for up to 12 months
 - Credit that frees up capital for other operating needs
 - No setup or non-utilization charges

Commercial GAPCoverage² provides protection when a purchased or CommercialLease vehicle is stolen or declared a total loss and the insurance settlement does not satisfy the outstanding balance on the vehicle.

Livery & Professional Vehicle Programs are special retail plans designed for those in the transportation business.

MUNICIPAL FINANCING

Municipal Financing is a lending program that helps state, local and municipal governments make the most of their operating budgets by providing flexibility, affordability and convenience when acquiring vehicles for essential services.

DAILY RENTAL FINANCING

Daily Rental Finance Plan is competitive vehicle financing for licensees of national franchises.

- Features:
- Competitive rates, amortizations and terms
 - Flexible financing for new and used vehicles

CHASSIS FINANCING

Chassis Inventory Finance Plan is inventory financing for qualified body companies purchasing trucks, van chassis and limousines that will be converted or upfit with a specialty body.

- Features:
- Terms up to 6 months
 - Interest-only financing until the vehicle is sold (up to 180 days)



To obtain a more detailed description of any of our commercial programs, please visit ford.com/finance/commercial-financing or your local Commercial Vehicle Center dealer.

INCENTIVE PROGRAMS

Fleet Incentive Programs from Ford Motor Company are available to customers with a Fleet Identification Number (FIN). Please contact **1.800.34.FLEET** and press option 1 and then 1 again to see if you qualify for a FIN and any incentives.

- A variety of incentives are available for eligible fleet accounts:
- National Off-Invoice Incentives – Eligible fleets may receive direct off-invoice incentives on Ford and Lincoln vehicles
 - Group Option Discounts – Select vehicles offer optional features that are packaged and made available at discounted prices
 - Specialized Fleet Incentives – A number of additional incentives may be available to select, specialized fleets, or to fleets using special types of vehicles, including daily or long-term rental companies, commercial business customers and government agencies

Please visit **fleet.ford.com** for vehicle-specific information.

GOVERNMENT PROGRAMS

Government Sales provides Government Price Concessions (GPCs) to eligible federal, state and local government agencies. GPCs may be granted to Ford and Lincoln Dealers bidding on federal, state and local government contracts that involve the sale of cars and trucks to eligible agencies. GPCs allow Ford and Lincoln Dealers to demonstrate corporate citizenship by providing discounted vehicle pricing exclusively to eligible federal, state and local government agencies. Contact your Ford or Lincoln Dealer for more details.

FORD COMMERCIAL VEHICLE CENTER

Advanced commercial vehicle expertise, in stock. Dedicated service, customer commitment, and advanced commercial vehicle expertise come standard with every Ford Commercial Vehicle Center dealer. Participating dealers offer a variety of hardworking Ford vehicles (in stock), with dedicated service, outstanding customer commitment, and custom financing. Bottom line? Program dealers help your business run smoothly — today and down the road. Find a highly qualified dealer near you at **fordcommercialvehiclecenter.com**.



AUTOMOTIVE REMARKETING

Automotive Remarketing Services (ARS) is a comprehensive, pick-up-to-payment remarketing service designed for financial institutions, daily rental accounts (risk units), Ford and Lincoln Dealers, and commercial fleets that remarket their own vehicles. ARS offers Ford Fleet customers another sales-distribution channel for optimizing resale values, and supplies remarketing customers with a wide range of quality pre-owned vehicles.

Find out how you can take advantage of the Ford lanes at the auction: Please contact ARS by phone at **1.866.277.9142** or by email at **ars@ford.com**. You can also learn more at **fleet.ford.com**.





PEACE OF MIND

FORD PROTECT™ & LINCOLN PROTECT™

Ford Protect and Lincoln Protect Extended Service and Premium Maintenance Plans enable you to budget your fleet expenses more easily and accurately. Premium Maintenance not only covers your routine oil changes, it covers multi-point inspections, as well as preventive care and replacement of selected “wear and tear” items that require periodic attention.

Ford Protect extended service plan coverage offers many deductible options and lets you lock in tomorrow’s costs at today’s rates. In addition to Component Coverage, all Ford Protect and Lincoln Protect mechanical programs feature:

- Service at all Ford or Lincoln Dealers (as applicable by vehicle) in the U.S., Canada and Mexico
- Maintenance service also available at Quick Lane® Tire & Auto Centers
- 100% backed by Ford Motor Company
- Limited out-of-pocket expenses
- Repairs made with Ford authorized parts by factory-trained and certified technicians
- 24-hour Roadside Assistance
- Included rental vehicle benefits
- 100% transferable coverage
- Available 24-month financing
- Eliminates service cost variability

ORIGINAL PARTS

Ford/Motorcraft® Parts Ford has built your vehicles to their highest standards using quality parts. We recommend that you choose Ford or Motorcraft parts whenever your fleet requires scheduled maintenance or repair to help keep your vehicles on the road.

One of the best ways to maximize fleet uptime is to use the parts that are specifically designed for your vehicles. Our Ford and Motorcraft parts are engineered to meet your vehicles’ specific requirements.

Collision Repairs We hope that your vehicles never experience a collision; however, accidents do happen. Genuine Ford replacement collision parts meet our stringent requirements for fit, finish, structural integrity, corrosion protection and dent resistance. During vehicle development, we validate these parts to deliver the intended level of protection as a whole system. Using anything other than a genuine Ford collision part can introduce the potential for failure to key safety or performance systems. The best way to know you are getting this level of protection is to use genuine Ford replacement collision parts, including your replacement glass needs. Vehicle glass is an integral part of the safety system and should always be replaced with Ford/Lincoln original equipment glass.

Warranty Ford and Motorcraft replacement parts are covered by our 2-year/unlimited-mileage Service Parts Warranty that has no commercial exceptions. See your Ford/Lincoln Dealer or Ford Authorized Distributor for limited-warranty details.



FORD PARTS



Motorcraft

QUICK LANE®

Quick Lane Tire & Auto Centers serve the maintenance needs of all vehicle makes and models, at more than 800 locations nationwide. All Quick Lane services are performed by certified technicians and are conveniently available on your schedule – with no need for an appointment, and evening and weekend service hours are offered. Look forward to extraordinary service using the latest diagnostic tools, quality parts from trusted brands like Motorcraft and Omnicraft,™ and tires from 16 name brands including Goodyear,® Continental and Michelin.® Stop in to Quick Lane for routine service that doesn’t have to disrupt your routine. For more information or to find a location, visit [quicklane.com](https://www.quicklane.com).

CERTIFIED COLLISION NETWORK

Ford Certified Collision Network (FCCN) is comprised of both dealer and independent collision repair centers that have invested in the tools, equipment and training to repair your fleet’s vehicles, including the latest F-Series® trucks, Expedition® and Lincoln Navigator® that utilize high-strength aluminum alloys.¹ To find the closest Ford Dealer Collision Center or Ford Certified Independent Collision Center, visit [collisions.ford.com](https://www.collisions.ford.com), select “Find a Collision Center,” then enter your ZIP code.



FLEET CARE

Ford Fleet Care features consolidated billing for repairs, maintenance and over-the-counter parts purchases at Ford and Lincoln Dealers, plus Quick Lane Tire & Auto Centers. (Ford Fleet Care is offered without enrollment fees or monthly use fees.) Key program elements include:

- Service lane and wholesale parts purchase details with monthly invoices (online or printed)
- All-make service billing that includes Ford as well as competitive-brand vehicles and trailers
- No driver cards needed
- Ford in-dealership system that displays approval levels set by customer
- Wholesale parts billing feature on an account card with Purchase Order instructions
- Electronic Funds Transfer (EFT) payment option for added convenience and security
- National glass program featuring OE glass, mobile installation and no-hassle pricing
- Roadside Assistance and Towing for vehicles beyond warranty and ESP coverages

For more details, please visit [fleetcare.ford.com](https://www.fleetcare.ford.com) or phone **1.800.367.3221**.

FORD GLOBAL FLEET

One solution for your worldwide fleet needs.

As an international team comprised of fleet representatives from every geographic region of Ford Motor Company, and uniquely dedicated to multinational customers, we provide:

- Product-led innovation – with a modern and efficient full-range product portfolio
- Continuously improved TCO, Safety, Technology, and Driver Experience
- Experienced, key account management
- Global manufacturing
- World-class dealer and service network

To negotiate a global fleet agreement, visit [fordglobalfleet.com](https://www.fordglobalfleet.com) for expert help.

GLOBAL FLEET BUSINESS DEVELOPMENT

BRION GOPIGIAN

Global Business Development Director
bgopigia@ford.com
313.594.4841

ALLEN WILLIAMS

Global Fleet Operations Coordinator
awill607@ford.com
313.594.4096

JAMES IVES

Global Fleet Analyst
jives9@ford.com
44.1908.892016

BERNADETTE WOOD

Global Fleet Analyst
bwood47@ford.com
44.1920.885180

VEHICLE SPECIAL ORDER

Vehicle Special Order (VSO) fulfills your specific needs. VSO provides you with special equipment and paint options that aren’t currently offered through regular or fleet-only production.

New VSO options begin with a “VSO Inquiry.” Each inquiry is received, reviewed and approved by VSO to ensure the end product is compatible with regular and limited-production options. The end product must also meet Ford Motor Company standards for quality, durability, safety and performance.

To submit a VSO Inquiry, please contact your dealer or leasing company. Inquiry response time takes an average of 8 business days for all vehicle lines except F-650/F-750 Super Duty.[®] Due to the complexity of this vehicle line, the average response time is 20 business days. Inquiry responses include Option Feasibility, Option Pricing and Option Development Timing. If an option request is feasible, engineering development timing may take 10 to 30 days, depending on complexity (wiring options may take longer).

VSO production timing varies. Vehicles produced with existing VSO options take an average of 60 to 90 days from order receipt to production. Vehicles produced with new VSO options must include the development timing stated in the VSO Inquiry response. For your planning purposes, VSO production typically begins about a month after Job 1 and balances out approximately one month prior to Job Last.

- Visit fleet.ford.com for full VSO details, including:**
- New option development (special equipment and paint)
 - Order assistance
 - Inquiry entry assistance to request new option development
 - Pilot model inspection coordination
 - Specification review coordination
 - VSO balance-out/start-up date publication

Contact VSO directly at 1.800.34.FLEET. Select “2” for the Fleet Customer Information Center and then “1” for VSO. For F-650/F-750 assistance, select “2,” followed by “1” and then “3.”

Contact your dealer for VSO Order Guide details.

To view the most current VSO equipment and paint options, ask your dealer to access fmcdealer.com for the VSO Ordering Guide. This guide is live, and the options are always up to date. Some VSO options may not be published in this guide if they were established for, and are restricted to, a specific Major Fleet Account.

Special paint for F-150,^{®1} Super Duty,¹ F-650/F-750, E-Series[®] Cutaway, Transit^{®2} and Police Interceptor[®] Utility:

| | | | |
|--------|---------------------------------|--------|--------------------------|
| | | | |
| W0046A | W1030B | W2323C | W3029N |
| | | | |
| W3075N | W3837N | W4650D | W4665D Vermillion Red |
| | | | |
| W4672D | W5684E Highest Volume Orange | W5685E | W6642F |
| | | | |
| W6695F | W7406G | W7514G | W7515G Green Gem |
| | | | |
| W7600G | W7603G | W7606G | W7862G |
| | | | |
| W8002H | W8049H | W8096H | W8161H |
| | | | |
| W8345H | W8816H | W8829H | W8866H |
| | | | |

School Bus Yellow
E-Series Cutaway and Transit are RPO.
Select paints are now RPO for F-150 and Super Duty; please check the appropriate order guide for those paint codes.

FLEET ADVISORY BOARD

Fleet Advisory Board (FAB) members represent you. Working together with Ford Fleet to identify opportunities for improvement that will be mutually beneficial to all parties, they always welcome suggestions regarding policies, procedures and marketing programs.

| | | |
|---|---|--|
| DANIELLE ALLSBROOK Ferguson Enterprises Manager, Logistics Planning & Operations | BILL KOKEMOR Henkels & McCoy, Inc. Vice President, Fleet Operations | CHARLES SCHWANBECK Finning Canada Service Asset Manager |
| JEREMY ALFORD Walsh Construction Senior Equipment Manager | JOE LOPEZ Occidental Oil & Gas Corp. Manager - Inv. & Warehouse | SAM SHIELDS Dycor Industries Senior Director of Fleet |
| SHERB BROWN Bobit Business Media Publisher | JAY MASSEY AmeriGas Propane Corporate Fleet Vehicle Manager | RICHARD SQUIRES Atmos Energy Corporation Fleet Sourcing Analyst |
| JANICE BUXTON Trane Technologies Fleet & Safety Manager | JEFF MCCORMICK Johnson Controls, Inc. Corporate Fleet Manager - NA/LATAM | DANIELLE STARIHA Cygnas Home Service Senior Fleet Manager |
| FRANK CUMMINS PECO, An Exelon Company Manager, Fleet Operations | MICHAEL MONTGOMERY Pepsico Senior Engineer, National Fleet | ADAM TOLLIFSON Ecolab Senior Manager, Procurement |
| KIMBERLY D’ALESSANDRO Energy Transfer Partners Fleet Director | BRANDON MORRIS Charter Communications VP, Corp. Fleet & Travel | CHRIS WESSEL DHL Senior Fleet Manager |
| JEREMY DONOHUE U-Haul International Director, Truck & Trailer Product | SCOTT MYERS ADT, Inc. Director, Fleet Operations | |
| KATE DUFFY Liberty Mutual Insurance Fleet Program Manager | CHRIS OTTO Best Buy Associate Manager, Fleet Operations | |
| JEREMY FERCH Milwaukee Electric Tool Director of Finance | BRYAN PARTRIDGE Home Depot Manager, Tool Rental | |
| RAY GIBSON Black Hills Corporation Fleet Senior Manager | JASON PUCELY Suez Water Technologies and Solutions Global Fleet Leader | |
| ERIC JAHNSEN Sunbelt Rentals, Inc. Director - Fleet Services | MICHAEL RIHA Allstate Insurance Co. Fleet Manager | |



COMMERCIAL FLEET

COMMERCIAL & GOVERNMENT FLEET SALES

| | | | |
|------------------------|--|-------------------|--------------|
| Philip Podgorny | General Manager, Commercial & Government Fleet Sales | ppodgorn@ford.com | 313.595.9775 |
| Jake Christopherson | Fleet Management Account Manager | jchri159@ford.com | 404.357.0732 |
| Ginger Kasanic | Commercial & Government Operations Manager | vkasanic@ford.com | 313.337.2599 |
| Michelle Christie-Hart | Commercial Operations Analyst | mchris48@ford.com | 313.595.0874 |

COMMERCIAL FLEET SALES – EAST

| | | | |
|----------------|---|-------------------|--------------|
| Brion Gopigian | East Regional Sales Manager – Global Fleet Business | bgopigia@ford.com | 313.845.1367 |
| Fred Belinskas | National Account Manager – Philadelphia | fbelinsk@ford.com | 949.510.9152 |
| Craig Cannons | National Account Manager – NC/SC | ccannons@ford.com | 678.984.4201 |
| Craig Fetty | National Account Manager – FL/South Georgia | cfetty@ford.com | 954.899.8664 |
| Amy Green | National Account Manager – New Jersey | amorga35@ford.com | 201.248.5311 |
| Dan O’Connor | National Account Manager – Washington, D.C. | doconno3@ford.com | 804.658.7960 |
| Tom O’Leary | National Account Manager – Boston/New England | toleary1@ford.com | 617.823.0693 |
| Eric Rice | National Account Manager – New York | erice34@ford.com | 201.921.9570 |

COMMERCIAL FLEET SALES – CENTRAL

| | | | |
|---------------------|---|-------------------|--------------|
| Bridget Butterfield | Central Regional Sales Manager | bbutterf@ford.com | 313.575.2892 |
| Dennis Bearden | National Account Manager – Michigan/Indiana | dbearden@ford.com | 313.319.0935 |
| Rory Cashman | National Account Manager – Minneapolis | rcashma2@ford.com | 201.575.0614 |
| Brad Clissold | National Account Manager – Cincinnati | bclisso1@ford.com | 513.252.8290 |
| Brett Day | National Account Manager – Kansas City | bday37@ford.com | 913.594.9830 |
| Tina Ferri | National Account Manager – Chicago South | tferri@ford.com | 773.562.9358 |
| Marty Kopera | National Account Manager – Chicago North | mkopera@ford.com | 630.962.4869 |
| Elisa Milano | National Account Manager – Cleveland/Columbus/Pittsburgh/Bufalo | eglassne@ford.com | 440.263.5919 |
| Steve Tyler | National Account Manager – Memphis | styler12@ford.com | 313.598.0152 |

COMMERCIAL FLEET SALES – WEST

| | | | |
|-----------------|---|-------------------|--------------|
| Don Borthwick | West Regional Sales Manager | dborthw1@ford.com | 313.623.8881 |
| Lance Buchanan | National Account Manager – NorCal/OR/WA/AK/ID | lbuchan1@ford.com | 415.307.4748 |
| Vic Kachel | National Account Manager – Denver | vkachel@ford.com | 303.949.9125 |
| Todd Kaufman | National Account Manager – Truck | tkaufma1@ford.com | 586.264.9255 |
| Wes Ostic | National Account Manager – Phoenix, Las Vegas, Salt Lake City | eostic@ford.com | 313.269.3774 |
| Joel Nielsen | National Account Manager – Houston | jnielse1@ford.com | 936.203.1794 |
| Bob Sanseverino | National Account Manager – Los Angeles | rsanseve@ford.com | 818.917.1401 |
| Jason Woods | National Account Manager – Dallas | jwoods23@ford.com | 214.923.6491 |
| Gary Wright | National Account Manager – TX/OK | gwright5@ford.com | 972.897.6590 |

SELECT ACCOUNT MANAGERS

| | | | |
|----------------|---------------------------|-------------------|--------------|
| Kiley Gardetto | Select Account Supervisor | kgardett@ford.com | 313.495.8763 |
| Erica Darthard | Select Account Manager | edarthar@ford.com | 313.390.1596 |
| Kyobe Jones | Select Account Manager | kjone384@ford.com | 313.390.1090 |
| Pam Page | Select Account Manager | ppage16@ford.com | 313.390.3076 |
| Katie Waetjen | Select Account Manager | knakonec@ford.com | 313.248.3883 |

GOVERNMENT FLEET SALES

| | | | |
|----------------|--|-------------------|--------------|
| Tony Gratson | U.S. Government Sales Manager | tgratson@ford.com | 313.390.1041 |
| Debra Hairston | Federal Government Sales Manager | dhairsto@ford.com | 313.390.1095 |
| Ron Anderson | State/Local Government Sales Manager | randers1@ford.com | 586.295.5216 |
| Tina Carley | Federal Government Sales Analyst | twoolum@ford.com | 313.390.1324 |
| Scott Clark | Government Sales Manager – Mountain West | sclark10@ford.com | 801.808.4982 |
| Josie DeMarco | Federal Government Sales Analyst | jdemarc4@ford.com | 313.390.1262 |
| Vicki Gleason | State & Local Government Sales Analyst | vgleason@ford.com | 313.390.1054 |
| Jordan Hancock | Federal Government Sales Analyst | jhanco15@ford.com | 313.248.4975 |
| Steve Hoe | Government Sales Manager – West | shoe@ford.com | 916.705.5350 |
| Chris Keady | Government Sales Manager – North Central | ckeady@ford.com | 313.595.4691 |
| Dan Mazurek | Government Sales Manager – Northeast | dmazure1@ford.com | 313.407.2973 |
| James Morgan | Government Sales Manager – Southeast | jmorga12@ford.com | 901.230.0125 |
| Stacy Padilla | Government Sales Manager – South Central | smerrill@ford.com | 214.497.0214 |

COMMERCIAL VEHICLES

COMMERCIAL VEHICLE BUSINESS MANAGERS

| | | | |
|------------------|--|-------------------|--------------|
| Rob Peruzzi | Commercial Vehicles Sales Manager | rperuzzi@ford.com | 313.806.0921 |
| Linda Jakubowski | Senior Project Manager | ljakubo3@ford.com | 734.320.7580 |
| Beth Brown | Commercial Business Specialist | ebrown14@ford.com | 313.595.4384 |
| Nick Buenger | Commercial Business Manager – Denver/Phoenix | nbuenger@ford.com | 303.918.3425 |

COMMERCIAL VEHICLE BUSINESS MANAGERS (CONTINUED)

| | | | |
|-------------------|---|-------------------|--------------|
| Mickey Calais | Commercial Business Manager – Kansas City/Memphis | mcalais@ford.com | 314.324.8175 |
| Danielle Carman | Commercial Business Manager – Pittsburgh | dcook126@ford.com | 412.477.0364 |
| Giuseppe Castagna | Commercial Business Manager – Detroit/Cincinnati | gcastag1@ford.com | 313.850.3446 |
| Rebecca Chase | Great Lakes, Southeast Regions | rchase@ford.com | 313.573.5868 |
| Butch Gosline | Commercial Business Manager – Washington, D.C. | agosline@ford.com | 703.731.5320 |
| Corey Hautzinger | Commercial Business Manager – Los Angeles/San Francisco | chautzin@ford.com | 425.736.0525 |
| Andy Hill | Commercial Business Manager – Atlanta/Charlotte | ahill10@ford.com | 678.522.4451 |
| Bob Hathaway | Commercial Truck Specialist – Select Dealer Region (900 Stores) | rhathaw9@ford.com | 321.301.0239 |
| Rob Jackson | Commercial Business Manager – Boston | rjack241@ford.com | 201.927.6359 |
| Karen Krodel | Commercial Business Manager – FL | kkrodel@ford.com | 407.467.5060 |
| Mark Lowrey | Commercial Business Manager – TX | mlowery2@ford.com | 651.398.8296 |
| Jonathan Martin | Commercial Business Specialist | jmar1144@ford.com | 313.573.6637 |
| Sean Masson | Commercial Business Manager – Philadelphia/NY | smasson3@ford.com | 267.745.1552 |
| Judy Nguyen | Commercial Business Manager – Seattle/San Francisco | jtse@ford.com | 425.891.7104 |
| Meredith Ray | Commercial Business Specialist | mray48@ford.com | 609.820.6121 |
| Jody Slucker | Commercial Business Manager – Chicago/Twin Cities/Detroit | jreimer1@ford.com | 630.776.9554 |

FLEET SUSTAINABILITY & ADVANCED TECHNOLOGY

| | | | |
|-----|--|-----|-----|
| TBD | Fleet Sustainability & Advanced Technology Manager | TBD | TBD |
|-----|--|-----|-----|

MARKETING SALES & STRATEGY

| | | | |
|----------------------|--|-------------------|--------------|
| Raj Sarker | General Marketing Manager | ssarkar2@ford.com | 313.348.3119 |
| Lindsey Bertino | Fleet Cross Vehicle Marketing and Technology Manager | ltarabul@ford.com | 248.302.9694 |
| Marci Bryant | Commercial Truck Assistant Brand Manager | mbryan78@ford.com | 313.390.2579 |
| Tiffany Chang Harold | Commercial Vehicle Product Strategy & Transformation Manager | tchang36@ford.com | 313.206.7859 |
| Tom Drobot | Product Order Support Specialist | tdrobot@ford.com | 313.390.7530 |
| Greg Ebel | Police Brand Marketing Manager | gebel4@ford.com | 313.316.9723 |
| Julie Ellenberger | Commercial Vehicle Product Marketing Manager | jellenb5@ford.com | 978.505.5737 |
| Roula Ellenburg | Fleet Integrated Marketing Manager | rellenbu@ford.com | 313.322.7881 |
| Emily Ferrara | Digital & Social Media Manager | eray29@ford.com | 313.390.4858 |
| Dan Hogan | Assistant Police Brand Marketing Manager | dhogan20@ford.com | 313.206.2312 |
| Kim Johnston | Limo Livery Marketing Analyst | kjohnst3@ford.com | 313.390.2779 |
| Ramzi Kort | Commercial Vehicle Product Marketing Manager | rkort@ford.com | 313.594.4088 |
| Malene Lane | Fleet Brand Strategy Manager | mlane59@ford.com | 313.322.3918 |
| Kevin Lieberum | Commercial Truck Product Marketing Manager | klieberu@ford.com | 313.236.2275 |
| Jennifer Mitchell | Commercial Van Assistant Brand Manager | jmitc314@ford.com | 248.921.4913 |
| Alex Murray | Major Events Planner | amurra74@ford.com | 313.206.8952 |
| Nate Oscarson | Commercial Truck Brand Manager | noscarso@ford.com | 313.390.1213 |
| Keith Powell | Senior Commercial Truck Analyst | kpowel35@ford.com | 313.390.1738 |
| Waldek Raczkowski | Residual Business Analyst | wraczkow@ford.com | 248.514.0461 |
| Bill Sapielak | Product Order Support Specialist | bsapiel1@ford.com | 313.390.5889 |
| Kevin Schad | Commercial Marketing Analytics Manager | kschad1@ford.com | 313.390.0629 |
| Stan Skrzypiec | Senior Commercial Truck Analyst | sskrzyp1@ford.com | 313.206.3288 |
| Holli Victory | Website Analyst | hvictory@ford.com | 313.322.5767 |
| Drew Walker | Commercial Van Brand Manager | awalk194@ford.com | 313.390.7058 |
| Allie Singleton | Commercial Vehicle Product Marketing Analyst | asingl14@ford.com | 612.875.8372 |

POOL ACCOUNTS & SPECIALTY VEHICLES

| | | | |
|-----------------|--|-------------------|--------------|
| Eric Haglund | CV Pool Account & Specialty Vehicle Manager | ehaglund@ford.com | 313.622.3230 |
| Charley Matus | Specialty Vehicle Account Manager | cmatus1@ford.com | 248.840.3169 |
| Kristen Farage | Pool Account Allocation and Scheduling Coordinator | kmeredyk@ford.com | 313.390.2713 |
| Joe King | Specialty Vehicle Account Manager | jking24@ford.com | 407.467.5061 |
| Phillip Wolbert | Assistant Manager Pool Marketing | pwolbert@ford.com | 313.594.7062 |

RENTAL & REMARKETING

| | | | |
|------------------|---|-------------------|--------------|
| Perry Fowler | General Manager – Rental and Remarketing Operations | pfowler@ford.com | 313.399.6846 |
| Wayne Boor | Rental Sales Manager | wboor@ford.com | 313.598.9467 |
| Brian Arvila | Rental Sales Manager – ODR & Canada | barvila@ford.com | 248.921.5102 |
| Tracey Eick | Rental Strategy & Dealer Daily Rental Manager | teick1@ford.com | 313.590.1514 |
| Dhamiera Johnson | Dealer Daily Rental Operations Analyst | dwheele8@ford.com | 313.390.1584 |
| Krista Pfeiffer | Rental Operations Manager | kpfeiff2@ford.com | 313.594.1237 |

FORD CREDIT COMMERCIAL LENDING

| | | | |
|-------------------|---------------------------------|-------------------|--------------|
| Jeffrey Drake | Commercial Brand Director | jdrake@ford.com | 313.618.7666 |
| Edgard Guitierrez | Commercial Marketing Analyst | egutie16@ford.com | 702.358.5375 |
| Steve Richter | Commercial Marketing Specialist | srichter@ford.com | 313.845.8165 |

COMMERCIAL FLEET MANAGERS – FORD CREDIT

| | | | |
|---------------------|-------------|-------------------|--------------|
| Griffin Wyatt | Central | gwyatt9@ford.com | 214.636.9532 |
| Mark Heminover | Great Lakes | mheminov@ford.com | 847.452.3240 |
| Dave Huard-Cossette | Canada | dcossett@ford.com | 365.292.3654 |
| Sean Kelly | West | skelly64@ford.com | 949.491.6660 |
| Steve Panke | East | spanke@ford.com | 862.229.3118 |
| Mark Samhat | Southeast | msamhat2@ford.com | 813.740.8600 |

MUNICIPAL FINANCE – FORD CREDIT

| | | | |
|-------------|----------------------------|-------------------|--------------|
| Tom McCarty | Manager, Specialty Finance | tmccart9@ford.com | 313.322.9717 |
|-------------|----------------------------|-------------------|--------------|

FORD OF CANADA

| | | | |
|---------------------|--|-------------------|--------------------|
| Peter Stoddart | General Manager, Fleet | pstodda1@ford.com | 905.845.2511 x1212 |
| Julie Ainsley | National Account Manager – Quebec/Atlantic | jainsley@ford.com | 514.744.1800 x4257 |
| Colleen Cook | Government Sales Specialist | ccook11@ford.com | 905.845.2511 x1598 |
| Brent Corder | Fleet Service Manager – Ontario | bcorder1@ford.com | 416.508.7467 |
| Stephanie Cornforth | National Account Manager – Western | scornfo1@ford.com | 403.540.7708 |
| Neil Drapeau | Fleet Service Manager – Quebec/Atlantic | ndrapea1@ford.com | 514.953.4383 |
| Mike Fisher | National Account Manager – Western | mfisher5@ford.com | 780.719.6885 |
| Fred Garzon | Commercial Sales Manager | fgarzon@ford.com | 905.845.2511 x1514 |
| Rob Gramada | National Fleet Sales Manager | rgramada@ford.com | 905.845.2511 x1213 |
| Kevin Jeffers | National Account Manager – Eastern | kjeffer5@ford.com | 416.618.5069 |
| Elyse Lamarre | Assistant Commercial Sales Manager | elamarr1@ford.com | 905.845.2511 x1214 |
| Callum McCreadie | Fleet Service Manager – Western | cmccread@ford.com | 780.446.4350 |
| Scott Nazarchuk | Government Sales Manager | snazarch@ford.com | 905.845.2511 x1924 |
| Kevy Stephen | Fleet Sales Operations and Analytics Manager | ksteph34@ford.com | 905.845.2511 x3139 |
| Denis Schofield | National Fleet Parts & Service Manager | dschofi1@ford.com | 905.334.9736 |
| Brent Smith | National Account Manager – Eastern | bsmith13@ford.com | 905.845.2511 x1222 |
| Barb Tilly | Fleet & Lease Marketing Manager | btilly@ford.com | 905.845.2511 x1260 |
| Fleet Headquarters | | focfhq@ford.com | 800.668.5515 |

FLEET CUSTOMER INFORMATION CENTER (FCIC)

1.800.34.FLEET (US) • 1.800.668.5515 (CANADA)

fleet.ford.com • fleet.ford.ca

Open 8:30 a.m. – 5:00 p.m. EST

The FCIC is dedicated to supporting Fleet Accounts by providing a single source to help answer all your questions.

FLEET SERVICE OPERATIONS

| | | | |
|---|--|--------------------------------------|--------------|
| Dee Dee Boykin | General Manager – Commercial Vehicle Parts & Service | dboykin2@ford.com | 949.379.9789 |
| Jeff Gillis | Fleet Service Support Supervisor | jgillis@ford.com | 313.845.5477 |
| Kris McCall | Modified Vehicle Manager | kmccall1@ford.com | 313.590.0974 |
| Matt Messina | Modified Vehicle Specialist | mmessin4@ford.com | 973.885.9732 |
| Ford Fleet Care Headquarters Hotline | | ffcadmin@ford.com | 800.367.3221 |
| Ford Fleet Network Headquarters Hotline | | ffnfieldsupport@fordfleetnetwork.com | 800.207.5517 |

SERVICE SUPPORT

EAST REGION

| | | | |
|-------------------|--|-------------------|--------------|
| Drita McNamara | Fleet Manager | dmcnama4@ford.com | 201.232.1847 |
| Nancy Ambraziejus | Fleet Zone Manager – Boston | nambrazi@ford.com | 774.245.8203 |
| Kyle Heaney | Fleet Zone Manager – Orlando | kheaney1@ford.com | 832.236.8511 |
| Mike Moncilovich | Fleet Zone Manager – Charlotte | mmoncilo@ford.com | 313.495.5341 |
| Katrina Murphy | Fleet Zone Manager – Washington, D.C./Philadelphia | kscott33@ford.com | 732.685.1324 |
| Brad Piper | Fleet Zone Manager – New York | bpiper6@ford.com | 703.498.1632 |
| Marisa Weeks | Fleet Management Company Specialist | mweeks3@ford.com | 313.594.7420 |
| Tim Zello | Fleet Regional Specialist | tzello@ford.com | 313.390.3505 |
| Jim Cipriano | Medium Duty Specialist | jcipri12@ford.com | 313.461.8950 |

CENTRAL REGION

| | | | |
|------------------|--|-------------------|--------------|
| Joe McDonald | Fleet Manager | jmcdon27@ford.com | 313.969.1575 |
| Michelle Best | Fleet Zone Manager – Kansas City | mbest10@ford.com | 816.266.1738 |
| Jane Evans | Fleet Zone Manager – Chicago | jevans9@ford.com | 708.288.5110 |
| Steve Hailey | Fleet Zone Manager – Memphis | rhailey@ford.com | 901.210.8452 |
| Richard Mailloux | Fleet Regional Specialist | rmaillo8@ford.com | 313.322.7867 |
| Eric Osborne | Fleet Zone Manager Fleet Management Companies/Rental | eosbor20@ford.com | 313.316.8538 |
| Mark Samples | Fleet Management Company Specialist | msample1@ford.com | 313.322.6684 |
| David Withrow | Medium Duty Specialist | dwithro7@ford.com | 313.549.1157 |

WEST REGION

| | | | |
|-----------------|--|-------------------|--------------|
| Chris Eldridge | Fleet Manager | jeldridg@ford.com | 562.235.9168 |
| Eric Cowan | Fleet Zone Manager – Pacific Northwest | ecowan@ford.com | 720.838.4726 |
| LaWanda Doss | Fleet Management Company Specialist | ldoss4@ford.com | 313.594.7264 |
| Gary Hileman | Fleet Technical Specialist | ghileman@ford.com | 313.390.1253 |
| Rick Keithley | Fleet Zone Manager – Northern California | rkeithle@ford.com | 916.893.4579 |
| Madeline Norris | Fleet Zone Manager – TX/OK | mlull@ford.com | 407.467.4980 |
| Nancy Petersen | Fleet Zone Manager – Southwest | npeter25@ford.com | 602.790.8598 |
| Craig Schubel | Medium Duty Specialist | cschubel@ford.com | 253.278.9163 |

SALES & MARKETING

| | | | |
|---------------|--|-------------------|--------------|
| Erik Strom | Fleet Service Operations Sales & Marketing | estrom@ford.com | 313.971.2982 |
| Kirk Born | Fleet Parts Specialist Team Leader | kborn5@ford.com | 313.300.6129 |
| John Coughlin | Dealer Network Specialist | jcough30@ford.com | 313.549.1876 |
| Rick Hawes | Business Growth Manager | rhawes@ford.com | 313.587.9107 |
| Bill Holden | Program Manager | wholden5@ford.com | 248.912.7457 |
| Julie Vangel | Business Growth Manager | jvangel1@ford.com | 313.390.7609 |
| Liya Wang | Data Scientist Analyst | lwang233@ford.com | 313.337.5519 |
| Mike Werner | Fleet Sales Operations and C&I Manager | mwerner2@ford.com | 313.248.7351 |

EAST MARKET

| | | | |
|-----------------|---|-------------------|--------------|
| Mark Abruzzi | Fleet Parts Specialist – Boston Region | mabruzzo@ford.com | 313.910.2152 |
| Albert Armstead | Fleet Parts Sales Manager – East | aarmste1@ford.com | 201.284.1897 |
| Keith Brockman | Fleet Parts Specialist – Long Island | kbrockm1@ford.com | 631.469.0151 |
| Jamelle Moore | Fleet Business Development Specialist | jmoor378@ford.com | 201.780.3977 |
| Cory Naro | Fleet Parts Specialist – Maryland | cnaro@ford.com | 734.492.9940 |
| David Nash | Fleet Parts Specialist – New Jersey | dnash44@ford.com | 313.348.6504 |
| Jim New | Fleet Parts Specialist – Washington, D.C. | jnew16@ford.com | 313.910.2135 |
| Bernie Sampson | Fleet Parts Specialist – Philadelphia | bsamps13@ford.com | 313.910.2144 |
| Jim Watson | Fleet Parts Specialist – New York | jwats192@ford.com | 313.390.2154 |

CENTRAL MARKET

| | | | |
|-----------------|---|-------------------|--------------|
| Barry Carver | Fleet Manager – Central | bcarver@ford.com | 214.642.5120 |
| Jack Burkett | Fleet Business Development Specialist – CMA | jburkett@ford.com | 214.280.5029 |
| David Cobb | Fleet Parts Specialist – Austin/San Antonio | dcobb24@ford.com | 210.439.7841 |
| Elliot DuCree | Fleet Parts Specialist – Houston (Metro) | educree@ford.com | 313.910.2107 |
| Glen Gagas | Fleet Parts Specialist – North Dallas | ggagas1@ford.com | 313.910.1999 |
| Frank Magnetico | Fleet Parts Specialist – South Dallas | fmagnet1@ford.com | 682.304.7818 |
| Rusty Mason | Fleet Parts Specialist – Kansas City | rmason90@ford.com | 313.549.1136 |
| Jason Watts | Fleet Parts Specialist – Memphis | jwatts67@ford.com | 313.910.2167 |

SOUTHEAST MARKET

| | | | |
|---------------|---|-------------------|--------------|
| Matt Copeland | Fleet Manager – Southeast | mcopelan@ford.com | 201.248.5305 |
| Mike Crichton | Fleet Business Development Specialist – Orlando | mcrichto@ford.com | 407.467.4989 |
| Terry Luise | Fleet Parts Specialist – Orlando | tluise@ford.com | 313.549.1549 |
| Troy Watson | Fleet Parts Specialist – Atlanta | twatso67@ford.com | 313.549.1656 |
| Rob Williams | Fleet Parts Specialist – Charlotte | rwill801@ford.com | 313.910.2128 |
| TBD | Fleet Parts Specialist – Miami | TBD | TBD |

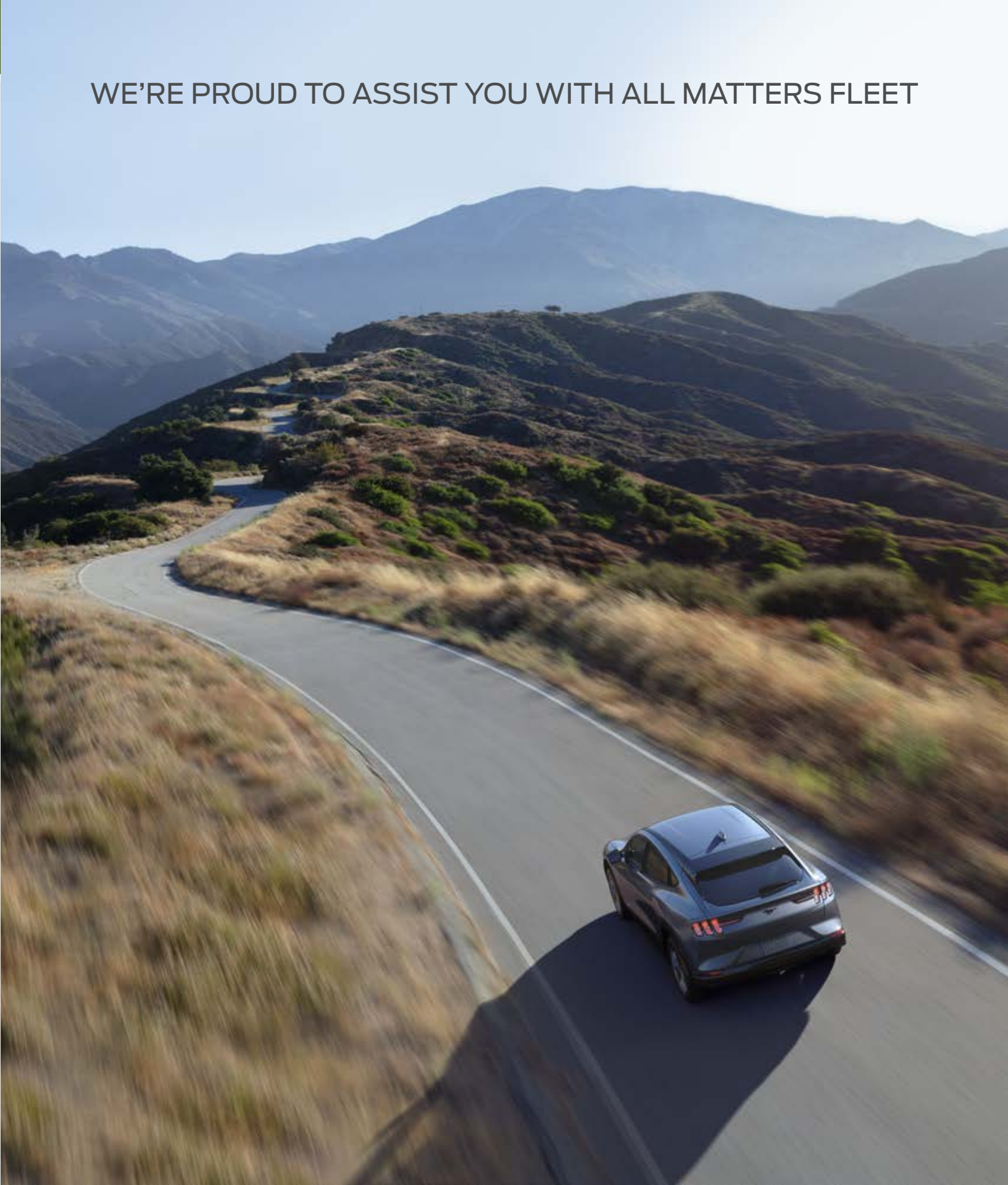
WEST MARKET

| | | | |
|------------------|--|-------------------|--------------|
| Tracy Smith | Fleet Manager – West | tsmith50@ford.com | 678.463.4313 |
| Keith Abarca | Fleet Business Development Specialist – West | kabarca@ford.com | 925.351.5607 |
| Brian Doud | Fleet Parts Specialist – Denver | bdoud@ford.com | 313.495.5404 |
| John Horrigan | Fleet Parts Specialist – Phoenix | jhorrig6@ford.com | 313.549.1486 |
| Reg LaFayette | Fleet Parts Specialist – Seattle | rlafayet@ford.com | 313.549.1137 |
| Anne Tran-Malone | Fleet Parts Specialist – Los Angeles, South | atranma1@ford.com | 313.495.5953 |
| Brien Milledge | Fleet Parts Specialist – Los Angeles, North | bmilled1@ford.com | 734.756.3075 |
| TBD | Fleet Parts Specialist – San Francisco | TBD | TBD |

GREAT LAKES MARKET

| | | | |
|-------------------|---|-------------------|--------------|
| Randall Rightmyer | Fleet Manager – Great Lakes | rrightmy@ford.com | 630.390.5512 |
| Zach Galvin | Fleet Parts Specialist – Twin Cities | zgalvin@ford.com | 313.549.1864 |
| Jim Pasko | Fleet Parts Specialist – Pittsburgh | jpasko2@ford.com | 440.387.1940 |
| Steve Riggins | Fleet Parts Specialist – Chicago, South | sriggin2@ford.com | 224.355.9469 |
| Philip Schnepf | Fleet Parts Specialist – Detroit | pschnepf@ford.com | 313.910.2015 |
| Lou Selvaggio | Fleet Parts Specialist – Chicago, North | lselvagg@ford.com | 313.549.1114 |
| Dwayne Washington | Fleet Business Development Specialist – Chicago | dwashi14@ford.com | 620.423.1410 |
| Ken Winters | Fleet Parts Specialist – Cincinnati | kwinte22@ford.com | 313.549.1875 |

WE’RE PROUD TO ASSIST YOU WITH ALL MATTERS FLEET



BOOKMARK IT

Our Ford Fleet website is where everything comes together – we mean *everything*.

- Analyze latest incentives and specialty vehicles
- Place and track your orders
- Decode a VIN
- Look up maintenance schedules
- Gather mobility, government and upfitter details
- Access owner's manuals and service publications
- Investigate parts and accessories materials
- Reference towing and emissions guides
- Obtain marketing information
- Tackle many more essential tasks

fleet.ford.com • 1.800.34.FLEET

FORD FLEET

North American Fleet, Lease & Remarketing Operations

Some features discussed may be optional. Vehicles may be shown with optional and aftermarket upfit equipment. Features shown may be offered only in combination with other options or subject to additional ordering requirements/limitations. Select features and packages are shown. Please visit fleet.ford.com for a complete Ordering Guide. Information in this Preview Guide was developed from Ordering Guides as of April 2021. Information is provided on an "as is" basis and could include technical, typographical or other errors. Ford makes no warranties, representations, or guarantees of any kind, express or implied, including but not limited to, accuracy, currency, or completeness, the operation of the information, materials, content, availability, and products. Ford reserves the right to change product specifications, pricing and equipment at any time without incurring obligations. All specifications and ratings based on preliminary data. • Always wear your safety belt and secure children in the rear seat, if equipped, and follow airbag warning label instructions. • Colors shown are representative only. Not all colors are available on all models. Visit fleet.ford.com for actual paint/trim options. • For more information on AdvanceTrac™ with or without RSC® visit fleet.ford.com. Remember that even advanced technology cannot overcome the laws of physics. It's always possible to lose control of a vehicle due to inappropriate driver input for the conditions. • SYNC®: Don't drive while distracted or while using handheld devices. Use voice-operated systems when possible. Some features may be locked out while the vehicle is in gear. Not all features are compatible with all phones. Message and data rates may apply.

Ford and Oval Device, Lincoln and the Lincoln Emblem, 911 Assist, Active Motion, Active Park Assist, ActiveX, AdvanceTrac, AppLink, Aviator, Badlands, Belt-Minder, Big Bend, Black Diamond, BLIS, BoxLink, Bronco, Built Ford Proud, Built Ford Tough, CenterSlide, Chassis Cab, Club Wagon, Control Trac, Corsair, E-Series, Easy Fuel, EcoBoost, Econoline, EcoSport, Edge, Escape, Expedition, Explorer, F-150, F-Series, Ford Co-Pilot360, Ford Credit, Ford Data Services, Ford Protect, Ford Safe and Smart, Ford Telematics, FordPass, FX4, Hill Descent Control, LARIAT, Lincoln Access Rewards, Lincoln Co-Pilot360, Lincoln Protect, Lincoln Way, Mach-E, Motorcraft, Mustang, MyColor, MyKey, Nautilus, Navigator, Omnicraft, Outer Banks, Personal Safety System, Platinum, Police Interceptor, Police Responder, Power Stroke, PowerBoost, PowerFold, PowerScope, Pro Loader, Pro Power Onboard, Pro Trailer Backup Assist, Quick Lane, Quickclear, RAPTOR, Roll Stability Control, RSC, Safety Canopy, Sasquatch, SecuriCode, SecuriLock, SelectShift, SOS Post-Crash Alert System, STX, Super Duty, SuperCab, SuperCrew, SYNC, Terrain Management System, TorqShift, Torque-On-Demand, Tough Bed, Trail Control, Transit, Transit Connect, TREMOR, Vista Roof, Wildtrak and related marks are trademarks of Ford Motor Company or Lincoln Motor Company.

Android Auto is a trademark of Google LLC • Apple CarPlay is a trademark of Apple Inc., registered in the U.S. and other countries. • BANG & OLUFSEN and B&O are registered trademarks of Bang & Olufsen Group. Licensed by Harman Becker Automotive Systems Manufacturing Kft. All rights reserved. • Bendix is a registered trademark of Knorr-Bremse used under license by Bendix Commercial Vehicle Systems LLC. • Bosch, HydroBoost and Hydro-Max are registered trademarks of Robert Bosch GmbH. • Goodyear is a registered trademark of The Goodyear Tire & Rubber Company. • GT350, GT500 and Shelby are registered trademarks of Carroll Hall Shelby Trust. • "HD Radio" and the HD Radio logo are proprietary trademarks of iBiquity Digital Corporation. • King Ranch is a registered trademark of King Ranch, Inc. • MagneRide is a trademarked technology of BWI Group. • Michelin and Selfseal are registered trademarks of Michelin North America, Inc. • Revel and the Revel logo are trademarks of HARMAN International Industries, registered in the United States and other countries. • SiriusXM and all related marks and logos are trademarks of Sirius XM Radio Inc. • The Bluetooth word mark is a trademark of the Bluetooth SIG, Inc.

Availability of technologies and systems described in this brochure varies by model and trim level. Not all systems are available on all Ford Motor Company vehicles. See your local Ford or Lincoln Dealer for complete details.



Printed in the USA. Please recycle.

© 2021 Ford Motor Company 22FLTFFG