

TABLE OF CONTENTS

Accessory Packages	13, 14	Passenger and Load Capacities ..	5
Air Conditioning	10, 15	Power Brakes	15
Automatic Speed Control	19	Power Steering	18
Basic Dimensions	5	Power Windows	12
Brakes—Drum, Disc	15	Quad/Command Seating	
Clock, Electronic Digital	12	Packages	12
Code Numbers	13-19	Radio and Tape Choices	12
Convert-A-Bed Packages	11	Road Wheels	7
Defroster, Rear Window	12	Seats and Trim	6
Electric Door Locks	12	Seat Conversion	11
Engines—		Sky Lite Sun Roof	12
Standard and Optional	8, 16	Sliding Door	4, 5, 16
Features	4	Standard and Optional	
Gauges	10	Equipment	15-19
Glass-Belted Radial Tires	9	Steel-Belted Radial Tires	9
Heater-Defroster	17	Steering Wheels—Standard	
Hubcaps	7	and Optional	7
Instrument Panel	10	Tape Player	12
Interior Dimensions	5	TorqueFlite Automatic	
Maximum Cooling Package	15	Transmission	8
Model Lineup	5	Trailer-Towing Packages	14
Overdrive Manual Transmission ..	8	Travel Seating Package	11
Packages	13, 14	Wheel Covers	7

FEATURES OF THE 1981 DODGE WAGON

For 1981, a Premium model has been added to those available on the 109.6-inch wheelbase. The new lineup includes four trim levels—Custom Wagon, Custom S.E. Wagon, Royal Wagon and Royal S.E. Wagon—and two wheelbases. The new numerical designations—B150, B250 and B350—replace the former B100, B200 and B300.

Exterior

- New grille treatment • Optional grille packages have been redesigned and include quad rectangular headlamps with halogen high-beam system • Seven-inch round single headlamps are standard on Custom Wagon • Front parking lamps, turn signals and side-marker light in modules are within the grille and wrap around onto the front fenders • Seven of the 13 available exterior paint colors are new. They are Daystar Blue Metallic, Nightwatch Blue, Medium Seaspray Green Metallic, Coffee Brown Metallic, Graphic Yellow, Medium Crimson Red, and Pearl White • Black paint-filled lower body-side and bright rear moldings are optional on Custom Wagon and Custom S.E. Wagon, standard on Royal Wagon and Royal S.E. Wagon • Royal S.E. models feature new woodtone side panel exterior • Optional bright rear hitch-type bumper improves the Dodge Wagon appearance, makes loading, unloading, entry and exit through the rear door easier • Sliding side passenger door is an available option on 109.6-inch and 127.6-inch wheelbase and 127.6-inch Maxiwagon models • Bright hubcaps are standard • Optional cast-aluminum, radial-ribbed road wheels available.

Interior


- Color-keyed instrument panel standard on all trim levels • Bucket seats feature curved tracks that give tall drivers plenty of headroom and shorter drivers a high seating position • Unibelt restraint system • Wide brake pedal on models equipped with TorqueFlite automatic transmission helps driver guide his foot accurately between brake and accelerator pedal. The parking brake on all models is foot operated • Full headlining for driver's compartment for inside appearance. Standard on all except Royal and Royal S.E. Wagons which use a soft-appearing cloth-covered headlining • Optional vented rear window with standard single rear door only—for more flow-through ventilation and fresh air • Front vent windows with positive detents.

Engine and chassis

- Front suspension isolation is achieved through the use of ozone-resistant rubber noise isolation pads between the front coil springs and the stub frame • Standard tuned front springs for maximum load and smooth ride • Location of automatic transmission dipstick and filler allows the owner or serviceman to check and add transmission fluid through the wide-opening hood • TorqueFlite automatic transmission includes a fuel-efficient lockup torque converter in most vehicles • 5.9-liter (360 CID) 4-barrel V-8 available for extra performance when needed.

Some major options

- Power front door windows for added convenience • Sky Lite sun roof available over driver compartment • New Quad Command seating packages • New Convert-A-Bed Packages for 5, 7 and 8 passengers • Halogen high-beam headlamp system, included with optional grille packages, increases high-beam lighting output approximately 25 percent and requires no increase in electric power. The whiter and brighter light significantly increases night road visibility • Illuminated vanity mirror adds to appearance and convenience • Electric door locks • Interior reading lamp for added convenience in night driving • Maintenance-Free batteries • Auxiliary transmission oil to air cooler • Front and rear bright bumpers with bumper guards and protective rub strips.



BASIC DIMENSIONS AND 1981 DODGE WAGON LINEUP

BASIC DIMENSIONS



109.6" Wheelbase



127.6" Wheelbase

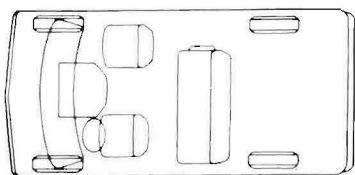


127.6" Wheelbase Maxiwagon

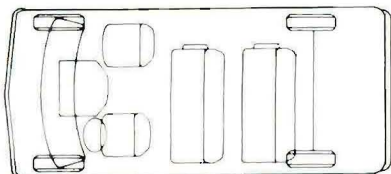
Overall height (Maximum)		79.0" (B150) 79.6" (B250)	79.0" (B150) 79.6" (B250) 80.9" (B350)	79.7" (B250) 80.6" (B350)
Track—front		67.8"	67.8" (B150) (B250) (B350)	67.8" (B250)
—rear		65.2"	65.2" (B150) (B250) 64.0" (B350)	65.2" (B250) 64.0" (B350)
Turning diameter (curb to curb)	B150 B250 B350	40.5' 40.5' —	46.2' 46.2' 52.4'	— 46.2' 52.4'
Effective headroom, driver		36.12"	36.12"	36.12"
Maximum inside width		72.2"	72.2"	72.2"
Front seat to rear door*		92.9"	110.9"	136.9"
Engine cover to rear door		117.3"	138.1"	164.1"
Standard rear seat to rear door		57.1"	75.1"	101.1'
Width between wheelhouses		50.0"	50.0"	50.0"
Rear and side hinged doors —opening height —opening width		47.2" 49.3"	47.2" 49.3"	47.2" 49.3"
Side sliding door —opening height —opening width		47.2" 39.8"	47.2" 39.8"	47.2" 39.8"
Floor-to-roof height		53.2"	53.2"	53.2"

*Driver's seat in rear position.

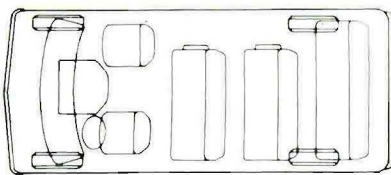
Dodge Wagon seating choices



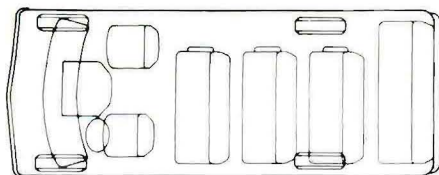
Standard 5-passenger seating for all wheelbase Dodge Wagon models.



Optional 8-passenger seating for 109.6" wheelbase B250 and 127.6" wheelbase B250 and B350 models.



Optional 12-passenger seating for the 127.6" wheelbase B350 models.



Optional 15-passenger seating for the 127.6" wheelbase B350 Maxiwagon.

109.6" wheelbase

- 5-passenger seating standard. Available B150 and B250.
- 8-passenger seating optional. Available B250.

127.6" wheelbase

- 5-passenger seating standard. Available B150, B250, B350.
- 8-passenger seating optional. Available B250, B350.
- 12-passenger seating optional. Available B350.

Maxiwagon

127.6" wheelbase

- 5-passenger seating standard. Available B250, B350.
- 8-passenger seating optional. Available B250, B350.
- 12-passenger seating optional. Available B350.
- 15-passenger seating optional. Available B350.

Maximum passenger and load capacities in pounds at maximum G.V.W.

Wagon model	109.6" Wheelbase	127.6" Wheelbase	127.6" Maxiwagon
B150	1,690 pounds	1,590 pounds	NA
B250	2,440 pounds	2,620 pounds	2,270 pounds
B350	NA	4,170 pounds	4,050 pounds

Some items pictured on this page and other pages are extra-cost items.

DODGE WAGON SEATS AND TRIM




Custom Wagon and Custom S.E. Wagon standard trim

These low-back, color-keyed driver and front passenger all-vinyl bucket seats and 3-passenger rear bench seat are standard on both Custom Wagon and Custom S.E. Wagon. Colors available are: Blue and Cashmere.

Royal Wagon standard trim

These low-back, color-keyed driver and front passenger deluxe vinyl bucket seats and 3-passenger rear bench seat are standard on Royal Wagon. Colors available are: Blue, Cashmere, and Red.



Royal S.E. Wagon standard trim


These color-keyed, high-back reclining deluxe cloth-and-vinyl Command bucket seats for the driver and front passenger, the 3-passenger rear bench seat in matching trim, are standard on Royal S.E. Wagon. Colors available are: Blue, Cashmere, and Red.

DODGE WAGON STEERING WHEELS, HUBCAPS, WHEEL COVERS AND ROAD WHEELS



Code LFA-LF5

This steering wheel is standard on B150 and B250 Custom Wagon and Custom S.E. Wagon models in 16½" size with manual steering and 15" size with power steering. Both feature 2 padded vinyl-covered spokes. The horn is activated by pressing the center pad.



Code LFB-LF4

This steering wheel is standard on B150 and B250 Royal Wagon models in 16½" size with manual steering and 15" size with power steering. Both feature 2 padded vinyl-covered spokes and a woodtone insert for the horn pad. The horn is activated by pressing the center pad.



Code LFC

This leather-wrapped steering wheel—with 2 padded, vinyl-covered spokes with woodtone insert in horn pad—is standard on B150, B250 and B350 Royal S.E. Wagon models. The horn is activated by pressing the center pad. Power steering is required on B150 and B250 models.



This bright hubcap is standard on all Dodge Wagons.



Code NH5

This bright wheel cover is optional on all models. Not available with P255/70R15 outline-white-letter, steel-belted radial tires (WFH).



Code RA3 (Set of 4)

This road wheel, size 15" x 7.00", features 8 steel spokes painted white and a 5-stud hub. Availability: optional on B150 and B250 Dodge Wagons, except B250 Maxi wagons. Not available with the following tires: P205/75R15 on B150, or P235/75R15 XL on B250 models.



Code RA4 (Set of 4)

This chrome 5-slot disc road wheel, size 15" x 7.00", is an available option on B150 and B250 Dodge Wagons, except B250 Maxi wagon. Not available with the following tires: P205/75R15 on B150, or P235/75R15 XL on B250 models.



Code RA8 (Set of 4)

This cast aluminum, radial-ribbed road wheel, size 15" x 7.00", is an available option on B150 and B250 Dodge Wagons, except B250 Maxi wagon. Not available with the following tires: P205/75R15 on B150, or P235/75R15 XL on B250 models.



Code NH6

This premium wheel cover is optional on B150 and B250 non-Maxi wagon models only. Not available with P205/75R15, P235/75R15 XL or P255/70R15 tires.





ENGINES

Standard six

—3.7-liter (225 CID) 1-barrel Slant Six (Available B150, B250—except B250 Maxiwagon)

Optional V-8's

- 5.2-liter (318 CID) 2-barrel V-8 (Standard on B250 Maxiwagon and B350 models) (NA in California)
- 5.2-liter (318 CID) 4-barrel V-8 (Standard on B350 models in California)
- 5.9-liter (360 CID) 4-barrel V-8 (Not available B150 or B250—49 state models)

ENGINE SPECIFICATIONS	 3.7-Liter (225 CID) 1-barrel Slant Six	 5.2-Liter (318 CID) 2-barrel V-8	 5.2-Liter (318 CID) 4-barrel V-8	 5.9-Liter (360 CID) 4-barrel V-8
Bore and Stroke	3.40" x 4.125"	3.91" x 3.31"	3.91" x 3.31"	4.00" x 3.58"
Compression Ratio	8.4 to 1	8.7 to 1	8.7 to 1	8.6 to 1
Air Cleaner (Dry Type)	Standard	Standard	Standard	Standard
Fuel Filter (In-Line)	Standard	Standard	Standard	Standard
Oil Filter (Throwaway Type)	Standard	Standard	Standard	Standard

Transmissions

Overdrive—4-speed manual

Standard on B150 and B250 models with 3.7-liter (225 CID) 1-barrel Slant Six or optional 5.2-liter (318 CID) 2-barrel V-8 and 5.2-liter (318 CID) 4-barrel V-8 in California. Not available on B250 Maxiwagons or B350 models or in California.

4-speed manual overdrive can increase fuel economy on the highway or in overdrive gear. Fully synchronized gears in all forward speeds make upshifting and downshifting smooth and quiet. (Gear ratios: first, 3.09 to 1; second, 1.67 to 1; third, 1.00 to 1; and fourth, 0.73 to 1)

3-speed TorqueFlite automatic

Available option on B150 and B250 models with standard 3.7-liter (225 CID) 1-barrel Slant Six or optional 5.2-liter (318 CID) 2-barrel V-8 and 5.2-liter (318 CID) 4-barrel V-8, or optional 5.9-liter (360 CID) 4-barrel V-8 on B250 in California and all B350 models. Standard on B250 Maxiwagons and all B350 models.



Brakes

Power brakes—disc front, drum rear standard on all models.

Rear brake sizes: B150—10" x 2½"
B250—10" x 2½"
B350—12" x 2½"

TIRES

B150

Order Code	Highway Tread Size and Load Range (P-metric)	 Tire Type	 Rim Size	Standard or Optional
WF3	P205/75R15 BSW	Glass-Belted	15" x 5.50"	Standard
WF4	P205/75R15 WSW	Radial	15" x 5.50"	Optional
WF8	P225/75R15 BSW	Glass-Belted	15" x 6.50"	Optional
WF9	P225/75R15 WSW	Radial	15" x 6.50"	Optional
WFA	P235/75R15 BSW	Glass-Belted	15" x 6.50"	Optional
WFC	P235/75R15 WSW	Glass-Belted	15" x 6.50"	Optional
WFF	P235/75R15 WSW	Steel-Belted	15" x 6.50"	Optional
WFG	P235/70R15 OWL	Radial	15" x 6.50"	Optional

BSW—Black sidewall tires. WSW—White sidewall tires. OWL—Outline white letter tires.

B250



Order Code	Highway Tread Size and Load Range (P-metric)	 Tire Type	 Rim Size	Standard or Optional
WF8	P225/75R15 BSW	Glass-Belted	15" x 6.50"	Standard
WF9	P225/75R15 WSW	Radial	15" x 6.50"	Optional
WFA	P235/75R15 BSW	Glass-Belted	15" x 6.50"	Optional
WFC	P235/75R15 WSW	Radial	15" x 6.50"	Optional
WFL*	P235/75R15 XL BSW	Steel-Belted	15" x 6.50"	Optional
WFN	P235/75R15 XL WSW	Radial	15" x 6.50"	Optional
WFF	P235/75R15 WSW	Steel-Belted	15" x 6.50"	Optional
WFH**	P255/70R15 OWL	Radial	15" x 7.00"	Optional

BSW—Black sidewall tires. WSW—White sidewall tires. OWL—Outline white letter tires.

*Standard on Maxi wagons.

**Requires RA3, RA4 or RA8 Road wheels.


B350

Order Code	Highway Tread Size and Load Range (P-metric)	 Tire Type	 Rim Size	Standard or Optional
TH4*	8.00 x 16.5E (10PR) BSW	Polyester	16.5" x 6.00"	Standard
TH7	8.00 x 16.5E (10PR) WSW	Bias Belted	16.5" x 6.00"	Optional
TJ2	8.75 x 16.5E (10PR) BSW	Polyester	16.5" x 6.75"	Optional
TJ4	8.75 x 16.5E (10PR) WSW	Bias Belted	16.5" x 6.75"	Optional
TH8	8.00R x 16.5E (10PR) BSW	Steel-Belted	16.5" x 6.00"	Optional
TJ6	8.75R x 16.5E (12PR) BSW	Steel-Belted	16.5" x 6.75"	Optional
TJ8	8.75R x 16.5E (12PR) WSW	Radial	16.5" x 6.75"	Optional


BSW—Black sidewall tires. WSW—White sidewall tires. OWL—Outline white letter tires.

*Standard on Maxi wagons.

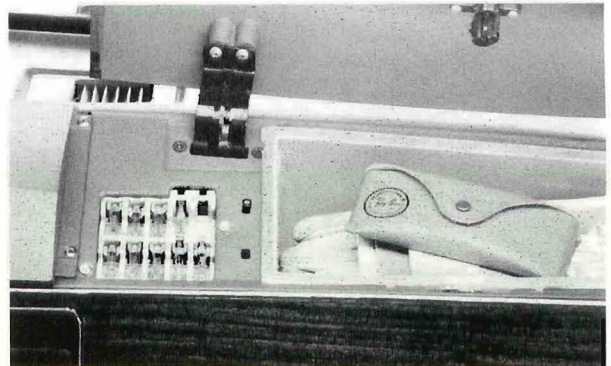
1981 DODGE WAGON FEATURES



Instrument panel



Air conditioning outlets



Fuse block in glove box

A passenger-car-type instrument panel is standard on Dodge Wagons. Controls for the heater, optional radios and optional air conditioner fit into openings designed into the panel. The standard instrument cluster includes speedometer, odometer, fuel gauge, engine temperature gauge, alternator gauge, oil pressure light, optional automatic transmission selector dial when optional automatic transmission is ordered on B150 and B250 (Standard with B250 Maxiwagon and B350 models), light switch and brake system light. A trip odometer and an oil-pressure gauge are optional on Custom, Custom S.E. and Royal Wagons. Woodgrain applique on lower face of the instrument panel is included with Royal and Royal S.E. Wagons. A handy storage bin is installed in the opening for the radio when the standard AM radio is deleted for credit on factory orders.

Servicing the instrument panel. Just remove 5 screws and you can remove the entire instrument panel faceplate and hood—so all gauges, speedometer and radio can be serviced from the face of the panel.

Spring-loaded, swing-up glove box door conceals handy fuse block when closed, makes it a no-stoop, no-strain job to check or replace fuses when open.

Integral front air conditioning (Code HA1)

The optional front air conditioner has 6 air outlets integrated into the instrument panel design. There are 4 outlets at the center of the panel and one at each end. The air outlets can be adjusted both vertically and horizontally and have vanes that move up and down to control airflow direction.

The air conditioner not only keeps you cool on hot, humid days, but it also can be used in combination with the heater to clear moisture from the windows on cool, humid days. Requires power steering with V-8 engine on B150 and B250 models and tinted glass or Sun Screen glass on all models.

The optional rear air conditioner greatly increases cool-air flow to the rear. Cool-air outlets for this unit are located behind the first and second bench seats on the side trim panels on the driver's side. This system can be ordered without auxiliary heater (HA3) or in combination with the optional auxiliary heater (HA4) for additional year-around comfort. Requires front-mounted integral air conditioning (Code HA1) and minimum 375-ampere Cold Crank battery. (Available 127.6" wheelbase models only.)




Both seats facing forward.



Dinette position.



Lounge position.



Bed position.

8-Passenger "Travel" Seating Package (YK1)

The optional 8-passenger "Travel" Seating Package is designed to make any Dodge Wagon 127.6"-wheelbase B250 or B350 model or the Maxiwagon except B350 Maxiwagon with 8,510-pound G.V.W. Package more comfortable for all types of traveling. It includes driver and front-passenger non-swivel high-back Command bucket seats and two 3-passenger quick release bench seats with fold-down seat-backs replacing the conventional passenger seats. These seats can be placed in a conventional position—both facing forward; they can be folded down to make a bed; the front bench seat can be reversed and its seat-back lowered to form a wide lounge position—or the front bench seat can simply be reversed and the tabletop installed to form a dinette arrangement.

This versatile seating arrangement will make your wagon more comfortable whether you're driving across the country or taking friends with you on short trips. It is available only on 127.6"-wheelbase B250 and B350 Royal or Royal S.E. models. This seating package also has the quick-release feature so that the 3-passenger bench seats can be removed or installed in a jiffy simply by lifting the release levers. (Also includes 2 dome reading lamps.)

New Convert-A-Bed Packages

These new optional packages provide Dodge Wagon models with a variety of sleeping accommodations.

5-Passenger Convert-A-Bed Package (YK2)

Includes driver and front passenger low-back bucket seats and one 3-passenger rear seat with 3-cushion foldout double bed. Available all models except B350 Maxi wagons with 8,510-pound G.V.W. Package. This package requires Custom S.E. or Royal Package at extra cost. Available in blue or cashmere trim.

7-Passenger Convert-A-Bed Package (YKB)

Includes driver, front passenger, and 2 rear passenger high-back swivel Command seats in cloth; one 3-passenger rear seat with 3-cushion foldout double bed. Available on 127.6"-wheelbase B250 and B350 Maxi wagons only. Not available with 8,510-pound G.V.W. Package on B350 Maxi wagons or with auxiliary rear heater on all models. Requires Royal Package at extra cost.

8-Passenger Convert-A-Bed Package (YW5)

Includes driver and front passenger low-back bucket seats and one 3-passenger stationary bench seat and one 3-passenger rear seat with 3-cushion foldout double bed. Available on B250 and B350 127.6" wheelbase models only. Not available with 8,510-pound G.V.W. Package on B350 Maxi wagons. This package requires Custom S.E. or Royal Package at extra cost. Available in blue or cashmere trim.

MORE DODGE WAGON FEATURES

Quad Command Seating Package



Quad Command Seating Packages

These packages provide extra comfort for passengers seated directly behind the front compartment.

4-Passenger Quad Command Seating Package (Code YK3)

Includes 2 front and 2 rear high-back Command bucket seats with swivel. This package is available for all Dodge Wagons, but requires Royal or Royal S.E. Packages at extra cost. The trim is cloth-and-vinyl with the Royal Package, or Deluxe cloth-and-vinyl with reclining feature for the Royal S.E. Package. Not available with 8,510-pound G.V.W. Package on B350 Maxi wagons or with auxiliary rear heater on 127.6" wheelbase wagons and Maxi wagons.

7-Passenger Quad Command Seating Package (Code YKA)

Includes 2 front and 2 rear high-back Command bucket seats with swivel, plus an additional 3-passenger bench seat in matching cloth-and-vinyl. This package requires Royal or Royal S.E. Package at extra cost.


Radio*

A wide variety of radio options is available to let you select a sound system that will fit you and your needs: AM/FM (Code LM4); AM/FM stereo (Code LM2); AM/FM stereo with 8-track tape player (Code LM3); AM/FM stereo with 40-channel CB transceiver (Code LM7); new AM/FM stereo with cassette tape player and Dolby† noise reduction system (Code LMF); and AM/FM stereo with Search-Tune (Code LM8). The optional CB radio includes a CB monitor mode so that you can monitor a chosen CB channel while listening to the broadcast bands. It also features a digital readout, detachable microphone, 40 channels, CB antenna with hidden loading coil and more.


*An AM monaural radio is standard on all models.

†Dolby is a trademark of Dolby Laboratories, Inc.

AM/FM stereo Search-Tune radio



Electronic digital clock



Electric door locks

Sky Lite Sun Roof (GN7)

Dodge Wagon offers an optional pop-up Sky Lite sun roof over the driver's compartment for all models. The Sun Screen glass (gray) used in the Sky Lite reduces the transmission of visible light and solar energy.

Power Front Door Window Option (LG1)

Dodge Wagon offers the convenience of power front door windows. Switches on the driver's door operate both front windows. A switch on the passenger's door can be used to raise or lower passenger window only.

Electronic Digital Clock (Code LG6)

This clock features a blue-green vacuum fluorescent display that is easy to read. It has crystal-controlled accuracy to within 60 seconds a month. The fluorescent display has a bright intensity for daytime, a soft intensity for nighttime. Included in Royal or Royal S.E. Packages.

Electric Door Locks (Code LG3)

You can lock or unlock both your own door and the opposite passenger door as well as the side and rear doors before you leave the vehicle by pushing down on your optional electric door lock button or pulling it up.

Rear Window Defroster (Code LG8)

Available on single rear door Dodge Wagon models with fixed window only. Clears away fog and frost quickly at the flip of an instrument panel switch.

Quick-release, 3-passenger rear bench seat can be removed quickly to increase cargo space, and can be re-installed quickly to restore seating capacity. Just lift the convenient levers and the seat latches release from the floor support—so the seat can be lifted out.

1981 DODGE WAGON PACKAGES

CUSTOM S.E. WAGON PACKAGE *(Available all models)*

Code YP3

Exterior

- "Custom S.E. Wagon" Front Door Nameplates • Bright Molding Around Windshield, Side and Rear Windows (Except driver's door and passenger door windows)
- Bright Taillamp Bezels • Painted Grille Insert with Quad Rectangular Headlamps and Halogen High-Beam System

Interior

- Color-Keyed Driver and Passenger Low-Back Bucket Seat and Rear Bench Seat with Vinyl Trim • Instrument Panel Lower Skirts—Left and Right Sides • Cigar Lighter • Full Headliner, Driver and Passenger Compartment (Color-keyed) • Vinyl Door and Side Trim Panels with Plaid Insert • Color-Keyed Carpeting • Dash Liner Insulation • Garnish Trim over Front-Door Headers and Around Rear-Compartment Windows

ROYAL WAGON PACKAGE *(Available all models)*

Code YP4

Exterior

- "Royal Wagon" Front Door Nameplates • Bright Grille and Quad Rectangular Headlamps with Halogen High-Beam System • Bright Lower Side and Rear Moldings • Bright Moldings around Windshield, Side and Rear Windows (Except driver's door and passenger door windows) • Bright Taillamp Bezels • Bright Front and Rear Bumpers • Bright Dual 5" x 7" Exterior Rearview Mirrors

Interior

- Woodgrain Applique on Lower Face of Instrument Panel • Color-Keyed Driver and Passenger Lower-Back Bucket Seats and 3-Passenger Bench Seat with Deluxe Vinyl Trim • Instrument Panel Lower Skirts—Left and Right Sides • Cigar Lighter • Horn Pad with Woodtone Insert • Spare Tire Cover—Color-Keyed • Vinyl Door and Side Trim Panels with Woodtone Trim • Color-Keyed Carpeting • Dash Liner Insulation • Dome Light Switches, Door Operated—All Doors • Unibelt Restraint System (Color-keyed)—Driver and Passenger Bucket Seats Only • Garnish Trim over Front Door Headers, and Around Rear-Compartment Windows and Over Front Pillar and Windshield • Dual Electric Horns • Headliner, Full, Cloth-Covered Insulation • Accessory Floor Mats (Color-keyed) • Clock, Electronic Digital

ROYAL S.E. WAGON PACKAGE *(Available all models)*

Code YP5

Exterior

- "Royal S.E. Wagon" Front Door Nameplates • Bright Upper and Lower Side and Rear Moldings • Bright Moldings Around Windshield, Side and Rear Windows (Except driver's door and passenger door windows)

- Bright Grille with Quad Rectangular Headlamps and Halogen High-Beam System • Bright Taillamp Bezels • Bright Front and Rear Bumpers with Bumper Guards and Protective Rub Strips • Bright Dual 5" x 7" Exterior Mirrors • Body-Side and Rear Woodtone-Type Applique with Dual Gold Accent Stripes

Interior

- Woodtone Applique on Lower Face of Instrument Panel • Instrument Panel Lower Skirts—Left and Right Sides • Cigar Lighter • Horn Pad with Woodtone Insert • Unibelt Restraint System (Color-keyed)—Driver and Passenger Bucket Seats • Driver and Passenger Compartment Color-Keyed Soft Cloth-Covered Headliner • Spare Tire Cover—Color-Keyed • Deluxe High-Back Cloth-and-Vinyl Reclining Command Front Bucket Seats with Inboard Folding Armrests and Deluxe Cloth-and-Vinyl 3-Passenger Bench Seat (Color-keyed) • Vinyl Door and Side Trim Panels with Woodtone Trim, Front Door Applique and Pull Strap • Color-Keyed Carpeting • Carpeted Engine Housing Cover—Color-Keyed • Dash Liner Insulation • Dome Light Switches, Door Operated—All Doors • Garnish Trim over Front Door Headers, and Around Rear-Compartment Window and Front Pillar and Windshield • Dual Electric Horns • Accessory Floor Mats (Color-keyed) • Clock, Electronic Digital • Oil Pressure Gauge and Trip Odometer • Power Steering (Standard on B350) • Leather-Wrapped, Color-Keyed Steering Wheel • 10-Inch Day/Night Inside Mirror • Glove Box Lock and Light • Windshield Wipers, Deluxe, Two-Speed, Intermittent • In-Car-Actuated Hood Release • Ignition and Headlamp Switch with Time Delay • Cigar Lighter Light • Courtesy Step-Well Lamp, Front and Side Doors

LOCK PACKAGE

Code NB1

- Two Keys: • 1 for Ignition and Front Doors • 1 for Side and Rear Doors

CONVENIENCE PACKAGE

Code YF1

- Cigar Lighter (Included with Custom, S.E. and Royal) • Glove Box Lock • 10" Day/Night Rearview Mirror • In-Cab-Actuated Hood Lock Release • Windshield Wipers, Two-Speed, Intermittent

LIGHT PACKAGE

(Requires cigar lighter at extra cost)

Code YL4

- Ignition and Headlight Switch with Time Delay (Not available with tilt steering column) • Glove Box Light • Automatic Door Switches for Interior Dome Lights (Included with Royal Package and standard with tilt steering column) • Step-Well Courtesy Lamps for Front and Side Doors (Available for Custom S.E. and Royal models) • Cigar Lighter Light

MORE DODGE WAGON PACKAGES

LIGHT-DUTY TRAILER-TOWING PACKAGE

(Available on all models. Not available with 4-speed overdrive transmission B150 and B250 models. Requires automatic transmission on B150 and B250 models. And 36-gallon replacement fuel tank on all models.)

Code YC4

• Maximum Engine Cooling • Heavy-Duty, Variable-Load Turn-Signal Flasher • 7-Wire Harness • Bright Rear Hitch-Type Bumper • Class 1 Ball Hitch (1 $\frac{7}{8}$ " diameter)

HEAVY-DUTY TRAILER-TOWING PACKAGE

(Available on B250 and B350 models only. Not available with 6-cylinder engine or 4-speed overdrive transmission on B250 models. Requires V-8 engine, automatic transmission on B250 models, and an auxiliary transmission oil cooler and 36-gallon replacement fuel tank on all models.)

Code YC3

• 63-Ampere Alternator • 430-Ampere Cold Crank (Maintenance-Free) Battery • Maximum Cooling • 7-Wire Harness • Heavy-Duty Front and Rear Shock Absorbers • Class IV Tow-Bar Hitch (Load equalizing) • Heavy-Duty Variable-Load Turn-Signal Flasher

CONVERT-A-BED PACKAGES (See page 11).

QUAD COMMAND SEATING PACKAGES (See page 12).

TRAVEL SEATING PACKAGE (See page 11).

HEAVY-DUTY INSULATION PACKAGE (Code YD8)

Included with air conditioning Code HA1.

	Custom Wagon	Custom S.E. Wagon	Royal Wagon and Royal S.E. Wagon
Interior Lower Fiberglass Insulation Panels (Not available on standard single rear door or optional sliding side doors)	•	•	•
Interior Lower Trim Panels in Passenger Compartment (Available in Blue, Green or Cashmere)	•		
Full-Length Headlining with Insulation	•	•	
Color-Keyed Garnish Trim over Front Door Headers, Sliding Door Track and around Rear-Compartment Windows and Headliner	•		
Insulation under Floor Covering	•	•	•
Dashliner Insulation	•		

EMISSION REDUCTION CONTROL SYSTEM

Code HC5

Mandatory on all vehicles registered in the state of California.

EXTERIOR MOLDING

Code MBK

Upper side and rear Exterior Molding Package. Includes bright taillamp bezels. Included with Paint Procedures PXS.

Code MBT


Lower side and rear Exterior Molding Package. Included in Paint Procedure PXS, Royal Package, and Royal S.E. Package.

Code YM3

Upper side and rear, and lower side and rear Exterior Molding Package. Included in Paint Procedure PXS and Royal S.E. Package. (Not available with Royal Package or Paint Procedure PXW.)

Code MBZ

Wheel-Opening Molding Package. Not available with lower and rear moldings (MBT or YM3) or Paint Procedure PXS.



SELECTED STANDARD AND OPTIONAL EQUIPMENT




Sales Code	Item	Dodge Wagon
	Air Cleaner —Dry Type	S
HA1	Air Conditioning* Integral Front—Includes 63-Ampere Alternator, Maximum Cooling with 6-Cylinder Engine or Increased Cooling with 8-Cylinder Engine and Deluxe Heater. Requires Tinted Glass All Around (Code GL2) or Sun Screen Glass (Code GLA). Also Requires Power Steering with V-8 Engines on B150 and B250. For All Models	E
	Auxiliary Rear —Requires Front-Mounted Integral Air Conditioning (Code HA1) and Minimum 375-Ampere Cold Crank Battery (Code HF7) at Additional Cost. Available on 127.6" Wheelbase Models Only.	
HA3	Without Auxiliary Heater	E
HA4	With Auxiliary Heater	E
	Alternator	
	48-Ampere	S
HE4	63-Ampere—Included with Air Conditioning and Heavy-Duty Trailer-Towing Packages	E
HEA	117-Ampere	E
AZ1	Axle, Rear —With Anti-Spin Differential	E
	Backup Lights	S
	Battery	
	325-Ampere Cold Crank	S
HF7	375-Ampere Cold Crank—All Gas Models (Standard with 5.9-liter (360 CID) V-8 engine)	E
HFC	430-Ampere Cold Crank (Maintenance-Free) Included in Heavy-Duty Trailer-Towing Package	E
HF5	500-Ampere Cold Crank (Maintenance-Free) Long-Life	E
	Brakes —Vacuum Booster, Dual System, Self-Adjusting	
	Disc, Front	S
	Drum, Rear	S
	Brake Booster —Vacuum	S
	Bumpers	
	Front and Rear, Painted	S
MDJ	Bright Bumper Package, Front and Rear —Available on All Models (Standard on Royal)	E
MDK	Bright Bumper Package with Bumper Guards, Front and Rear —Available All Models	E
MDL	Bright Bumper Package with Bumper Guards and Protective Rub Strips, Front and Rear. Available All Models (Standard Royal S.E.)	E
	Choke, Automatic	S
	Cleaner Air System	S
LG6	Clock, Digital, Electronic Four-Digit Vacuum Fluorescent Display (Included in Royal or Royal S.E. Package)	E
	Clutch —10" on B150 and B250 Models, Except B250 Maxiwagon	S
HAE	Cooling* —Maximum Engine (Included with Light-Duty and Heavy-Duty Trailer-Towing Packages)	E
HA6	Cooler, Auxiliary, Transmission Oil to Air —Requires V-8 Engine, Automatic Transmission, and Maximum Cooling or Air Conditioning	E

*Maximum engine cooling is recommended to provide adequate engine cooling performance on vehicles to be equipped with a field-installed air conditioner. Also recommended for use in high ambient temperature areas and for light- and heavy-duty trailer towing.

SELECTED STANDARD AND OPTIONAL EQUIPMENT, CONTINUED



Sales Code	Item	Dodge Wagon
	Convert-A-Bed Packages	
YK2	5-Passenger. See page 11	E
YKB	7-Passenger. See page 11	E
YKH	8-Passenger. See page 11	E
LG8	Defroster, Rear Window, Electric —Includes 117-Ampere Alternator. Available with Standard, Single Rear Door Only with Fixed Glass	E
	Directional Signals, Parking and Taillamps, Front and Rear	S
NB2	Door Check Arms (90° opening position)—For Dual Side and Dual Rear Passenger Doors (Standard on single rear door and sliding side passenger door)	E
MG4	Door-Edge Protectors (Front doors only)	E
	Door Locks —All Doors	S
	Door —Passenger Double Hinged Type with Concealed Step (Right side with vented glass; rear single with fixed glass)	S
GB7	Door, Rear Single with Vented Glass	E
GE9	Door, Side, Sliding with Vented Glass	E
	Doors, Dual, Rear	
GE2	With Fixed Glass	E
GE3	With Vented Glass	E
	Electronic Ignition System	S
HC5	Emission Reduction Control System (Mandatory on all vehicles registered in California)	E
	Engine Cover —Color-Keyed, Lightweight Fiberglass with Ashtray	S
	Engines	
EA3	3.7-liter (225 CID) 1-barrel Slant Six (Not available on B350)	S
EC1	5.2-liter (318 CID) 2-barrel V-8 (Standard on B350)	E
EC2	5.2-liter (318 CID) 4-barrel V-8 (Standard on B250 in California)	E
EC5	5.9-liter (360 CID) 4-barrel V-8 (Not available on B150)	E
	Fuel Tank —22 Gallons	S
HM4	Fuel Tank —36 Gallons—Replaces Standard Fuel Tank	E
JB1	Gauges —Dual Calibrated Speedometer (Kilometers per hour primary speed scale and miles per hour secondary speed scale)—Plus Kilometer Trip Odometer	E
LB2	Oil Pressure Gauge and Trip Odometer	E
	Glass	
GL2	Tinted Windshield and all Windows—Mandatory With Air Conditioning	E
GLA	Sun Screen (Privacy) —All Windows Except Windshield and Front Door Glass, Which Are Tinted	E
GL7	Banded —Front Door and Vent Wings. Requires Tinted Glass All Windows (Code GL2) or Sun Screen Glass (Code GLA) at Additional Cost	E
	Glove Box Door	S
	Grilles	
MEB	Painted, with Quad Headlamps and Halogen High-Beam System. Optional Custom Wagon, Standard Custom S.E. Wagon	E
MEC	Bright, with Quad Headlamps and Halogen High-Beam System. Optional Custom S.E. Wagon, Standard Royal and Royal S.E.	E

			
Sales Code	Item	Dodge Wagon	
KF1	Headlamps —7" Round	S	
	Headliner —Driver's Compartment (Color-Keyed)	S	
	Headliner —Passenger Compartment Only—for Custom Models Only (Included in Insulation Package with Air Conditioning, Custom S.E., Royal, and Royal S.E.)	E	
	Heater —Fresh Air with Defroster	S	
	Heater		
HC2	Auxiliary, Rear—Requires 63-Ampere Alternator	E	
HB3	Deluxe, Front—Requires 63-Ampere Alternator (Replaces standard heater. Included with integral front air conditioning)	E	
HC4	Engine Block Heater	E	
NG1	Hood Lock Release —In-Cab-Actuated (Included in Convenience Package)	E	
NA2	Horn —Dual Electric (Included in Royal and Royal S.E. Packages)	E	
	Horn —Single Electric	S	
	Horn Pad —Plain	S	
	Hubcaps —Bright	S	
Jack —Bumper Type (B150 and B250 models)		S	
—Axle Type (B350 Models)		S	
LJ1	Lighter, Cigar (For Wagon) (Included in Convenience, Custom S.E., Royal and Royal S.E. Packages)	E	
	Lights		
	Backup	S	
	Combined Side Marker and Reflector (Amber Front, Red Rear)	S	
LJ8	Dome (Driver and Passenger Compartments)	S	
	Interior Reading Lamp, Driver's Compartment Only (Not available with Travel Seat Package)	E	
LG3	Locks, Electric, Door		
	Front Driver's and All Side and Rear Passenger Compartment Doors	E	
KJY	Mat, Floor —(Driver and passenger compartment, black, full width)	S	
	Mats —Insulated Floor, Driver and Passenger Compartment Requires Custom S.E. Package	E	
	Mats, Rubber Accessory Type —2 in Driver's Compartment Only (Color-keyed)	E	
Mirrors			
KG2	Interior—10-Inch	S	
	Interior—10-Inch, Day/Night (Included in Convenience Package and Royal S.E. Package)	E	
KH2	Interior—Vanity, Illuminated	E	
	Exterior—Dual, Painted 5" x 7"	S	
MB2	—Dual, Bright Finish, 5" x 7" with Short Arms (Included in Royal and Royal S.E. Packages)	E	
	—Dual, Painted 6" x 9" Low-Mount	E	
MCF	—Dual, Bright Finish, 6" x 9" Low-Mount	E	
MCG	—Dual, Bright Finish, 6" x 9" Low-Mount	E	

SELECTED STANDARD AND OPTIONAL EQUIPMENT, CONTINUED



Sales Code	Item	Dodge Wagon
	Oil Filter —Throwaway Type	S
	Oil Pressure Indicator Light	S
ST1	Power Brakes	S
	Power Steering —Includes 15" Diameter 2-Spoke Vinyl Steering Wheel (Standard on B350 models and Royal S.E. models)	E
	Quad Command Seating Package (Not available with Seating Package YBH, YK1, YBR, YBM, YBE, YBH. Not available with Convert-A-Bed Packages YK2 and YKH)	E
YK3	4-Passenger, See Page 12	E
YKA	7-Passenger, See Page 12	E
	Radios	
LM1	AM	S
LM4	AM/FM	E
LM2	AM/FM Stereo	E
LM3	AM/FM Stereo with 8-Track Tape Player	E
LM7	AM/FM Stereo/CB Transceiver with Fixed Tri-Band Antenna	E
LM8	AM/FM Stereo with Search-Tune	E
LMF	AM/FM Stereo with Cassette Tape Player with Dolby* Noise Reduction System	E
LMD	Omission of Standard AM Radio for Credit	
LMA	Rear Speaker, Available with Standard AM Radio or AM/FM Radio (LM4) Only	E
LMC	Speaker Upgrade Available with Standard AM Radio or AM/FM (LM4) Only	E
	Safety Seat Belts —First Bench Seat (3)	S
	Seating Package, 5-Passenger —B150, B250 and B350	S
YBH	Seating Package, 8-Passenger "Non Travel" Seating Package —B250 and B350	E
YK1	Seating Package, 8-Passenger —Travel Type for B250 and B350 127.6" wb. Royal or Royal S.E. Packages Only	E
YBM	Seating Package, 12-Passenger —B350 (Requires window retention and rear doors with vented glass. Not available on B350 Maxi wagons with 8,510-pound G.V.W.)	E
YBR	Seating Package, 15-Passenger —B350 (Maxi wagon only) (Includes 8,510-pound—YW5 G.V.W. Package and rear doors with vented glass. Not available with Travel Seating Package)	E
SS5	Shock Absorbers, Heavy Duty —Rear, For B350 Non-Maxi wagon with 8,510-pound G.V.W. Package Only	E
	Shock Absorbers —Front and Rear (1" Diameter)	S
SS6	Shock Absorbers, Heavy-Duty —Front and Rear, 1-3/16" Diameter (Included with Heavy-Duty Trailer-Towing Packages. Standard with B250 Maxi wagon and B350 Maxi wagons with 8,510 pounds G.V.W.)	E
GN7	Sky Lite Sun Roof Driver's Compartment—All Models	E



Sales Code	Item	Dodge Wagon
KH4	Spare Tire Cover —Color-Keyed (Included in Royal and Royal S.E. Packages)	E
LC3	Speed Control, Automatic —Requires Automatic Transmission with 6-Cylinder Engine	E
	Springs, Front —Heavy-Duty Coil	E
	Springs, Rear —Heavy-Duty Leaf	E
SW1	Stabilizer Bar, Front —Included in 8,510-pound G.V.W. Package on all B350 Models	E
LF3	Steering Column, Tilt-Type —Includes Automatic Door Switches for Interior Dome Lights. Requires Power Steering and Automatic Transmission on B150 and B250 Models	E
LFC	Steering Wheel —Leather-Wrapped, Standard on Royal S.E. (Requires power steering on B150 and B250 models)	E
	Sun Visors (2), Padded	S
LJ5	Switches, Dome Light, Door-Operated —All Doors (Included in Royal, Royal S.E. Packages and Light Package)	E
	Tire Carrier —Spare	S
	Tires —See page 9	
	Traffic Hazard Warning Switch	S
YC4	Trailer-Towing Package —Light-Duty (See page 14 for details)	E
YC3	Trailer-Towing Package —Heavy-Duty (See page 14 for details)	E
FA1	Transmission, Automatic, 3-Speed (Standard on B250 Maxiwagon and B350)	E
FC4	Transmission, Overdrive 4-Speed Manual (Includes 10" clutch—B150 and B250 with 3.7-Liter (225 CID) 1-Barrel Slant Six and B150 and B250 with 5.2-Liter (318 CID) 2-Barrel V-8 engine)	S
KDD	Unibelt Restraint System —Combined Lap and Shoulder Belt for Driver and Front Passenger Seats. Black Standard. Color-Keyed Included in Royal and Royal S.E. Packages	E
	Wheel Covers	
NH5	Class 1—Available B150, B250 and B350 Models	E
NH6	Premium—Available B150 and B250 Non-Maxi Models	E
	Wheels	
RA8	Cast-Aluminum, Radial-Ribbed Road Wheels (4 15" x 7.00") 5-Stud Disc Wheels—Available B150 and B250 Models Except B250 Maxiwagon Models	E
RA3	Wheels, Road, Steel Spoke Painted White (4 15" x 7.00") —Available B150 and B250 Except B250 Maxiwagon Models	E
RA4	Five-Slot, Chrome Disc (4 15" x 7.00")—Available B150 and B250 Models Except B250 Maxiwagon Models	E
RX5	Spare Wheel, Road-Type—Replaces Conventional Spare Wheel (Available only with RA3, RA4 or RA8 Road Wheels)	E
GM1	Window Retention —Requires Vented Glass on Single or Dual Rear Doors	E
NBA	Windshield Wipers, Deluxe —2-Speed Intermittent Wipe	E
	Windshield Wipers and Washers —2-Speed Wipers and Wiper-Arm-Mounted Washers	S