



NEW '65 SPORTVAN FROM CHEVROLET

SPORTVAN: CHEVROLET'S NEWEST LOOK IN VERSATILITY!



ROOMY, COMFORTABLE, DELUXE SPORTVAN CAN SEAT EIGHT



BIG, LONG, WIDE, FLAT FLOOR WITH WIDE-OPENING DOORS



Chevrolet's new Sportvans combine versatility and practicality to delight the travel-minded, the keeper of large families, load-toter, you name it. Here's why. You can choose from three models: Deluxe Sportvan with very special interior and exterior appointments; Custom Sportvan with beautiful interior comfort, distinctive upholstery and sidewall trim; and Sportvan with the most economical price. Each model comes with a foam-cushioned driver's seat and a foam-cushioned passenger's seat up front. (The engine housing fits neatly between.) Next, you can order either one or two additional full-width seats for any model. If you have both installed, your Sportvan rides eight passengers with ease. And check this for versatility. Either full-width seat can face the front, the rear or be removed altogether to meet your varying needs.

As for a cargo-carrier extraordinaire, every Sportvan model has up to 211 cubic feet of load space (that's with the two full-width seats out) and can take up to a *ton in weight* of anything you fit in. To help you compare, that 211 cubic feet amounts to almost twice the cargo area in conventional full-size station wagons. The Sportvan's cargo floor is nice and flat, too. That's because of unitized body-frame construction, engine location and the driveline arrangement.

Every Sportvan is designed for loading convenience, also. Two big load-doors at the rear, two more at the curbside. Even a handy side step that eases any loading chores, then retracts out of the way when not in use. When it comes to enjoying the scenery, there are 15 expansive windows in each Sportvan, including side ones that swing out. Want more? Then consider fitting your Sportvan with available camping equipment. You'll have your own vacation motel on wheels. Ask at your Chevrolet dealer's about all the other Sportvan details and the full range of optional items you can order.

SPORTVAN ENGINES — PROVEN FOR ECONOMY AND PERFORMANCE. 120-hp High Torque 194, standard in Sportvan and Custom Sportvan. 140-hp High Torque 230, standard in Deluxe Sportvan, available in Sportvan and Custom Sportvan. Both six-cylinder engines feature durable seven-main-bearing crankshaft, full-flow oil filter, oil-wetted air cleaner, hydraulic valve lifters and positive-shift starter.

STURDY TRANSMISSIONS WITH STAMINA AND CONVENIENCE. 3-Speed Synchro-Mesh—This rugged and durable manual transmission is standard, and features gear ratios best suited to engine and vehicle load. Steering-column-mounted shift lever.

Powerglide—Fully automatic two-speed transmission with selector lever mounted on steering column. Shift quadrant includes Park-Reverse-Neutral-Drive-Low positions. Available in any Sportvan model.

Shown in illustrations and covered in descriptions in this catalog are some of the extra-cost Options and Custom Features for Sportvan models. A more complete list appears on the back cover.

GO AHEAD! SEE IF YOU



CAN FIND A SITUATION



WHERE SPORTVANS CAN'T FIT!



**YOU PROBABLY WON'T-
SPORTVANS ARE THAT VERSATILE!**

1965 SPORTVAN SPECIFICATIONS

BODY—Fully unitized body and frame construction with special corrosion-resistant features. Two front doors plus double curbside and rear loading doors. Retractable side door step. Swing-out side windows. Instrument panel includes: speedometer, odometer, fuel gauge and warning lights for generator, oil pressure and engine temperature. High beam and turn signal indicators. Electric windshield wipers. Convenient glove compartment, instrument panel ashtray, and steering wheel with horn button. Individual foam-cushioned, textured vinyl driver and front passenger seats. Color-keyed seat belts, front door armrests, left sunshade, front and rear dome lights. Front compartment vinyl headlining and black rubber floor mat. Four interiors—fawn, green, turquoise and red—color-keyed to 15 solid and 13 two-tone exterior colors.

CUSTOM SPORTVAN FEATURES (In addition to or replacing Sportvan equipment)—Pattern cloth and vinyl seat upholstery (all-vinyl can be ordered). Painted fiberboard sidewall panels, upper wall plastic trim panels and vinyl-coated headlining with bright trimmed roof bows. Padded vinyl engine housing rear panel. Outside rear-view mirror, cigarette lighter, right sunshade, four coat hooks and steering wheel with horn ring. Front and partial rear floor mats of color-keyed vinyl-coated rubber.

DELUXE SPORTVAN FEATURES (In addition to or replacing Custom Sportvan equipment)—Two-tone interiors. Textured vinyl seats. Vinyl-covered front door and sidewall panels. Padded instrument panel. Padded vinyl sunshades. Vinyl spare wheel cover. Two-tone steering wheel. Full-length color-keyed vinyl-coated rubber floor covering. Bright metal headlamp and taillamp bezels, belt molding, hub caps, bumpers, outside mirror and ventipane frames.

SUSPENSION—I-beam front axle. Single-stage leaf-type front and rear springs and direct acting, double action shock absorbers. Semi-floating hypoid-type rear axle, 3.36:1 ratio. Heavy-duty rear axle and front and rear springs are available.

ELECTRICAL—12-volt system, 32-amp. Delcotron generator, 44-ampere-hour battery.

STEERING—Low-friction Ball-Race steering gear. Overall steering ratio, 25:1. Steering wheel diameter, 17".

TIRES, WHEELS AND BRAKES—6.50 x 13 black highway rayon tires, 5.5" rims. Self-adjusting hydraulic brakes, 9.5" drums. Bonded linings, total lining area 168.3 sq. in.

1965 SPORTVAN COLORS



Black



Dark Blue



Light Blue



Fawn



Gray



Maroon



Dark Green



Light Green



Orange



Red



White



Turquoise




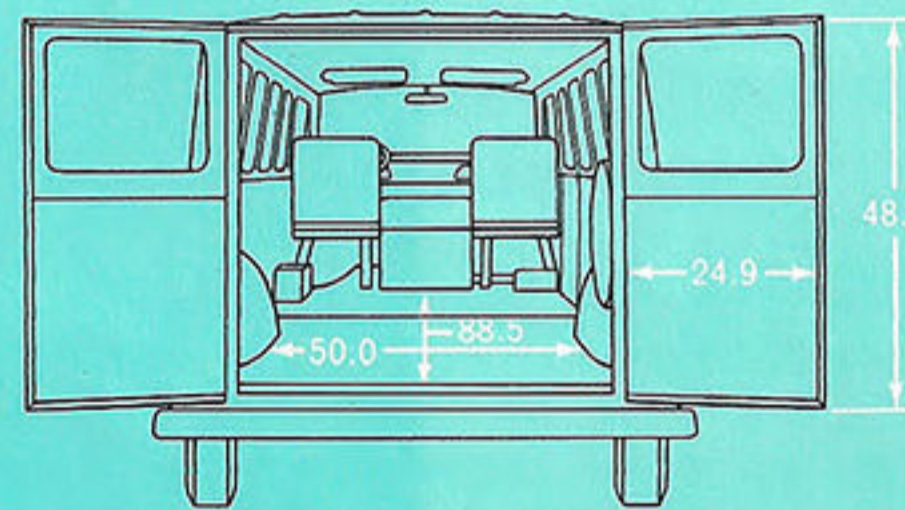

Off-White



Dark Yellow



Light Yellow



SPORTVAN EXTRA-COST OPTIONS—ENGINE—140-hp High Torque 230 for Sportvan and Custom Sportvan. TRANSMISSION—Powerglide. SEAT EQUIPMENT (7.00 x 14 tires required)—Center seat with armrests; center and rear seat with armrests. CHROME EQUIPMENT—Bright hub caps and bumpers (standard on Deluxe Sportvan). MIRRORS—Right and left outside and West Coast-type Jr. (6" x 11"). TIRES—6.50 x 13 whitewall; 7.00 x 13, 6.50 x 13 front/7.00 x 13 rear and spare, blackwall or whitewall; plus special truck-type blackwalls in 7.00 x 13 and 7.00 x 14 sizes. OTHER OPTIONS—Positioning rear axle, heavy-duty rear axle; heavy-duty battery; directional signal equipment; 42-amp. Delcotron (also 55- and

62-amp.); laminated front door glass (replacing tempered); Soft-Ray tinted windshield; rear door swing-out windows; 5,000-lb. GVW plate; hazard flasher switch; instrument panel pad; manual radio; heavy-duty front and/or rear springs; front stabilizer bar; heavy-duty starter; 2-speed electric windshield wipers and washer; oil-bath air cleaner; closed positive-type engine ventilation; vinyl trim (Custom Sportvan). Two-tone finish. Dealer-installed camping equipment and wheel covers.

All illustrations and specifications contained in this literature are based on the latest product information available at the time of publication approval. The right is reserved to make changes at any time without notice in prices, colors, materials, equipment, specifications and models, and also to discontinue models. CHEVROLET MOTOR DIVISION, GENERAL MOTORS CORPORATION, DETROIT, MICHIGAN 48202.

