

1968 CHEVROLET TRUCKS

# CHEVY-VANS

SERIES G 10 & G 20



Chevrolet

# CHEVY-VANS

in two different lengths,  
two different capacity ratings

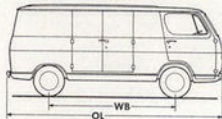
Chevy-Van's solid build, efficient design and low operating cost have been proved on thousands of jobs. You can choose from *six* basic models—two lengths, two capacity ratings, Sixes or V8 engine. Half-ton Chevy-Vans are available with 90-inch or 108-inch wheelbase,  $\frac{3}{4}$ -ton units with the 108-inch wheelbase. There are 209 cubic feet of space in 90-inch wheelbase models, and you can load in objects more than 12 feet long to the right of the engine. With 108-inch wheelbase models, you load up to 256 cubic feet of cargo, objects more than 13 $\frac{1}{2}$  feet long.

**WIDE OPENING DOORS.** Big sturdy rear doors measure 4 ft. x 4 ft., giving you plenty of elbow room for easy loading and unloading. Side doors, standard on 108-inch models and available on all 90-inch wheelbase models, are just as large and convenient. Rear and side doors are of double-



## STANDARD EQUIPMENT INCLUDES:

- 140-hp 230-cu.-in. Chevrolet High Torque six-cylinder engine (6-cyl. models)
- New 200-hp 307-cu.-in. Chevrolet High Torque V8 engine (V8 models)
- 3-speed fully synchronized transmission, steering column mounted shift lever
- Self-adjusting brakes
- Dual master cylinder brake system with warning light
- Heater and defroster
- Double right side doors (108" WB)
- Front and rear shock absorbers
- Backup lights
- Side marker reflectors
- Left- and right-hand outside rearview mirrors
- Direction signals
- Hazard warning and freeway lane-change switch
- Passenger-guard pushbutton door locks
- Driver's pushbutton-type color coordinated seat belts with retractors
- 2-speed windshield wipers and windshield washer



## DIMENSIONS

Series	WB Wheelbase (in.)	OL Overall Length (in.)
GS/GE 11005	90	171
GS/GE 11305	108	189
GS/GE 21305		

© 1967 Chevrolet Motor Division, General Motors Corporation



wall construction for extra strength and durability.

Chevy-Van's steel cargo floor is flat from front to rear. Embossed skid strips simplify loading heavy objects and contribute to body strength.

**WIDE CHOICE OF POWER.** In six-cylinder models, standard power is the 230 Six. Tops for fuel savings. Or you can ask for the 250 Six when you want additional go. And there's the new 200-hp 307 V8 that takes off smartly with your biggest loads. It's standard in V8 models for '68. A fully synchronized 3-speed manual transmission is standard in all models. Also available is a fully synchronized new 4-speed. Or ask for the completely automatic Powerglide for effortless shifting. Chevy-Van is engineered with tight, trim and tough all-welded unitized body-frame construction.

To keep your Chevy-Van going strong, special weather

protection is provided right at the factory to fight off rust and corrosion. So your van looks good and works good for a long time to come.

From tapered leaf springs to foam cushioned driver's seat, Chevy-Van brings a smooth ride to help you work through the day in ease and comfort. You'll like Chevy-Van's time-saving maneuverability in traffic and panoramic view of the road through the big 1,418-square-inch windshield. You'll like safety features such as the dual master cylinder brake system with warning light, self-adjusting brakes, standard right and left outside rearview mirrors, seat belts with push-button buckles and back-up lights. Special factory-installed equipment, some of which is illustrated on the back page, can be ordered for many types of delivery and service jobs.



Low loading height makes work easier



Heavily insulated engine compartment

Right side doors—standard with 108" WB, available with 90" WB.

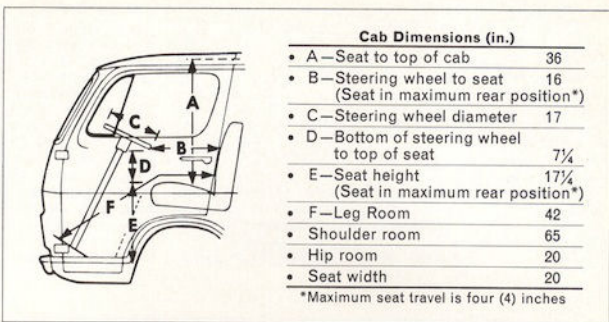


#### DIMENSIONS

	Chevy-Van 90 GS/GE 11005	Chevy-Van 108 GS/GE 11305 GS/GE 21305
A—Maximum inside length (in.)	149	167
B—Length from engine compartment to rear doors (in.)	92	110
C—Maximum inside width (in.)	68	68
D—Width between wheel housings (in.)	50	50
E—Rear and side loading door height (in.)	48 $\frac{1}{4}$	48 $\frac{1}{4}$
F—Rear and side loading door width (in.)	49 $\frac{1}{4}$	49 $\frac{1}{4}$
G—Ground to floor rear height (in.)	22 $\frac{1}{2}$	25*
Chevy-Van body capacity (cu. in.)	209	256

\*22 $\frac{1}{2}$  inches on GS/GE 11305 Chevy-Van 108

There's loads of  
**DRIVER  
 ROOM**  
 in every Chevy-Van



**DRIVER'S COMPARTMENT**—Good looks and comfort plus the use of durable materials that hold up on the job make the Chevy-Van driver's compartment an enjoyable place to work. A foam-cushioned bucket-type driver's seat with vinyl upholstery is standard. You can order a flip-swing or stationary passenger seat if you wish. Standard Chevy-Van appointments include heater and defroster, driver's sunshade and armrest, dispatch box, front and rear dome lights, 2-speed electric windshield wipers and washer, back-up lamps and seat-belts with retractors.

Many details of Chevy-Van's driver compartment have been refined for '68 to provide even greater driver efficiency and safety. Increased glare reduction measures, improved energy absorbing characteristics in the instrument panel, lower profile control knobs and recessed ignition switch are just a few of the new features. Chevy-Van's engine housing is heavily insulated to keep heat and sound out of driver's compartment. Hinged top swings open for routine service and maintenance. Housing is welded to the floor providing additional body strength.

**CUSTOM OPTION**—Additional driver comfort and convenience as well as enhanced appearance and prestige are provided in the Chevy-Van Custom Option Package which may be ordered. Included in the complete package are padded passenger's sunshade, cigarette lighter, vinyl-coated headliner for the load compartment, chrome hub caps, coat hooks, dual horns and windows for the rear doors. Driver-owners in particular can benefit from these extra luxury and convenience features which contribute to efficiency and speed delivery schedules.



# Look to Chevy-Van's tough CONSTRUCTION for long service

## 1 ALL WELDED UNITIZED BODY-FRAME

Chevy-Van's body is strong and tight—made of heavy-gauge panels welded to sturdy structural members. Each component contributes strength to the entire structure. One-piece front and side panels minimize the number of joints, reducing the possibility of rust and corrosion.

## 2 WEATHER PROTECTED UNDERBODY

Rocker panels and wheelhousings are galvanized. A generous coating of high-zinc-content primers is applied to the entire underbody and the inner surface of the front panel. Asphalt mastic is additional protection for places like wheelhousings.

## 3 TAPERED LEAF SPRINGS

Springs are of tapered leaf design—thicker at the center where greater strength is needed, tapered at the ends where there is less stress. The design results in exceptionally fine ride qualities.

## 4 FRONT SUSPENSION

Sturdy I-beam front axle, piston-type shock absorbers and tapered leaf springs provide proper support and true steering. See page 7 for axle and spring capacities.

## 5 CLUTCH

Diaphragm spring clutch provides easy, smooth operation. Clutch torque capacities match the requirements of the engines with which they are used.

## 6 TRANSMISSIONS

A manual 3-speed unit is standard and a new Warner 4-speed transmission is available. Both are fully synchronized in all forward gears. The fully automatic Powerglide transmission can be ordered.

## 7 REAR AXLE

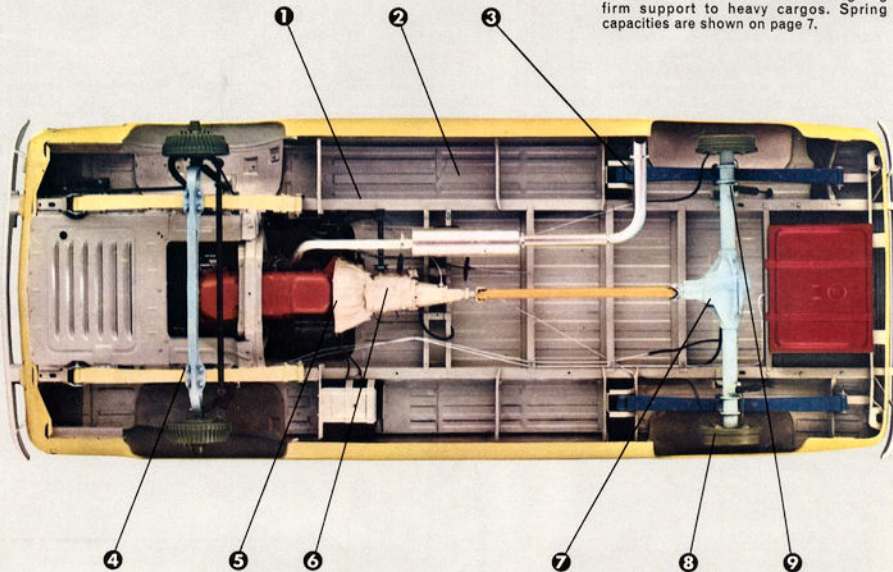
Quiet operation and long life are assured by hypoid ring and pinion gears. Wide choice of capacities and ratios, shown on page 7, tailor carrying ability and performance to your specific job. Positraction is available for extra traction on slippery surfaces.

## 8 DUAL BRAKE SYSTEM

Brakes operate through two master cylinders. Stopping power is maintained at front or rear wheels in the event of accidental damage to a hydraulic line. Caution light signals the driver of low pressure during brake application. Brakes are self-adjusting.

## 9 REAR SUSPENSION

Tapered leaf springs and piston-type shock absorbers smooth the ride while giving firm support to heavy cargos. Spring capacities are shown on page 7.




# High-torque ENGINES for every job

Through millions of miles of owner use, Chevrolet truck engines have proved their superiority in all types of truck service. Modern design and advanced manufacturing techniques produce both Sixes and V8s that are high in efficiency, long on durability. Two Sixes and a powerful new V8 are offered in Chevy-Van to help meet your particular power needs. Each is designed to deliver maximum performance while keeping operating costs down low. Precision molded head and block castings give maximum rigidity with minimum of dead weight. Free-breathing valve-in-head design with big valves and smooth porting allows full fuel charge to enter cylinders. Hydraulic valve lifters and individual rockers provide quiet valve action at all speeds. Precision-balanced crankshafts have main bearings flanking each throw to keep engine running smoothly.




**HIGH TORQUE 230 SIX**

Standard in 6-cylinder models, the 230 Six is rated at 140 gross horsepower. Efficiency and rugged durability are achieved through the use of such components as wedge-type combustion chambers, aero-type valve mechanism and a seven-main-bearing crankshaft. Hydraulic lifters contribute to quiet, dependable operation. A closed positive ventilation system protects against acid and sludge-forming vapors. Choose the 230 Six for economy when 140 hp will provide the desired performance.



**HIGH TORQUE 250 SIX**

Chevy's 250-cubic-inch Six is available for all 6-cylinder models and has a gross rating of 155 horsepower. The 250 is exceptionally smooth because of Chevy's unique 12-counterweight crankshaft and torsional dampener. Camshaft is contoured for best combination of performance and economy with aluminum die gear for quietness. Full-length water jackets provide uniform cooling of cylinder walls, to minimize distortion, prolong engine efficiency. Specify the 250 Six for extra power with economy.



**HIGH TORQUE 307 V8**

A big new 307-cubic-inch V8 is standard in all Chevy-Van V8 models for '68. This high-performance 200-horsepower V8 is designed to operate on regular grade fuel. High compression ratio of 9:1 adds to engine efficiency. Long-life exhaust valves have special coating on heads to retard the formation of deposits. Five main bearings plus substantial journal overlap contribute to exceptional crankshaft rigidity, smooth engine operation and long life. Specify the 307 V8 for top performance.

## ENGINE SPECIFICATIONS

	Six-Cylinder Engines		V8 Engine
	230 Six	250 Six	307 V8
Displacement (cu. in.)	230	250	307
Bore & Stroke (in.)	3 $\frac{1}{8}$ x 3 $\frac{1}{4}$	3 $\frac{1}{8}$ x 3 $\frac{1}{2}$	3 $\frac{1}{8}$ x 3 $\frac{3}{4}$
Compression Ratio	8.5 to 1	8.5 to 1	9.0 to 1
Gross Horsepower @ rpm	140 @ 4400	155 @ 4200	200 @ 4400
Net Horsepower @ rpm	115 @ 3600	125 @ 3800	150 @ 4000
Gross Torque (lbs.-ft.) @ rpm	220 @ 1600	235 @ 1600	300 @ 2400
Net Torque (lbs.-ft.) @ rpm	200 @ 1600	220 @ 1600	255 @ 2000



# Head for fun with SPORTVAN by Chevrolet

The idea is a natural! Combine the sturdy build and efficiency of Chevy-Van with windows all around—plus extra comforts and conveniences. That's Sportvan! An ideal vehicle for sportsmen, family chores and vacation travel. Regular, Custom and Deluxe versions let you choose from basic simplicity to outstanding luxury. Select from two economic Sixes and a lively V8 that's new for '68. Outfit Sportvan with seats for seven passengers and driver or a custom-built travel home interior. For more details, ask your Chevrolet dealer for the special Sportvan Catalog.



## SPECIFICATIONS


Series		GS/GE 10 (½ Ton)		GS/GE 20 (¾ Ton)	
GVW Ratings (lbs.)		3900 to 5000		5200 to 6200	
		Standard	Optional	Standard	Optional
Front Suspension	Axle—type		I-Beam		
	—cap. (lbs.)	2200		3000	
	Springs—type		Tapered Leaf		
	—cap. (lbs.)	1125	1275	1275	1375
	Shock Absorbers		Standard		
	Stabilizer Bar		Optional		
Rear Suspension	Axle—type		Semi-Floating		
	—cap. (lbs.)	2400		3600	
	—Ratios	3.36	4.11	4.11	3.73
	—cap. (lbs.)		2900		
	—Ratios		3.73, 4.11		
	Springs—type		Tapered Leaf		
	—cap. (lbs.)	950	1525	1525	1900
	Shock Absorbers		Standard		
Engines		*230 Six	250 Six	*230 Six	250 Six
		**307 V8		**307 V8	
Clutch	Dia. (in.)	*10		*10	
	Area (sq. in.)	*100		*100	
	Dia. (in.)	**11		**11	
	Area (sq. in.)	**124		**124	
Fuel Tank	Cap. (gal.)	16		16	
Transmissions		3-spd.	4-spd. Powerglide	3-spd.	4-spd. Powerglide
					Power
Brakes		Hydraulic		Hydraulic	
Electrical	Battery	44 Amp.-Hr.	70 Amp.-Hr.	44 Amp.-Hr.	70 Amp.-Hr.
	Generator	32 Amp.	42, 61	32 Amp.	42, 61
Frame		Unitized Body-Frame			
Steering		Manual		Manual	
Wheels & Tires	Disc Wheels—type	5-stud		6-stud	
	—rim width (in.)	5.0 J		5.50 F	
	Tubeless Tires—sizes (Passenger car type)	6.95-14	7.35-14	7.75-15	8.15-15
		2-ply (4pr)	4-ply (8pr)	4-ply (8pr)	4-ply (8pr)
	Tubeless Tires—sizes (Truck type)—sizes		7.00-14 6pr		8.0-16.5 (6pr)
	Tube-Type Tires—sizes (Passenger car type)		7.00-14 8pr		7.75-15 4-ply (8pr)

Equipment shown in blue optional at extra cost. \*Standard on 6-cylinder models. \*\*Standard on V8 models.

## Tailor a Chevy-Van to your way of working... with a wide range of special equipment



Cabinets and bins for general  
delivery and repair service



Insulation and refrigeration  
equipment for cold delivery



Cabinet and bins for plumbing,  
heating and air conditioning service



Twin air vents



Baskets and cabinet  
for appliance repair service



Load compartment partitions

## Chevrolet New Vehicle Warranty

1968 Model Series 10, 20, 30 Trucks and Chassis

There are no warranties, expressed or implied, made by either the selling dealer or Chevrolet Motor Division, General Motors Corporation, on new Chevrolet passenger cars, chassis, and 10, 20, 30 Series trucks except the warranty against defects in material or workmanship set out below:

Chevrolet Motor Division, General Motors Corporation (hereinafter referred to as Chevrolet), warrants each new Chevrolet passenger car, chassis, and 10, 20, 30 Series truck (each being hereinafter referred to as a Vehicle) including all equipment and accessories thereon (except tires and tubes), manufactured or supplied by Chevrolet and delivered to the original retail purchaser by an authorized Chevrolet Dealer, to be free from defects in material or workmanship under normal use and service for 24 months or until it has been driven for 24,000 miles after such delivery, whichever occurs first; and further warrants the power train components specifically described as the cylinder block and head and all internal engine parts, intake manifold, transmission case and all internal parts, torque converter, propeller shaft and universal joints, differential, axle shafts and rear wheel bearings on any such Vehicle, manufactured or supplied by it to be free from defects in material and workmanship under normal use and service for 5 years or until it has been driven for 50,000 miles after such delivery, whichever occurs first.

As an express condition of this warranty, once every 6 months the owner is required to furnish an authorized Chevrolet Dealer evidence that the engine oil, oil filter, carburetor air filter, and positive crankcase ventilator valve (and automatic transmission oil and transmission band if so equipped) have been serviced in accordance with Chevrolet's required maintenance schedule as stated in the applicable Chevrolet Owner Protection Plan booklet, and have the Dealer certify

in such booklet (i) that he has received such evidence, and (ii) the then current indicated mileage on the odometer.

Chevrolet's obligation under this warranty is limited to repairing or replacing any part or parts which are returned to an authorized Chevrolet Dealer at such Dealer's place of business and which examination shall disclose to Chevrolet's reasonable satisfaction to have been thus defective. The repair or replacement of defective parts under this warranty will be made by such Dealer without charge for parts and labor. The provisions of this warranty shall not apply to any Vehicle which has been subject to misuse, negligence, alteration or accident, or which shall have been repaired outside of an authorized Chevrolet Dealer's place of business in any way so as, in the reasonable judgment of Chevrolet, to affect adversely its performance and reliability, nor to normal maintenance services (such as engine tune up, fuel system cleaning, carbon or sludge removal, brake and clutch adjustments and wheel alignment and balancing) and the replacement of service items (such as spark plugs, ignition points, positive crankcase ventilator valves, filters and brake and clutch lining) made in connection with such services, nor to normal deterioration of soft trim and appearance items due to wear and exposure.

*This warranty is expressly in lieu of any other warranties, expressed or implied, including any implied warranty of merchantability or fitness for a particular purpose, and of any other obligations or liability on the part of Chevrolet, and Chevrolet neither assumes nor authorizes any other person to assume for it any other liability in connection with such Vehicle.*

All illustrations and specifications in this literature are based on the latest product information at the time of publication. The right is reserved to make changes at any time in prices, colors, materials, equipment, specifications and models, and also to discontinue models. CHEVROLET MOTOR DIVISION OF GENERAL MOTORS CORPORATION, DETROIT, MICHIGAN, LITHO IN U. S. A.