



'80 EL CAMINO

CHEVY TRUCKS

BUILT TO STAY TOUGH

EL CAMINO: ELEGANCE THAT WORKS.

The sleek looks and comfort of a fine passenger car blended with the practicality of a Chevy truck — that's El Camino. And each of El Camino's four easy-riding versions provides 35.5 cubic feet of ribbed steel cargo space, with gross payloads up to 1250 pounds, including cargo, equipment and passengers.



EL CAMINO SUPER SPORT.

It gives you most El Camino basics plus:

- Large front air dam
- Painted sport mirrors
- Choice

- of eight paint accent colours on lower body
- Decal accent stripes
- Black quarter window mouldings

- Rally wheels
- "Super Sport" identification.



EL CAMINO ROYAL KNIGHT.

A striking trim option for the Super Sport. The majestic hood decal, proud side striping and Royal Knight identification on front fenders and tailgate are colour-keyed to the body colour you choose. Other attractive Royal Knight features include a large front air dam, Rally wheels, and painted sport mirrors (El Camino Royal Knight also shown on cover).

EL CAMINO.

It's our base model, with a generous group of standard features:

- New-for-1980 3.8 Litre (229 Cu.In.) V6 engine
- Bright window and body mouldings
- Padded instrument panel, armrests and headliner
- Colour-keyed cut-pile carpeting
- 10" prismatic rearview mirror
- Full wheel covers
- Steel-belted radial-ply tires.



EL CAMINO CONQUISTA.

Details on this exciting version of the El Camino are presented on page 4.



Available Bucket Seats

YOU WON'T BELIEVE YOU'RE IN A PICKUP.



Standard Split-Back Bench Seat

The El Camino features a standard four-inch-thick foam-cushioned bench seat with a handy split back (left). Or choose the added comfort of the available 50/50 seat (shown at right) with dual fold-down armrests. Either seat may be ordered in woven cloth or available textured vinyl. With 50/50 seat choice, you may also specify the available six-way power seat for the driver. For even greater comfort and a sporty appearance, roomy contoured bucket seats (shown above) are available in vinyl or cloth with or without centre console and integral transmission shift lever.



Available 50/50 Seat

A BLEND OF FINE CAR LUXURY AND CHEVY TRUCK VALUE.

STANDARD V6 ENGINE LEADS THE WAY.

The 3.8 Litre (229 Cu.In.) V6 with staged, 2-barrel carburetor and 8.6:1 compression ratio is the standard El Camino engine. A 3-speed manual transmission is standard.

TWO V8 ENGINES AVAILABLE.

The 4.4 Litre (267 Cu.In.) V8 with staged, 2-barrel carburetor, and 8.3:1 compression ratio. Power steering required.

quired. Available with automatic transmission only.

The 5.0 Litre (305 Cu.In.) V8 with 4-barrel carburetor. Available with automatic transmission only. Power steering required.

THERMOSTATICALLY CONTROLLED FANS.

This standard feature on many El Camino engines for 1980 is driven only when required by the coolant temperature. Results in more efficient use of available horsepower.

A WORD ABOUT THIS CATALOGUE.

We have tried to make this catalogue as comprehensive and factual as possible. And we hope you find it helpful. However, since the time of printing, some of the information you'll find here may have been updated. Your dealer has details and, before ordering, you should ask him to bring you up to date.

Transmissions.

3-speed and 4-speed manual and automatic transmissions are available, depending on engine selected.

POWER TEAMS.

ENGINES WITH LT. DUTY EMISSIONS

DISPLACEMENT—LITRE (Cu. In.)	3.8L(229) V6	4.4L(267) V8	5.0L(305) V8
ENGINE ORDERING CODE	LC3	L39	LG4
V.I.N. ENGINE CODE ¹	K	J	H
BORE & STROKE	3.7 x 3.48	3.5 x 3.48	3.7 x 3.48
COMPRESSION RATIO	8.5 to 1	8.3 to 1	8.4 to 1
SAE NET HORSEPOWER @ RPM	115 @ 4000	120 @ 3600	155 @ 4000
SAE NET TORQUE (lb.-ft.) @ RPM	175 @ 2000	215 @ 2000	240 @ 1600

¹V.I.N. (Vehicle Identification Number) Engine Code is the fifth digit from the left on the vehicle serial number plate. The vehicle serial number plate is located on the top portion of the driver's side of the instrument panel and can be viewed from the exterior of the vehicle by looking through the windshield.

(K) PRODUCED BY GM-CHEVROLET MOTOR DIVISION AT THE TONAWANDA, NEW YORK ENGINE PLANT.

(J) PRODUCED BY GM-CHEVROLET MOTOR DIVISION AT THE FLINT, MICHIGAN ENGINE PLANT.

(H) PRODUCED BY GM-CHEVROLET MOTOR DIVISION AT THE FLINT, MICHIGAN, TONAWANDA, NEW YORK AND GM OF CANADA ST. CATHARINES, ONT. ENGINE PLANTS.

A WORD ABOUT ENGINES.

The Chevrolet trucks in this catalogue are equipped with GM-built engines produced by various divisions and GM of Canada. Please refer to the engine chart on this page and see your dealer for more complete details about engine sources and availability.



TOUGH DOUBLE-WALL CONSTRUCTION.

El Camino's cargo box walls and tailgate are constructed of two panels of steel.

The inside can take minor nicks and dents without showing through to the outside. Doors and hood have double-wall construction, too. And outer fenders have an inner fender to help protect against the effect of water and salt.

STANDARD AIR-ADJUSTABLE SHOCKS.



Standard air-adjustable rear shock absorbers help stabilize the El Camino at any load up to the maximum load rating. They help prevent "bottoming out" with heavy loads. Air valve is located inside fuel filler door for convenience.



CONCEALED STORAGE AND SPARE TIRE COMPARTMENT.

Colour-keyed carpeting screens the in-cab access to the storage space under the pickup box. There's easy access from both sides, and the spare tire includes extractor for easy removal.

OPTIONS YOU CAN ADD.

Sport wheel covers.




Gauge Package with tachometer: includes voltmeter, electric clock, temperature and oil gauges.




Cargo box cap. (Dealer-installed accessory.)

Rally wheels.



Power windows.



Delco CB radio, power antenna.



Automatic speed control.



Power door locks.



Dual sport mirrors.



Centre console.



Cargo box side rails. (Dealer-installed accessory.)



Comfortilt steering wheel.



Bumper rub strips. Bumper guards.



Air conditioning.

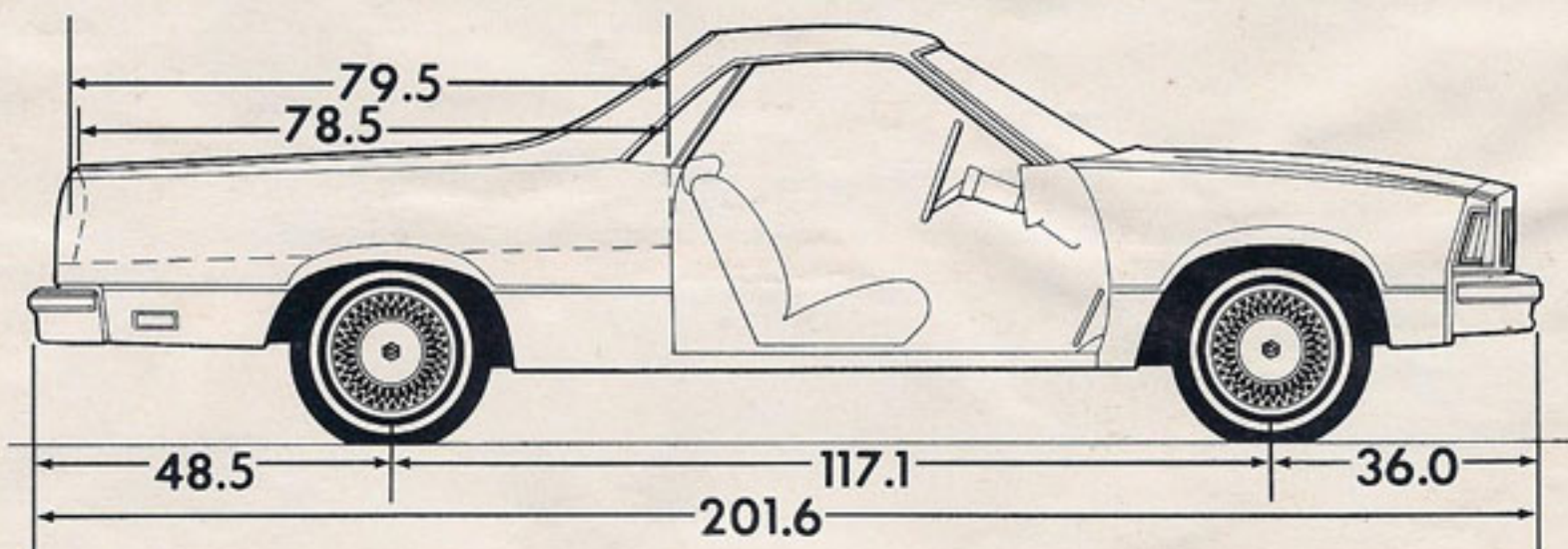
Delco sound systems.

Many vehicles in this catalogue are shown with available factory-installed options, dealer accessories and specialized equipment from various independent suppliers.

EL CAMINO CONQUISTA.

This impressive available paint treatment features the basic body colour on the roof, upper portion of the pickup box and tailgate, and lower body sides. A special accent colour sets off the centre section of the body side, the hood, and the lower portion of the tailgate. There are also bright paint break mouldings and bright mouldings along the lower body side and over wheel openings. A Conquista decal on the tailgate completes the package. (Conquista shown above with available wire wheel covers.)

PAINTS AND PAYLOAD.



SPECIFICATIONS.

GVWR (lb)	4426 to 4712	
AVAILABILITY	STANDARD	AVAILABLE
ENGINE—LITRE (Cu. In.)	3.8L(229 Cu. In.)V6	4.4L(267 Cu. In.)V8 5.0L(305 Cu. In.)V8
FRONT SUSPENSION — TYPE/SPRING	INDEPENDENT COIL SPRINGS	
CAPACITY (lb)	2434	
SPRING CAPACITY (lb) ea.	942/1253†	
REAR SUSPENSION — AXLE TYPE	HYPOID	
CAPACITY (lb)	2686	
AVAIL. RATIOS	2.41, 2.56, 2.73, 3.08	
SPRINGS— TYPE	COIL	
SPRING CAPACITY (lb) ea.	1169/1319†	
BRAKES—DISC/DRUM	POWER	
ELECTRICAL— BATTERY (watts)	3200	H. DUTY
GENERATOR (amp.)	37	63
FUEL TANK— NOMINAL CAP. LITRES (gal.)	64 (14.0)	82 (18.0)
STEERING—TYPE	MANUAL	POWER
TRANSMISSION—MANUAL	3-Speed	4-Speed
AUTOMATIC	—	AUTOMATIC
TIRE SIZE, TUBELESS	P205/75R-14	•

• WHITE STRIPED OR WHITE LETTERED TIRES AVAILABLE

†THE CAPACITY OF FRONT AND REAR SPRINGS ACTUALLY INSTALLED IS DEPENDENT ON THE COMPUTED WEIGHT OF THE VEHICLE WITH OPTIONAL EQUIPMENT AS ORDERED.

A WORD ABOUT ASSEMBLY, COMPONENTS AND OPTIONAL EQUIPMENT IN THESE VEHICLES.

The vehicles described in this brochure are assembled at facilities of General Motors of Canada Limited or car Divisions of General Motors Corporation operated by the GM Assembly Division. These vehicles incorporate thousands of different components produced by General Motors of Canada Limited and related companies and by various suppliers to General Motors of Canada Limited or related companies. From time to time during the manufacturing process, it may be necessary, in order to meet public demand for particular vehicles or equipment, or to meet federally mandated emission and safety requirements or fuel economy guidelines, or for other reasons, to produce vehicles with different components or differently sourced components than initially scheduled. All such components have been approved for use in our products by General Motors of Canada Limited or related companies and will provide the quality performance associated with our name.

Please note that certain optional equipment can be ordered only in conjunction with other optional equipment. Also, upgrading from specified standard equipment may be necessary when certain optional equipment is ordered. Ask your sales representative for details.

With respect to extra cost optional equipment, make certain you specify the type of equipment you desire on your vehicle when ordering it from your dealer. Some options may be unavailable when your car is built. Your dealer receives advice regarding current availability of options. You may ask the dealer for this information. GM also requests the dealer to advise you if an option you ordered is unavailable. We suggest you verify that your car includes the optional equipment you ordered or, if there are changes, that they are acceptable to you.

All illustrations and specifications contained in this catalogue are based on the latest product information available at time of publication approval. The right is reserved to make changes at any time, without notice, in prices, colours, materials, equipment, specifications and models, and to discontinue models. Some of the equipment shown or described throughout this catalogue is available at extra cost. Check with your Chevrolet dealer for complete information.

