



1963 SUPER TORQUE **FORD**

THE LOOK, THE POWER... AND NOW THE FEEL OF THE FABULOUS THUNDERBIRD!

Feel the Thunderbird velvet of the 1963 Ford's all-new ride. Here's the nearest thing to flight itself—the ride Ford spent \$10,000,000 to develop! With road-taming improvements topped by new front and rear suspensions, ride and handling are so wonderfully smooth, so effortless, you'll have to try a new Ford to believe it. Until now only Thunderbird knew the secret of this kind of riding luxury—this kind of quiet smoothness. Until now only Thunderbird had this easy way with a corner—this sports car flair for winding roads.

Matching this big Ford's lavish ride is a live-it-up elegance inside and out, found only in cars costing hundreds more than a Ford. Thunderbird-inspired, deep foam-padded bucket seats and console in 500/XL's . . . deep foam-padded full-width seats in other models . . . full carpeting, crank-operated vent windows, rich "courtesy-lighted" interiors. And, straight from Thunderbird, the Swing-Away Steering Wheel* that moves over a full 9 inches to let you in.

Feel the super torque thrust of new Thunderbird power. Super torque is what makes this new Ford go—with horsepower up to a mile-splitting 425.* Choose from 25 power team options—seven engines, five transmissions—including Synchro-Smooth Drive, America's first fully synchronized 3-speed manual transmission. Ford's twice-a-year or 6,000-mile service schedule has set an industry pattern. And Ford's superb quality makes possible the *total-car* 24-month, 24,000-mile warranty detailed on page 20.

*Optional

SUPER TORQUE FORD

Cover: Ford Galaxie 500/XL Sports Hardtop with vinyl top option
At right: Ford Galaxie 500/XL Convertible, 500 4-Door Sedan and Country Squire
© 1962 Ford Motor Co., Dearborn, Mich.



Standard Equipment

Choice of "Puff Stripe" Cloth and Vinyl Interior Trims in Blue, Beige, Gold, Turquoise, and Red

Choice of 11 Diamond Lustre Enamel Exterior Colors

Bright-Metal Windshield, Rear Window and Drip Rail Moldings

Galaxie Body Trim and Side Moldings

Fender Top Ornaments

Color-Keyed, Wall-to-Wall Carpeting

White Vinyl Headlining

Color-Keyed Instrument Panel and Lifeguard Steering Wheel with Chrome Horn Ring

Dual Sun Visors and Coat Hooks

Cigarette Lighter

Arm Rests and Ash Trays, Front and Rear

Illuminated Luggage Compartment

Automatic Dome Light

Front Seat Belt Anchors

Safety-Yoke Door Locks

16,000 miles on 427 V-8's

Foam-Cushioned Front Seat

Crank-Adjust Vent Windows

Turn Signals (clear lenses with amber bulbs in front bumper)

Parallel Action, Single-Speed Electric Windshield Wipers

Step-On Parking Brake

138-hp Mileage Maker Six Engine

Synchro-Smooth Drive 3-Speed Manual Transmission—Steering Column Shift

Self-Adjusting Brakes

6,000-Mile Full-Flow Oil Filter

36,000-Mile Fuel Filter†

Fully Aluminized Muffler

Center-Fill Fueling

Popular Options and Accessories

Swing-Away Steering Wheel (in combination with power steering and automatic transmission)

Choice of Six V-8's from 164 to 425 hp

Choice of Transmissions:

Fordomatic, Cruise-O-Matic, Overdrive;

3- or 4-Speed Manual with Floor Shift†

Two-Speed Electric Wipers—Electric Windshield Washer

MagicAir Heater and Defroster*

Anti-Transistor, Push Button Radio

Choice of Three All-Vinyl Interiors

Self-Regulating Electric Clock

Backup Lights

See pages 26-31

for Options, Accessories and Power Teams

Basic Specifications

Over-all Length 209.9"

Over-all Width 80.0"

Over-all Height 55.5"

Wheelbase 119.0"

Curb Weight (approx.) 2-Door Sedan

3740 lb., 4-Door Sedan 3820 lb.

Trunk Volume 29.9 cu. ft.

FORD GALAXIE SEDANS

Here's size that makes sense and adds up to solid comfort. Plenty of room for long legs to stretch out . . . for heads to be held high (with hats on!) . . . for broad shoulders to relax without "overlapping" elbows, even when five others ride with you. Generous luggage space for everyone, too, in a trunk nearly 30 cubic feet big (illuminated for nighttime convenience). You can tick off big 1963 Ford luxury features by the score from white vinyl headlining to color-keyed carpet . . . Safety-Yoke door locks to illuminated luggage compartment . . . self-adjusting brakes to Center-Fill fueling. And, up to this point you haven't even started the engine!

All-new Ford 300 . . . newest and lowest priced of the big 119-inch wheel-base Fords! Offered in both 2- and 4-door sedans, the 300 brings you big Ford roominess, comfort and convenience . . . Twice-a-Year Maintenance and all of Ford's service-saving features. The new Ford 300 is built to the same high quality standards as the Ford Galaxie itself. Your choice of three attractive cloth-and-vinyl interior trims in blue, gold, or red. Choose from Ford Galaxie options and accessories (pages 28-29) and power teams (pages 30-31). Best news of all, the 300 is priced to outvalue every other full-size car in the low-price field! Ask for complete details on the new Ford 300 at your Ford Dealer's.



New Swing-Away Steering Wheel, available on all models, moves a full 9 inches to the right, providing the driver generous new room for easier entrances and exits. Ford Galaxie Sedan interior (right) is trimmed in beige cloth and vinyl, one of five handsome choices. As you see, the seat is designed high, wide, posture-perfect. Contour-formed foam padding (which you can't see) adds to your supreme riding comfort.



Standard Equipment

Additional luxury items over and above equipment listed on page 4:

Choice of "Gleam" Cloth and Vinyl Interior Trims in Blue, Beige, Chestnut, Turquoise, Gold, Red, and Black

Choice of 13 Diamond Lustre Enamel Exterior Colors

Seats, Doors and Side Panels Accented with Chrome-Like Mylar

Pleated Seat Fabrics, Door and Side Trim Panels

Deluxe Arm Rests and Ash Trays, Front and Rear

Chrome-Backed Rearview Mirror

Full-Width Instrument Panel Applique

Bright-Metal Seat Side Shields

Self-Regulating Electric Clock

Illuminated Glove Compartment and Front Ash Tray

Backup Lights

Distinctive Galaxie 500 Bright-Metal Body Trim

Double Body Side Moldings

Rear Body Trim Panel

Popular Options and Accessories

Choice of Six V-8's from 164 to 425 hp

Choice of Transmissions:

Fordomatic, Cruise-O-Matic, Overdrive; 3- or 4-Speed Manual with Floor Shift

Choice of Five All-Vinyl Interiors

Choice of 20 Two Tone Paint Combinations

Swing-Away Steering Wheel

(in combination with power steering and either automatic transmission)

Power Brakes—Power Steering

Padded Instrument Panel and Visors—Safety Seat Belts

Deluxe Wheel Covers—Disc or Simulated Wire Wheel Types

See pages 26-31 for Options, Accessories and Power Teams

Basic Specifications

Overall Length 209.9"

Overall Width 80.0"

Overall Height 55.5"

Wheelbase 119.0"

Curb Weight (approx.) 2-Door Sedan 3760 lb., 4-Door Sedan 3940 lb.

Trunk Volume 29.9 cu. ft.

[†]With 352, 390 and 427 V-8's

FORD GALAXIE 500 SEDANS

There's ample proof in these new cars that Ford engineering ideas set the pace again in '63. Examine just one area—ride. Over highway, byway or boulevard, the new Ford glides silent, smooth, serene. Between you and the road is an amazing new suspension system, engineered from the tires on up to smooth away road faults and "tune out" road noise, vibration and harshness. The result is the most lavish ride this side of the high-priced cars. It's a more carefree ride, too, thanks to more Ford engineering ideas that pay off for you in big service savings—36,000 miles between major chassis lubes, 6,000 miles between oil changes and minor lubes, self-adjusting brakes, 36,000-mile fuel filter† . . . to name but a few. How long since you rode in a new super torque Ford?

[†]16,000 miles on 427 V-8's

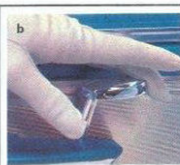


(a) Thunderbird 390 V-8 option provides 300-hp punch—one of six V-8 choices!

(b) New lift-tab door handles operate with greater smoothness and ease.

(c) New crank-adjustable vent windows add to convenience, precise ventilation control.

(d) Ford Galaxie 500 Sedan interior in rich blue pleated cloth and vinyl is one of seven standard trim choices. In addition, 500's offer five pleated all-vinyl trim options that have the look and feel of leather.



At right: Ford Galaxie 500 4-Door Sedan (also offered in 2-door sedan)



FORD GALAXIE 500 HARDTOPS

One of the nicest things that ever happened to hardtops is Thunderbird styling. The lines are clean and uncluttered—the Thunderbird roofline is so very smart and so very widely imitated. The airy openness of this body style (no center posts) appeals to many. Even with windows closed visibility is virtually unobstructed. And typical Ford body quality is very much in evidence. Windows run smoothly, easily up or down . . . mate true and tight when closed. (A special weathertight seal keeps rain and snow from running down inside the doors.) Doors open and close with finger-tip ease . . . stay solidly and quietly closed . . . all because of new Safety-Yoke door locks. More Ford engineering ideas at work to back up Ford beauty with solid Ford quality!

Standard Equipment

Additional luxury items over and above equipment listed on page 41:

Choice of "Glean" Cloth and Vinyl Interior Trims in Blue, Sloop, Chestnut, Turquoise, Gold, Red, and Black
Choice of 13 Diamond Lustre Enamel Exterior Colors

Seats, Doors and Side Panels Accented with Chrome-Like Mylar

Pleated Seat Fabrics, Door and Side Trim Panels

Deluxe Arm Rests and Ash Trays, Front and Rear

Chrome-Backed Rearview Mirror
Full-Width Instrument Panel Applique

Bright-Metal Seat Side Shields
Self-Regulating Electric Clock

Backup Lights (centered in taillights)
Distinctive Galaxie 500 Body Trim

Double Body Side Moldings
Rear Body Trim Panel

Popular Options and Accessories

Choice of Six V-8's from 164 to 425 hp

Choice of Transmissions:
Fordomatic, Cruise-O-Matic, Overdrive;

3- or 4-Speed Manual with Floor Shifts
Swing-Away Steering Wheel

(in combination with power steering and either automatic transmission)

AM-FM All-Transistor, Push Button Radio
Power Steering—Power Brakes—

Power Seat—Power Windows
Select-Aire or Ford Air Conditioners

See pages 26-31
for Options, Accessories and Power Teams

See pages 26-31
for Options, Accessories and Power Teams

Basic Specifications

Over-all Length 209.9"

Over-all Width 80.0"

Over-all Height 56.5"


Wheelbase 119.0"

Curb Weight (approx.) 2-Door Hardtop

3775 lb., 4-Door Hardtop 3855 lb.,

Trunk Volume 28.0 cu. ft.

*With 352, 390 and 427 V-8's



New tandem-action electric wipers clear 95% more windshield area, wipe out the "spatter spot" in the middle that old-fashioned wipers still miss. No annoying "slowdown" in wiper action getting under way from a light when you need it most. Hardtop interior (above) in red fabrics illustrates one of 12 choices; seven are of pleated cloth and vinyl and five are all-vinyl (optional).

Foreground: Ford Galaxie 500 4-Door Hardtop

Background: Ford Galaxie 500 2-Door Hardtop



Standard Equipment

Additional luxury items over and above equipment listed on page 4:

Choice of "Glean" Cloth and Vinyl Interior Trims in Blue, Chestnut, Turquoise, Gold, Beige, Red, and Black
Choice of 13 Diamond Lustre Enamel Exterior Colors
Seats, Doors and Side Panels—Accented with Mylar
Pleated Seat Fabrics, Door and Side Trim Panels
Deluxe Arm Rests and Ash Trays
"Floating" Rearview Mirror Bonded to Windshield
Full-Width Instrument Panel Applique
Rear Pillar Courtesy Lights
Bright-Metal Seat Side Shields
Self-Regulating Electric Clock
Backup Lights
Distinctive Galaxie 500 Body Trim
Double Body Side Moldings
Rear Body Trim Panel

Popular Options and Accessories

Choice of Six V-8's from 164 to 425 hp
Choice of Transmissions: Fordomatic, Cruise-O-Matic, Overdrive 3, or 4-Speed Manual with Floor Shift
Swing-Away Steering Wheel (with power steering and auto. trans.)
Textured Vinyl Roof Covering in Black or White
AM-FM All-Transistor Push Button Radio
Power Steering—Power Brakes—Power Seat—Power Windows
Select-Aire or Ford Air Conditioners

See pages 26-31 for Options, Accessories and Power Teams


Basic Specifications

Over-all Length 209.9"
Over-all Width 80.0"
Over-all Height 54.5"
Wheelbase 119.0"
Curb Weight (approx.) 3775 lb.
Trunk Volume 29.9 cu. ft.
*With 352, 390 and 427 V-8's

FORD GALAXIE 500 SPORTS HARDTOP

Here's an entirely new look in hardtops—even among '63 Fords. This is the all-new Sports Hardtop, designed to give you a different slant on the lively life. The roof has the taut, swift lines of a convertible. But this roof is sculptured in steel. And it comes finished in beautifully durable Diamond Lustre Enamel or, as you see at right, sheathed in rich black or white vinyl (optional with any body color you choose). Inside, smart upholsteries, Thunderbird-type "floating" mirror and appointments (see below) reflect both hardtop and convertible luxuries, in one beautiful Ford model. Slip behind the wheel. The seat is full-width, foam-cushioned and comfort-high. Deep-pleated fabrics rival the costliest cars. Test-drive this one and you'll discover something else as obvious as its good looks—the smooth, hushed new Ford ride. It took \$10 million to perfect and puts '63 Fords in a class by themselves!

Sports Hardtop interior features—(a) Bonded directly to the windshield, Thunderbird-type rearview mirror seems to hover in space. (b) Open either door and courtesy lights, mounted in rear pillars, instantly illuminate the interior. (c) You've a dozen beautiful interior choices; seven of pleated cloth and vinyl (gold shown), five of all-vinyl (optional).



At right: Ford Galaxie 500 Sports Hardtop with black vinyl roof covering option



FORD GALAXIE 500 CONVERTIBLE

The Ford Galaxie 500 Convertible is an action car and looks it in every line. The new roofline is lower; the new windshield is set at a more rakish angle; the styling influence of Thunderbird is unmistakable. Under way, the performance promise is brilliantly fulfilled. With Thunderbird V-8* thrust up to 425 hp, the Convertible (or any other '63 super torque Ford sedan or hardtop) can put you in full charge of the liveliest going yet! Top up: the weatherproof vinyl 3-ply top is secured to each roof bow to hold the top snug and sleek as you drive. Top down: it disappears smoothly under the tailored, color-keyed boot. These are just a few of the "goodies" awaiting you in the 500 Convertible. *Optional

Standard Equipment

Additional luxury items over and above equipment listed on pages 4 and 6:

Choice of 13 Diamond Lustre Enamel Exterior Colors

Choice of Padded All-Vinyl Interiors in Blue, Chestnut, Gold, Red, Black, and Turquoise

Vinyl 3-Ply, Power-Operated Top in Choice of White, Black or Blue

Anti-Ballooning Top Securely Attached to Each Roof Bow

Zip-Out 505-sq. in. Clear Vinyl Rear Window Color-Keyed, Contoured Top Boot

Automatic Courtesy Light Under Instrument Panel

"Floating" Rearview Mirror Bordered to Windshield

Padded Sun Visors

Popular Options and Accessories

Choice of Six V-8's from 164 to 425 hp

Choice of Five Transmissions: Fordomatic, Cruise-O-Matic, Overdrive; 3- or 4-Speed Manual with Floor Shifts

With 352, 390 and 427 V-8's

Swing-Away Steering Wheel (in combination with power steering and either automatic transmission)

Power Steering—Power Brakes—Power Seat—Power Windows

Deluxe Simulated Wire-Wheel Covers or Full Disc Type

Outside Rearview Mirrors

Two-Speed Electric Wipers—Electrically Operated Washer

AM-FM All-Transistor Push Button Radio Padded Instrument Panel—Seat Belts

Radio Antenna, Rear Mounted

See pages 26-31

for Options, Accessories and Power Teams

Basic Specifications

Over-all Length 209.9"

Over-all Width 80.0"

Over-all Height 54.5"


Wheelbase 119.0"

Curb Weight (approx.) 3930 lb.


Trunk Volume 27.4 cu. ft.

Ford Galaxie 500 Convertible "goodies"

—(a) 4-speed floor-mounted stick shift available with any of four V-8's. (b) Thunderbird-inspired "floating" mirror is part of the windshield. (c) Performance? Try one of the lusty Thunderbird 427 V-8's! (d) Sure sign you've been passed by the most beautiful convertible on the road. (e) Take your pick of six convertible interior trims; three top colors.



At right: Ford Galaxie 500 Convertible



FORD GALAXIE 500/XL HARDTOPS

XL stands for "extra lively." Lively in looks, XL Hardtops have all the verve of limited-edition foreign offerings that sell for thousands more. Such lively luxuries as leathery vinyl trim, bucket front seats, Thunderbird-inspired command console with either stick shift Cruise-O-Matic (std.) or 4-speed manual (opt.). Turn the key and you can have action as lively as you like with the 195-hp Galaxie 289 V-8 (std.), or Thunderbird V-8 options of 220 hp, 300 hp, 410 hp or the big 8-barrel bravo with 425 hp! Try the XL's kind of lively super torque going just once and you'll never be fully satisfied with anything else.

Standard Equipment

Includes all luxury features listed on pages 4 & 5 plus the following unique 500/XL items:

Choice of All-Vinyl Interiors in Rose Beige, White (4-door only), Blue, Black, Red, Turquoise, Chestnut, and Gold
Choice of 13 Diamond Lustre Enamel Exterior Colors

Front Bucket Seats, 100% Foam-Cushioned, Individually Adjustable
Full-Length Command Console

"Bucket-Styled" Rear Seat, Individually Contoured, 100% Foam-Cushioned
Seats, Door and Side Panels Feature Chrome-Mylar Highlights

Super-Deluxe Arm Rests and Ash Trays, Front and Rear
Bright-Metal Seat Side Shields and Door Lock Buttons

Distinctive Galaxie 500/XL Body Trim
Bright-Metal-Accented Accelerator and Brake Pedals

Courtesy-Safety Lights in Both Lower Door Panels

Galaxie 289 V-8 195-hp Engine

Dual-Range Cruise-O-Matic Drive with Console-Mounted "Sports Stick" (except with 427 V-8's)

Full Wheel Covers with Simulated "Knock Off" Spinners

Popular Options and Accessories

Choice of Five V-8's from 184 to 425 hp
3:1 or 4-Speed Manual Transmission with Console-Mounted "Sports Stick"

Choice of 21 Two-Tone Paint Combinations

Swing-Away Steering Wheel (in combination with power steering and automatic transmission)

Power Steering—Power Driver's Seat—Power Brakes

Select-Aire Conditioner

Tinted Glass—Power Windows

Padded Instrument Panel and Sun Vents—Seat Belts

AM-FM All-Transistor, Push Button Radio—Rear Seat Speakers

Tachometer (0-8,000 rpm)

See pages 26-31

for Options, Accessories and Power Teams

Basic Specifications

Overall Length 209.9"

Overall Width 80.0"

Overall Height 55.5"

Wheelbase 119.0"

Curb Weight (approx.)

2-Door Hardtop 3825 lb.

4-Door Hardtop 3905 lb.

Trunk Volume 29.9 cu. ft.

\$With 427 V-8's

\$With 352, 390 and 427 V-8's



XL Hardtop Interior in rich gold (above). Who could resist being carried away by this one? Deep foam-cushioned bucket seats cradle you in comfort. (Rear seat is "bucket-styled," equally luxurious and comfortable.) Sculptured bright-metal seat side shields, mylar highlights in seats and side panels, unique carpet-trimmed doors are a few of XL's elegant touches. Another is the XL command console (below) with short-shift sports stick and handy storage compartment.

At left: Ford Galaxie 500/XL 4-Door Hardtop (also offered in 2-Door Hardtop)

Standard Equipment

Includes all luxury features listed on pages 4 & 6 plus the following unique 500/XL items:

Choice of All-Vinyl Interiors in Rose Beige, White, Blue, Black, Red, Turquoise, Chestnut, and Gold

Choice of 13 Diamond Lustre Enamel Exterior Colors

Front Bucket Seats, 100% Foam-Cushioned, Individually Adjustable

Full-Length Command Console "Bucket-Style" Rear Seat, Individually Contoured, 100% Foam-Cushioned

Seats, Door and Side Panels Feature Mylar Highlights

Super-Deluxe Arm Rests and Ash Trays, Front and Rear Bright-Metal Seat Side Shields and Door Lock Buttons

Distinctive 500/XL Body Trim "Floating" Rearview Mirror

Bright-Metal-Accented Accelerator and Brake Pedals

Interior Rear Pillar Courtesy Lights (Plus remaining Standard Equipment on pg. 15)

Popular Options and Accessories

Choice of Five V-8's from 164 to 425 hp

3-Speed or 4-Speed Manual Transmission with Console-Mounted "Sports Stick"

Swing-Away Steering Wheel (with power steering and automatic transmission)

Textured Vinyl Roof Covering in Black or White

Power Steering—Power Driver's Seat—Power Brakes

Select-Aire Conditioner Automatic Speed Control

Padded Instrument Panel and Sun Visors—Seat Belts

AM-FM Push Button Radio See pages 26-31 for Options, Accessories and Power Teams

Basic Specifications

Over-all Length 209.9"

Over-all Width 80.0"

Over-all Height 54.5"

Wheelbase 119.0"

Curb Weight (approx.) 3926 lb.


Trunk Volume 29.3 cu. ft.

§ With 427 V-8; * With 352, 390 and 427 V-8's

FORD GALAXIE 500/XL SPORTS HARDTOP

XL stands for "extra lovely." The XL Sports Hardtop has the fresh new slip-stream look—the newest Ford fashion in hardtops. The swept-back lines are purposeful as a jet. The jaunty new roof captures in steel the beautifully clean and faceted surfaces of a convertible top. Look inside and you'll see why superlatives come so easily in describing this XL. In elegant array before you are such widely applauded XL ingredients as leather-grained all-vinyl trim, deep-pleated and accented with mylar . . . lush deep foam-cushioned bucket seats . . . the XL command console (with "sports stick" shift lever) . . . Thunderbird-type "floating" mirror . . . and a full helping of luxury wherever you look. Lively as it is lovely, the XL Sports Hardtop was made to be on the move. Its reactions to the throttle speak with full Thunderbird V-8 authority. And Ford's new \$10,000,000 ride is the greatest thing that ever happened to the American Road!

(a) XL instrument panel combines style and function; instruments are arranged for quick reference, set in a deep cove and softly lighted to eliminate glare. (b) 3- or 4-Speed Manual stick shift option is available on XL's (see above). (c) Exclusive Sports Hardtop option: elegant black or white vinyl roof covering. (d) XL Sports Hardtop interior in rose beige, one of nine handsome leather-like all-vinyl trim choices.



At right: Ford Galaxie 500/XL Sports Hardtop



FORD GALAXIE 500/XL CONVERTIBLE

XL stands for "extra luxury." Wherever appreciators of the finer things gather and the talk turns to cars, you're sure to hear about the XL Convertible. Here's where Ford stylists, who have created a gorgeous convertible in the Ford Galaxie 500, have even outdone themselves! Add a dash of sports car spirit—front bucket seats, deep-pleated and foam-cushioned . . . full-length command console in between with short-shift "sports stick" . . . bucket-tailored 3-passenger rear seat—leather-like vinyls sparkling with mylar all around. To tailor XL Convertible performance to your preference, take your pick from 10 lively power teams. For convertible fanciers, an XL is the *pièce de résistance*. And, if you're not already a convertible fancier, an XL can make you one—fast!

Standard Equipment

Includes all luxury items listed on pages 4 and 6 plus the following unique 500/XL items:

Choice of Pleated All-Vinyl Interiors in Blue, Turquoise, Chestnut, Gold, Red, White, Black, and Rose Beige

Choice of 13 Diamond Lustro Enamel Exterior Colors

Front Bucket Seats, 100% Foam-Cushioned, Individually Adjustable

Full-Length Command Console

"Bucket-Styled" Rear Seat, Individually Contoured, 100% Foam-Cushioned

Vinyl 3-Ply Top in Choice of Black, White or Blue

Color-Keyed, Contour-Padded Top Boot with Concealed Fasteners

"Floating" Rearview Mirror Bonded to Windshield

Color-Keyed Padded Sun Visors

Courtesy-Safety Lights in Both Lower Door Panels

Galaxie 289 V-8 195-hp Engine

Dual-Range Cruise-O-Matic Drive with Console-Mounted "Sports Stick" (except with 427 V-8's)

Full Wheel Covers with Simulated "Knock Off" Spinners

(Plus remaining Std. Equip. on page 15)

Popular Options and Accessories

Choice of Five V-8's from 184 to 426 hp
3-Speed or 4-Speed Manual Transmission
with Console-Mounted "Sports Stick"

Swing-Away Steering Wheel
(in combination with power steering
and automatic transmission)

Power Steering—Power Driver's Seat—
Power Brakes

Tinted Glass—Power Windows

Padded Instrument Panel—Seat Belts

AM-FM All-Transistor Push Button Radio
—Rear Mount Antenna

Tachometer (2-8,000 rpm)

See pages 26-31
for Options, Accessories and Power Teams

Basic Specifications

Over-all Length 209.9"

Over-all Width 80.0"

Over-all Height 54.5"


Wheelbase 119.3"

Curb Weight (approx.) 3975 lb.

Trunk Volume 27.4 cu. ft.

\$With 427 V-8's

#With 352, 390 and 427 V-8's




Soft lights and sweet luxury. Clean, low-lined beauty of XL Convertible is emphasized by this unusual view. Padded boot has top trim tucked beneath with not a single fastener showing to tell you how it's done.

Unique safety-courtesy lights in either door shine clear beam into car, red warning beam rearward. Concealed panel light illuminates the console. Bright style note: XL bucket seat comes in nine luxurious all-vinyl choices.



At right: Ford Galaxie 500/XL Convertible




Fords are *built for people*, which means not only big in size, but extra generous in comfort and convenience. Doors swing wide to let you step in with ease. Seats are designed high, wide and deep . . . and cushioned sofa-soft. There's always plenty of room to sit back and enjoy the ride . . . room for everybody's head, shoulders, arms and legs . . . *even with six* in the car. Convenience is everywhere. It's the wide arm rest at your elbow . . . luxuriously smooth, crank-adjusted vent windows. It's a "courtesy-lighted" interior as soon as you open the door or glove compartment . . . or, with taillights on, even the big Ford trunk!



The now-famous 24-month or 24,000-mile warranty was pioneered by Ford. It is the *total-car* warranty made possible by *total-car* quality, as you can see in reading the warranty itself:

Ford Motor Company warrants to its dealers, and its dealers, in turn, warrant to owners as follows: That for 24 months or for 24,000 miles (6 months or 6,000 miles on 427-cu. in. high-performance V-8 engines and related power train components), whichever comes first, free replacement, including related labor, will be made by dealers of any part with a defect in workmanship or materials. Tires are not covered by the warranty; appropriate adjustments will be made by tire companies. Owners will remain responsible for normal maintenance services, routine replacement of parts, such as filters, spark plugs, ignition points, wiper blades, brake or clutch linings, and normal deterioration of soft trim and appearance items. The warranties referred to herein are applicable to products sold in the U.S.A. and in certain neighboring areas.



Just look at all the savings a '63 Ford offers you! Service stops come only twice a year, or each 6,000 miles. You drive 36,000 miles between major chassis lubes . . . 6,000 miles between oil and oil filter changes and minor lubes. Fuel filter goes 36,000 miles before replacement†. Brakes and # engine valves are self-adjusting. Muffler is fully aluminized for longer life, body rocker panels are galvanized to resist rust, corrosion. And every new Ford comes to you complete with engine coolant-antifreeze good for 36,000 miles or two years—just about as care-free as a '63 can be!

16,000 miles on 427 V-8's. † In all except 427 V-8's



The luxury feel of Thunderbird is in every new Ford. You sense it in the uninterrupted smoothness . . . the near-complete absence of noise and vibration of the lavish new ride. Steering is trim and true; cornering is controlled, remarkably flat. At the light, you drive forward on an even keel without rear-end "squat." Braking is sure and swift—without "nose-dive"—even in short-space stops. It all adds up to rare, wonderful driving fun. And, riding or driving, you'll love every minute you spend in a new super torque Ford.



Ford going has been great ever since the first Ford V-8. Now there are six . . . with Thunderbird thunder and thrust that zooms up to 425 hp! With most you can name your choice of GO-now transmissions. With any of these super torque power teams you get a special kind of performance . . . sizzling, scintillating, velvet-smooth. That's as close as words come to it. Drive a lively '63 Ford; put it through its paces and words won't be necessary—you'll *know*!

Standard Equipment

Choice of "Puff-Stripe" Cloth and Vinyl
Interior Trims in Beige and Turquoise;
"Basket-Weave" Vinyl and Vinyl in
Red, Blue, and Beige

Choice of 11 Diamond Lustre Enamel
Exterior Colors
Distinctive Country Sedan Body Trim
Fender Top Ornaments

Roll-Over Tailgate Window—
Power Operated on 9-Pass; Model
Arm Rests and Ash Trays, Front and Rear
Color-Keyed, Robbed Vinyl Cargo Area
Cigarette Lighter

Illuminated Front Ash Tray and
Illuminated Locking Glove Compartment
Color-Keyed, Textured Vinyl-Coated
Rubber Floor Covering

Dual Sun Visors and Coat Hooks
Automatic Dome Light
Color-Keyed Lifeguard Steering Wheel
with Chrome Horn Ring

Front Seat Belt Anchors
Turn Signals (clear lenses with amber bulbs
in front bumper)

Foam-Cushioned Front and Rear Seats
Crank-Adjust Vent Windows
Safety-Take Door Locks
Step-On Parking Brake

Parallel Action, Single-Speed
Electric Wipers
138-hp Mileage Maker Six Engine
Synchro-Smooth Drive 3-Speed Manual
Transmission—Steering Column Shift
Self-Adjusting Brakes

6,000-Mile Full-Flow Oil Filter
36,000-Mile Fuel Filter
Fully Aluminized Muller

Popular Options and Accessories

Choice of Four V-8's from 164 hp to 300 hp
Choice of Transmissions:
Fordomatic, Cruise-O-Matic, Overdrive;
3- or 4-Speed Manual with Floor Shifter

Two-Speed Electric Wipers
MagicAir® Heater and Defroster*
Power Steering—Power Brakes
Choice of Three Pleated All-Vinyl Seat Trims

Choice of 12 Two Tone Combinations
Rooftop Luggage Rack
See pages 26-31
for Options, Accessories and Power Teams

Basic Specifications

Over-all Length 200.9"
Over-all Width 80.0"
Over-all Height 56.9"
Wheelbase 110.0"

Curb Weight (approx.): 6-pass, 4150 lb.,
9-pass, 4165 lb.
Cargo Volume 91.5 cu. ft.

*Delete option. See footnote, page 4.
†With 352 and 390 V-8's

COUNTRY SEDANS

What goes into the making of a *great* station wagon? All the things that have made Ford America's wagon specialist . . . and Country Sedans such great wagon favorites. First, big loadspace, 91½ cu. ft. of it in either 6- or 9-passenger models (*all* of it easily accessible *above* the load floor). Next, quick-converting passenger seats plus counter-balanced tailgates with roll-down windows to make that big loadspace faster, easier and more convenient to get at and use. Among other Country Sedan bonuses are crisp, clean styling . . . Ford's Twice-a-Year Maintenance (6,000 miles between service stops) . . . brakes that adjust themselves . . . self-adjusting engine valves . . . and all the rest of Ford's wonderful savings that begin with the low Ford price tag!



Left: New Ford wagons offer 91½ cu. ft. of convenient loadspace—flat, level and all in one place. Load floor is over 5 ft. wide, stretches over 10 ft. to end of open tailgate. Tailgate width is over 4 ft., loading height just 26 in. **Below:** 6-Passenger Country Sedan interior of beige all-vinyl, one of five smart trims.



At right: 6-Passenger Country Sedan
(also offered in 9-passenger model)



COUNTRY SQUIRES

Country Squires are the aristocrats of the wagon world. Their styling is almost classic, their luxury unsurpassed. Both 6- and 9-passenger Squires have the distinctive body trim that richly resembles wood but requires none of its care. (Side panels are as easy to maintain as the Squire's hard, bright Diamond Lustre Enamel. Simply wash and remove any corrosive substances with a good grade of polish—it *never* needs waxing.) They boast interiors of rich deep-pleated, mylar-accented fabrics . . . elegantly carpeted floors . . . power tailgate windows . . . electric clocks . . . backup lights . . . all standard equipment, of course. To add extra liveliness, you can have Thunderbird V-8* punch up to 300 hp; to add sports car fun, stick-shift 4-speed transmission*. And, with all this glamour and spirit, the new Country Squires give you all the loadspace (91½ cu. ft.) and wonderful convenience of the most admired, most useful wagons on the American Road!

*Optional



Only Ford, America's wagon specialist, could build a wagon as glamorous inside as this 9-Passenger Country Squire. Country Squire trim of deep-pleated blue all-vinyl is one of seven choices available in either 6- or 9-passenger model. Seats are every bit as comfortable as they look because Ford gives you foam cushioning in wagon seats front and rear. And, as a Country Squire option, you can have the same type of sporty bucket seats and full console which lend so much elegance to 500i/XL models!

Standard Equipment

Additional luxury items over and above Country Sedan equipment listed on page 22:

Choice of Pleated "Gleam" Cloth and Vinyl Interior Trims in Red, Blue, Beige, and Turquoise; Pleated All-Vinyl in Red, Blue, and Beige.
Choice of 11 Diamond Lustre Enamel Exterior Colors
Distinguished Wagon Styling with Lined Oak Fiberglass Moldings Enclosing Walnut-Colored Steel Panels
Power Tailgate Window Standard on 6- and 9-Passenger Models
Richly Pleated, Mylar-Highlighted Seat Fabrics, Door and Side Trim Panels

Color-Keyed, Wall-to-Wall Carpeting (vinyl in 9-pass, third seat area)
Self-Regulating Electric Clock
Backup Lights

Popular Options and Accessories

Choice of Four V-8's from 164 to 300 hp
Choice of Transmissions:
Fordomatic, Cruise-O-Matic, Overdrive;
3- or 4-Speed Manual with Floor Shift
Power Steering—Power Brakes—Power Windows—Power Seat
Select-Aire or Ford Air Conditioner
Swing-Away Steering Wheel (in combination with power steering and either automatic transmission)

*With 352 and 390 V-8's

Front Bucket Seats and Console
AM-FM All-Transistor, Push Button Radio
Deluxe Wheel Covers

See pages 26-31 for Options, Accessories and Power Teams

Basic Specifications

Over-all Length 209.9"
Over-all Width 60.0"
Over-all Height 56.9"
Wheelbase 119.0"
Curb Weight (approx.) 6-Pass, 4165 lb., 9-Pass, 4175 lb.
Cargo Volume 91.5 cu. ft.

At right: 9-Passenger Country Squire with optional wagon roof rack (also offered in 6-passenger model)



COLOR & UPHOLSTERY SELECTOR

EXTERIOR COLORS					
	A. Raven Black	M. Corinthian White	J. Rangoon Red	I. Champagne	Y. Glacier Blue

A wide choice of color-keyed interiors is offered for 1963. To determine the upholstery colors and trim materials available for your favorite model, look for the code letter of your exterior color choice under the trim samples shown. Example: a Galaxie Sedan with Corinthian White (M) Diamond Lustre Enamel exterior can have blue, turquoise, beige, gold, or red vinyl and cloth interior trim (or blue, gold or red all-vinyl!). Convertible top colors are (1) black, (2) white, or (4) blue.

²Optional

TWO TONE COLORS—Choose Two Tone exteriors from the charts shown. The first letter in each box represents upper body color, and second letter the lower. Example: "M/A" stands for Corinthian White upper and Raven Black lower. Lower color determines interior trim in most cases. Trim in cars with white lower color is determined by the upper color. Two Tones are not available with Convertibles or Squires.

Galaxie 500 and 500/XL's

M/A	A/M	M/J	J/M	M/I	A/I	M/Y
M/E	E/M	M/H	Y/E	E/Y	M/D*	D/M*
M/X	M/P	P/M	M/T*	M/W	M/V*	V/M

*Not with 500 all-vinyl interiors
1500/XL Hardtops and Sports Hardtops only



Car Two Tone



Wagon Two Tone

Galaxie Sedan and Wagons

M/A	M/J	M/I	A/I	M/Y	M/E
M/H	Y/E	M/D	M/X	M/T	M/P

Galaxie Sedans		Blue Vinyl/Cloth M*Y*E*H		Turquoise Vinyl/Cloth A*M*D
Galaxie 500 Sedans and Hardtops		Blue Pileated Vinyl/Cloth M*Y*E*H		Turquoise Pileated Vinyl/Cloth A*M*D
Galaxie 500 Convertible — Also Optional in 500 Sedans and Hardtops; except turquoise		Blue Pileated Vinyl M*Y*E*H 1-2-4		(Convert. Only) Turquoise Pileated Vinyl A*M*D 1-2
500/XL† Hardtops and Convertible		Blue Pileated Vinyl M*Y*E*H 1-2-4		Turquoise Pileated Vinyl A*M*D 1-2
Country Sedans		Beige All-Vinyl A*M*J*H *P*Y*X		Turquoise All-Vinyl A*M*D
Country Squires		Blue Pileated Vinyl/Cloth M*Y*E*H		Turquoise Pileated Vinyl/Cloth A*M*D

†White pileated vinyl with rose beige accents (target, instrument panel) available with Corinthian White and Rose Beige exteriors; white pileated vinyl with black accents available with all exterior colors.

E. Viking Blue	H. Oxford Blue	D. Ming Green	X. Heritage Burgundy	P. Silver Moss	T. Sandshell Beige	W. Rose Beige	V. Chestnut	

	Beige Vinyl/Cloth M*Y*X		Gold Vinyl/Cloth A*M*J*H		Red Vinyl/Cloth A*M*J*H	OPTIONS: Pileated all-vinyl trim in Blue, Gold or Red (same as the blue, gold and red swatches shown below for "Galaxie 500 Convertible")	
	Beige Pileated Vinyl/Cloth M*Y*X		Gold Pileated Vinyl/Cloth A*M*J*H		Chestnut Pileated Vinyl/Cloth M*V		Red Pileated Vinyl/Cloth A*M*J*H
	Gold Pileated Vinyl A*M*J*H*P 1-2		Chestnut Pileated Vinyl M*V 1-2		Red Pileated Vinyl A*M*J*H 1-2		Black Pileated Vinyl A*M*J*H *P*W*X 1-2
	Rose Beige Pileated Vinyl M*W*X 1-2		Gold Pileated Vinyl A*M*J*H*P 1-2		Chestnut Pileated Vinyl M*V 1-2		Red Pileated Vinyl A*M*J*H 1-2
	Beige All-Vinyl A*M*J*H *P*Y*X		Blue All-Vinyl M*Y*E*H		Red All-Vinyl A*M*J*H	OPTIONS: Pileated all-vinyl trim in Blue, Gold or Red (same as the blue, gold and red swatches shown above for "Galaxie 500 Convertible")	
	Beige Pileated Vinyl A*M*J*H *P*Y*X		Red Pileated Vinyl A*M*J*H		Blue Pileated Vinyl M*Y*E*H		Beige Pileated Vinyl A*M*J*H *P*Y*X
	Red Pileated Vinyl A*M*J*H		Blue Pileated Vinyl M*Y*E*H		Beige Pileated Vinyl A*M*J*H *P*Y*X		Red Pileated Vinyl A*M*J*H

OPTIONS & ACCESSORIES SELECTOR



Swing-Away Steering Wheel. Wheel moves to the right a full 9 inches for easier entrances and exits . . . a totally new kind of convenience in seating. Wheel and steering column can be moved only when transmission selector is in Park. Returned to normal driving position, column is locked securely into place by moving selector to any other position . . . Neutral, Drive, Low or Reverse. (Available only in combination with power steering and either automatic transmission.)



Power Front Seat.* Four-way finger-tip control at driver's side moves seat up, down, forward or back to any desired setting. Seat back tilts to comfortable riding angle automatically. Powerful circuit breaker-protected electric motor and husky screw jacks answer your orders to move seat smoothly, quietly.

*Unavailable with 4-speed manual transmission (except 500/XL's)



Power-Lift Windows. All-electric operation with separate motor-drive for each window. Convenient individual control for each window plus a 4-window master control panel on driver's door (on the console in 500/XL models). Fifth control button on panel permits driver to lock out other separate controls (useful when youngsters ride with you).



Power Tailgate Window. Provides convenient remote-controlled ventilation and tailgate access. Can be operated from driver's seat with ignition turned on, or from outside at rear by key-operated control on tailgate. As safety precaution, window must be rolled down completely before tailgate can be opened. (Standard on Country Squires and 9-Passenger Country Sedan.)

Power Brakes.† Operation requires less than half regular braking effort. Engine vacuum-powered with vacuum reserve for extra safety. Delivers precision, full-stop control with low-pedal convenience. Cuts driver fatigue as it increases driver confidence and safety over all roads and under all driving conditions.



Power Steering.† Ford's Master-Guide power steering does up to 85% of the steering work for you, yet you retain "feel-of-the-road" for driving safety. Resists shocks and steering reaction to ruts and other road irregularities for relaxed driving comfort and handling ease. Especially helpful in parking, low-speed maneuvering and driving over poorly surfaced roads.

†Unavailable with 427 V-8's



Life-guard Design Options—at moderate extra cost you can have the added safety and smart appearance of Padded Instrument Panel and Cushioned Sun Visors* of shock-absorbing foam material covered in handsome leather-grained vinyl. Safety Seat Belts (metal-to-metal or metal-to-webbing types), anchored through the floor, are available to help hold you firmly in your seat upon sudden stop or impact. "Life-guard Jr." Rear Door Locks provide driver's peace of mind by preventing children's tiny hands from accidentally opening either of the rear doors while under way.



Life-guard Design Standard Equipment—at no added cost *whatsoever*—all sedans, hardtops, convertibles and wagons include Safety-Padded Arm Rests; Deep-Dish 3-Spoke Steering Wheel; Double-Swivel, Shatter-Resistant Rearview Mirror and new, tight-gripping Safety-Yoke Door Locks.

Remote-Control Rearview Mirror. Special inside control lever lets you set mirror position without opening windows or reaching outside the car. Smooth operating, toggle-type control makes adjustment easy, holds setting securely. Extra convenience and safety for all-weather driving.



Selectaire Conditioner. New, high-capacity air conditioning to cool, filter and dehumidify interior air. Three-speed, high-volume blower. Precision temperature regulation with adjustable selector control. Separate from MagicAir heater and defroster. (Available on all models except with High-Performance V-8's.)



Automatic Speed Control. You preset desired speed (from 25-80 mph) with dial knob and the control does the rest. You cruise smoothly at a steady speed on highways—even up or down hills—while your foot rests off the accelerator. Control engages as you reach preset speed, disengages with touch of the brake.



AM-FM All-Transistor Radio. New, fully transistorized design with five station push buttons (2 AM—3 FM), and manual tuning. Powerful reception and rich, full tone. FM has Automatic Frequency Control to eliminate tuning "drift." Transistors permit instant warm-up and low load on car battery. Volume and tone controls blend beautifully with radio dial and instrument panel.

Deluxe Wheel Covers. Offered in two styles: handsome, fully chromed simulated wire-wheel type (below) to add smart, sporty appearance, or tastefully styled deluxe full-disc design.



ALSO:

- Ford Air Conditioner (economy type)
- Spotlight with Mirror
- AM All-Transistor Radio
- StudioSonic Sound System (rear radio speaker)
- Outside Rearview Mirrors (several styles)
- Door Edge Guards

PLUS: Textured Vinyl Roof Covering in Black or White (500 & 500/XL Sports Hardtops) • White Sidewall Tires • Two Tone Paint • 2-Speed Electric Wipers • Windshield Washer • Rear Seat Radio Speaker • Deck Lid Antenna • Tinted Glass • Bumper Guards (front only on Wagons) • All-Vinyl Interior Trim (Sedans & Hardtops) • Rear Fender Shields • Hood Ornament • Seat Covers • Ventilated Seat Cushions • Contour Floor Mats • Rocker Panel Moldings • Locking Gas Cap • Tachometer • Deletion of Magic-Aire Heater • Heavy-Duty 70 Amp-Hr Battery • Load-Leveler Shock Absorbers • Wagon Luggage Rack and Cover • Wagon Loadspace Floor Mat and many others

*Color-keyed padded visors standard on all convertibles

POWER TEAM SELECTOR

This year those who know their performance are going for Ford because this '63 has the *going* spirit in every one of its 25 power teams! You get livelier response to the throttle . . . a smooth surge of power in every speed range. In Thunderbird V-8's, Galaxie V-8's or Six, you get more GO from every gallon—more wheel-turning power from every drop of fuel! And in over half of the new engines for '63 the fuel is familiar, low-price regular!



1. Mileage Maker Six—138 hp. Standard engine on all except XL models. Reliability and operating economy proved by billions of owner-driven miles! New single-barrel carburetor with manual choke, self-adjusting valves and low-friction, short-stroke design for top efficiency with minimum maintenance.



2. Galaxie 289 V-8—195 hp. Newest of the performance-famous Ford powerplants (standard on XL's). High power-to-weight ratio through precision block-casting techniques pioneered by Ford. Two-barrel carburetor, automatic choke, adjustment-free hydraulic valve lifters. Also available: 164-hp Galaxie 260 V-8.



3. Thunderbird 352 V-8—220 hp. Plenty of regular gas GO is yours with this lively V-8—an ideal Ford wagon engine option. Two-barrel carburetor with automatic choke, oil-smooth hydraulic valve lifters and high-lift camshaft. Electronically mass-balanced (as are all Ford engines) for smooth, quiet power and long life.



4. Thunderbird 4-V/390 V-8—300 hp. Lusty power with luxurious smoothness—heart of famed Thunderbird performance in the Thunderbird's own great powerplant. Four-barrel carburetion, free-turn aluminumized valves with automatic hydraulic lifters, low-restriction, smooth-flow manifolds . . . all features of a great V-8.



5. Thunderbird 4-V/427 High-Performance V-8—410 hp. Swift acceleration and top range output to please the most exacting performance fan. Responsive 4-barrel carburetion, special high-speed, dual breaker ignition, solid valve lifters and special valve springs . . . a few of many features for high output capability.



6. Thunderbird 5-V/427 High-Performance V-8—425 hp. Spectacular acceleration and top speed with two matched, synchronized 4-barrel carburetors; special manifold, low-restriction exhaust headers. Extra-high capacity oil and fuel systems. Transistorized ignition and alternator optional with both 427 V-8's.



A. Synchro-Smooth Drive—Fully synchronized shifting in all three forward speeds. Permits clash-free downshifts to first under way. Column-mounted shift on all except 500/XL's and 427 V-8's. Floor shift available on 352 and 390 V-8's.



B. Ford Overdrive—Adds "automatic" economy gear to manual shift transmission to stretch gas mileage. Cuts engine rpm's by 26%, reduces engine wear. Accelerator-pedal-controlled downshift for quick passing.



C. 4-Speed Manual Transmission—A fully synchronized, fast-shifting gear box with floor-mounted shift lever. Close gear ratio spacing with 2.36 to 1 start-up ratio. Positive reverse gear lockout. Shift pattern on knob.

D. Fordomatic Drive—Two-speed smoothness combined with time-proven reliability and good economy. Vacuum-operated control valve matches transmission shifting to engine speed and load. Available with Six and Galaxie 260 and 289 V-8's.



E. Cruise-O-Matic Drive—Versatile dual-range automatic transmission. Three-speed drive starting in low for most normal driving. Two-speed drive starting in intermediate for gentler start-up on ice or snow. Standard with Galaxie 289 V-8 on 500/XL's.

POWER TEAMS							
ENGINE	CU. IN. DISPL.	MAX. HP @ RPM	MAX. TORQUE @ RPM	BORE x STROKE	COMP. RATIO (to 1)	CARB. & FUEL	TRANSMISSION OPTIONS (500/XL's only)
1. Mileage Maker Six	223	138 @ 4200	203 @ 2200	3.62 x 3.60	8.4	1 bbl. Reg.	A-B-D
2. Galaxie V-8	260	164 @ 4400	258 @ 2200	3.80 x 2.87	8.7	2 bbl. Reg.	E A-B-D-E
3. Galaxie 289 V-8	289	195 @ 4400	282 @ 2400	4.00 x 2.87	8.7	2 bbl. Reg.	E A-B-D-E
4. Thunderbird 352 V-8	352	220 @ 4300	336 @ 2600	4.00 x 3.50	8.9	2 bbl. Reg.	C-E A-B-C-E
5. Thunderbird 4-V/390 V-8	390	300 @ 4600	427 @ 2800	4.05 x 3.78	10.8	4 bbl. Prem.	C-E A-B-C-E
6. Thunderbird 4-V/427 High-Performance V-8*	427	410 @ 5600	476 @ 3400	4.23 x 3.78	11.5	4 bbl. Super Prem.	A-C A-B-C
7. Thunderbird 5-V/427 High-Performance V-8*	427	425 @ 6000	480 @ 3700	4.23 x 3.78	11.5	8 bbl. Super Prem.	A-C A-B-C

*High-Performance V-8's not available on wagons



QUALITY BY FORD. Part by part, Ford quality begins at the wide-contoured frame with its sturdy passenger-protecting, double-channel side rails. Brand-new suspension design features, front and rear, give the super torque Ford a lush whisper-quiet ride. Front wheels can now move back as well as upward to "give with the punch" of bumps. This combined with Ford's luxury-car rear suspension produces a ride as solid and stable as it is quiet and smooth. Chassis lubricants are sealed in . . . dirt and water sealed out . . . so Fords can go 36,000 miles between front suspension, universal joints and steering linkage lubrications, with 24,000 miles between service of front wheel bearings and 6,000 miles between minor lubes. Body structure has the extra strength and safety of heavy, ribbed floor sections and box-section roof supports. Galvanized rocker panels provide superior protection against rust, corrosion. Body insulation surrounds the passenger compartment with a "sound barrier" to dampen noise and vibration. And over all, baked-on primer coats prepare the antirust-treated body for the finishing touch—your favorite color of gem-bright Diamond Lustre Enamel.

