



2022 ELECTRIC VEHICLES

F-150 LIGHTNING® | E-TRANSIT®



CHARGING AHEAD

Introducing the U.S.-assembled¹ Ford F-150 Lightning[®] pickup and Ford E-Transit[®] vans. They're powerful and tough like their gas-powered cousins, and offer smart solutions to help make going electric that much easier. The powertrain lets you work in places you couldn't before and requires less scheduled maintenance. Overnight charging can let you start the day at a full charge. Plus, available Pro Power Onboard turns your truck into a fully functioning AC power source. Exactly what you'd expect from the company that's been America's best-selling line of commercial vehicles for 36 straight years.² Ford Motor Company – bringing you products, software and solutions that can allow you to seamlessly transition to the future of business.

Preproduction computer-generated images shown throughout. E-Transit available late 2021. F-150 Lightning available starting spring 2022. Available only at EV-certified Ford Dealers. See Owner's Manual for important operating instructions for Pro Power Onboard. See back cover for numbered footnotes and disclaimers.

^{*}Based on full charge. USA EPA-targeted range reflecting current status based on analytical projection consistent with US EPA combined drive cycle. Actual range varies with conditions such as external environment, vehicle use, vehicle maintenance, lithium-ion battery age and state of health. Final EPA-estimated ratings available in 2022 calendar year. ^{**}Excludes PLATINUM models. ¹Based on full charge. USA targeted range reflecting current capability based on analytical projection consistent with US EPA MCT drive cycle methodology (www.fueleconomy.gov/feg/pdfs/EPA_test_procedure_for_EVs-PHEVs-11-14-2017.pdf). Actual range varies with conditions such as external elements, driving behaviors, vehicle maintenance, and lithium-ion battery age.

AN ELECTRIFYING FUTURE

ENGINEERED AND EQUIPPED FOR COMMERCIAL NEEDS

- Capabilities designed for multiple services and trades.
- Targeted EPA-estimated range planned to exceed what you might need in a typical workday:
 - F-150 Lightning with standard-range battery, 230 miles (370 km)*
 - F-150 Lightning with extended-range battery, 300 miles (483 km)*,**
 - E-Transit Low-Roof Cargo Van models, 126 miles (203 km)[†]
- Available Fleet Management technologies

BENEFITS OF GOING FORD ELECTRIC

- Battery packaging sacrifices no passenger or cargo space
- Blue Oval™ Charge Network = over 63,000 plugs nationwide³
- Available upfits for gas-powered models fit electric models
- Scheduled maintenance costs for the F-150 Lightning and E-Transit are estimated to be 40% less than the scheduled maintenance costs for a gas-powered 2020 F-150[®] and gas-powered 2020 Transit[®] over 8 years or 100,000 miles, whichever comes first.⁴

BUT WAIT, THERE'S MORE

- Over 2,300 EV-certified Ford Dealers
- Over 640 Ford Commercial Vehicle Centers
- Purchasing an all-electric vehicle may qualify you for a federal tax incentive.⁵



F-150 LIGHTNING[®]

SUPERCREW[®] DUAL-MOTOR 4x4

Our U.S.-assembled,¹ all-electric truck includes many of the powerful, tough, smart features you've always relied on (and some brand-new ones as well). It's F-150[®] through and through.

F-150 LIGHTNING AVAILABLE TRIMS
PRO XLT LARIAT™ PLATINUM[®]



Horsepower, torque, payload, towing and EPA-Estimated Fuel Economy Ratings are independent attributes and may not be achieved simultaneously.
*Excludes PLATINUM models. Based on full charge. USA EPA-targeted range reflecting current status based on analytical projection consistent with US EPA combined drive cycle. Actual range varies with conditions such as external environment, vehicle use, vehicle maintenance, lithium-ion battery age and state of health. Final EPA-estimated ratings available in 2022 calendar year.

2022 F-150 LIGHTNING VITAL STATISTICS

TARGETED MAXIMUM
AVAILABLE TOWING OF

10,000 LBS.^{6,7}

WITH AVAILABLE
EXTENDED-RANGE BATTERY

TARGETED MAXIMUM
PAYLOAD OF

2,000 LBS.^{8,9}

WITH STANDARD-RANGE BATTERY

TARGETED

563 MAX. HP¹⁰ AND
775 LB-FT. TORQUE¹⁰

WITH AVAILABLE
EXTENDED-RANGE BATTERY


F-150 LIGHTNING HAS A TARGETED
EPA-ESTIMATED RANGE OF

300 MILES*

WITH AVAILABLE
EXTENDED-RANGE BATTERY

MECHANICAL HIGHLIGHTS

- A** All-new fully boxed steel frame
- B** Dual motors protected inboard of frame
- C** Battery enclosed in metal exo-structure with steel skid plates
- D** Independent rear suspension
- E** High-strength, military-grade, aluminum alloy¹¹ body
- F** Full-size spare tire
 - State-of-the-art cooling systems:
One for both motors and one for the battery



POINTS OF INTEREST

- No loss of cargo volume or interior space
- F-150 Lightning faces intense torture testing just like the gas F-150
- Electric Vehicle Component Limited Warranty: 8 years/100,000 miles, whichever comes first. See dealer for limited-warranty details.



MEGA POWER FRUNK (FRONT TRUNK)

- 14.0 cu. ft. of cargo volume
- 400-lb. payload
- 4 x 120V/20A electrical outlets and 2 USB ports
- Fully locking and weather-tight
- Power open and close
- Lighted and drainable storage area



DUAL MOTORS/ALWAYS-ON 4x4

- Inboard motors for durability and protection from the elements and tough terrain
- Standard full-time 4x4 drivetrain



INDEPENDENT REAR SUSPENSION

- Designed specifically for F-150 Lightning
- Enables targeted 2,000-lb. available maximum payload^{8,9}



AVAILABLE SMART TECHNOLOGY

- Onboard Scales weigh your payload
- Pro Trailer Hitch Assist helps you hitch up¹²
- Smart Hitch measures trailer tongue weight to help you distribute trailer weight correctly
- Pro Trailer Backup Assist™ helps make trailer backing easier¹²
- Smart Trailer Tow Connector reports on trailer battery, connections, lights, etc.

E-TRANSIT[®]

T-350/SRW/9,500-LB. GVWR

All-electric *and* all Transit,[®] it's the U.S.-assembled,¹ robust, flexible, work-ready vehicle you already know – with innovations you'll wonder how you ever did without.



Horsepower, torque, payload and EPA-Estimated Fuel Economy Ratings are independent attributes and may not be achieved simultaneously.

^{*}Based on full charge. USA targeted range reflecting current capability based on analytical projection consistent with US EPA MCT drive cycle methodology (www.fueleconomy.gov/feg/pdfs/EPA_test_procedure_for_EVs-PHEVs-11-14-2017.pdf). Actual range varies with conditions such as external elements, driving behaviors, vehicle maintenance, and lithium-ion battery age.

2022 E-TRANSIT VITAL STATISTICS

THE CARGO VANS HAVE TARGETED
MAX. PAYLOAD RATINGS
RANGING FROM

3,240 TO 3,800 LBS.⁸

THE CHASSIS CAB HAS A TARGETED
MAX. PAYLOAD OF

4,250 LBS.⁸

THE CUTAWAY HAS A TARGETED
MAX. PAYLOAD OF

4,290 LBS.⁸

THE HIGH-ROOF, LONG-WHEELBASE,
EXTENDED-LENGTH CARGO VAN HAS
A MAX. CARGO VOLUME OF

487 CU. FT.

TARGETING A PEAK POWERTRAIN
PERFORMANCE OF

**266 MAX. HP¹⁰ AND
317 LB.-FT. TORQUE¹⁰**

CARGO VAN LOW-ROOF MODELS
HAVE A TARGETED RANGE OF

126 MILES^{*}

MECHANICAL HIGHLIGHTS

- A** Battery enclosed in metal exo-structure
- B** e-Motor rear-wheel-drive
- C** New independent rear suspension with coil spring and trailing arm components
 - State-of-the-art cooling systems:
One each for the motor and battery
 - Full-size spare tire



POINTS OF INTEREST

- No loss of cargo volume or interior space
- E-Transit faces intensive testing just like the gas Transit
- Electric Vehicle Component Limited Warranty: 8 years/100,000 miles, whichever comes first. See dealer for limited-warranty details.



TAILORED RANGE

Leveraging Ford Telematics^{TM13} data, we analyzed more than 2.5 million trips, totaling 30 million miles, to understand that the average daily range for commercial vans in the U.S. is 74 miles. For days when distances are higher, and adjusting for factors such as cold weather, we designed E-Transit with a targeted 126 miles of range.*



UPFITS? NO PROBLEM

As with all Transit models, you'll have access to our network of 13 upfitters located within 30 miles of our Kansas City Assembly Plant standing ready with a variety of upfits to serve the needs of many trades and services.



YOUR ONBOARD ASSISTANTS

- Standard Navigation¹⁴ helps you plan routes, locate delivery stops, charging stations, etc.
- Intelligent Range helps you use battery power more efficiently
- Using your vehicle modem, Ford Data Services^{TM13} gives you access to vehicle data through an API to your business system or authorized telematics service providers.



8 E-TRANSIT CONFIGURATIONS

- Cargo Van/Low Roof/130" or 148" WB
- Cargo Van/Med Roof/130" or 148" WB
- Cargo Van/High Roof/148" or 148" WB/extended length body
- Chassis Cab/178" WB/extended length
- Cutaway/178" WB/extended length

PRO POWER ONBOARD

This feature makes your truck an AC power source, delivering max. available power of up to 9.6 kW* on F-150 Lightning® and 2.4 kW* on E-Transit®, for running tools, laptops, label scanners, charging tool batteries and more. Power Reserve capability lets you set a minimum vehicle battery power level. When that limit is met, your vehicle stops sending power to the outlets, so you have enough power to get home, back to the shop, or to your charging depot. With zero emissions, Pro Power Onboard helps you work in more places. You also get back cargo space once used by a gas generator and gas cans.

F-150 LIGHTNING

Standard 2.4 kW/20A/120V Total System Power*

- In-Cab: 2 x 120V outlets
- In-Box: 2 x 120V outlets
- In-Frunk: 4 x 120V outlets

Available 9.6 kW/30A/240V System* adds

- In-Box: 1 x 240V/30A outlet and 2 more 120V outlets

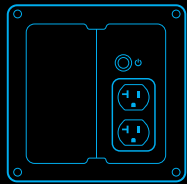
E-TRANSIT

Available 2.4 kW Total System Power*

- In-Cab: 1 x 120V outlet
- In-Cargo Area: 2 x 120V outlets, 12V powerpoint


See Owner's Manual for important operating instructions for Pro Power Onboard.

*Maximum power available is limited to the combined total of all items in use.



2.4 kW

Standard on F-150 Lightning PRO.
Available on E-Transit*



9.6 kW

Available on F-150 Lightning*



CHARGE!

Whether your fleet of vehicles is at the depot, on the road or at home, Ford offers a range of solutions to help you meet your everyday charging needs. As those needs grow, Ford plans to expand Depot, Public and Home Charging capabilities with more locations and available equipment to promote faster charging, while our connected EV services¹³ can help manage power use and real-time operating range, as well as energy costs and billing – for one vehicle or for hundreds.



DEPOT CHARGING

Large fleets may opt for custom solutions, often requiring long-term planning and the construction of a permanent facility. We're committed to providing our customers a turnkey solution for fleet depot charging.

Our acquisition of fleet charging provider, Electrify, is designed to lower energy and operational costs while offering a one-stop solution and rapid deployment for commercial and government EV customers.

Additional information on our plans to offer a complete portfolio of integrated fleet charging services is available here:

<https://media.ford.com/content/fordmedia/fna/us/en/news/2021/06/17/ford-acquires-electrify.html>



PUBLIC CHARGING

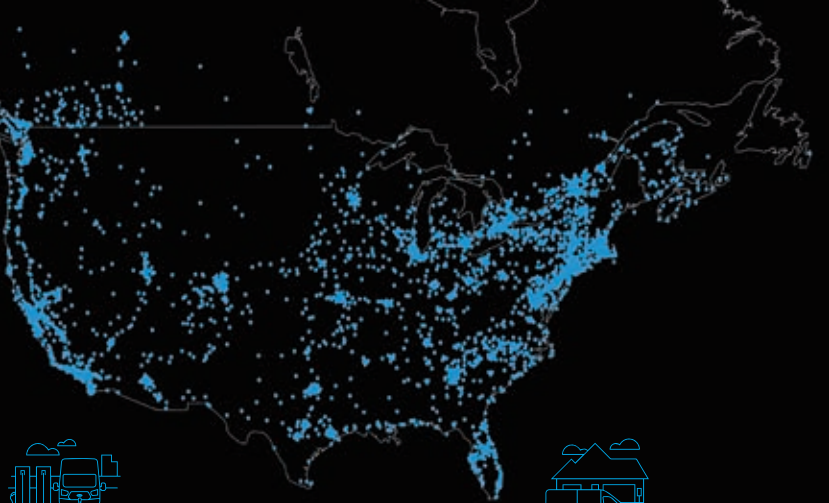
Access to the Blue Oval™ Charge Network, the largest public charging network in North America offered by automotive manufacturers with over 19,500 charging stations (over 63,000 plugs); eliminates registering with multiple networks or downloading multiple apps. Connected payment systems for public charging within the network can handle billing centrally for all Ford electric vehicles within the fleet.

F-150 LIGHTNING WITH EXTENDED-RANGE BATTERY

- Estimated to achieve a 15%-80% charge in approximately 41 minutes while charging on a DC Fast Charging station (1.3 150+ kW charger)¹⁵

E-TRANSIT CARGO VAN LOW ROOF

- Estimated to add 45 miles (72 km) of range in approximately 15 minutes while charging on a DC Fast Charging station (115+ kW charger)^{16,17}
- Achieves a 15%-80% charge in approximately 34 minutes while charging on a DC Fast Charging station (115+ kW charger)¹⁵



HOME CHARGING

A 240V/120V Ford Mobile Charger comes standard with every F-150 Lightning and E-Transit, while telematics provides reimbursement reporting, informing employers how much energy was used at a driver's home to charge a company vehicle, eliminating paperwork and separate electricity metering.

F-150 LIGHTNING WITH EXTENDED-RANGE BATTERY

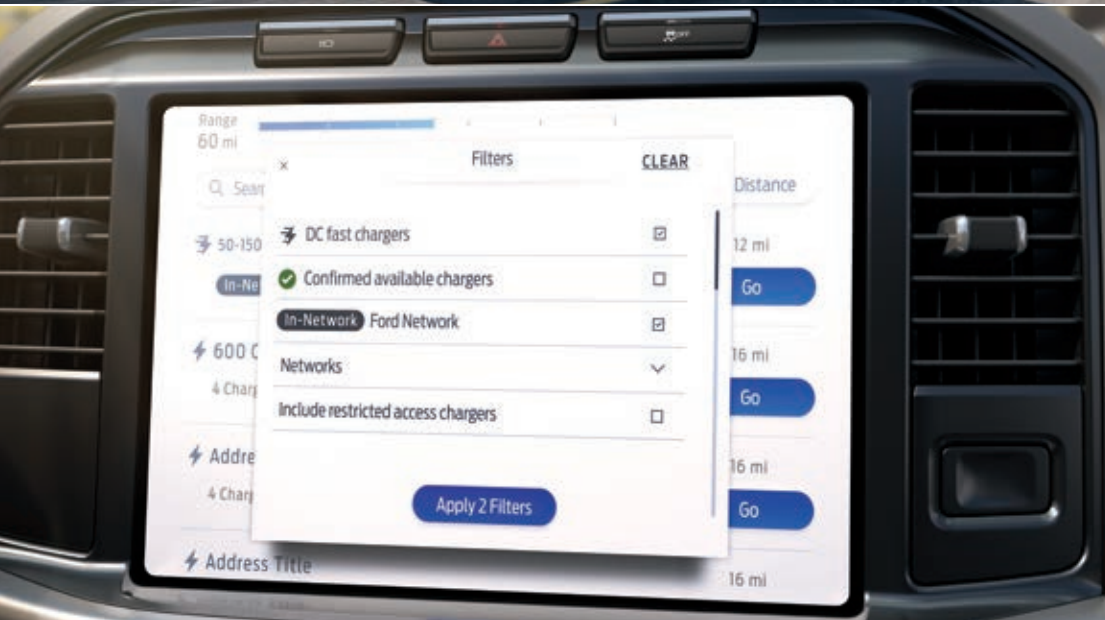
- Estimated that the Ford Mobile Charger and a standard 240V outlet will be able to add an average range of 13 miles (22 km) per charging hour with the higher-power 240V outlet^{17,18}
- Estimated that the available 48-amp Ford Connected Charge Station will be able to add an average range of 20 miles (32 km) per charging hour for a full charge of 15%-100% in 13 hours^{17,18}
- Estimated that the available 80-amp Ford Charge Station Pro will be able to add an average range of 30 miles (42 km) per charging hour which gives a full charge of 15%-100% overnight (in about 8 hours)^{17,18}

E-TRANSIT

- Charges from 0%-100% in about 12 hours when using the Ford Mobile Charger and 240V outlet¹⁵
- Will charge from 0%-100% in 8 hours when using the Ford Connected Charge Station¹⁵

SMART TECHNOLOGIES

You're not always on the job. Sometimes you're on the road. So whether you're running between job sites or just driving home after a long day, Ford Battery Electric Vehicles offer intuitive technologies that can help make the day's work easier.



OPTIMIZE YOUR RANGE

These high-tech features can help you use battery energy efficiently:

Our Connected Navigation¹⁴ can calculate routes based on user preferences, real-time payload¹⁹ and towing weights,¹⁹ weather, grades and traffic. It displays an overview with charger locations and shows charging time required to reach each charge point, ETA, real-time charging status and optimized guidance.

Intelligent Range will calculate range based on past driver behavior, the impacts of an attached trailer and/or payload weight,¹⁹ and forecasted weather conditions and will take advantage of artificial intelligence and the cloud to predict how much energy will be used in future driving. The battery system reports how much energy is available, while the powertrain module tracks how much energy the customer is using.²⁰

FORD CO-PILOT360™

Advanced driver-assist systems can help your drivers navigate increasingly distracting and crowded roads with added confidence.¹²

Standard technologies:

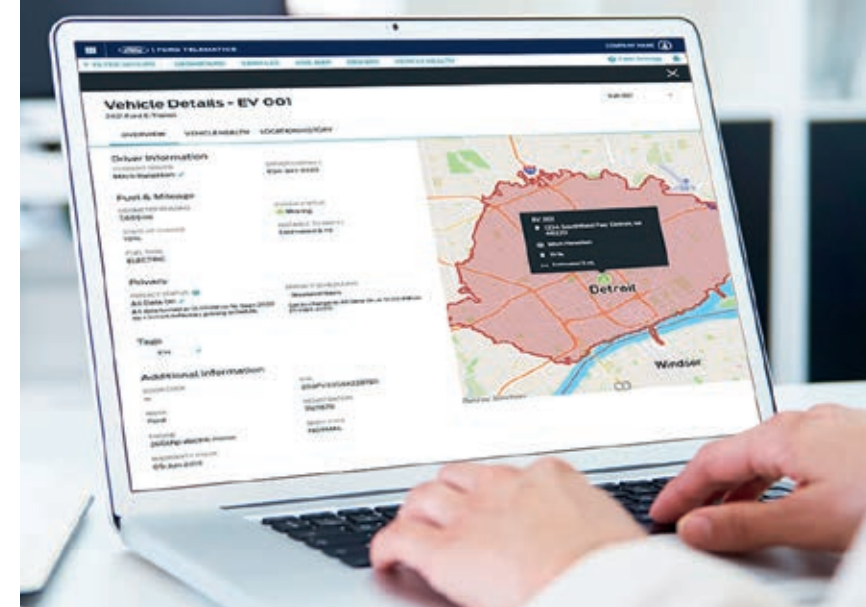
- Pre-Collision Assist with Automatic Emergency Braking
- Lane-Keeping Alert
- Auto High-Beam Headlamps
- Rear View Camera
- Hill Start Assist

Available technologies:

- BLIS® with Cross-Traffic Alert
- 360-Degree Camera
- Reverse Brake Assist
- Post-Collision Braking
- Rear Parking Sensors
- Side Wind Stabilization (E-Transit®)
- Trailer Sway Control (F-150 Lightning®)

SYNC® 4

Accessible through a standard 12" touchscreen, SYNC 4²¹ features enhanced voice recognition and improved connectivity. Use available Navigation¹⁴ to find a charging station near you. Ford Power-Up software updates help optimize the vehicle without a trip to the dealership. These elements and more can bring you a personalized driving experience.



PURCHASING AN ALL-ELECTRIC VEHICLE MAY QUALIFY YOU FOR A
FEDERAL TAX INCENTIVE.⁵



FORD PRO INTELLIGENCE

Imagine how much smarter and more productive your business could be with access to real-time data and insights about your fleet. We offer tools to help you maximize productivity and uptime.

FORD TELEMATICS™ ESSENTIALS²²

Complimentary access to Ford Telematics Essentials helps you stay aware of your fleet, stay up-to-date on maintenance, and maximize the uptime of your business, all without paying a cent.

- Vehicle health insights, such as manufacturer diagnostic codes, plus suggested actions and recall information, and maintenance schedules based on oil life
- Dealer service scheduling (coming late summer 2022)
- Remote lock and unlock capability (coming fall 2022)
- Software Updates Manager (coming spring 2022)

FORD CONNECTED EV SERVICES¹³

Receive up to 3 years of complimentary access to help you manage your electric vehicle fleet and minimize energy-use costs:

- EV dashboard tracks and reports home charging energy use so you can reimburse employees for home charging
- Pay for public charging via central billing
- Get alerts that help ensure vehicles are charged and ready to go
- Monitor battery range, state of charge and energy use
- Schedule departure times for cabin and battery preconditioning while charging to help maximize daily range

FORD TELEMATICS¹³

Upgrade to our available flagship product to get even more productivity and uptime insights, including additional features such as:

- GPS tracking with live maps and geofencing to improve asset utilization
- Service reminders to help maximize vehicle uptime
- Driver Behavior Dashboard to review driver activity
- Mobile app²³ to associate driver with a vehicle, report issues, and complete paperless checklists
- Remotely configure, manage and monitor vehicle state for unauthorized operation, potential threats, and unreported damage during vehicle off-hours

FORD DATA SERVICES™¹³

Ford Data Services API offers a manufacturer-grade vehicle data feed that can be received by your business system or an authorized telematics service provider.

SPECIFICATIONS				
	2022 F-150 LIGHTNING®		2022 E-TRANSIT®	
Configuration	SuperCrew® 5.5' box 4x4		Cargo Van, Chassis Cab, Cutaway T-350 Single rear-wheel (SRW) Rear-wheel drive (RWD)	
Wheelbase	145"		Low or Medium Roof: 130"/148"	High Roof: 148"/148" Extended-Length Chassis Cab/ Cutaway: 178"
Electric Vehicle Features	Intelligent Range, Pro Power Onboard (2.4 kW std.; 9.6 kW opt.) Intelligent Backup Power		Intelligent Range, Pro Power Onboard (2.4 kW opt.)	
Capability Features	Class IV trailer hitch receiver (std.), Max. Trailer Tow Package (opt.)		—	
Cargo Volume – Frunk Capacity (volume/max. payload)	14.0 cu. ft./400 lbs.		—	
Cargo Volume – Behind front seats (cu. ft.)	50.9		Regular Wheelbase: 246.7 (low roof)	Long Wheelbase: 277.7 (low roof), 357.1 (medium roof), 404.3 (high roof) Extended Wheelbase: 487.3 (high roof)
Cargo Volume – Cargo Box (cu. ft.)	52.8		—	
Battery	Standard-range	Extended-range	Standard-range	
Motor Output – Max. Horsepower (Targeted) ¹⁰	426	563	266	
Motor Output – Max. Torque (Targeted) ¹⁰	775 lb.-ft.	775 lb.-ft.	317 lb.-ft.	
Motor Charge Range – Targeted EPA-estimated range	230 miles ²⁴	300 miles ^{24,25}	126 miles LR, 116 miles MR, 108 miles HR ²⁶	
Capability – Max. Payload (Targeted) (lbs.)	2,000 ^{8,9}	1,800 ^{8,27}	3,240 – 3,800 Cargo Van / 4,250 Chassis Cab / 4,290 Cutaway ⁸	
Capability – Max. Towing Standard (Targeted) (lbs.)	5,000 ⁶	7,700 ⁶	—	
Capability – Max. Towing Available (Targeted) (lbs.)	7,700 ^{6,28}	10,000 ^{6,7}	—	
Capability – Max. GVWR (lbs.)	8,300	8,550	9,500	
Charging – Miles per charge at 120 volts (Targeted)	—	—	1.7 miles of range per hour ^{16,17}	
Charging – Estimated charge times 15%-100% at 240 volts				
32-amp Ford Mobile Charger (std.)	14 hours ¹⁵	19 hours ¹⁵	12 hours ¹⁵	
48-amp Ford Connected Charge Station (opt.)	10 hours ^{17,29}	13 hours ^{17,18}	8 hours ¹⁵	
80-amp Ford Charge Station Pro (opt.)	10 hours ^{17,29}	8 hours ^{17,18}	—	
DC Fast Charging (15%-80%)	44 minutes at 150 kW ¹⁵	41 minutes at 150 kW ¹⁵	34 minutes at 115 kW ¹⁵	

1. Assembled in USA with domestic and foreign parts. **2.** Based on IHS Markit CY1985 - 2020 U.S. TIPNet Registrations excluding registrations to individuals. TIP Registrations prior to 2010 do not include all GVW 1 and 2 vehicles. **3.** Based on original equipment manufacturers (OEM)/automotive manufacturers that sell all-electric vehicles and have publicly announced charging networks. Department of Energy data used. **4.** Estimated to be 40% less than the average scheduled maintenance cost compared to gas-powered 2021 models over 8 years/100,000 miles (whichever comes first). Scheduled maintenance costs based on recommended service schedule published in the Owner's Manual. Analysis reflects Ford Motor Company's standard method for calculating scheduled maintenance cost, and reflects data available in 2020 and 2021. **5.** See <https://afdc.gov/laws/409>. This information should not be construed as a promise of potential tax savings or reduced tax liability. Consult your tax advisor for the amount of incentive you may be eligible for. **6.** Max. towing based on cargo, vehicle configuration, accessories and number of passengers. **7.** Max. towing on PRO, XLT and LARIAT with available extended-range battery and Max. Trailer Tow Pkg. **8.** Max. payload varies and is based on accessories and vehicle configuration. See label on door jamb for carrying capacity of a specific vehicle. **9.** Max. payload with standard-range battery and 18" wheels. **10.** Based on manufacturer testing using computer engineering simulations. Calculated via peak performance of the electric motor(s) at peak battery power. Your results may vary. **11.** 6000-series aluminum alloy. **12.** Driver-assist features are supplemental and do not replace the driver's attention, judgment and need to control the vehicle. It does not replace safe driving. See Owner's Manual for details and limitations. **13.** Available on vehicles with embedded modem or equipped with plug-in device (PID). Requires modem activation. Ford Telematics and Ford Data Services are subscription services subject to agreement to FSM terms and conditions. Subscription subject to monthly charge. Subject to OFAC and credit check for subscription eligibility. Connected service and features, and access to vehicle data depend on subscription and compatible AT&T network availability. Evolving technology/cellular networks/vehicle capability may limit functionality and prevent operation of connected features. **14.** Navigation services require SYNC® 4 and FordPass™ Connect (optional on select vehicles), complimentary connect service and the FordPass app (see FordPass Terms for details). Eligible vehicles may receive a complimentary 90-day trial of navigation services or if applicable, a 3-year trial of built-in navigation services that begin on the new vehicle warranty start date. Customers must unlock the navigation service trial by activating the eligible vehicle with a FordPass member account. If not subscribed by the end of the complimentary period, the navigation service will terminate, or depending on vehicle, the built-in connected navigation service will terminate. Built-in navigation system will revert to embedded offline navigation after termination. Connect service and features depend on compatible AT&T network availability. Evolving technology/cellular networks/vehicle capability may limit functionality and prevent operation of connected features. FordPass App, compatible with select smartphone platforms, is available via download. Message and data rates may apply. **15.** Charge time based on manufacturer computer engineering simulations. The charging rate decreases as battery reaches full capacity. Your results may vary based on peak charging times and battery state of charge. **16.** Range and charge time based on manufacturer computer engineering simulations and US EPA MCT drive cycle methodology (www.fueleconomy.gov/feg/pdfs/EPA_test_procedure_for_EVs-PHEVs-11-14-2017.pdf). **17.** The charging rate decreases as battery reaches full capacity. Your results may vary based on peak charging times and battery state of charge. Actual vehicle range varies with conditions such as external elements, driving behaviors, vehicle maintenance, lithium-ion battery age and state of health. **18.** Excludes PLATINUM models. Range and charge time based on manufacturer computer engineering simulations and analytical projection consistent with US EPA combined drive cycle. **19.** Requires Onboard Scales, available only on F-150. **20.** Actual range varies with conditions such as external elements, driving behaviors, vehicle maintenance, lithium-ion battery age and state of health. **21.** Don't drive while distracted or while using handheld devices. Use voice-operated systems when possible. Some features may be locked out while the vehicle is in gear. Not all features are compatible with all phones. **22.** Available on Ford vehicles with embedded modem, not already enrolled with another service provider. Requires modem activation and agreement to digital terms and conditions. Complimentary access will exist for the life of the vehicle or the life of the product. Connected service and features, and access to vehicle data depend on subscription and compatible AT&T network availability. Evolving technology/cellular networks/vehicle capability may limit functionality and prevent operation of connected features. **23.** Ford Telematics Drive app, compatible with select smartphone platforms, is available via download. Message and data rates may apply. Evolving technology/cellular networks may limit functionality and use of app. **24.** Based on full charge. USA EPA-targeted range reflecting current status based on analytical projection consistent with US EPA combined drive cycle. Actual range varies with conditions such as external environment, vehicle use, vehicle maintenance, lithium-ion battery age and state of health. Final EPA-estimated ratings available in 2022 calendar year. **25.** Excludes PLATINUM models. **26.** Based on full charge. USA targeted range reflecting current capability based on analytical projection consistent with US EPA MCT drive cycle methodology (www.fueleconomy.gov/feg/pdfs/EPA_test_procedure_for_EVs-PHEVs-11-14-2017.pdf). Actual range varies with conditions such as external elements, driving behaviors, vehicle maintenance, and lithium-ion battery age. **27.** Max. payload with available extended-range battery and 18" wheels. **28.** Max. towing with available Max. Trailer Tow Pkg. **29.** Range and charge time based on manufacturer computer engineering simulations and analytical projection consistent with US EPA combined drive cycle.

Ford and Oval Device, BLIS, Blue Oval, Built Ford Tough, E-Transit, F-150, F-150 Lightning, Ford Co-Pilot360, Ford Data Services, Ford Telematics, FordPass, F-Series, LARIAT, PLATINUM, Pro Trailer Backup Assist, SuperCrew, SYNC, Transit and related marks are trademarks of Ford Motor Company.

Ford Motor Company reserves the right to change product specifications at any time without incurring obligations.

©2021 Ford Motor Company 22F15TRBEVRSPDF